

AD-A152 841

WORLDWIDE MANPOWER DISTRIBUTION BY GEOGRAPHICAL  
AREA, SECOND QUARTER, FY-82. (U) WASHINGTON

1/1

UNCLASSIFIED

HEADQUARTERS SERVICE (DOD) DIR FOR INFO OP & RPTS.  
MAR 82. DIOR/M05-82/02

F/G 5/9


N/L

1 OF 1  
AD A152 841

END  
FILMED  
11 04 85

# 1 OF 1

# AD-A152 841

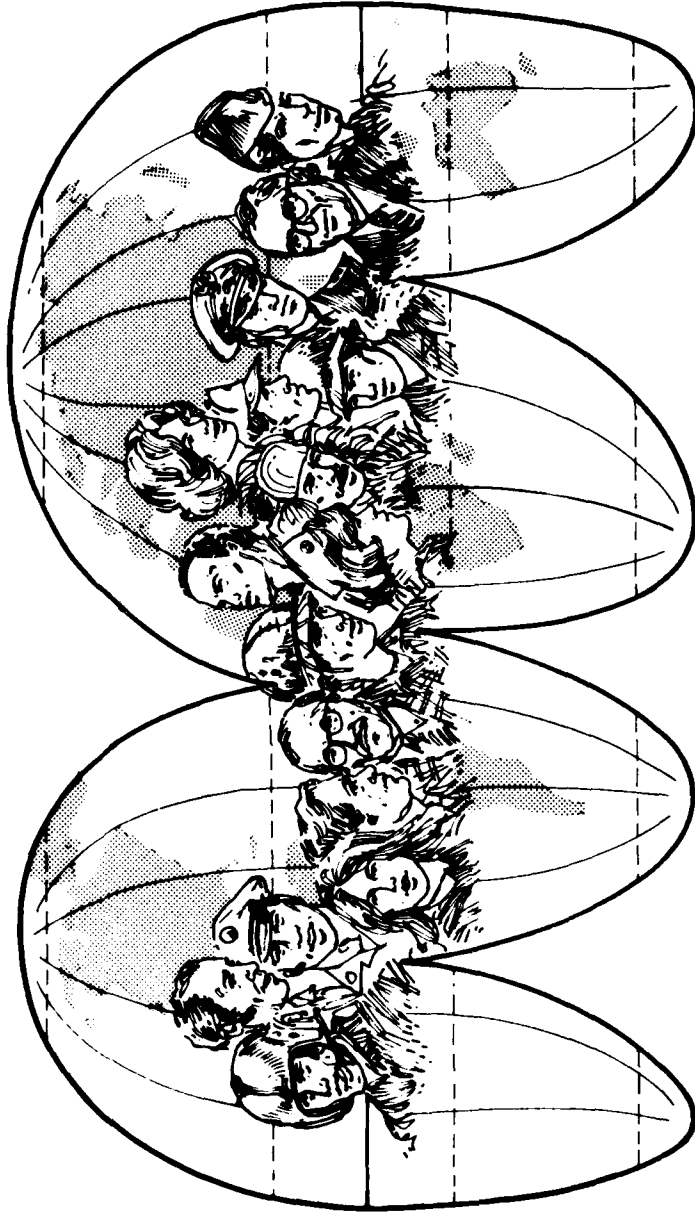


**THIS REPORT IS UNCLASSIFIED AND  
ITS DISTRIBUTION IS UNLIMITED**




Department of Defense  
**WORLDWIDE MANPOWER DISTRIBUTION**  
**BY GEOGRAPHICAL AREA**

March 31, 1982





Department of Defense  
**WORLDWIDE MANPOWER DISTRIBUTION**  
 BY GEOGRAPHICAL AREA



**whs**

DIRECTORATE FOR INFORMATION  
 OPERATIONS AND REPORTS (DIOR)  
 THE PENTAGON, WASHINGTON, D.C.

FOREWORD

The WORLDWIDE MANPOWER DISTRIBUTION BY GEOGRAPHICAL AREA is a quarterly publication prepared by the Washington Headquarters Services, Directorate for Information Operations and Reports (WHS/DIOR) of the Office of the Secretary of Defense.

This publication reflects the worldwide distribution of Department of Defense active duty military and civilian personnel as of December 31, 1981. Data concerning the dependents of active duty military and U. S. citizen civilian personnel are updated semiannually for the March and September issues of this publication, respectively. Data are shown by country by DoD Component.

This report is approved for public release at cost: distribution unlimited. Requests for this publication, additional copies and/or changes in distribution should be addressed to the Director, Washington Headquarters Services, Room 3E843, The Pentagon, Washington, DC 20301.

T A B L E O F C O N T E N T S

<u>SECTION</u>		<u>PAGE</u>
A	Active Duty Military Personnel Strengths by Regional Area and by Country	3
B	Total Civilian Personnel Strengths by Regional Area and by Country - Military Functions	9
C	*Table P14 - Summary of Dependents of Military and Civilian Personnel	25
	*Table P309C - Dependent Strengths by Regional Area and by Country	27
	Glossary	38

\*Prepared semiannually, this table is updated in March and September.

SECTION A

TABLE P309A

DEPARTMENT OF DEFENSE

ACTIVE DUTY MILITARY PERSONNEL STRENGTHS  
BY REGIONAL AREA AND BY COUNTRY

TABLE P309A

DEPARTMENT OF DEFENSE  
ACTIVE DUTY MILITARY PERSONNEL STRENGTHS BY REGIONAL AREA AND BY COUNTRY  
MARCH 31, 1982

REGIONAL AREA/COUNTRY	TOTAL	ARMY	AIR FORCE	NAVY	MARINE CORPS
TOTAL WORLDWIDE	2,106,925	791,762	579,503	543,703	191,957
ASHORE	1,881,276	791,762	579,503	323,960	186,051
AFLOAT	225,649	-	-	219,743	5,906
U.S. TERRITORY AND SPECIAL LOCATIONS	1,604,323	531,604	461,524	453,833	157,162
CONTINENTAL U.S.	1,291,609	478,304	422,698	250,365	140,242
ALASKA	21,094	8,395	10,939	1,565	195
HAWAII	44,553	17,856	6,252	11,637	8,808
AMERICAN SAMOA	1	1	-	-	-
GUAM	8,678	29	3,943	4,517	389
JOHNSTON ATOLL	115	107	8	-	-
MIDWAY ISLANDS	70	-	-	70	-
PUERTO RICO	3,445	380	45	2,644	176
TRUST TERRITORY OF THE PACIFIC ISLANDS	36	32	4	-	-
U.S. MISCELLANEOUS PACIFIC ISLANDS	2	2	-	-	-
VIRGIN ISLANDS OF THE U.S.	11	9	-	2	-
WAKE ISLAND	6	-	6	-	-
TRANSIENTS	72,689	26,689	17,629	21,019	7,352
AFLOAT	161,814	-	-	161,814	-
TOTAL FOREIGN COUNTRIES	502,602	259,958	117,979	89,870	34,795
ASHORE	438,767	259,958	117,979	31,941	28,889
AFLOAT	63,835	-	-	57,929	5,906
(1) WESTERN & SOUTHERN EUROPE	337,073	219,829	80,972	33,127	3,145
AUSTRIA	30	5	1	-	24
BELGIUM*	2,145	1,337	657	119	32
CYPRUS	12	2	1	-	9
DENMARK*	46	4	17	15	10
FINLAND	20	5	2	2	11
FRANCE*	91	37	16	4	34
GERMANY (FED REPUBLIC & WEST BERLIN)*	249,171	211,340	37,408	300	121
GREECE*	3,424	508	2,499	401	16
GREENLAND*	324	6	318	-	-
ICELAND*	2,955	2	1,119	1,712	122
IRELAND	9	1	2	-	6
ITALY*	13,071	4,282	4,366	4,160	263
LUXEMBOURG*	6	-	-	-	6
MALTA	1	1	-	-	-
NETHERLANDS*	2,509	743	1,740	17	9
NORWAY*	202	36	119	29	18
PORTUGAL*	1,468	64	1,070	323	11
SPAIN	6,700	30	5,151	3,332	167

TABLE P309A

DEPARTMENT OF DEFENSE  
ACTIVE DUTY MILITARY PERSONNEL STRENGTHS BY REGIONAL AREA AND BY COUNTRY  
MARCH 31, 1982

REGIONAL AREA/COUNTRY	TOTAL	ARMY	AIR FORCE	NAVY	MARINE CORPS
SWEDEN	15	2	6	-	7
SWITZERLAND	32	6	4	1	21
TURKEY*	5,230	1,212	3,915	84	19
UNITED KINGDOM*	25,527	206	22,561	2,399	361
AFLOAT	22,085	-	-	20,227	1,858
	(306,169)	(219,777)	(75,805)	(9,565)	(1,022)
*EUROPEAN NATO					
(2) EAST ASIA & PACIFIC	128,130	31,106	34,282	35,045	27,697
AUSTRALIA	646	9	265	363	9
BURMA	9	3	2	-	4
CHINA	14	4	1	2	7
FIJI	1	1	-	-	-
HONG KONG	39	10	4	13	12
INDONESIA	48	12	11	14	11
JAPAN (INCLUDING OKINAWA)	47,843	2,502	14,727	7,149	23,470
MALAYSIA	18	9	2	1	6
NEW ZEALAND	67	2	10	49	6
PHILIPPINES	15,636	35	8,688	4,935	1,978
REPUBLIC OF KOREA	40,055	28,467	10,547	326	715
SINGAPORE	31	6	2	16	7
THAILAND	91	46	23	9	13
AFLOAT	23,627	-	-	22,168	1,459
(3) AFRICA, NEAR EAST & SOUTH ASIA	15,997	859	468	14,288	382
AFGHANISTAN	6	-	-	-	6
ALGERIA	2	2	-	-	-
BAHRAIN	66	2	-	64	-
BANGLADESH	6	2	-	-	4
BRITISH INDIAN OCEAN TERRITORY (INCLUDES DIEGO GARCIA)	1,697	-	2	1,695	-
CAMEROON	8	2	-	-	6
CONGO	5	-	-	-	5
EGYPT	477	319	105	28	25
ETHIOPIA	6	-	-	-	6
GABON	6	-	-	-	6
GHANA	10	2	-	-	8
INDIA	40	4	4	2	30
ISRAEL	96	44	24	8	20
IVORY COAST	9	3	-	-	6
JORDAN	23	12	5	-	6
KENYA	34	15	4	1	14
KUWAIT	27	18	1	1	7

TABLE P309A

DEPARTMENT OF DEFENSE  
ACTIVE DUTY MILITARY PERSONNEL STRENGTHS BY REGIONAL AREA AND BY COUNTRY  
MARCH 31, 1982

REGIONAL AREA/COUNTRY	TOTAL	ARMY	AIR FORCE	NAVY	MARINE CORPS
LEBANON	14	3	-	1	10
LIBERIA	27	15	2	4	6
MADAGASCAR	6	-	-	1	5
MALAWI	3	3	-	-	-
MALI	4	-	-	-	4
MAURITIUS	6	-	-	-	6
MOROCCO	42	15	7	3	17
NEPAL	9	2	-	-	7
NIGER	5	-	-	-	5
NIGERIA	17	4	3	-	10
OMAN	7	2	2	1	2
PAKISTAN	23	5	6	-	12
ST. HELENA (INCLUDES ASCENSION ISLAND)	1	-	1	-	-
SAUDI ARABIA	643	274	283	75	11
SENEGAL	12	-	-	2	10
SEYHELLES	4	-	4	-	-
SOMALIA	10	6	-	-	4
SOUTH AFRICA	18	2	3	2	11
SRI LANKA	8	-	-	3	5
SUDAN	54	45	2	-	7
SYRIA	11	2	-	-	9
TANZANIA, UNITED REPUBLIC OF	7	-	-	-	7
TUNISIA	48	37	1	2	8
UPPER VOLTA	6	-	-	-	6
YEMEN (SANA)	19	10	4	-	5
ZAIRE	22	9	5	-	8
ZAMBIA	4	-	-	-	4
AFLOAT	12,449	-	-	12,395	54
(4) WESTERN HEMISPHERE	20,771	8,045	2,185	7,060	3,481
ANTIGUA	129	-	1	128	-
ARGENTINA	20	4	6	4	6
BAHAMAS, THE	52	12	1	33	6
BARBADOES	9	1	-	1	7
BERMUDA	1,355	-	-	1,268	87
BOLIVIA	11	4	1	-	6
BRAZIL	49	16	7	4	22
CANADA	677	13	249	404	11
CHILE	16	4	1	1	10
COLOMBIA	25	6	5	3	11

TABLE P309A

DEPARTMENT OF DEFENSE  
ACTIVE DUTY MILITARY PERSONNEL STRENGTHS BY REGIONAL AREA AND BY COUNTRY

MARCH 31, 1982

REGIONAL AREA/COUNTRY	TOTAL	ARMY	AIR FORCE	NAVY	MARINE CORPS
COSTA RICA	12	4	-	-	8
CUBA (QUANTANAMO)	2,207	-	-	1,721	486
DOMINICAN REPUBLIC	24	11	2	3	8
ECUADOR	22	8	5	2	7
EL SALVADOR	64	41	1	1	21
GUATEMALA	17	5	1	-	11
GUYANA	4	-	-	-	4
HAITI	9	2	1	-	6
HONDURAS	41	20	12	-	9
JAMAICA	10	-	-	1	9
MEXICO	24	7	5	2	10
NICARAGUA	12	3	1	-	8
PANAMA	10,227	7,862	1,866	333	166
PARAGUAY	12	3	1	1	7
PERU	25	8	6	4	7
SURINAME	2	2	-	-	-
TURKS AND CAICOS ISLANDS	1	-	1	-	-
URUGUAY	12	4	1	1	6
VENEZUELA	29	5	11	6	7
AFLOAT	5,674	-	-	3,139	2,535
(5) ANTARCTICA	78	-	-	78	-
(6) EASTERN EUROPE	185	74	18	4	90
BULGARIA	9	1	2	-	6
CZECHOSLOVAKIA	11	1	3	-	7
GERMAN DEMOCRATIC REPUBLIC	50	44	-	-	6
HUNGARY	12	4	2	-	6
POLAND	19	4	1	-	14
ROMANIA	16	6	1	-	11
UNION OF SOVIET SOCIALIST REPUBLICS	48	7	5	4	32
YUGOSLAVIA	19	7	4	-	8
(7) UNDISTRIBUTED	367	45	54	268	-

NOTE. ASHORE INCLUDES TEMPORARILY SHORE-BASED.

SECTION B

TABLE P309B

DEPARTMENT OF DEFENSE

TOTAL CIVILIAN PERSONNEL STRENGTHS  
BY REGIONAL AREA AND BY COUNTRY  
MILITARY FUNCTIONS

TABLE P309B

DEPARTMENT OF DEFENSE  
TOTAL CIVILIAN PERSONNEL STRENGTHS BY REGIONAL AREA AND BY COUNTRY  
MILITARY FUNCTIONS - SUMMARY

MARCH 31, 1982

REGIONAL AREA/COUNTRY	TOTAL DIRECT HIRE	TOTAL FOREIGN NATIONALS	U.S. CITIZENS		FOREIGN NATIONALS		FOREIGN NATIONALS INDIRECT HIRE
			DIRECT HIRE	DIRECT HIRE	DIRECT HIRE	INDIRECT HIRE	
TOTAL WORLDWIDE	974,603	119,741	936,707	37,896	81,845		
U.S. TERRITORY AND SPECIAL LOCATIONS							
CONTINENTAL U.S.	896,066	157	895,913	153	4		
ALASKA	866,164	69	866,095	69	-		
HAWAII	4,177	-	4,177	-	-		
AMERICAN SAMOA	19,613	-	19,613	-	-		
GUAM	1	-	1	-	-		
	4,050	76	4,008	72	4		
JOHNSTON ATOLL	2	-	2	-	-		
PUERTO RICO	1,887	-	1,887	-	-		
TRUST TERRITORY OF THE PACIFIC ISLANDS	61	12	49	12	-		
VIRGIN ISLANDS OF THE U.S.	81	-	81	-	-		
TOTAL FOREIGN COUNTRIES	78,537	119,584	40,794	37,743	81,841		
(1) WESTERN & SOUTHERN EUROPE	36,246	60,714	30,510	5,736	60,978		
AUSTRIA	2	-	2	-	-		
BELGIUM*	427	546	419	8	538		
CYPRUS	2	1	1	1	-		
DENMARK*	16	13	3	13	-		
FINLAND	3	3	-	3	-		
FRANCE*	28	13	15	13	-		
GERMANY (FED. REPUBLIC & WEST BERLIN)*	25,232	56,108	25,204	28	56,080		
GREECE*	193	606	172	21	587		
GREENLAND*	3	-	3	-	-		
ICELAND*	1,008	638	170	838	-		
IRELAND	1	1	-	1	-		
ITALY*	3,695	2,472	1,224	2,471	1		
LUXEMBOURG*	10	-	10	-	-		
MALTA	1	1	-	1	-		
NETHERLANDS*	214	376	209	5	371		
NORWAY*	64	41	23	41	-		
PORTUGAL*	1,191	1,024	157	1,024	-		
SPAIN	907	2,070	897	10	2,060		
SWEDEN	3	2	1	2	-		
SWITZERLAND	3	2	1	2	-		
TURKEY*	593	351	242	351	-		
UNITED KINGDOM*	2,660	2,244	1,757	903	1,341		
*EUROPEAN NATO	(35,324)	(64,634)	(29,608)	(5,716)	(58,916)		

TABLE P309B

DEPARTMENT OF DEFENSE  
TOTAL CIVILIAN PERSONNEL STRENGTHS BY REGIONAL AREA AND BY COUNTRY  
MILITARY FUNCTIONS - SUMMARY

MARCH 31, 1982

REGIONAL AREA/COUNTRY	TOTAL DIRECT HIRE	TOTAL FOREIGN NATIONALS	U.S. CITIZENS DIRECT HIRE	FOREIGN NATIONALS		FOREIGN NATIONALS INDIRECT HIRE
				DIRECT HIRE	INDIRECT HIRE	
(2) EAST ASIA & PACIFIC	32,560	47,115	6,308	26,252	20,863	
AUSTRALIA	221	203	18	203	-	
BURMA	1	1	-	-	-	
CHINA	2	-	2	-	-	
HONG KONG	18	15	3	15	-	
INDONESIA	29	24	5	24	-	
JAPAN (INCLUDING OKINAWA)	3,485	17,639	3,470	15	17,624	
MALAYSIA	3	1	2	1	-	
NEW ZEALAND	11	11	-	11	-	
PAPUA NEW GUINEA	2	2	-	2	-	
PHILIPPINES	14,581	13,308	1,280	13,301	7	
REPUBLIC OF KOREA	14,142	15,865	1,509	12,633	3,232	
SINGAPORE	34	24	10	24	-	
THAILAND	31	22	9	22	-	
(3) AFRICA, NEAR EAST & SOUTH ASIA	1,726	534	1,192	534	-	
AFGHANISTAN	1	1	-	1	-	
ALGERIA	3	2	1	2	-	
BAHRAIN	76	44	32	44	-	
BANGLADESH	1	1	-	1	-	
BRITISH INDIAN OCEAN TERRITORY (INCLUDES DIEGO GARCIA)	9	-	9	-	-	
CAMEROON	1	1	-	1	-	
EGYPT	231	205	26	205	-	
GHANA	2	1	1	1	-	
INDIA	12	10	2	10	-	
ISRAEL	141	4	137	4	-	
IVORY COAST	2	2	-	2	-	
JORDAN	13	7	6	7	-	
KENYA	4	2	2	2	-	
KUWAIT	2	-	2	-	-	
LEBANON	4	4	-	4	-	
LIBERIA	5	3	2	3	-	
MADAGASCAR	1	1	-	1	-	
MALAWI	1	1	-	1	-	
MOROCCO	8	6	2	6	-	
NEPAL	2	2	-	2	-	

TABLE P309B

DEPARTMENT OF DEFENSE  
TOTAL CIVILIAN PERSONNEL STRENGTHS BY REGIONAL AREA AND BY COUNTRY  
MILITARY FUNCTIONS - SUMMARY

MARCH 31, 1982

REGIONAL AREA/COUNTRY	TOTAL DIRECT HIRE	TOTAL FOREIGN NATIONALS	U.S. CITIZENS DIRECT HIRE	FOREIGN NATIONALS DIRECT HIRE	FOREIGN NATIONALS INDIRECT HIRE
NIGERIA	4	3	1	3	-
OMAN	13	2	11	2	-
PAKISTAN	11	10	1	10	-
SAUDI ARABIA	1,149	201	948	201	-
SENEGAL	2	1	1	1	-
SOMALIA	1	1	-	1	-
SOUTH AFRICA	2	1	1	1	-
SRI LANKA	1	1	-	1	-
SUDAN	3	2	1	2	-
SYRIA	2	1	1	1	-
TUNISIA	4	4	-	4	-
UNITED ARAB EMIRATES	1	1	-	1	-
YEMEN (SANA)	9	5	4	5	-
ZAIRE	5	4	1	4	-
(4) WESTERN HEMISPHERE	7,968	5,199	2,769	5,199	-
ANTIGUA	5	2	3	2	-
ARGENTINA	7	4	3	4	-
BAHAMAS, THE	9	-	9	-	-
BERMUDA	454	136	318	136	-
BOLIVIA	5	4	1	4	-
BRAZIL	14	6	8	6	-
CANADA	196	153	43	153	-
CHILE	7	4	3	4	-
COLOMBIA	10	5	5	5	-
COSTA RICA	1	-	1	-	-
CUBA (GUANTANAMO)	941	602	339	602	-
DOMINICAN REPUBLIC	3	2	1	2	-
ECUADOR	6	2	4	2	-
EL SALVADOR	3	2	1	2	-
GUATEMALA	3	2	1	2	-
HAITI	1	1	-	1	-
HONDURAS	4	1	3	1	-
MEXICO	5	4	1	4	-
NETHERLANDS ANTILLES	2	-	2	-	-
NICARAGUA	3	1	2	1	-
PANAMA	6,263	4,253	2,010	4,253	-
PARAGUAY	4	3	1	3	-

TABLE P309B  
 DEPARTMENT OF DEFENSE  
 TOTAL CIVILIAN PERSONNEL STRENGTHS BY REGIONAL AREA AND BY COUNTRY  
 MILITARY FUNCTIONS - SUMMARY

MARCH 31, 1962

REGIONAL AREA/COUNTRY	TOTAL		U.S.		FOREIGN	
	DIRECT HIRE	FOREIGN NATIONALS	CITIZENS DIRECT HIRE	FOREIGN NATIONALS DIRECT HIRE	INDIRECT HIRE	FOREIGN NATIONALS INDIRECT HIRE
PERU	8	5	3	5	-	-
SURINAME	1	-	1	-	-	-
URUGUAY	3	2	1	2	-	-
VENEZUELA	10	5	5	5	-	-
(5) ANTARCTICA	-	-	-	-	-	-
(6) EASTERN EUROPE	35	22	13	22	-	-
BULGARIA	2	2	-	2	-	-
CZECHOSLOVAKIA	3	2	1	2	-	-
HUNGARY	3	2	1	2	-	-
POLAND	5	3	3	3	-	-
ROMANIA	5	3	2	3	-	-
UNION OF SOVIET SOCIALIST REPUBLICS	11	7	4	7	-	-
YUGOSLAVIA	5	3	2	3	-	-
(7) UNDISTRIBUTED	2	-	2	-	-	-

NOTE. EXCLUDES SPECIAL EMPLOYMENT CATEGORIES FOR STUDENTS AND DISADVANTAGED YOUTH.

TABLE P309B

DEPARTMENT OF DEFENSE  
ARMY CIVILIAN PERSONNEL STRENGTHS BY REGIONAL AREA AND BY COUNTRY  
MILITARY FUNCTIONS

MARCH 31, 1982

REGIONAL AREA/COUNTRY	TOTAL DIRECT HIRE	TOTAL FOREIGN NATIONALS	U.S. CITIZENS DIRECT HIRE	FOREIGN NATIONALS		FOREIGN NATIONALS INDIRECT HIRE
				DIRECT HIRE	INDIRECT HIRE	
TOTAL WORLDWIDE	330,252	72,077	314,274	15,978	56,099	
U.S. TERRITORY AND SPECIAL LOCATIONS						
CONTINENTAL U.S.	292,022	-	292,022	-	-	-
ALASKA	284,208	-	284,208	-	-	-
HAWAII	2,364	-	2,364	-	-	-
AMERICAN SAMOA	4,429	-	4,429	-	-	-
GUAM	1	-	1	-	-	-
	7	-	7	-	-	-
JOHNSTON ATOLL	2	-	2	-	-	-
PUERTO RICO	892	-	892	-	-	-
TRUST TERRITORY OF THE PACIFIC ISLANDS	39	-	39	-	-	-
VIRGIN ISLANDS OF THE U.S.	80	-	80	-	-	-
TOTAL FOREIGN COUNTRIES	38,230	72,077	22,252	15,978	56,099	
(1) WESTERN & SOUTHERN EUROPE						
BELGIUM*	19,652	50,993	18,090	1,562	49,431	
DENMARK*	260	520	256	4	516	
FRANCE*	1	1	-	1	-	
GERMANY (FED. REPUBLIC & WEST BERLIN)*	10	5	5	5	-	
GREECE*	17,487	48,644	17,466	21	48,623	
	22	28	9	13	15	
ITALY*	1,160	926	234	926	-	
LUXEMBOURG*	9	-	9	-	-	
NETHERLANDS*	56	260	53	3	277	
NORWAY*	2	2	-	2	-	
PORTUGAL*	12	9	3	9	-	
SPAIN	16	7	9	7	-	
TURKEY*	33	25	8	25	-	
UNITED KINGDOM*	584	546	38	546	-	
*EUROPEAN NATO	(19,636)	(50,986)	(18,081)	(1,555)	(49,431)	
(2) EAST ASIA & PACIFIC						
JAPAN (INCLUDING OKINAWA)	12,752	17,430	1,990	10,762	6,668	
MALAYSIA	814	3,436	814	-	3,436	
REPUBLIC OF KOREA	1	-	1	-	-	
THAILAND	11,936	13,994	1,174	10,762	3,232	
	1	-	1	-	-	
(3) AFRICA, NEAR EAST & SOUTH ASIA						
EGYPT	1,255	235	1,020	235	-	
GHANA	19	9	10	9	-	
	1	-	1	-	-	

TABLE P309B

DEPARTMENT OF DEFENSE  
ARMY CIVILIAN PERSONNEL STRENGTHS BY REGIONAL AREA AND BY COUNTRY  
MILITARY FUNCTIONS

MARCH 31, 1982

REGIONAL AREA/COUNTRY	TOTAL DIRECT HIRE	TOTAL FOREIGN NATIONALS	U. S. CITIZENS		FOREIGN NATIONALS		FOREIGN NATIONALS	
			DIRECT HIRE	INDIRECT HIRE	DIRECT HIRE	INDIRECT HIRE	DIRECT HIRE	INDIRECT HIRE
ISRAEL	122	-	122	-	-	-	-	-
JORDAN	10	5	-	-	-	-	-	-
KENYA	4	2	-	-	-	-	-	-
LEBANON	2	2	-	-	-	-	-	-
LIBERIA	3	2	-	-	-	-	-	-
MOROCCO	4	3	-	-	-	-	-	-
NIGERIA	1	1	-	-	-	-	-	-
OMAN	12	1	11	-	-	-	-	-
SAUDI ARABIA	1,064	197	867	-	197	-	-	-
SOMALIA	1	1	-	-	-	-	-	-
SUDAN	1	1	-	-	-	-	-	-
TUNISIA	3	3	-	-	-	-	-	-
UNITED ARAB EMIRATES	1	1	-	-	-	-	-	-
YEMEN (SANA)	4	4	-	-	-	-	-	-
ZAIRE	3	3	-	-	-	-	-	-
(4) WESTERN HEMISPHERE	4,570	3,418	1,152	-	3,418	-	-	-
ARGENTINA	1	-	1	-	-	-	-	-
BRAZIL	3	-	3	-	-	-	-	-
CANADA	17	2	15	-	2	-	-	-
COLOMBIA	2	-	2	-	-	-	-	-
ECUADOR	1	-	1	-	-	-	-	-
EL SALVADOR	1	-	1	-	-	-	-	-
HONDURAS	2	-	2	-	-	-	-	-
PANAMA	4,541	3,416	1,125	-	3,416	-	-	-
VENEZUELA	2	-	2	-	-	-	-	-
(5) ANTARCTICA	-	-	-	-	-	-	-	-
(6) EASTERN EUROPE	1	1	-	-	-	-	-	-
YUGOSLAVIA	1	1	-	-	-	-	-	-
(7) UNDISTRIBUTED	-	-	-	-	-	-	-	-

NOTE. EXCLUDES SPECIAL EMPLOYMENT CATEGORIES FOR STUDENTS  
AND DISADVANTAGED YOUTH.

TABLE P309B

DEPARTMENT OF DEFENSE  
AIR FORCE CIVILIAN PERSONNEL STRENGTHS BY REGIONAL AREA AND BY COUNTRY  
MILITARY FUNCTIONS

MARCH 31, 1982

REGIONAL AREA/COUNTRY	TOTAL		TOTAL FOREIGN NATIONALS		U.S. CITIZENS		FOREIGN NATIONALS		FOREIGN NATIONALS	
	DIRECT HIRE	INDIRECT HIRE	FOREIGN NATIONALS	INDIRECT HIRE	DIRECT HIRE	INDIRECT HIRE	DIRECT HIRE	INDIRECT HIRE	DIRECT HIRE	INDIRECT HIRE
TOTAL WORLDWIDE	239,831		20,116		232,916		6,915		6,915	13,201
U.S. TERRITORY AND SPECIAL LOCATIONS										
CONTINENTAL U.S.	227,287		-		227,287		-		-	-
ALASKA	222,875		-		222,875		-		-	-
HAWAII	1,618		-		1,618		-		-	-
GUAM	2,144		-		2,144		-		-	-
PUERTO RICO	649		-		649		-		-	-
	1		-		1		-		-	-
TOTAL FOREIGN COUNTRIES	12,544		20,116		5,629		6,915		6,915	13,201
(1) WESTERN & SOUTHERN EUROPE										
BELGIUM*	6,280		10,658		4,201		2,079		2,079	8,579
DENMARK*	20		2		20		-		-	2
FRANCE*	7		5		2		5		5	-
GERMANY (FED. REPUBLIC & WEST BERLIN)*	4		-		4		-		-	-
GREECE*	2,218		6,064		2,217		1		1	6,063
	97		437		97		-		-	437
GREENLAND*	3		-		3		-		-	-
ICELAND*	82		59		23		59		59	-
ITALY*	743		606		137		606		606	-
NETHERLANDS*	59		72		59		-		-	72
NORWAY*	35		32		3		32		32	-
PORTUGAL*	1,045		962		83		962		962	-
SPAIN	411		835		411		-		-	835
TURKEY*	437		296		141		296		296	-
UNITED KINGDOM*	1,119		1,288		1,001		118		118	1,170
*EUROPEAN NATO	(5,869)		(9,823)		(3,790)		(2,079)		(2,079)	(7,744)
(2) EAST ASIA & PACIFIC										
AUSTRALIA	5,510		8,950		1,182		4,328		4,328	4,622
HONG KONG	2		-		2		-		-	-
JAPAN (INCLUDING OKINAWA)	2		-		2		-		-	-
PHILIPPINES	676		4,627		671		5		5	4,622
REPUBLIC OF KOREA	3,047		2,656		391		2,656		2,656	-
THAILAND	1,782		1,667		115		1,667		1,667	-
	1		-		1		-		-	-
(3) AFRICA, NEAR EAST & SOUTH ASIA										
EGYPT	65		-		65		-		-	-
ISRAEL	12		-		12		-		-	-
MOROCCO	4		-		4		-		-	-
SAUDI ARABIA	1		-		1		-		-	-
	42		-		42		-		-	-

TABLE P309B

DEPARTMENT OF DEFENSE  
 AIR FORCE CIVILIAN PERSONNEL STRENGTHS BY REGIONAL AREA AND BY COUNTRY  
 MILITARY FUNCTIONS

MARCH 31, 1982

REGIONAL AREA/COUNTRY	TOTAL DIRECT HIRE	TOTAL FOREIGN NATIONALS	U.S. CITIZENS DIRECT HIRE	FOREIGN NATIONALS		FOREIGN NATIONALS	
				DIRECT HIRE	INDIRECT HIRE	DIRECT HIRE	INDIRECT HIRE
SUDAN	1	-	-	1	-	-	-
YEMEN (SANA)	4	-	-	4	-	-	-
ZAIRE	1	-	-	1	-	-	-
(4) WESTERN HEMISPHERE	687	508	179	179	508	-	-
CANADA	4	-	4	4	-	-	-
PANAMA	683	508	175	175	508	-	-
(5) ANTARCTICA	-	-	-	-	-	-	-
(6) EASTERN EUROPE	-	-	-	-	-	-	-
(7) UNDISTRIBUTED	2	-	2	2	-	-	-

NOTE. EXCLUDES SPECIAL EMPLOYMENT CATEGORIES FOR STUDENTS AND DISADVANTAGED YOUTH.

TABLE P309B

DEPARTMENT OF DEFENSE  
NAVY CIVILIAN PERSONNEL STRENGTHS BY REGIONAL AREA AND BY COUNTRY  
MILITARY FUNCTIONS

MARCH 31, 1982

REGIONAL AREA/COUNTRY	TOTAL DIRECT HIRE	TOTAL FOREIGN NATIONALS	U.S. CITIZENS		FOREIGN NATIONALS		FOREIGN NATIONALS INDIRECT HIRE
			DIRECT HIRE	INDIRECT HIRE	DIRECT HIRE	INDIRECT HIRE	
TOTAL WORLDWIDE	324,225	25,029	309,863		14,362	10,667	
U.S. TERRITORY AND SPECIAL LOCATIONS							
CONTINENTAL U.S.	307,120	154	306,970		150	4	
ALASKA	289,735	66	289,669		66	-	
HAWAII	152	-	152		-	-	
GUAM	12,830	-	12,830		-	-	
PUERTO RICO	3,406	76	3,334		72	4	
	976	-	976		-	-	
TRUST TERRITORY OF THE PACIFIC ISLANDS	20	12	8		12	-	
VIRGIN ISLANDS OF THE U.S.	1	-	1		-	-	
TOTAL FOREIGN COUNTRIES	17,105	24,875	2,893		14,212	10,663	
(1) WESTERN & SOUTHERN EUROPE							
GERMANY (FED REPUBLIC & WEST BERLIN)*	2,757	3,246	870		1,897	1,349	
GREECE*	9	30	9		-	30	
ICELAND*	19	118	16		3	115	
IRELAND*	869	777	92		777	-	
ITALY*	1,260	842	419		841	1	
PORTUGAL*	52	45	7		45	-	
SPAIN	181	1,137	181		-	1,137	
UNITED KINGDOM*	377	297	146		231	66	
*EUROPEAN NATO	(2,586)	(2,109)	(609)		(1,897)	(212)	
(2) EAST ASIA & PACIFIC							
AUSTRALIA	12,261	20,269	1,306		10,955	9,314	
HONG KONG	216	201	15		201	-	
INDONESIA	6	6	-		6	-	
JAPAN (INCLUDING OKINAWA)	23	15	4		19	-	
NEW ZEALAND	773	9,311	770		3	9,308	
	10	10	-		10	-	
PAPUA NEW GUINEA	2	2	-		2	-	
PHILIPPINES	11,004	10,549	461		10,543	6	
REPUBLIC OF KOREA	178	136	42		136	-	
SINGAPORE	29	20	9		20	-	
THAILAND	20	15	5		15	-	
(3) AFRICA, NEAR EAST & SOUTH ASIA							
BAHRAIN	274	235	39		235	-	
BRITISH INDIAN OCEAN TERRITORY	36	30	6		30	-	
(INCLUDES DIEGO GARCIA)	8	-	8		-	-	
EGYPT	194	193	1		193	-	

TABLE P309B

DEPARTMENT OF DEFENSE  
NAVY CIVILIAN PERSONNEL STRENGTHS BY REGIONAL AREA AND BY COUNTRY  
MILITARY FUNCTIONS

MARCH 31, 1982

REGIONAL AREA/COUNTRY	TOTAL DIRECT HIRE	TOTAL FOREIGN NATIONALS	U.S. CITIZENS		FOREIGN NATIONALS		FOREIGN NATIONALS INDIRECT HIRE
			DIRECT HIRE	INDIRECT HIRE	DIRECT HIRE	INDIRECT HIRE	
INDIA	6	5	1	1	5	-	-
ISRAEL	1	-	-	-	-	-	-
KUWAIT	2	-	2	-	-	-	-
PAKISTAN	8	7	1	-	7	-	-
SAUDI ARABIA	19	-	19	-	-	-	-
(4) WESTERN HEMISPHERE	1,803	1,125	678	9	1,125	-	-
BAHAMAS, THE	9	-	-	-	-	-	-
BERMUDA	409	135	274	3	135	-	-
CANADA	121	118	271	-	118	-	-
CUBA (GUANTANAMO)	871	600	-	-	600	-	-
NICARAGUA	1	1	-	-	1	-	-
PANAMA	392	271	121	-	271	-	-
(5) ANTARCTICA	-	-	-	-	-	-	-
(6) EASTERN EUROPE	-	-	-	-	-	-	-
(7) UNDISTRIBUTED	-	-	-	-	-	-	-

NOTE. EXCLUDES SPECIAL EMPLOYMENT CATEGORIES FOR STUDENTS AND DISADVANTAGED YOUTH.

TABLE P309B

DEPARTMENT OF DEFENSE  
OSD-JCS AND OTHER DEFENSE ACTIVITIES  
CIVILIAN PERSONNEL STRENGTHS BY REGIONAL AREA AND BY COUNTRY  
MILITARY FUNCTIONS

MARCH 31, 1982

REGIONAL AREA/COUNTRY	TOTAL		TOTAL FOREIGN NATIONALS		U.S. CITIZENS		FOREIGN NATIONALS		FOREIGN NATIONALS	
	DIRECT HIRE	INDIRECT HIRE	DIRECT HIRE	INDIRECT HIRE	DIRECT HIRE	INDIRECT HIRE	DIRECT HIRE	INDIRECT HIRE	DIRECT HIRE	INDIRECT HIRE
TOTAL WORLDWIDE	60,295	2,519	2,519	79,654	641	1,878				
U.S. TERRITORY AND SPECIAL LOCATIONS										
CONTINENTAL U.S.	69,637	3	3	69,634	3	-				
ALASKA	69,346	3	3	69,343	3	-				
HAWAII	43	-	-	43	-	-				
GUAM	210	-	-	210	-	-				
PUERTO RICO	18	-	-	18	-	-				
TRUST TERRITORY OF THE PACIFIC ISLANDS	18	-	-	18	-	-				
	2	-	-	2	-	-				
TOTAL FOREIGN COUNTRIES	10,658	2,516	2,516	10,020	638	1,878				
(1) WESTERN & SOUTHERN EUROPE	7,547	1,817	1,817	7,349	198	1,619				
AUSTRIA	2	-	-	2	-	-				
BELGIUM*	147	24	24	143	4	20				
CYPRUS	2	1	1	1	1	-				
DENMARK*	6	7	7	1	7	-				
FINLAND	3	3	3	-	3	-				
FRANCE*	14	8	8	6	8	-				
GERMANY (FED. REPUBLIC & WEST BERLIN)	5,518	1,370	1,370	5,512	5	1,364				
GREECE*	55	25	25	50	5	20				
ICELAND*	57	2	2	55	2	-				
IRELAND	1	1	1	-	1	-				
ITALY*	532	98	98	434	98	-				
LUXEMBOURG*	1	-	-	1	-	-				
MALTA	1	1	1	-	1	-				
NETHERLANDS*	99	24	24	97	2	22				
NORWAY*	27	7	7	20	7	-				
PORTUGAL*	72	8	8	64	8	-				
SPAIN	299	91	91	296	3	88				
SWEDEN	3	2	2	1	2	-				
SWITZERLAND	3	2	2	1	2	-				
TURKEY*	123	30	30	93	30	-				
UNITED KINGDOM*	580	113	113	572	8	105				
*EUROPEAN NATO	(7,233)	(1,716)	(1,716)	(7,048)	(185)	(1,531)				
(2) EAST ASIA & PACIFIC	2,037	466	466	1,830	207	259				
AUSTRALIA	3	2	2	1	2	-				
BURMA	1	1	1	-	1	-				
CHINA	2	-	-	2	-	-				

TABLE P309B

DEPARTMENT OF DEFENSE  
OSD-JCS AND OTHER DEFENSE ACTIVITIES  
CIVILIAN PERSONNEL STRENGTHS BY REGIONAL AREA AND BY COUNTRY  
MILITARY FUNCTIONS

MARCH 31, 1982

REGIONAL AREA/COUNTRY	TOTAL DIRECT HIRE	TOTAL FOREIGN NATIONALS	U.S. CITIZENS		FOREIGN NATIONALS		FOREIGN NATIONALS INDIRECT HIRE
			DIRECT HIRE	INDIRECT HIRE	DIRECT HIRE	INDIRECT HIRE	
HONG KONG	10	9	1	-	9	-	-
INDONESIA	6	5	1	-	5	-	-
JAPAN (INCLUDING OKINAWA)	1,222	265	1,215	-	7	-	258
MALAYSIA	2	1	1	-	1	-	-
NEW ZEALAND	1	1	-	-	1	-	-
PHILIPPINES	530	103	428	-	102	-	1
REPUBLIC OF KOREA	246	68	178	-	68	-	-
SINGAPORE	5	4	1	-	4	-	-
THAILAND	9	7	2	-	7	-	-
(3) AFRICA, NEAR EAST & SOUTH ASIA	132	64	68	-	64	-	-
AFGHANISTAN	1	1	-	-	1	-	-
ALGERIA	3	2	1	-	2	-	-
BAHRAIN	40	14	26	-	14	-	-
BANGLADESH	1	1	-	-	1	-	-
BRITISH INDIAN OCEAN TERRITORY (INCLUDES DIEGO GARCIA)	1	-	1	-	-	-	-
CAMEROON	1	1	-	-	1	-	-
EGYPT	6	3	3	-	3	-	-
GHANA	1	1	-	-	1	-	-
INDIA	6	5	1	-	5	-	-
ISRAEL	14	4	10	-	4	-	-
IVORY COAST	2	2	-	-	2	-	-
JORDAN	3	2	1	-	2	-	-
LEBANON	2	2	-	-	2	-	-
LIBERIA	2	1	1	-	1	-	-
MADAGASCAR	1	1	-	-	1	-	-
MALAWI	1	1	-	-	1	-	-
MOROCCO	3	3	-	-	3	-	-
NEPAL	2	2	-	-	2	-	-
NIGERIA	3	2	1	-	2	-	-
OMAN	1	1	-	-	1	-	-
PAKISTAN	3	3	-	-	3	-	-
SAUDI ARABIA	24	4	20	-	4	-	-
SENEGAL	2	1	1	-	1	-	-
SOUTH AFRICA	2	1	1	-	1	-	-
SRI LANKA	1	1	-	-	1	-	-

TABLE P309B

DEPARTMENT OF DEFENSE  
OSD-JCS AND OTHER DEFENSE ACTIVITIES  
CIVILIAN PERSONNEL STRENGTHS BY REGIONAL AREA AND BY COUNTRY  
MILITARY FUNCTIONS

MARCH 31, 1982

REGIONAL AREA/COUNTRY	TOTAL DIRECT HIRS	TOTAL FOREIGN NATIONALS		U.S. CITIZENS		FOREIGN NATIONALS		FOREIGN NATIONALS	
		U.S. NATIONALS	U.S. CITIZENS	DIRECT HIRE	INDIRECT HIRE	DIRECT HIRE	INDIRECT HIRE		
SUDAN	1								
SYRIA	2								
TUNISIA	1								
YEMEN (SANA)	1								
ZAIRE	1								
(4) WESTERN HEMISPHERE	908	148	760	148		148			
ANTIGUA	5	2	3						
ARGENTINA	6	4	2						
BERMUDA	43	1	44						
BOLIVIA	5	4	1						
BRAZIL	11	6	5						
CANADA	54	33	21						
CHILE	7	4	3						
COLOMBIA	6	5	3						
COSTA RICA	1		1						
CUBA (GUANTANAMO)	70	2	68						
DOMINICAN REPUBLIC	3	2	1						
ECUADOR	5	2	3						
EL SALVADOR	2	2							
GUATEMALA	3	2	1						
HAITI	1	1							
HONDURAS	2	1	1						
MEXICO	5	4	1						
NETHERLANDS ANTILLES	2		2						
NICARAGUA	2		2						
PANAMA	647	58	589						
PARAGUAY	4	3	1						
PERU	8	5	3						
SURINAME	1		1						
URUGUAY	3	2	1						
VENEZUELA	6	5	3						
(5) ANTARCTICA									
(6) EASTERN EUROPE	34	21	13						
BULGARIA	1	2							
CZECHOSLOVAKIA	3	2	1						
HUNGARY	3	3	1						

TABLE P309B

DEPARTMENT OF DEFENSE  
 OSD- JCS AND OTHER DEFENSE ACTIVITIES  
 CIVILIAN PERSONNEL STRENGTHS BY REGIONAL AREA AND BY COUNTRY  
 MILITARY FUNCTIONS

MARCH 31, 1982

REGIONAL AREA/COUNTRY	TOTAL DIRECT HIRE	TOTAL FOREIGN NATIONALS		U.S. CITIZENS		FOREIGN NATIONALS		FOREIGN NATIONALS	
		FOREIGN NATIONALS	NATIONALS	DIRECT HIRE	INDIRECT HIRE	DIRECT HIRE	INDIRECT HIRE	DIRECT HIRE	INDIRECT HIRE
POLAND	6	3	3	3	-	3	-	3	-
ROMANIA	5	3	2	2	-	3	-	3	-
UNION OF SOVIET SOCIALIST REPUBLICS	11	7	4	4	-	7	-	7	-
YUGOSLAVIA	4	2	2	2	-	2	-	2	-
(7) UNDISTRIBUTED	-	-	-	-	-	-	-	-	-

(7) UNDISTRIBUTED

NOTE. EXCLUDES SPECIAL EMPLOYMENT CATEGORIES FOR STUDENTS  
 AND DISADVANTAGED YOUTH.

SECTION C

DEPARTMENT OF DEFENSE

DEPENDENTS OF  
MILITARY AND CIVILIAN PERSONNEL

TABLE P14

DEPARTMENT OF DEFENSE  
SUMMARY OF DEPENDENTS OF MILITARY & CIVILIAN PERSONNEL

MARCH 31, 1982

A. TYPE OF DEPENDENTS OF ACTIVE DUTY MILITARY PERSONNEL

DEPENDENT RELATIONSHIP	TOTAL DEPARTMENT OF DEFENSE				AIR FORCE
	ARMY	NAVY	MARINE CORPS		
TOTAL DEPENDENTS	2,616,870	1,051,753	564,359	166,421	834,337
SPOUSES	1,028,026	361,749	242,560	69,590	354,127
CHILDREN	1,512,222	620,241	318,787	96,308	476,886
PARENTS	31,899	25,175	2,877	523	3,324
ALL OTHER	44,723	44,588	135	-	-

B. LOCATION OF DEPENDENTS OF ACTIVE DUTY MILITARY PERSONNEL

LOCATION	TOTAL DEPARTMENT OF DEFENSE				AIR FORCE
	ARMY	NAVY	MARINE CORPS		
WORLDWIDE	2,616,870	1,051,753	564,359	166,421	834,337
CONTINENTAL U.S.	2,184,237	844,252	505,574	147,265	687,146
ALASKA	19,733	5,759	1,406	113	12,455
HAWAII	53,967	16,610	18,149	10,234	8,974
U.S. TERRITORIES	14,398	823	7,663	613	5,299
FOREIGN COUNTRIES	344,535	184,309	31,567	8,196	120,463

TABLE P14 (concluded)

DEPARTMENT OF DEFENSE  
SUMMARY OF DEPENDENTS OF MILITARY & CIVILIAN PERSONNEL - MARCH 31, 1982

C. DEPENDENTS OF U.S. CITIZENS CIVILIAN EMPLOYEES A/

LOCATION	TOTAL DEPARTMENT OF DEFENSE	ARMY	NAVY	AIR FORCE	OSD-JCS & OTHER DEFENSE ACTIVITIES
ALL LOCATIONS BELOW	22,897	12,802	3,462	5,796	837
ALASKA	1,251	700	230	299	22
HAWAII	753	187	334	173	59
U.S. TERRITORIES	274	97	-	153	24
FOREIGN COUNTRIES	20,619	11,818	2,898	5,171	732

A/ FOR ALASKA, HAWAII, AND U.S. TERRITORIES, EXCLUDED ARE DEPENDENTS OF CITIZENS WHO ARE EMPLOYED IN THE STATE OR TERRITORY OF THEIR PERMANENT RESIDENCE.

TABLE P309C

DEPARTMENT OF DEFENSE  
DEPENDENT STRENGTHS BY REGIONAL AREA AND BY COUNTRY

MARCH 31, 1982

REGIONAL AREA/COUNTRY	TOTAL DEPENDENTS OF MILITARY AND CIVILIAN EMPLOYEES						OSD AND DEFENSE AGENCIES
	TOTAL	ARMY	AIR FORCE	NAVY	MARINE CORPS		
TOTAL WORLDWIDE	2,639,767	1,064,555	840,133	567,821	166,421		837
U.S. TERRITORY AND SPECIAL LOCATIONS	2,274,613	868,428	714,499	533,356	158,225		105
CONTINENTAL U.S.	2,184,237	844,252	587,146	505,574	147,265		-
ALASKA	20,984	6,459	12,754	1,636	113		22
HAWAII	54,720	16,797	9,147	18,483	10,234		59
AMERICAN SAMOA	13	5	-	1	7		-
GUAM	11,546	73	5,352	5,760	358		3
PUERTO RICO	3,075	836	91	1,889	245		14
TRUST TERRITORY OF THE PACIFIC ISLANDS	23	2	9	4	1		7
VIRGIN ISLANDS OF THE U.S.	15	4	-	9	2		-
TOTAL FOREIGN COUNTRIES	365,154	196,127	125,634	24,465	8,196		732
(1) WESTERN & SOUTHERN EUROPE	278,205	174,720	90,572	11,341	1,183		389
AUSTRIA	37	8	3	3	3		20
BELGIUM*	3,652	2,208	1,151	177	35		81
CYPRUS	8	4	-	-	4		-
DENMARK*	55	7	16	15	17		-
FINLAND	41	11	6	10	2		12
FRANCE*	120	59	30	18	11		2
GERMANY (FED. REPUBLIC & WEST BERLIN)*	209,177	165,601	42,794	395	151		236
GREECE*	3,166	480	2,407	263	12		4
ICELAND*	2,117	-	564	1,488	65		-
IRELAND	13	10	-	-	3		-
ITALY*	14,477	4,496	4,787	5,001	176		17
LUXEMBOURG*	12	-	-	-	9		3
NETHERLANDS*	3,170	870	2,242	35	22		1
NORWAY*	344	55	212	51	26		-
PORTUGAL*	1,732	17	1,353	359	3		-
SPAIN	10,173	49	6,875	3,033	215		1
SWEDEN	31	3	15	1	12		-
SWITZERLAND	19	8	3	2	6		-
TURKEY*	2,546	499	1,986	45	16		-
UNITED KINGDOM*	27,315	335	26,128	445	395		12

\*NATO COUNTRIES

TABLE P309C

DEPARTMENT OF DEFENSE  
DEPENDENT STRENGTHS BY REGIONAL AREA AND BY COUNTRY

MARCH 31, 1962

REGIONAL AREA/COUNTRY	TOTAL DEPENDENTS OF MILITARY AND CIVILIAN EMPLOYEES						OSD AND DEFENSE AGENCIES
	TOTAL	ARMY	AIR FORCE	NAVY	MARINE CORPS		
(2) EAST ASIA & PACIFIC	68,383	12,523	30,808	18,877	6,035	140	
AUSTRALIA	730	5	351	355	19	-	
BURMA	9	4	4	-	1	-	
CHINA	20	8	1	6	5	-	
FIJI	4	-	-	4	-	-	
HONG KONG	66	18	16	16	16	-	
INDONESIA	60	6	12	24	16	2	
JAPAN (INCLUDING OKINAWA)	34,911	3,765	16,785	9,221	5,060	80	
MALAYSIA	32	23	6	3	-	-	
NEW ZEALAND	105	6	23	70	6	-	
PHILIPPINES	21,418	71	11,660	8,872	802	13	
REPUBLIC OF KOREA	10,826	8,579	1,878	244	84	41	
SINGAPORE	57	5	6	35	8	3	
THAILAND	145	33	66	27	18	1	
(3) AFRICA, NEAR EAST & SOUTH ASIA	1,281	440	419	184	190	48	
ALGERIA	4	4	-	-	-	-	
BAHRAIN	38	-	-	38	-	-	
BANGLADESH	6	2	-	-	4	-	
CAMEROON	6	5	-	-	1	-	
CONGO	1	-	-	-	1	-	
EGYPT	119	26	34	51	8	-	
ETHIOPIA	5	-	-	1	4	-	
GABON	2	-	-	-	2	-	
GHANA	8	3	-	-	5	-	
INDIA	39	6	10	11	12	-	
ISRAEL	57	10	37	7	3	-	
IVORY COAST	13	7	-	-	6	-	
JORDAN	20	6	13	-	1	-	
KENYA	25	-	9	3	13	-	
KUWAIT	10	-	3	2	5	-	
LEBANON	2	-	-	-	2	-	
LIBERIA	2	15	3	4	5	-	
MADAGASCAR	4	-	-	-	4	-	
MALAWI	4	4	-	-	4	-	
MALI	3	-	-	-	3	-	

TABLE P309C

DEPARTMENT OF DEFENSE  
DEPENDENT STRENGTHS BY REGIONAL AREA AND BY COUNTRY

MARCH 31, 1982

## TOTAL DEPENDENTS OF MILITARY AND CIVILIAN EMPLOYEES

REGIONAL AREA/COUNTRY	TOTAL	ARMY	AIR FORCE	NAVY	MARINE CORPS	OSD AND DEFENSE AGENCIES
MAURITIUS	9	-	-	-	9	-
MOROCCO	47	4	14	14	15	-
NEPAL	2	1	-	-	1	-
NIGER	1	-	-	-	1	-
NIGERIA	27	9	9	1	4	4
OMAN	6	-	1	-	5	-
PAKISTAN	14	3	4	4	3	-
REPUBLIC OF CAPE VERDE	1	-	-	-	1	-
ST. HELENA (INCLUDES ASCENSION ISLAND)	3	-	3	-	-	-
SAUDI ARABIA	597	269	243	33	8	44
SENEGAL	8	-	-	-	8	-
SOMALIA	9	6	3	-	-	-
SOUTH AFRICA	25	4	4	9	8	-
SRI LANKA	6	-	-	4	2	-
SUDAN	7	7	-	-	-	-
SYRIA	15	3	-	-	12	-
TANZANIA, UNITED REPUBLIC OF	10	-	-	-	10	-
TUNISIA	36	19	3	2	12	-
UPPER VOLTA	4	-	-	-	4	-
YEMEN (SANA)	20	11	8	-	1	-
ZAIRE	37	16	18	-	3	-
ZAMBIA	4	-	-	-	4	-
(4) WESTERN HEMISPHERE	16,733	8,345	3,461	4,037	756	134
ANTIGUA	97	-	3	94	-	-
ARGENTINA	49	26	4	12	7	-
BAHAMAS, THE	46	-	-	40	6	-
BARBADOS	10	3	-	1	6	-
BERMUDA	690	-	-	830	60	-
BOLIVIA	7	4	1	-	2	-
BRAZIL	43	14	16	4	8	1
BRITISH VIRGIN ISLANDS	1	-	-	-	-	-
CANADA	922	7	384	474	39	18
CHILE	27	6	1	10	6	4
COLOMBIA	52	14	16	10	10	2
COSTA RICA	9	7	-	-	-	2
CUBA (GUANTANAMO)	2,127	-	-	1,914	211	2

TABLE P309C  
DEPARTMENT OF DEFENSE  
DEPENDENT STRENGTHS BY REGIONAL AREA AND BY COUNTRY

MARCH 31, 1982

REGIONAL AREA/COUNTRY	TOTAL DEPENDENTS OF MILITARY AND CIVILIAN EMPLOYEES						OSD AND DEFENSE AGENCIES
	TOTAL	ARMY	AIR FORCE	NAVY	MARINE CORPS		
DOMINICAN REPUBLIC	43	12	7	15	9	-	-
ECUADOR	46	12	16	4	5	9	9
EL SALVADOR	4	-	-	1	3	-	-
GUATEMALA	24	12	3	2	4	3	3
GUYANA	3	-	-	3	-	-	-
HAITI	14	1	1	5	7	-	-
HONDURAS	36	10	13	4	8	1	1
JAMAICA	29	3	-	9	17	-	-
MEXICO	86	9	12	29	36	-	-
NETHERLANDS ANTILLES	1	-	-	1	-	-	-
NICARAGUA	4	-	4	-	-	-	-
PANAMA	11,721	8,158	2,932	555	-	76	76
PARAGUAY	311	8	3	3	290	7	7
PERU	45	11	15	9	6	4	4
ST. LUCIA	1	-	-	-	1	-	-
SURINAME	3	3	-	-	-	-	-
TRINIDAD AND TOBAGO	1	-	-	-	1	-	-
URUGUAY	21	12	5	1	3	-	-
VENEZUELA	60	13	25	7	10	5	5
(5) ANTARCTICA	-	-	-	-	-	-	-
(6) EASTERN EUROPE	219	99	41	26	32	21	21
BULGARIA	5	2	3	-	-	-	-
CZECHOSLOVAKIA	16	-	12	-	3	1	1
GERMAN DEMOCRATIC REPUBLIC	71	58	-	-	13	-	-
HUNGARY	13	5	3	4	1	-	-
POLAND	20	6	2	2	7	3	3
ROMANIA	16	6	3	3	4	-	-
UNION OF SOVIET SOCIALIST REPUBLICS	60	17	10	15	4	14	14
YUGOSLAVIA	18	5	8	2	-	3	3
(7) UNDISTRIBUTED	333	-	333	-	-	-	-

NOTE DEPENDENTS OF CIVILIAN EMPLOYEES EXCLUDES DEPENDENTS OF U.S. CITIZEN CIVILIANS IN ALASKA, HAWAII, AND U.S. TERRITORIES WHO ARE PERMANENT RESIDENTS AND EMPLOYED IN THE STATE OR TERRITORY OF THEIR RESIDENCE.

TABLE P309C

DEPARTMENT OF DEFENSE  
DEPENDENT STRENGTHS BY REGIONAL AREA AND BY COUNTRY

MARCH 31, 1982

## DEPENDENTS OF ACTIVE DUTY MILITARY

REGIONAL AREA/COUNTRY	TOTAL	ARMY	AIR FORCE	NAVY	MARINE CORPS
TOTAL WORLDWIDE	2,616,870	1,051,753	834,337	564,359	166,421
U. S. TERRITORY AND SPECIAL LOCATIONS					
CONTINENTAL U. S.	2,272,335	867,444	713,874	532,792	158,225
ALASKA	2,184,237	844,252	687,146	505,574	147,265
HAWAII	19,733	5,759	12,455	1,406	113
AMERICAN SAMOA	53,967	16,610	8,974	18,149	10,234
GUAM	11	3	-	1	7
	11,376	59	5,199	5,760	358
PUERTO RICO	2,980	755	91	1,889	245
TRUST TERRITORY OF THE PACIFIC ISLANDS	16	2	9	4	1
VIRGIN ISLANDS OF THE U. S.	15	4	-	9	2
TOTAL FOREIGN COUNTRIES	344,535	184,309	120,463	31,567	8,196
COMMAND SPONSORED	-	-	-	-	-
NON-COMMAND SPONSORED	-	-	-	-	-
(1) WESTERN & SOUTHERN EUROPE	263,698	164,859	86,943	10,713	1,183
AUSTRIA	17	8	3	3	3
BELGIUM*	3,225	1,898	1,115	177	35
CYPRUS	8	4	-	-	4
DENMARK*	55	7	16	15	17
FINLAND	29	11	6	10	2
FRANCE*	105	49	27	18	11
GERMANY (FED. REPUBLIC & WEST BERLIN)*	199,021	156,958	41,32	380	151
GREECE*	3,023	462	2,294	255	12
ICELAND*	2,044	-	564	1,415	65
IRELAND	13	10	-	-	3
ITALY*	13,360	3,691	4,656	4,837	176
LUXEMBOURG*	9	-	-	-	8
NETHERLANDS*	3,153	863	2,233	35	22
NORWAY*	343	55	211	51	26
PORTUGAL*	1,638	17	1,259	359	3
SPAIN	9,261	49	6,247	2,750	215
SWEDEN	31	3	15	1	12
SWITZERLAND	19	8	3	2	6
TURKEY*	2,435	483	1,891	45	16
UNITED KINGDOM*	25,909	283	24,871	360	395

\*NATO COUNTRIES

TABLE P309C

DEPARTMENT OF DEFENSE  
DEPENDENT STRENGTHS BY REGIONAL AREA AND BY COUNTRY

MARCH 31, 1982

## DEPENDENTS OF ACTIVE DUTY MILITARY

REGIONAL AREA/COUNTRY	TOTAL	ARMY	AIR FORCE	NAVY	MARINE CORPS
(2) EAST ASIA & PACIFIC					
AUSTRALIA	64,017	11,146	29,575	17,261	6,035
BURMA	717	5	351	342	19
CHINA	9	4	4	-	1
FIJI	20	8	1	6	5
HONG KONG	4	-	-	4	-
	66	18	16	16	16
INDONESIA	57	6	12	23	16
JAPAN (INCLUDING OKINAWA)	32,308	2,984	15,868	8,396	5,060
MALAYSIA	29	20	6	3	-
NEW ZEALAND	105	6	23	70	6
PHILIPPINES	20,516	71	11,498	8,145	802
REPUBLIC OF KOREA	9,995	7,988	1,724	199	84
SINGAPORE	51	5	6	32	8
THAILAND	140	31	66	25	18
(3) AFRICA, NEAR EAST & SOUTH ASIA					
ALGERIA	1,126	418	339	179	190
BAHRAIN	4	4	-	-	-
BANGLADESH	38	-	-	38	-
CAMEROON	6	2	-	-	4
CONGO	6	5	-	-	1
	1	-	-	-	1
EGYPT	90	4	30	48	8
ETHIOPIA	5	-	-	1	4
GABON	2	-	-	-	2
GHANA	8	3	-	-	5
INDIA	39	6	10	11	12
ISRAEL	54	10	34	7	3
IVORY COAST	13	7	-	-	6
JORDAN	20	6	13	-	1
KENYA	25	-	9	3	13
KUWAIT	8	-	3	-	5
LEBANON	2	-	-	-	2
LIBERIA	27	15	3	4	5
MADAGASCAR	4	-	-	-	4
MALAWI	4	4	-	-	-
MALI	3	-	-	-	3

TABLE P309C

DEPARTMENT OF DEFENSE  
DEPENDENT STRENGTHS BY REGIONAL AREA AND BY COUNTRY

MARCH 31, 1982

## DEPENDENTS OF ACTIVE DUTY MILITARY

REGIONAL AREA/COUNTRY	TOTAL	ARMY	AIR FORCE	NAVY	MARINE CORPS
MAURITIUS	9	-	-	-	9
MOROCCO	47	4	14	14	15
NEPAL	2	1	-	-	1
NIGER	1	-	-	-	1
NIGERIA	23	9	9	1	4
OMAN	6	-	1	-	5
PAKISTAN	14	3	4	4	3
REPUBLIC OF CAPE VERDE	1	-	-	-	1
ST. HELENA (INCLUDES ASCENSION ISLAND)	3	-	3	-	-
SAUDI ARABIA	489	269	179	33	8
SENEGAL	6	-	-	-	8
SOMALIA	9	6	3	-	-
SOUTH AFRICA	25	4	4	9	8
SRI LANKA	6	-	-	4	2
SUDAN	7	7	-	-	-
SYRIA	15	3	-	-	12
TANZANIA, UNITED REPUBLIC OF	10	-	-	-	10
TUNISIA	36	19	3	2	12
UPPER VOLTA	4	-	-	-	4
YEMEN (SANA)	16	11	4	-	1
ZAIRE	32	16	13	-	3
ZAMBIA	4	-	-	-	4
(4) WESTERN HEMISPHERE	15,163	7,787	3,232	3,388	756
ANTIGUA	97	-	3	94	-
ARGENTINA	47	24	4	12	7
BAHAMAS, THE	36	-	-	30	6
BARBADOS	10	3	-	1	6
BERMUDA	610	-	-	550	60
BOLIVIA	7	4	1	-	2
BRAZIL	42	14	16	4	8
BRITISH VIRGIN ISLANDS	1	-	-	-	1
CANADA	904	7	384	474	39
CHILE	23	6	1	10	6
COLOMBIA	46	10	16	10	10
COSTA RICA	7	7	-	-	-
CUBA (GUANTANAMO)	1,916	-	-	1,705	211

TABLE P309C

DEPARTMENT OF DEFENSE  
DEPENDENT STRENGTHS BY REGIONAL AREA AND BY COUNTRY

MARCH 31, 1982

## DEPENDENTS OF ACTIVE DUTY MILITARY

REGIONAL AREA/COUNTRY	TOTAL	ARMY	AIR FORCE	NAVY	MARINE CORPS
DOMINICAN REPUBLIC	43	12	7	15	9
ECUADOR	37	12	16	4	5
EL SALVADOR	4	-	-	1	3
GUATEMALA	21	12	3	2	4
GUYANA	3	-	-	3	-
HAITI	14	1	1	5	7
HONDURAS	31	6	13	4	8
JAMAICA	29	3	-	9	17
MEXICO	82	9	8	29	36
NETHERLANDS ANTILLES	1	-	-	1	-
NICARAGUA	4	-	4	-	-
PANAMA	10,722	7,610	2,707	405	-
PARAGUAY	304	8	3	3	290
PERU	41	11	15	9	6
ST. LUCIA	1	-	-	-	1
SURINAME	3	3	-	-	-
TRINIDAD AND TOBAGO	1	-	-	-	1
URUGUAY	21	12	5	1	3
VENEZUELA	55	13	25	7	10
(5) ANTARCTICA	-	-	-	-	-
(6) EASTERN EUROPE	198	99	41	26	32
BULGARIA	5	2	3	-	-
CZECHOSLOVAKIA	15	-	12	-	3
GERMAN DEMOCRATIC REPUBLIC	71	58	-	-	13
HUNGARY	13	5	3	4	1
POLAND	17	6	2	2	7
ROMANIA	16	6	3	3	4
UNION OF SOVIET SOCIALIST REPUBLICS	46	17	10	15	4
YUGOSLAVIA	15	5	8	2	-
(7) UNDISTRIBUTED	333	-	333	-	-

TABLE P309C

DEPARTMENT OF DEFENSE  
DEPENDENT STRENGTHS BY REGIONAL AREA AND BY COUNTRY

MARCH 31, 1982

REGIONAL AREA/COUNTRY	DEPENDENTS OF U.S. CITIZEN CIVILIAN EMPLOYEES					CSD AND DEFENSE AGENCIES
	TOTAL	ARMY	AIR FORCE	NAVY		
TOTAL WORLDWIDE	22,897	12,802	5,796	3,462	837	
U.S. TERRITORY AND SPECIAL LOCATIONS						
ALASKA	2,278	984	625	564	105	
HAWAII	1,251	700	299	230	22	
AMERICAN SAMOA	1,753	187	173	334	59	
GUAM	2	2	-	-	-	
PUERTO RICO	170	14	153	-	3	
TRUST TERRITORY OF THE PACIFIC ISLANDS	95	81	-	-	14	
	7	-	-	-	7	
TOTAL FOREIGN COUNTRIES	20,619	11,818	5,171	2,898	732	
(1) WESTERN & SOUTHERN EUROPE	14,507	9,861	3,629	628	389	
AUSTRIA	20	-	-	-	20	
BELGIUM*	427	310	36	-	81	
FINLAND	12	-	-	-	12	
FRANCE*	15	10	3	-	2	
GERMANY (FED. REPUBLIC & WEST BERLIN)*	10,156	8,643	1,262	15	236	
GREECE*	143	18	113	8	4	
ICELAND*	73	-	-	73	-	
ITALY*	1,117	805	131	164	17	
LUXEMBOURG*	3	-	-	-	3	
NETHERLANDS*	17	7	9	-	1	
NORWAY*	1	-	1	-	-	
PORTUGAL*	94	-	94	-	-	
SPAIN	912	-	628	283	1	
TURKEY*	111	16	95	-	-	
UNITED KINGDOM*	1,406	52	1,257	85	12	
*NATO COUNTRIES						
(2) EAST ASIA & PACIFIC	4,366	1,377	1,233	1,616	140	
AUSTRALIA	13	-	-	13	-	
INDONESIA	3	-	-	1	2	
JAPAN (INCLUDING OKINAWA)	2,603	781	917	825	80	
MALAYSIA	3	3	-	-	-	
PHILIPPINES	902	-	162	727	13	

TABLE P309C

DEPARTMENT OF DEFENSE  
DEPENDENT STRENGTHS BY REGIONAL AREA AND BY COUNTRY

MARCH 31, 1982

DEPENDENTS OF U.S. CITIZEN CIVILIAN EMPLOYEES

REGIONAL AREA/COUNTRY	TOTAL	ARMY	AIR FORCE	NAVY	CSD AND DEFENSE AGENCIES
REPUBLIC OF KOREA	831	591	154	45	41
SINGAPORE	6	-	-	3	3
THAILAND	5	2	-	2	1
(3) AFRICA, NEAR EAST & SOUTH ASIA	155	22	80	5	48
EGYPT	29	22	4	3	-
ISRAEL	3	-	3	-	-
KUWAIT	2	-	-	2	-
NIGERIA	4	-	-	-	4
SAUDI ARABIA	108	-	64	-	44
YEMEN (SANA)	4	-	4	-	-
ZAIRE	5	-	5	-	-
(4) WESTERN HEMISPHERE	1,570	558	229	649	134
ARGENTINA	2	2	-	-	-
BAHAMAS, THE	10	-	-	10	-
BERMUDA	280	-	-	280	-
BRAZIL	1	-	-	-	1
CANADA	18	-	-	-	18
CHILE	4	-	-	-	4
COLOMBIA	6	4	-	-	2
COSTA RICA	2	-	-	-	2
CUBA (GUANTANAMO)	211	-	-	209	2
ECUADOR	9	-	-	-	9
GUATEMALA	3	-	-	-	3
HONDURAS	5	4	-	-	1
MEXICO	4	-	4	-	-
PANAMA	999	548	225	150	76
PARAGUAY	7	-	-	-	7
PERU	4	-	-	-	4
VENEZUELA	5	-	-	-	5
(5) ANTARCTICA	-	-	-	-	-
(6) EASTERN EUROPE	21	-	-	-	21
CZECHOSLOVAKIA	1	-	-	-	1
POLAND	3	-	-	-	3

TABLE P309C

DEPARTMENT OF DEFENSE  
DEPENDENT STRENGTHS BY REGIONAL AREA AND BY COUNTRY

MARCH 31, 1982

DEPENDENTS OF U.S. CITIZEN CIVILIAN EMPLOYEES

REGIONAL AREA/COUNTRY	TOTAL	ARMY	AIR FORCE	NAVY	O&D AND DEFENSE AGENCIES
UNION OF SOVIET SOCIALIST REPUBLICS	14	-	-	-	14
YUGOSLAVIA	3	-	-	-	3
(7) UNDISTRIBUTED	-	-	-	-	-

NOTE: DEPENDENTS OF CIVILIAN EMPLOYEES EXCLUDES DEPENDENTS OF U.S. CITIZEN CIVILIANS IN ALASKA, HAWAII, AND U.S. TERRITORIES WHO ARE PERMANENT RESIDENTS AND EMPLOYED IN THE STATE OR TERRITORY OF THEIR RESIDENCE.

## G L O S S A R Y   O F   T E R M S

Active Duty. Full-time duty in the active service of a uniformed service, including duty on the active list, full-time training duty, annual training duty, and attendance while in the active service, at a school designated as a service school or by law or by the Secretary concerned.

Actual Strength. The number of personnel in, or projected to be in, an organization or account at a specified point in time.

Assigned Strength. Actual strength of an entire service, not necessarily equal to combined unit actual strengths since individuals may be assigned but not joined.

Authorized Strength. The total strength authorized by Congress (for internal Service applications only). Authorized strength may be used synonymously with documented strength as defined below.

Continental United States. Unless otherwise qualified, means the 48 contiguous States and the District of Columbia.

### Defense Agencies.

- OSD-JCS = Office of the Secretary of Defense and Organization of the Joint Chiefs of Staff
- AFIS = Armed Forces Information Service
- CHAMPUS = Civilian Health and Medical Program of the Uniform Services
- DARPA = Defense Advanced Research Projects Agency
- DSAA = Defense Security Assistance Agency
- TRIMIS = Tri-Service Medical Information System
- USCMA = U.S. Court of Military Appeals
- OEA = Office of Economic Adjustment
- WHS = Washington Headquarters Services

Direct Hire Civilians. Employees hired directly by an agency of the Department of Defense. Included are foreign nationals hired by the Department of Defense to support DoD activities in their home countries.

Indirect Hire Civilians. Foreign nationals assigned to support U.S. forces through contracts or agreements with foreign governments (or agencies thereof). These personnel are employees of the foreign governments involved.

Military Afloat. Navy and Marine Corps military personnel aboard ship. Also includes Navy and Marine Corps military personnel who are assigned to afloat and mobile units, such as aircraft squadrons, construction battalions, and fleet and air command staffs, and who are aboard ship.

Military Functions. Activities normally associated with the uniform services.

Military Temporarily Shore-Based. Navy and Marine Corps military personnel assigned to afloat and mobile units, such as aircraft squadrons, construction battalions, and fleet and air command staffs, and who are temporarily based ashore for a period that will exceed 30 days.

Operating Location. Operating Location is defined as the geographic location where military or civilian employees of the Department of Defense are physically located for the performance of duties.

Recorded Duty Station. Actual physical location where active duty military personnel perform duty on a permanent basis.

Special Categories.

1. Individuals on temporary duty (either TDY or TAD) for less than 30 days at their recorded duty station.
2. Personnel assigned to rotational units where the unit is on temporary duty (either TDY or TAD) for a period that will exceed 30 days at their current operating location.
3. Individuals on temporary duty (either TDY or TAD) for a period that will exceed 30 days at their current operating location, unless compliance would require extensive changes to existing reporting systems and an exception has been requested and approved in advance. (When an exception is approved, the next major change to the reporting system of the involved DoD Component must provide for reporting temporary duty in accordance with this paragraph.)

Special Categories cont.

4. Individuals who are AWOL at their recorded duty station.
  5. Patients at their recorded duty station.
  6. Military prisoners at their recorded duty station.
- Transients. All military members who are not available for duty while executing permanent change of station (PCS) orders. Transients shall comprise all military personnel in a travel, proceed, leave enroute, or temporary duty enroute status on PCS orders to execute an accession, separation, training, operational, or rotational move.

