


1 OF 1

AD-A153 293



**THIS REPORT IS UNCLASSIFIED AND
ITS DISTRIBUTION IS UNLIMITED**



Department of Defense **MILITARY MANPOWER STATISTICS**

NOVEMBER 1981



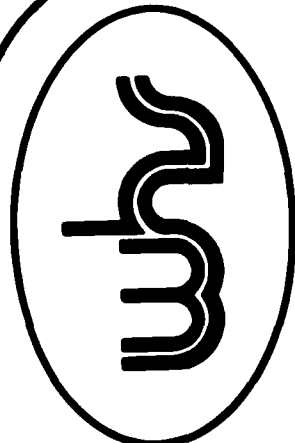

L



Department of Defense MILITARY MANPOWER STATISTICS

OSD

MAN-POWER STATISTICS



DIRECTORATE FOR INFORMATION
OPERATIONS AND REPORTS (DIAOR)
THE PENTAGON, WASHINGTON, D.C.

F O R E W O R D

MILITARY MANPOWER STATISTICS (MMS) is a monthly publication prepared by the Washington Headquarters Services, Directorate for Information Operations and Reports (WHS/DIOR) of the Office of the Secretary of Defense.

The MMS report presents audited statistical data pertaining to military personnel on active duty and personnel in military reserve components, for the current fiscal year on a monthly basis. The March, June, September, and December issues contain quarterly summaries of certain military manpower data as annotated in the Table of Contents. Although these tables are revised quarterly, they are published without changes in two subsequent monthly editions of this publication. The publication is generated from a computerized data base developed and maintained by the Manpower Management Information Division of WHS/DIOR.

The report is approved for public release at cost: distribution unlimited. Requests for additional copies and changes in distribution should be addressed to the Director, Washington Headquarters Services, Room 3E843, The Pentagon, Washington, D.C. 20301.

T A B L E O F C O N T E N T S

<u>Section 1</u>	<u>Active Duty Military Manpower Statistics</u>	<u>Page</u>
Table P10	Summary of Military Personnel	3
Table P11	Department of Defense Manpower Comparison	4
Table P22.1	Total Active Duty Military Personnel by Service	5
Table P23.1	Active Duty Officer Personnel and Percent of Total Military Personnel by Service	6
Table P23.3	Total Active Duty Military Personnel by Type	7
Table P23.4	Army Active Duty Military Personnel by Type	8
Table P23.5	Navy Active Duty Military Personnel by Type	9
Table P23.6	Marine Corps Active Duty Military Personnel by Type	10
Table P23.7	Air Force Active Duty Military Personnel by Type	11
Table P23.41	Army Active Duty Military Personnel	12
Table P23.51	Navy Active Duty Military Personnel	13
Table P23.61	Marine Corps Active Duty Military Personnel	14
Table P23.71	Air Force Active Duty Military Personnel	15
Table P25.6	Women Military Personnel on Active Duty Officers and Enlisted by Service	16

<u>Section 1</u>	<u>Active Duty Military Manpower Statistics</u>	<u>Page</u>
Table P26.0	Military Personnel on Active Duty by Grade in Which Serving	17
*Table P26.02	Female Military Personnel on Active Duty by Grade in Which Serving	18
Table P26.04	Military Personnel on Active Duty by Grade in Which Serving - Regular	19
Table P26.05	Military Personnel on Active Duty by Grade in Which Serving - Reserve	20
Table P27.1	Summary of Enlisted Personnel Procurement	21
Table P27.21	Army Enlisted Personnel Procurement	22
Table P27.22	Navy Enlisted Personnel Procurement	23
Table P27.23	Marine Corps Enlisted Personnel Procurement	24
Table P27.24	Air Force Enlisted Personnel Procurement	25
*Table P29.20-29.34	Reenlistment Rates by Service	26
*Table P309A	Active Duty Military Personnel Strength by Regional Area and by Country	29

* Prepared quarterly, this table is updated in March, June, September and December.

<u>Section 2</u>	<u>Reserve Military Manpower Statistics</u>	<u>Page</u>
Table R11.0	Reserve Component Strength Summary	35
Table R12.0	Reserve Strength - Officer and Enlisted Not on Active Duty	36
Table R13.0	Ready Reserve and Active Duty Strength Compared to Statutory Limitation	37
Table R14.0	Reserve Component Personnel by Reserve Category Not on Active Duty - Total	38
Table R14.0	Reserve Component Personnel by Reserve Category Not on Active Duty - Officers	39
Table R14.0	Reserve Component Personnel by Reserve Category Not on Active Duty - Enlisted	40
Table R21.0	Reserve Personnel on Active Duty by Component	41
Table R22.0	Reserve Strength on Active Duty	42
Table R23.0	Reserve Personnel by Component and Category Not on Active Duty	43
Table R24.0	Reserve Strength Not on Active Duty	44
Table R26.5	Selected Reserve Drill Pay Strength	45
Glossary of Terms		46

Section 1

ACTIVE DUTY MILITARY MANPOWER STATISTICS

TABLE P-10

DEPARTMENT OF DEFENSE
SUMMARY OF MILITARY PERSONNEL

	TOTAL DOD	ARMY	NAVY	MARINE CORPS	AIR FORCE
1. ACTIVE DUTY MILITARY AS OF 30 NOV 1981					
OFFICER	285,005	101,212	65,629	18,153	100,012
ENLISTED	1,798,855	679,202	476,529	173,257	469,868
ACADEMY CADETS	13,256	4,335	4,551	-	4,370
TOTAL ACTIVE DUTY MILITARY	2,097,113	784,749	546,709	191,410	574,250
2. GUARD AND RESERVES AS OF 30 NOV 1981					
NATIONAL GUARD IN PAID STATUS	500,297	401,890	-	-	98,407
	489,297	391,010	-	-	98,287
RESERVES IN PAID STATUS	1,712,731	894,023	331,172	97,593	389,943
	418,764	233,398	86,522	35,997	61,847
TOTAL GUARD AND RESERVES IN PAID STATUS	2,213,023	1,295,913	331,172	97,593	976,700
	908,061	624,408	86,522	36,997	320,268
3. OFFICER TRAINING IN COLLEGES A/ AS OF MAY 1981					
	99,659	70,975	7,323	-	21,361

A/ EXCLUDES 157,889 IN JUNIOR DIVISION, MILITARY
SCHOOLS AND NATIONAL DEFENSE CADETS CORPS.

TABLE P11

DOD MANPOWER COMPARISON

(MILITARY & CIVIL FUNCTIONS)

DATE	TOTAL DOD	ARMY		AIR FORCE		NAVY AND MARINE CORPS		A/ OSD/ JCS				
		MILI- TARY	B/ CIVIL- IAN	MILI- TARY	B/ CIVIL- IAN	NAVY MILI- TARY	MARINE CORPS MILI- TARY		B/ CIVIL- IAN	TOTAL		
31 OCT 81	3,088,111	782,809	356,078	1,138,887	573,198	237,124	810,322	542,550	191,522	325,056	1,059,128	79,774
30 NOV 81	3,102,801	784,749	359,213	1,143,962	574,250	238,815	813,065	546,709	191,410	327,401	1,065,520	80,254

A - CIVILIAN PERSONNEL MILITARY PERSONNEL ASSIGNED TO OSD, OJCS AND OTHER DEFENSE ACTIVITIES ARE REPORTED BY THEIR RESPECTIVE SERVICES

B - TOTAL PAID EMPLOYEES AS REPORTED OFFICIALLY TO THE OFFICE OF PERSONNEL MANAGEMENT EXCLUDES OVERSEAS SUPPORT PERSONNEL (INDIRECT HIRES)

TABLE P22.1

DEPARTMENT OF DEFENSE
TOTAL ACTIVE DUTY MILITARY PERSONNEL BY SERVICE

DATE	TOTAL DOD	ARMY	NAVY	MARINE CORPS	AIR FORCE
OCT 31, 1981	2,090,079	762,809	542,550	191,522	573,198
NOV 30, 1981	2,097,118	764,749	546,709	191,410	574,250

TABLE P23.1

DEPARTMENT OF DEFENSE
ACTIVE DUTY OFFICER PERSONNEL AND PERCENT OF TOTAL MILITARY PERSONNEL, BY SERVICE

DATE	TOTAL DOD		ARMY		NAVY		MARINE CORPS		AIR FORCE	
	NUMBER	%	NUMBER	%	NUMBER	%	NUMBER	%	NUMBER	%
OCT 31, 1981	295,600	13.7	101,734	13.0	65,666	12.1	18,302	9.6	99,898	17.4
NOV 30, 1981	285,006	13.6	101,212	12.9	65,629	12.0	18,153	9.5	100,012	17.4

TABLE P23.3

DEPARTMENT OF DEFENSE
TOTAL ACTIVE DUTY MILITARY PERSONNEL BY TYPE

DATE	OFFICERS	ENLISTED	A/		TOTAL
			OFFICER CANDIDATES	TOTAL	
OCT 31, 1981	285,600	1,791,174	13,305	2,090,079	
NOV 30, 1981	285,006	1,798,856	13,256	2,097,118	

A/ CONSISTS OF THE FOLLOWING:
 FOR ARMY - CADETS, U. S. MILITARY ACADEMY
 FOR NAVY - MIDSHPMEN, U. S. NAVAL ACADEMY
 FOR AIR FORCE - CADETS, U. S. AIR FORCE ACADEMY

TABLE P23.4

DEPARTMENT OF DEFENSE
ARMY ACTIVE DUTY MILITARY PERSONNEL BY TYPE

DATE	OFFICERS	ENLISTED	CADETS		TOTAL
			U.S. MILITARY ACADEMY		
OCT 31, 1981	101,734	676,712	4,363		782,809
NOV 30, 1981	101,212	679,202	4,335		784,749

TABLE P23.5

DEPARTMENT OF DEFENSE
NAVY ACTIVE DUTY MILITARY PERSONNEL BY TYPE

DATE	OFFICERS	ENLISTED	MIDSHIPMEN U.S. NAVAL ACADEMY	TOTAL
OCT 31, 1981	65,666	472,328	4,506	542,500
NOV 30, 1981	65,629	476,529	4,551	546,709

TABLE P23.6

DEPARTMENT OF DEFENSE
MARINE CORPS ACTIVE DUTY MILITARY PERSONNEL BY TYPE

DATE	OFFICERS	ENLISTED	TOTAL
OCT 31, 1981	18,302	173,220	191,522
NOV 30, 1981	18,153	173,257	191,410

TABLE P23.7

DEPARTMENT OF DEFENSE
AIR FORCE ACTIVE DUTY MILITARY PERSONNEL BY TYPE

DATE	OFFICERS	ENLISTED	CADETS		TOTAL
			U.S.A.F.	ACADEMY	
OCT 31, 1981	99,898	468,914	4,366		573,198
NOV 30, 1981	100,012	469,868	4,370		574,250

TABLE P23 41

DEPARTMENT OF DEFENSE
ARMY ACTIVE DUTY MILITARY PERSONNEL

REPORTED STRENGTH, AND ADJUSTMENTS TO REPORTED STRENGTH TO DERIVE "DIRECT PROGRAM STRENGTH" CHARGEABLE TO APPROPRIATION "MILITARY PERSONNEL, ARMY"

DATE	REPORTED STRENGTH		A/ EXCLUDABLES		(LFSS) REIMBURSABLES	DIRECT PROGRAM STRENGTH CHARGEABLE TO APPROPRIATION "MILITARY PERSONNEL, ARMY"			CADETS USMA	
	TOTAL		OFF	ENL		TOTAL	OFFICER	ENLISTED		
31 OCT 1981	782,809		378	3	368	781,925	100,988	676,575		4,363
30 NOV 1981	784,749		378	3	355	783,882	100,479	679,068		4,335

A/ ACTIVE DUTY PERSONNEL PAID BY AN APPROPRIATION OTHER THAN MILITARY PERSONNEL, ARMY, AND EXCLUDED FROM THE END STRENGTH OF THE ARMY. COMPRISED OF CIVIL WORKS PERSONNEL, AND USAR AND APNG PERSONNEL ON STATUTORY TOURS.

TABLE P23 51

DEPARTMENT OF DEFENSE
NAVY ACTIVE DUTY MILITARY PERSONNEL

REPORTED STRENGTH, AND ADJUSTMENTS TO REPORTED STRENGTH TO DERIVE "DIRECT PROGRAM STRENGTH" CHARGEABLE TO APPROPRIATION "MILITARY PERSONNEL, NAVY"

DATE	REPORTED STRENGTH	PAID FROM A/ RES PERS APPN		(LESS) REIMBURSABLES		TOTAL	DIRECT PROGRAM STRENGTH CHARGEABLE TO APPROPRIATION "MILITARY PERSONNEL, NAVY"		OFFICER CANDIDATES
		OFF	ENL	OFFICER	ENLISTED		OFFICER	ENLISTED	
31 OCT 1981	542,550	221	-	403	1,215	540,711	65,042	471,113	4,556
30 NOV 1981	546,709	222	-	404	1,198	544,885	65,003	475,331	4,551

A/ NAVAL RESERVE PERSONNEL ON ACTIVE DUTY UNDER PROVISIONS OF SEC. 265, TITLE 10, U S. CODE PAID FROM THE NAVAL RESERVE PERSONNEL APPROPRIATION.

TABLE P23.61

DEPARTMENT OF DEFENSE
MARINE CORPS ACTIVE DUTY MILITARY PERSONNEL

REPORTED STRENGTH, AND ADJUSTMENTS TO REPORTED STRENGTH TO DERIVE "DIRECT PROGRAM STRENGTH" CHARGEABLE TO APPROPRIATION "MILITARY PERSONNEL, MARINE CORPS"

DATE	REPORTED STRENGTH	PAID FROM A/ RES PERS APPN	(LESS)		TOTAL	DIRECT PROGRAM STRENGTH CHARGEABLE TO APPN "MILITARY PERSONNEL, MARINE CORPS"		OFFICER CANDIDATES
			REIMBURSABLES	ENLISTED		OFFICER	ENLISTED	
31 OCT 1981	191,522	105	24	1	191,392	18,173	173,219	-
30 NOV 1981	191,410	105	26	31	191,248	18,022	173,226	-

A/ MARINE CORPS RESERVE PERSONNEL ON ACTIVE DUTY UNDER PROVISIONS OF SEC. 265, TITLE 10, U.S. CODE PAID FROM THE MARINE CORPS RESERVE PERSONNEL APPROPRIATION.

TABLE P23.71

DEPARTMENT OF DEFENSE
AIR FORCE ACTIVE DUTY MILITARY PERSONNEL

REPORTED STRENGTH, AND ADJUSTMENTS TO REPORTED STRENGTH TO DEPICT "DIRECT PROGRAM STRENGTH" CHARGEABLE TO APPROPRIATION "MILITARY PERSONNEL, AIR FORCE"

DATE	REPORTED STRENGTH	ANG/AFR		(LESS) REIMBURSABLES		DIRECT PROGRAM STRENGTH CHARGEABLE TO APPROP. "MILITARY PERSONNEL, AIR FORCE"		TOTAL		USAF & AVCADS		
		TOTAL	OFF	ENL	OFFICER	ENLISTED	OFFICER	ENLISTED	OFFICER	ENLISTED	OFFICER	ENLISTED
31 OCT 1981	573,198		290	-								
30 NOV 1981	574,250		297	-								

TABLE P25 6

DEPARTMENT OF DEFENSE
 WOMEN MILITARY PERSONNEL ON ACTIVE DUTY, OFFICERS, AND ENLISTED BY SERVICE

DATE	TOTAL DOD		ARMY		NAVY		MARINE CORPS		AIR FORCE						
	TOTAL	OFF	TOTAL	OFF	TOTAL	OFF	TOTAL	OFF	TOTAL	OFF					
31 OCT 81	185,899	23,573	162,326	73,983	8,364	65,619	40,354	5,409	34,945	7,703	495	7,208	63,859	9,305	54,554
30 NOV 81	187,757	23,802	163,955	74,542	8,415	56,127	41,163	5,406	35,757	7,823	520	7,303	64,229	9,461	54,768

TABLE P26 0

DEPARTMENT OF DEFENSE
MILITARY PERSONNEL ON ACTIVE DUTY BY GRADE IN WHICH SERVING A/
NOVEMBER 30, 1961

RANK/GRADE	ARMY	NAVY	MARINE CORPS	AIR FORCE
GENERAL OF ARMY - FLEET ADMIRAL	-	-	-	-
GENERAL	33	9	2	13
LT GENERAL	118	45	7	34
MAJ GENERAL	362	145	23	117
BRIG GENERAL	536	197	33	173
COLONEL	14,210	3,631	584	5,175
LIEUTENANT COL	32,888	7,742	1,527	12,562
MAJOR	49,776	12,581	3,023	16,049
CAPTAIN	69,796	18,036	4,856	35,789
1ST LIEUTENANT	40,737	9,653	4,296	13,677
2ND LIEUTENANT	33,315	10,575	2,549	14,229
CHIEF WARRANT OFFICER W-4	2,197	543	155	-
CHIEF WARRANT OFFICER W-3	5,230	1,011	78	-
CHIEF WARRANT OFFICER W-2	6,785	1,401	517	-
WARRANT OFFICER W-1	4,023	3,520	503	-
TOTAL OFFICERS	285,006	65,629	18,153	100,012
E-9	13,105	3,415	1,263	4,733
E-8	34,581	8,598	3,380	9,417
E-7	120,405	30,716	8,263	34,283
E-6	212,271	67,146	14,149	53,370
E-5	330,294	82,176	24,462	102,092
E-4	412,744	95,598	31,036	105,779
E-3	351,109	91,414	42,148	102,825
E-2	150,453	49,903	25,327	25,198
E-1	173,904	47,563	23,209	32,174
TOTAL ENLISTED	1,793,856	476,529	173,257	469,868
CADETS & MIDSHIPMEN	13,256	4,551	-	4,370
GRAND TOTAL	2,097,118	546,709	191,410	574,250

A/ INCLUDES REIMBURSABLE ACTIVE DUTY
MILITARY PAY STRENGTHS

TABLE P26.02

DEPARTMENT OF DEFENSE
FEMALE MILITARY PERSONNEL ON ACTIVE DUTY BY GRADE IN WHICH SERVING A/

SEPTEMBER 30, 1981

RANK/GRADE	TOTAL				NAVY	MARINE CORPS	AIR FORCE
	DOD	ARMY					
GENERAL - ADMIRAL	-	-	-	-	-	-	-
LT GENERAL - VICE ADMIRAL	-	-	-	-	-	-	-
MAJ GENERAL - REAR ADMIRAL (U)	2	1	-	-	-	-	1
BRIG GENERAL - REAR ADMIRAL (L)	5	1	2	-	-	-	2
COLONEL - CAPTAIN	252	93	85	4	4	70	70
LIEUTENANT COL - COMMANDER	868	291	243	20	20	314	314
MAJOR - LT COMMANDER	2,366	826	760	52	52	728	728
CAPTAIN - LIEUTENANT	8,885	3,484	1,957	130	130	3,314	3,314
1ST LIEUTENANT - LIEUTENANT (JG)	5,466	1,569	1,220	147	147	2,530	2,530
2ND LIEUTENANT - ENSIGN	5,305	1,949	1,062	147	147	2,147	2,147
CHIEF WARRANT OFFICER W-4	7	1	3	3	3	-	-
CHIEF WARRANT OFFICER W-3	17	7	5	5	5	-	-
CHIEF WARRANT OFFICER W-2	75	58	8	9	9	-	-
WARRANT OFFICER W-1	78	69	-	9	9	-	-
TOTAL OFFICERS	23,326	8,349	5,345	526	526	9,106	9,106
E-9	45	22	3	5	5	15	15
E-8	178	93	28	23	23	34	34
E-7	1,083	635	214	102	102	132	132
E-6	5,677	2,929	1,770	249	249	729	729
E-5	27,883	11,990	5,668	1,185	1,185	9,040	9,040
E-4	48,845	19,864	9,182	1,504	1,504	18,295	18,295
E-3	43,403	14,480	9,123	1,882	1,882	17,918	17,918
E-2	16,586	6,571	4,563	1,258	1,258	4,194	4,194
E-1	16,448	8,287	3,797	883	883	3,481	3,481
TOTAL ENLISTED	160,148	64,871	34,348	7,091	7,091	53,838	53,838
CADETS & MIDSHIPMEN	1,177	433	210	-	-	534	534
GRAND TOTAL	184,651	73,653	39,903	7,617	7,617	63,478	63,478

A/ INCLUDES REIMBURSABLE ACTIVE DUTY
MILITARY PAY STRENGTHS

TABLE P26.04
DEPARTMENT OF DEFENSE
MILITARY PERSONNEL ON ACTIVE DUTY BY GRADE IN WHICH SERVING

REGULAR A/

NOVEMBER 30, 1981

RANK/GRADE	TOTAL DOD	ARMY	NAVY	MARINE CORPS	AIR FORCE
GENERAL OF ARMY - FLEET ADMIRAL	-	-	-	-	-
GENERAL - ADMIRAL	33	9	9	2	13
LT GENERAL - VICE ADMIRAL	117	44	32	7	34
MAJ GENERAL - REAR ADMIRAL (U)	359	143	77	22	117
BRIG GENERAL - REAR ADMIRAL (L)	533	195	132	33	173
COLONEL - CAPTAIN	13,553	4,335	3,672	570	4,976
LIEUTENANT COL - COMMANDER	23,960	9,005	7,063	1,505	11,387
MAJOR - LT COMMANDER	37,044	9,335	10,903	2,922	13,884
CAPTAIN - LIEUTENANT	51,537	11,558	13,139	4,195	22,645
1ST LIEUTENANT - LIEUTENANT (JG)	14,933	5,354	5,296	2,236	2,047
2ND LIEUTENANT - ENSIGN	10,701	3,883	4,236	853	1,729
CHIEF WARRANT OFFICER W-4	1,774	1,091	531	152	-
CHIEF WARRANT OFFICER W-3	3,173	2,092	1,008	73	-
CHIEF WARRANT OFFICER W-2	2,791	917	1,361	513	-
WARRANT OFFICER W-1	518	16	-	502	-
TOTAL OFFICERS	165,026	47,977	47,459	13,585	57,005
E-9	12,966	3,693	3,289	1,255	4,729
E-8	34,206	13,184	8,258	3,359	9,405
E-7	112,026	47,110	29,411	8,247	34,258
E-6	203,899	77,594	63,880	14,093	53,332
E-5	324,833	121,542	77,155	24,100	102,036
E-4	404,692	180,217	87,789	31,004	105,682
E-3	337,229	114,598	77,789	42,077	102,765
E-2	139,655	49,963	39,283	25,229	25,180
E-1	163,661	70,807	37,761	23,075	32,018
TOTAL ENLISTED	1,745,167	678,708	424,615	172,439	469,405
REGULAR TOTAL	1,911,193	726,685	472,074	186,024	526,410

A/ REGULAR PLUS RETIRED REGULAR
OFFICERS ON ACTIVE DUTY.

TABLE P26.05

DEPARTMENT OF DEFENSE
MILITARY PERSONNEL ON ACTIVE DUTY BY GRADE IN WHICH SERVING

RESERVE A/

NOVEMBER 30, 1981

RANK/GRADE	ARMY	NAVY	MARINE CORPS	AIR FORCE	TOTAL DOD
GENERAL OF ARMY - FLEET ADMIRAL	-	-	-	-	-
GENERAL - ADMIRAL	-	-	-	-	-
LT GENERAL - VICE ADMIRAL	1	-	-	-	1
MAJ GENERAL - REAR ADMIRAL (U)	2	-	1	-	3
BRIG GENERAL - REAR ADMIRAL (L)	2	1	-	-	3
COLONEL - CAPTAIN	285	159	14	199	657
LIEUTENANT COL - COMMANDER	2,052	679	22	1,175	3,928
MAJOR - LT COMMANDER	6,788	1,678	101	4,165	12,732
CAPTAIN - LIEUTENANT	19,557	4,897	661	13,144	38,259
1ST LIEUTENANT - LIEUTENANT (JG)	7,552	4,362	2,060	11,830	25,804
2ND LIEUTENANT - ENSIGN	7,085	6,339	1,596	12,494	27,614
CHIEF WARRANT OFFICER W-4	408	12	3	-	423
CHIEF WARRANT OFFICER W-3	2,057	3	5	-	2,065
CHIEF WARRANT OFFICER W-2	3,950	40	4	-	3,994
WARRANT OFFICER W-1	3,504	-	1	-	3,505
TOTAL OFFICERS	53,235	18,170	4,568	43,007	118,980
E-9	1	126	8	4	139
E-8	5	340	21	9	375
E-7	13	1,305	36	25	1,379
E-6	12	3,266	56	38	3,372
E-5	12	5,021	362	56	5,451
E-4	114	7,809	32	97	3,052
E-3	124	13,625	71	60	13,880
E-2	62	10,620	98	18	10,798
E-1	151	9,802	134	156	10,243
TOTAL ENLISTED	494	51,914	818	463	53,689
RESERVE TOTAL	53,729	70,084	5,386	43,470	172,669

A/ INCLUDES RESERVE, NATIONAL GUARD, AUS, AND AFUS OFFICERS ON ACTIVE DUTY.

TABLE P27.1

DEPARTMENT OF DEFENSE
SUMMARY OF ENLISTED PERSONNEL PROCUREMENT
FISCAL YEAR 1982

	OCT 1981	NOV 1981	DEC 1981	JAN 1982	FEB 1982	MAR 1982
TOTAL DEPARTMENT OF DEFENSE	54,440	49,482				
INDUCTIONS	-	-				
FIRST ENLISTMENTS	29,715	26,019				
IMMEDIATE REENLISTMENTS	18,876	17,829				
OTHER REENLISTMENTS	3,880	3,393				
RESERVES TO ACTIVE DUTY A/	1,969	2,241				
ARMY	21,293	15,909				
INDUCTIONS	-	-				
FIRST ENLISTMENTS	12,147	8,812				
IMMEDIATE REENLISTMENTS	7,460	5,977				
OTHER REENLISTMENTS	1,630	1,068				
RESERVES TO ACTIVE DUTY	56	52				
NAVY	12,583	17,493				
INDUCTIONS	-	-				
FIRST ENLISTMENTS	6,339	8,450				
IMMEDIATE REENLISTMENTS	3,551	5,364				
OTHER REENLISTMENTS	905	1,564				
RESERVES TO ACTIVE DUTY	1,788	2,115				
MARINE CORPS	6,824	4,840				
INDUCTIONS	-	-				
FIRST ENLISTMENTS	4,417	3,052				
IMMEDIATE REENLISTMENTS	1,977	1,401				
OTHER REENLISTMENTS	318	321				
RESERVES TO ACTIVE DUTY	112	66				
AIR FORCE	13,740	11,240				
INDUCTIONS	-	-				
FIRST ENLISTMENTS	6,812	5,705				
IMMEDIATE REENLISTMENTS	5,888	5,087				
OTHER REENLISTMENTS	1,027	440				
RESERVES TO ACTIVE DUTY	13	8				

A/ INCLUDES NATIONAL GUARD.

TABLE P27.21

DEPARTMENT OF DEFENSE
ARMY ENLISTED PERSONNEL PROCUREMENT
FISCAL YEAR 1982

	OCT 1981	NOV 1981	DEC 1981	JAN 1982	FEB 1982	MAR 1982
TOTAL	21,293	15,909				
REGULAR ENL. AND REENL. - TOTAL	21,237	15,857				
FIRST ENLISTMENTS	12,147	8,812				
REENLISTMENTS - TOTAL	9,090	7,045				
IMMEDIATE REENLISTMENTS	7,460	5,977				
FORMER REGULAR	7,418	5,959				
FORMER RESERVE & N.G.	42	18				
FORMER INDUCTEE	-	-				
REENL. OTHER THAN IMMEDIATE	1,630	1,068				
WITHIN 2-90 DAYS AFTER SEPARATION	182	114				
FORMER REGULAR	39	37				
FORMER RESERVE & N.G.	137	77				
FORMER INDUCTEE	6	-				
FORMER OFFICER	-	-				
OVER 90 DAYS AFTER SEPARATION	1,448	954				
INDUCTIONS	-	-				
RESERVES AND N.G. CALLS	56	52				

TABLE P27.22

DEPARTMENT OF DEFENSE
NAVY ENLISTED PERSONNEL PROCUREMENT
FISCAL YEAR 1982

	OCT 1981	NOV 1981	DEC 1981	JAN 1982	FEB 1982	MAR 1982
TOTAL	12,583	17,493				
REGULAR ENL. AND REENL. - TOTAL	10,795	15,378				
FIRST ENLISTMENTS	6,339	8,450				
REENLISTMENTS - TOTAL	4,456	6,928				
IMMEDIATE REENLISTMENTS	3,551	5,364				
FORMER REGULAR FORMER RESERVE	3,446 105	5,121 243				
REENL. OTHER THAN IMMEDIATE	905	1,564				
WITHIN 2-90 DAYS AFTER SEPARATION	284	463				
FORMER REGULAR FORMER RESERVE	284	463				
OVER 90 DAYS AFTER SEPARATION	621	1,101				
INDUCTIONS	-	-				
RESERVES TO ACTIVE DUTY	1,788	2,115				
FIRST ENLISTMENTS REENLISTMENTS REPORTED TO ACTIVE DUTY	163 150 1,475	270 169 1,676				

TABLE P27.23

DEPARTMENT OF DEFENSE
MARINE CORPS ENLISTED PERSONNEL PROCUREMENT
FISCAL YEAR 1982

	OCT 1981	NOV 1981	DEC 1981	JAN 1982	FEB 1982	MAR 1982
TOTAL	6,824	4,840				
REGULAR ENL. AND REENL. - TOTAL	6,712	4,774				
FIRST ENLISTMENTS	4,417	3,052				
REENLISTMENTS - TOTAL	2,295	1,722				
IMMEDIATE REENLISTMENTS	1,977	1,401				
FORMER REGULAR A/ FORMER RESERVE FORMER INDUCTEE	1,940 37 -	1,363 38 -				
REENL. OTHER THAN IMMEDIATE	318	321				
WITHIN 2-90 DAYS AFTER SEPARATION	60	68				
FORMER REGULAR FORMER RESERVE FORMER INDUCTEE	51 9 -	61 7 -				
OVER 90 DAYS AFTER SEPARATION B/	258	253				
INDUCTIONS	-	-				
RESERVES TO ACTIVE DUTY	112	66				
FIRST ENLISTMENTS REENLISTMENTS REPORTED TO ACTIVE DUTY	- - 112	- - 66				

A/ INCLUDES EXTENSIONS FOR WHICH REENLISTMENT BONUS IS PAID.
B/ INCLUDES ENLISTMENTS OF FORMER OFFICERS

TABLE P27.24

DEPARTMENT OF DEFENSE
AIR FORCE ENLISTED PERSONNEL PROCUREMENT
FISCAL YEAR 1982

	OCT 1981	NOV 1981	DEC 1981	JAN 1982	FEB 1982	MAR 1982
TOTAL	13,740	11,240				
REGULAR ENL. AND REENL. - TOTAL	13,727	11,232				
FIRST ENLISTMENTS	6,812	5,705				
REENLISTMENTS - TOTAL	6,915	5,527				
IMMEDIATE REENLISTMENTS	5,888	5,087				
FORMER REGULAR FORMER RESERVE & N.G.	5,882	5,083				
	6	4				
REENL. OTHER THAN IMMEDIATE	1,027	440				
WITHIN 2-90 DAYS AFTER SEPARATION	-	-				
FORMER REGULAR FORMER RESERVE & N.G.	-	-				
OVER 90 DAYS AFTER SEPARATION A/	1,027	440				
INDUCTIONS	-	-				
RESERVES & N.G. TO ACTIVE DUTY	13	8				

A/ INCLUDES ENLISTMENTS OF FORMER COMMISSIONED AND WARRANT OFFICERS.

TABLE P29.20-29.34

DEPARTMENT OF DEFENSE
REENLISTMENT RATES BY SERVICE

	A/ "UNADJUSTED" REENLISTMENT RATES FOR TOTAL REGULARS				B/ "ADJUSTED" REENLISTMENT RATES FOR TOTAL REGULARS				REENLISTMENT RATE ARMY INDUCTEES			
	TOTAL DOD	ARMY	NAVY	MARINE CORPS	AIR FORCE	TOTAL DOD	ARMY	NAVY	MARINE CORPS	AIR FORCE	UN- ADJUSTED	ADJUSTED
FY 1979												
ELIGIBLES	343,032	144,849	74,818	37,016	86,349	322,679	134,924	73,598	36,668	77,489	-	-
REENLISTMENTS	181,338	81,443	35,367	12,398	52,130	162,994	71,505	35,488	12,047	43,954	-	-
REENLISTMENT RATE	52.9%	56.2%	47.3%	33.5%	60.4%	50.5%	53.0%	48.2%	32.9%	56.7%	-	-
FY 1980												
ELIGIBLES	343,425	133,010	86,251	35,032	89,132	334,952	136,721	83,581	34,928	79,722	-	-
REENLISTMENTS	190,260	82,793	41,556	12,388	53,523	183,494	86,494	40,500	12,237	44,263	-	-
REENLISTMENT RATE	55.4%	62.2%	48.2%	35.4%	60.0%	54.8%	63.3%	48.5%	35.0%	55.5%	-	-
FY 1981												
ELIGIBLES	334,048	116,743	94,303	29,453	93,549	331,979	131,957	90,462	29,070	80,490	-	-
REENLISTMENTS	201,527	77,892	51,519	10,517	61,599	200,987	93,105	49,039	10,182	48,661	-	-
REENLISTMENT RATE	60.3%	66.7%	54.6%	35.7%	65.8%	60.5%	70.6%	54.2%	35.0%	60.5%	-	-

TABLE P29.20-29.34

DEPARTMENT OF DEFENSE
REENLISTMENT RATES BY SERVICE

	A/ "UNADJUSTED" REENLISTMENT RATES FOR FIRST-TERM REGULARS				B/ "ADJUSTED" REENLISTMENT RATES FOR FIRST-TERM REGULARS					
	TOTAL DOD	ARMY	NAVY	MARINE CORPS	AIR FORCE	TOTAL DOD	ARMY	NAVY	MARINE CORPS	AIR FORCE
FY 1979										
ELIGIBLES	171,034	62,909	45,204	21,029	41,892	159,988	59,604	44,308	20,925	35,151
REENLISTMENT RATES	64,001	27,027	16,949	4,107	15,918	54,369	23,714	17,080	4,010	9,565
REENLISTMENT RATE	37.4%	43.0%	37.5%	19.5%	38.0%	34.0%	39.8%	38.5%	19.2%	27.2%
FY 1980										
ELIGIBLES	165,525	50,288	53,670	19,364	42,203	161,232	52,231	51,976	19,575	37,450
REENLISTMENT RATES	64,762	25,434	19,721	4,493	15,114	61,610	27,370	19,138	4,672	10,430
REENLISTMENT RATE	39.1%	50.6%	36.7%	23.2%	35.8%	38.2%	52.4%	36.9%	23.9%	27.9%
FY 1981										
ELIGIBLES	161,600	38,762	55,107	23,875	43,856	158,676	43,013	53,583	24,120	37,960
REENLISTMENT RATES	69,435	21,312	22,968	6,340	18,815	67,709	25,563	22,521	6,630	12,995
REENLISTMENT RATE	43.0%	55.0%	41.7%	26.6%	42.9%	42.7%	59.4%	42.0%	27.5%	34.2%

TABLE P 29.20-29.34

DEPARTMENT OF DEFENSE
REENLISTMENT RATES BY SERVICE

	A/ "UNADJUSTED" REENLISTMENT RATES FOR CAREER REGULARS				B/ "ADJUSTED" REENLISTMENT RATES FOR CAREER REGULARS					
	TOTAL DOD	ARMY	NAVY	MARINE CORPS	AIR FORCE	TOTAL DOD	ARMY	NAVY	MARINE CORPS	AIR FORCE
FY 1979										
ELIGIBLES	171,998	81,940	29,614	15,987	44,457	162,691	75,320	29,290	15,743	42,338
REENLISTMENTS	117,337	54,416	18,418	8,291	36,212	108,625	47,791	18,408	8,037	34,389
REENLISTMENT RATE	68.2%	66.4%	62.2%	51.9%	81.5%	66.8%	63.5%	62.8%	51.1%	81.2%
FY 1980										
ELIGIBLES	177,900	82,722	32,581	15,668	46,929	173,720	84,490	31,605	15,353	42,272
REENLISTMENTS	125,498	57,359	21,835	7,895	38,409	121,884	59,124	21,362	7,565	33,833
REENLISTMENT RATE	70.5%	69.3%	67.0%	50.4%	81.8%	70.2%	70.0%	67.6%	49.3%	80.0%
FY 1981										
ELIGIBLES	172,448	77,981	39,196	5,578	49,663	173,303	88,944	36,879	4,950	42,530
REENLISTMENTS	132,092	56,580	28,551	4,177	42,784	133,278	67,542	26,518	3,552	35,666
REENLISTMENT RATE	76.6%	72.6%	72.8%	74.9%	86.1%	76.9%	75.9%	71.9%	71.8%	83.9%

A/ "UNADJUSTED REENLISTMENT RATE" - THE RATIO OF TOTAL REENLISTMENTS OCCURRING IN A GIVEN PERIOD TO TOTAL SEPARATIONS ELIGIBLE TO REENLIST IN THE SAME PERIOD, EXPRESSED AS A PERCENTAGE.

B/ "ADJUSTED REENLISTMENT RATE" - THE "UNADJUSTED" RATE ADJUSTED TO EXCLUDE THE EFFECTS OF: (1) EARLY SEPARATIONS FOR IMMEDIATE REENLISTMENTS AND (2) OTHER EARLY DISCHARGES OF ELIGIBLES UNDER EARLY RELEASE PROGRAMS.

TABLE P309A

DEPARTMENT OF DEFENSE
ACTIVE DUTY MILITARY PERSONNEL STRENGTHS BY REGIONAL AREA AND BY COUNTRY

SEPTEMBER 30, 1981

REGIONAL AREA/COUNTRY	TOTAL	ARMY	AIR FORCE	NAVY	MARINE CORPS
TOTAL WORLDWIDE	2,082,897	781,473	570,302	540,502	190,620
ASHORE	1,868,596	781,473	570,302	333,311	183,510
AFLOAT	214,301	-	-	207,191	7,110
U.S. TERRITORY AND SPECIAL LOCATIONS	1,581,065	522,879	456,105	444,969	157,112
CONTINENTAL U.S.	1,291,952	469,982	415,788	266,502	139,680
ALASKA	20,345	8,359	10,328	1,463	195
HAWAII	44,141	17,962	6,161	10,948	9,070
AMERICAN SAMOA	1	1	-	-	-
GUAM	8,781	23	3,960	4,450	348
JOHNSTON ATOLL	128	120	8	-	-
MIDWAY ISLANDS	426	-	9	417	-
PUERTO RICO	3,542	427	48	2,904	163
TRUST TERRITORY OF THE PACIFIC ISLANDS	32	32	-	-	-
VIRGIN ISLANDS OF THE U.S.	11	9	-	2	-
WAKE ISLAND	6	-	6	-	-
TRANSIENTS	68,466	25,964	19,797	15,192	7,513
AFLOAT	143,234	-	-	143,091	143
TOTAL FOREIGN COUNTRIES	501,832	258,594	114,197	95,533	33,508
ASHORE	430,765	258,594	114,197	31,433	26,541
AFLOAT	71,067	-	-	64,100	6,967
(1) WESTERN & SOUTHERN EUROPE	337,373	219,637	79,208	34,275	4,253
AUSTRIA	33	6	3	-	24
BELGIUM*	2,081	1,307	628	114	32
CYPRUS	12	2	1	-	9
DENMARK*	54	5	21	16	12
FINLAND	19	5	2	2	10
FRANCE*	71	18	14	7	32
GERMANY (FED. REPUBLIC & WEST BERLIN)*	248,466	211,430	36,637	288	111
GREECE*	3,334	491	2,424	407	12
GREENLAND*	318	-	318	-	-
ICELAND*	2,791	2	1,017	1,678	94
IRELAND	9	2	2	-	5
ITALY*	12,179	4,057	4,252	3,628	242
LUXEMBOURG*	5	-	-	-	5
MALTA	1	1	-	-	-
NETHERLANDS*	2,466	771	1,670	16	9
NORWAY*	203	38	112	32	21
PORTUGAL*	1,400	65	1,014	311	10
SPAIN	8,651	30	4,866	3,584	171
SWEDEN	16	1	7	1	7

TABLE P309A

DEPARTMENT OF DEFENSE
ACTIVE DUTY MILITARY PERSONNEL STRENGTHS BY REGIONAL AREA AND BY COUNTRY
SEPTEMBER 30, 1981

REGIONAL AREA/COUNTRY	TOTAL	ARMY	AIR FORCE	NAVY	MARINE CORPS
SWITZERLAND	32	6	4	1	21
TURKEY*	5,125	1,216	3,828	61	20
UNITED KINGDOM*	25,101	184	22,388	2,249	280
AFLOAT	25,006	-	-	21,880	3,126
*EUROPEAN NATO	(303,594)	(219,584)	(74,323)	(8,807)	(880)
(2) EAST ASIA & PACIFIC	125,201	30,974	32,326	37,051	24,850
AUSTRALIA	657	7	267	374	9
BURMA	10	3	2	-	5
CHINA	11	4	1	2	4
FIJI	1	1	-	-	-
HONG KONG	40	7	6	12	15
INDONESIA	45	10	11	12	12
JAPAN (INCLUDING OKINAWA)	46,196	2,364	14,173	6,982	22,677
MALAYSIA	17	8	2	-	7
NEW ZEALAND	81	4	10	60	7
PHILIPPINES	14,500	30	8,489	4,962	1,019
REPUBLIC OF KOREA	38,254	28,486	9,332	311	125
SINGAPORE	24	4	1	11	8
THAILAND	100	46	32	10	12
AFLOAT	25,265	-	-	24,315	950
(3) AFRICA, NEAR EAST & SOUTH ASIA	17,193	464	485	14,195	2,049
AFGHANISTAN	6	1	-	-	5
ALGERIA	2	2	-	-	-
BAHRAIN	59	2	-	57	-
BANGLADESH	2	2	-	-	7
BRITISH INDIAN OCEAN TERRITORY (INCLUDES DIEGO GARCIA)	1,533	-	3	1,530	-
CAMEROON	7	2	-	-	5
CONGO	6	-	-	-	6
EGYPT	143	8	82	28	25
ETHIOPIA	6	-	-	-	6
GABON	6	-	-	-	6
GHANA	10	3	-	-	7
INDIA	38	4	4	4	26
ISRAEL	98	43	23	7	25
IVORY COAST	9	3	-	-	6
JORDAN	24	13	5	-	6
KENYA	34	13	6	-	15
KUWAIT	25	16	1	1	7
LEBANON	15	2	-	1	13

TABLE P309A

DEPARTMENT OF DEFENSE
ACTIVE DUTY MILITARY PERSONNEL STRENGTHS BY REGIONAL AREA AND BY COUNTRY

SEPTEMBER 30, 1981

REGIONAL AREA/COUNTRY	TOTAL	ARMY	AIR FORCE	NAVY	MARINE CORPS
LIBERIA	19				
MADAGASCAR	8	6	2	4	7
MALAWI	2	2		1	7
MALI	5				
MAURITIUS	5				5
MOROCCO	57	10	16	3	28
NEPAL	8	1			7
NIGER	6				6
NIGERIA	16	5	3		8
OMAN	8	5	1	1	1
PAKISTAN	24	3	6		15
ST. HELENA (INCLUDES ASCENSION ISLAND)	1		1		
SAUDI ARABIA	659	274	313	61	11
SENEGAL	11			2	9
SEYCHELLES	3		3		
SOMALIA	9	3			6
SOUTH AFRICA	19	2	3	2	12
SRI LANKA	8			3	5
SUDAN	19	7	3		9
SYRIA	11	2			9
TANZANIA, UNITED REPUBLIC OF	7				7
TUNISIA	24	14	1	1	8
UPPER VOLTA	7				7
YEMEN (SANA)	16	7	4		5
ZAIRE	21	9	5		7
ZAMBIA	5				5
AFLOAT	14,184			12,489	1,695
(4) WESTERN HEMISPHERE	21,079	7,408	2,143	9,251	2,276
ANTIGUA	117		4	113	
ARGENTINA	27	4	7	6	10
BAHAMAS, THE	42		2	35	5
BARBADOS	5			1	5
BERMUDA	1,339			1,255	84
BOLIVIA	11	4	1		6
BRAZIL	222	12	6	5	199
CANADA	655	11	251	379	14
CHILE	16	3	1	1	11
COLOMBIA	23	7	5	3	8
COSTA RICA	10	2			8
CUBA (GUANTANAMO)	2,164			1,700	464

TABLE P309A

DEPARTMENT OF DEFENSE
ACTIVE DUTY MILITARY PERSONNEL STRENGTHS BY REGIONAL AREA AND BY COUNTRY
SEPTEMBER 30, 1981

REGIONAL AREA/COUNTRY	TOTAL	ARMY	AIR FORCE	NAVY	MARINE CORPS
DOMINICAN REPUBLIC	17	3	1	4	9
ECUADOR	28	12	4	3	9
EL SALVADOR	43	20	1	1	21
GUATEMALA	13	5	1	-	7
GUYANA	6	-	-	-	6
HAITI	8	1	1	-	6
HONDURAS	22	12	4	-	6
JAMAICA	11	-	-	-	10
MEXICO	28	12	2	2	12
NICARAGUA	10	2	1	-	7
PANAMA	9,566	7,277	1,831	316	142
PARAGUAY	13	3	1	1	8
PERU	24	7	6	3	8
SURINAME	2	2	-	-	-
TURKS AND CAICOS ISLANDS	1	-	1	-	-
URUGUAY	12	4	1	2	5
VENEZUELA	30	5	11	4	10
AFLOAT	5,612	-	-	5,416	1,196
(5) ANTARCTICA	73	-	-	73	-
(6) EASTERN EUROPE	154	56	18	4	80
BULGARIA	7	2	2	-	5
CZECHOSLOVAKIA	12	1	3	-	6
GERMAN DEMOCRATIC REPUBLIC	40	34	-	-	6
HUNGARY	13	4	2	-	7
POLAND	16	3	1	-	12
ROMANIA	13	3	1	-	9
UNION OF SOVIET SOCIALIST REPUBLICS	40	6	5	3	26
YUGOSLAVIA	17	3	4	1	9
(7) UNDISTRIBUTED	756	55	17	684	-

NOTE. ASHORE INCLUDES TEMPORARILY SHORE-BASED.

Section 2

RESERVE MILITARY MANPOWER STATISTICS

TABLE R11.0

DEPARTMENT OF DEFENSE
RESERVE COMPONENT STRENGTH SUMMARY

NOVEMBER 30, 1981

RESERVES BY RESERVE CATEGORY			
TYPE OF DUTY	TOTAL	OFFICER	ENLISTED A/
TOTAL	2,213,028	687,527	1,525,501
READY RESERVE			
NOT ON ACTIVE DUTY	1,311,274	208,237	1,103,037
ACTIVE STATUS			
INACTIVE STATUS B/	1,301,994	207,535	1,094,459
	9,280	702	8,578
STANDBY RESERVE			
ON ACTIVE STATUS	53,262	51,453	6,809
INACTIVE STATUS	14,054	8,176	5,878
	44,208	43,277	931
RETIRED - RETIRED STATUS	843,492	427,837	415,655

A/ INCLUDES OFFICER CANDIDATES.

B/ INACTIVE NATIONAL GUARD AND REP'S IN NON-PAY STATUS.

RESERVES IN "PAID STATUS"			
SELECTED RESERVE	PAY GROUP	TOTAL	OFFICER ENLISTED
	A, B, C, F, P, T, Q	908,061	127,790
	U, AGR*		780,271

* FULL-TIME ACTIVE DUTY SUPPORT PERSONNEL

TABLE R12.0

DEPARTMENT OF DEFENSE
RESERVE STRENGTH - OFFICER AND ENLISTED
NOT ON ACTIVE DUTY

DATE	TOTAL	OFFICERS	ENLISTED A/
31 OCT 1981	2,225,173	687,476	1,537,697
30 NOV 1981	2,213,028	687,527	1,525,501

A/ INCLUDES OFFICER CANDIDATES.

TABLE R13.0

DEPARTMENT OF DEFENSE
READY RESERVE AND ACTIVE DUTY STRENGTH COMPARED TO STATUTORY LIMITATION

NOVEMBER 30, 1981

	TOTAL	ON ACTIVE DUTY	NOT ON ACTIVE DUTY
STATUTORY READY RESERVE LIMITATION A/	2,900,000		
DIFFERENCE	1,395,170		
READY RESERVE AND ACTIVE DUTY STRENGTH	1,504,830	173,699	1,331,131
COAST GUARD RESERVE	20,887	1,030	19,857
DOD RESERVE	1,483,943	172,669	1,311,274
ARMY	892,753	53,729	839,024
NATIONAL GUARD B/	402,433	543	401,890
ARMY RESERVE	490,320	53,186	437,134
NAVAL RESERVE	251,780	70,084	181,696
MARINE CORPS RESERVE	92,656	5,386	87,270
AIR FORCE	246,754	43,470	203,284
AIR NATIONAL GUARD C/	98,673	266	98,407
AIR FORCE RESERVE	148,081	43,204	104,877

A/ SECTION 205(B), ARMED FORCES RESERVE ACT OF 1952, AS AMENDED.
 B/ INCLUDES "INACTIVE NATIONAL GUARD" NUMBERING 9,280 AND REP'S NUMBERING 1 600.
 C/ INCLUDES REP'S IN A NON-PAY STATUS NUMBERING 120

TABLE R14.0

DEPARTMENT OF DEFENSE
RESERVE COMPONENT PERSONNEL BY RESERVE CATEGORY
NOT ON ACTIVE DUTY

DATE	TOTAL		
	READ	STANDBY	RETIRED
31 OCT 1981	1,317,425	60,352	947,396
30 NOV 1981	1,311,274	58,262	843,492

TABLE R14.0

DEPARTMENT OF DEFENSE
RESERVE COMPONENT PERSONNEL BY RESERVE CATEGORY
NOT ON ACTIVE DUTY

OFFICERS

DATE	TOTAL	READY	STANDBY	RETIRED
31 OCT 1981	687,476	206,817	53,307	427,352
30 NOV 1981	687,527	208,237	51,453	427,837

TABLE R14.0

DEPARTMENT OF DEFENSE
RESERVE COMPONENT PERSONNEL BY RESERVE CATEGORY
NOT ON ACTIVE DUTY

ENLISTED A/

DATE	TOTAL	READY	STANDBY	RETIRED
31 OCT 1981	1,537,697	1,110,608	7,045	420,044
30 NOV 1981	1,525,501	1,103,037	6,809	415,655

A/ INCLUDES OFFICER CANDIDATES

TABLE R21.0
DEPARTMENT OF DEFENSE
RESERVE PERSONNEL ON ACTIVE DUTY BY COMPONENT
NOVEMBER 30, 1981

COMPONENT/PERSONNEL	TOTAL	OFFICER	ENLISTED A/
TOTAL DEPARTMENT OF DEFENSE	172,669	118,980	53,689
ARMY - TOTAL	53,723	53,235	494
NATIONAL GUARD OF THE U. S.	543	457	86
ARMY RESERVE	53,186	52,778	408
NAVAL RESERVE	70,084	18,170	51,914
MARINE CORPS RESERVE	5,386	4,568	818
AIR FORCE - TOTAL	43,470	43,007	463
AIR NATIONAL GUARD OF THE U. S.	266	185	81
AIR FORCE RESERVE	43,204	42,822	382

A/ INCLUDES OFFICER CANDIDATES.

TABLE R22.0

DEPARTMENT OF DEFENSE
RESERVE STRENGTH ON ACTIVE DUTY A/

DATE	TOTAL DOD	ARMY			NAVAL RESERVE	MARINE CORPS RESERVE	AIR FORCE	
		NATIONAL GUARD	ARMY RESERVE	AIR NATIONAL GUARD			AIR FORCE RESERVE	
31 OCT 1981	171,064	559	53,083	69,053	5,408	297	42,664	
30 NOV 1981	172,669	543	53,186	70,084	5,386	266	43,204	

A/ CONTINUOUS OR EXTENDED ACTIVE DUTY.
EXCLUDES ACTIVE DUTY FOR RESERVE TRAINING.

TABLE R23.0

DEPARTMENT OF DEFENSE
RESERVE PERSONNEL BY COMPONENT AND CATEGORY
NOT ON ACTIVE DUTY

NOVEMBER 30, 1981

COMPONENT/ PERSONNEL	TOTAL	NAT'L GUARD OF THE U.S. A/	ARMY RESERVE	NAVAL RESERVE	MARINE CORPS RESERVE	AIR B/ NAT'L GUARD OF THE U.S.	AIR FORCE RESERVE
TOTAL	2,213,028	401,890	894,023	331,172	97,593	98,407	389,943
OFFICER	687,527	39,102	296,797	161,963	13,762	12,397	163,506
ENLISTED C/	1,525,501	362,788	597,226	169,209	83,831	86,010	226,437
READY RESERVE	1,311,274	401,890	437,134	181,696	87,270	98,407	104,877
OFFICER	208,237	39,102	92,078	36,530	6,079	12,397	22,051
ENLISTED C/	1,103,037	362,788	345,056	145,166	81,191	86,010	82,826
STANDBY RESERVE	58,262	-	1,161	19,209	1,749	-	36,143
OFFICER	51,453	-	286	17,510	1,586	-	32,071
ENLISTED	6,809	-	875	1,699	163	-	4,072
ACTIVE STATUS	14,054	-	1,040	1,644	1,644	-	9,726
OFFICER	8,176	-	167	88	1,482	-	6,439
ENLISTED	5,878	-	873	1,556	162	-	3,287
INACTIVE STATUS	44,208	-	121	17,565	105	-	26,417
OFFICER	43,277	-	119	17,422	104	-	25,632
ENLISTED	931	-	2	143	1	-	785
RETIRED RESERVE	643,492	-	455,728	130,267	8,574	-	248,923
OFFICER	427,837	-	204,433	107,923	6,097	-	109,384
ENLISTED	415,655	-	251,295	22,344	2,477	-	139,539

A/ INCLUDES "INACTIVE NATIONAL GUARD" NUMBERING 9,280 TOTAL, 702 OFFICERS, 8,578 ENLISTED
AND RESERVE ENLISTMENT PROGRAM (REPS) IN A NON-PAY STATUS NUMBERING 1,600.

B/ INCLUDES REPS IN A NON-PAY STATUS NUMBERING 120.

C/ INCLUDES OFFICER CANDIDATES.

TABLE R24.0

DEPARTMENT OF DEFENSE
RESERVE STRENGTH NOT ON ACTIVE DUTY A/

DATE	TOTAL DOD	ARMY				AIR FORCE		
		B/ NATIONAL GUARD	ARMY RESERVE	NAVAL RESERVE	MARINE CORPS RESERVE	AIR NATIONAL GUARD	AIR FORCE RESERVE	
31 OCT 1981	2,225,173	400,780	899,453	333,165	98,363	98,293	395,119	
30 NOV 1981	2,213,028	401,690	894,023	331,172	97,590	98,407	389,943	

A/ INCLUDES RESERVES ON ACTIVE DUTY
FOR RESERVE TRAINING PURPOSES.
B/ INCLUDES "INACTIVE" NATIONAL GUARD.

TABLE R26.5

DEPARTMENT OF DEFENSE
SELECTED RESERVE STRENGTH A/

COMPONENT/ PERSONNEL	OCT 1981	NOV 1981	DEC 1981	JAN 1982	FEB 1982	MAR 1982
TOTAL DOD	906,083	908,061				
OFFICERS	127,714	127,790				
ENLISTED	778,369	780,271				
ARMY NATIONAL GUARD						
OFFICERS	389,882	391,010				
ENLISTED	38,451	38,400				
	351,431	352,610				
ARMY RESERVE						
OFFICERS	232,404	233,398				
ENLISTED	44,411	44,649				
	187,993	188,749				
NAVAL RESERVE						
OFFICERS	86,989	86,522				
ENLISTED	16,328	16,138				
	70,661	70,384				
MARINE CORPS RESERVE						
OFFICERS	36,971	36,997				
ENLISTED	2,496	2,530				
	34,475	34,467				
AIR NATIONAL GUARD						
OFFICERS	98,167	98,287				
ENLISTED	12,369	12,397				
	85,798	85,890				
AIR FORCE RESERVE						
OFFICERS	61,670	61,847				
ENLISTED	13,659	13,676				
	48,011	48,171				

A/ INCLUDES PAY GROUPS A, B, C, F, P, T, Q, U, AGR (FULL-TIME ACTIVE DUTY SUPPORT PERSONNEL)

G L O S S A R Y O F T E R M S

Active Duty. Full-time duty in the active service of a uniformed service, including duty on the active list, full-time training duty, annual training duty, and attendance while in the active service, at a school designated as a service school by law or by the Secretary concerned.

Actual Strength. The number of personnel in, or projected to be in, an organization or account at a specified point in time.

Armed Forces of the United States. Includes the Army, Navy, Air Force, Marine Corps, and Coast Guard, and all components thereof.

Assigned Strength. Actual strength of an entire service, not necessarily equal to combined unit actual strengths since individuals may be assigned but not joined.

Authorized Strength. The total strength authorized by Congress (for internal Service applications only). Authorized strength may be used synonymously with documented strength as defined below.

Cadet or Midshipman Enrolled in the Reserve Officers Training Corps (ROTC) Program. A member of the Senior Reserve Officer Training Corps (SROTC) under 10 U.S.C. 2107 for tuition, fees, books, and laboratory expenses.

Continental United States. Unless otherwise qualified, means the 48 contiguous States and the District of Columbia.

Enlisted Member. A person enlisted, enrolled, or conscripted into the military service.

Enlistment. (1) A voluntary entrance into military service under enlisted status, as distinguished from induction through Selective Service.

(2) A period of time, contractual or prescribed by law, which enlisted members serve between enrollment and discharge.

Officer. A commissioned or warrant officer.

Reserve Components. The Army National Guard of the United States, Army Reserve, Naval Reserve, Marine Corps Reserve, Air National Guard of the United States, Air Force Reserve, Coast Guard Reserve, and the Reserve Corps of the Public Health Service.

Service Academy Cadet or Midshipman. A person in training at one of the service academies to become a commissioned officer.

Transients. All military members who are not available for duty while executing permanent change of station (PCS) orders. Transients shall comprise all military personnel in a travel, proceed, leave enroute, or temporary duty enroute status on PCS orders to execute an accession, separation, training, operational, or rotational move.

Warrant Officer. A person who holds a commission or warrant in a warrant officer grade.

ND