


1 OF 1

AD-A153 295

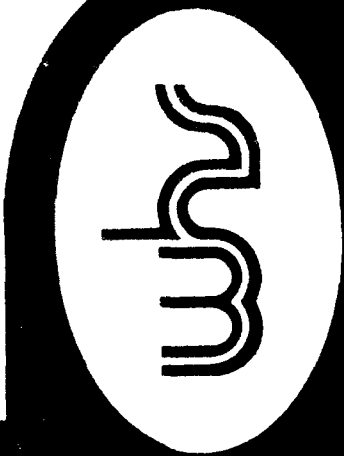


**THIS REPORT IS UNCLASSIFIED AND
ITS DISTRIBUTION IS UNLIMITED**



Department of Defense MILITARY MANPOWER STATISTICS

JANUARY 1982



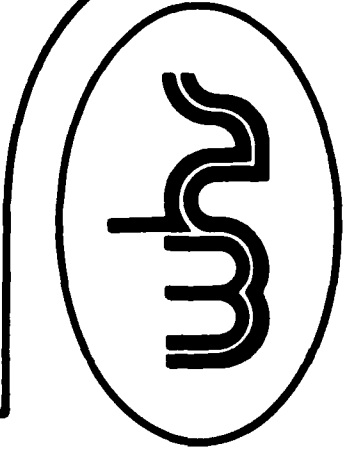
DIRECTORATE FOR INFORMATION
OPERATIONS AND REPORTS (DIOR)
THE PENTAGON, WASHINGTON, D.C.



Department of Defense
MILITARY MANPOWER STATISTICS

OSD

MAN-POWER AND REPORTS (DIOR)



DIRECTORATE FOR INFORMATION
 OPERATIONS AND REPORTS (DIOR)
 THE PENTAGON, WASHINGTON, D.C.

F O R E W O R D

MILITARY MANPOWER STATISTICS (MMS) is a monthly publication prepared by the Washington Headquarters Services, Directorate for Information Operations and Reports (WHS/DIOR) of the Office of the Secretary of Defense.

The MMS report presents audited statistical data pertaining to military personnel on active duty and personnel in military reserve components, for the current fiscal year on a monthly basis. The March, June, September, and December issues contain quarterly summaries of certain military manpower data as annotated in the Table of Contents. Although these tables are revised quarterly, they are published without changes in two subsequent monthly editions of this publication. The publication is generated from a computerized data base developed and maintained by the Manpower Management Information Division of WHS/DIOR.

The report is approved for public release at cost: distribution unlimited. Requests for additional copies and changes in distribution should be addressed to the Director, Washington Headquarters Services, Room 3E843, The Pentagon, Washington, D.C. 20301.

T A B L E O F C O N T E N T S

<u>Section 1</u>	<u>Active Duty Military Manpower Statistics</u>	<u>Page</u>
Table P10	Summary of Military Personnel	3
Table P11	Department of Defense Manpower Comparison	4
Table P22.1	Total Active Duty Military Personnel by Service	5
Table P23.1	Active Duty Officer Personnel and Percent of Total Military Personnel by Service	6
Table P23.3	Total Active Duty Military Personnel by Type	7
Table P23.4	Army Active Duty Military Personnel by Type	8
Table P23.5	Navy Active Duty Military Personnel by Type	9
Table P23.6	Marine Corps Active Duty Military Personnel by Type	10
Table P23.7	Air Force Active Duty Military Personnel by Type	11
Table P23.41	Army Active Duty Military Personnel	12
Table P23.51	Navy Active Duty Military Personnel	13
Table P23.61	Marine Corps Active Duty Military Personnel	14
Table P23.71	Air Force Active Duty Military Personnel	15
Table P25.6	Women Military Personnel on Active Duty Officers and Enlisted by Service	16

<u>Section 1</u>	<u>Active Duty Military Manpower Statistics</u>	<u>Page</u>
Table P26.0	Military Personnel on Active Duty by Grade in Which Serving	17
*Table P26.02	Female Military Personnel on Active Duty by Grade in Which Serving	18
Table P26.04	Military Personnel on Active Duty by Grade in Which Serving - Regular	19
Table P26.05	Military Personnel on Active Duty by Grade in Which Serving - Reserve	20
Table P27.1	Summary of Enlisted Personnel Procurement	21
Table P27.21	Army Enlisted Personnel Procurement	22
Table P27.22	Navy Enlisted Personnel Procurement	23
Table P27.23	Marine Corps Enlisted Personnel Procurement	24
Table P27.24	Air Force Enlisted Personnel Procurement	25
*Table P29.20-29.34	Reenlistment Rates by Service	26
*Table P309A	Active Duty Military Personnel Strength by Regional Area and by Country	29

* Prepared quarterly, this table is updated in March, June, September and December.

<u>Section 2</u>	<u>Reserve Military Manpower Statistics</u>	<u>Page</u>
Table R11.0	Reserve Component Strength Summary	35
Table R12.0	Reserve Strength - Officer and Enlisted Not on Active Duty	36
Table R13.0	Ready Reserve and Active Duty Strength Compared to Statutory Limitation	37
Table R14.0	Reserve Component Personnel by Reserve Category Not on Active Duty - Total	38
Table R14.0	Reserve Component Personnel by Reserve Category Not on Active Duty - Officers	39
Table R14.0	Reserve Component Personnel by Reserve Category Not on Active Duty - Enlisted	40
Table R21.0	Reserve Personnel on Active Duty by Component	41
Table R22.0	Reserve Strength on Active Duty	42
Table R23.0	Reserve Personnel by Component and Category Not on Active Duty	43
Table R24.0	Reserve Strength Not on Active Duty	44
Table R26.5	Selected Reserve Strength	45
Glossary of Terms		46

Section 1

ACTIVE DUTY MILITARY MANPOWER STATISTICS

TABLE P10
DEPARTMENT OF DEFENSE
SUMMARY OF MILITARY PERSONNEL

	TOTAL DOD	ARMY	NAVY	MARINE CORPS	AIR FORCE
1. ACTIVE DUTY MILITARY AS OF 31 JAN 1982					
OFFICER	285,903	101,626	65,538	18,240	100,499
ENLISTED	1,804,849	681,482	478,078	173,240	472,049
ACADEMY CADETS	13,064	4,275	4,550	-	4,239
TOTAL ACTIVE DUTY MILITARY	2,103,816	787,383	548,166	191,480	576,787
2. GUARD AND RESERVES AS OF 31 JAN 1982					
NATIONAL GUARD IN PAID STATUS	505,621	406,825	-	-	98,796
RESERVES IN PAID STATUS	1,704,953	894,050	328,248	95,753	386,902
	424,088	237,318	87,690	36,717	52,363
TOTAL GUARD AND RESERVES IN PAID STATUS	2,210,574	1,300,875	328,248	95,753	971,396
	918,414	632,985	87,690	36,717	322,044
3. OFFICER TRAINING IN COLLEGES A/ AS OF MAY 1981					
	99,659	70,975	7,323	-	21,361

A/ EXCLUDES 157,889 IN JUNIOR DIVISION, MILITARY
SCHOOLS AND NATIONAL DEFENSE CADETS CORPS.

TABLE P11
 DOD MANPOWER COMPARISON
 (MILITARY & CIVIL FUNCTIONS)

DATE	TOTAL DOD	ARMY		AIR FORCE			NAVY AND MARINE CORPS			A/ OSD/ JCS		
		MILI-TARY	B/ CIVIL- IAN	TOTAL	MILI-TARY	B/ CIVIL- IAN	TOTAL	NAVY MILI-TARY	MARINE CORPS MILI-TARY		B/ CIVIL- IAN	
31 OCT 81	3,088,111	782,809	356,078	1,138,887	573,198	237,124	810,322	542,550	191,522	325,056	1,059,128	79,774
30 NOV 81	3,102,801	784,749	359,213	1,143,962	574,250	238,815	813,065	546,709	191,410	327,401	1,065,520	80,254
31 DEC 81	3,102,095	783,621	360,292	1,143,913	574,459	239,794	814,253	544,713	190,239	328,438	1,063,390	80,539
31 JAN 82	3,112,182	787,383	360,279	1,147,662	576,787	239,720	816,507	548,166	191,480	327,918	1,067,584	80,449

A/ CIVILIAN PERSONNEL. MILITARY PERSONNEL ASSIGNED TO OSD, OJCS AND OTHER DEFENSE ACTIVITIES ARE REPORTED BY THEIR RESPECTIVE SERVICES.

B/ - TOTAL PAID EMPLOYEES- AS REPORTED OFFICIALLY TO THE OFFICE OF PERSONNEL MANAGEMENT; -EXCLUDES OVERSEAS SUPPORT PERSONNEL (INDIRECT HIRE).

TABLE P22.1

DEPARTMENT OF DEFENSE
TOTAL ACTIVE DUTY MILITARY PERSONNEL BY SERVICE

DATE	TOTAL DOD	ARMY	NAVY	MARINE CORPS	AIR FORCE
OCT 31, 1981	2,090,079	782,809	542,550	191,522	573,198
NOV 30, 1981	2,097,118	784,749	546,709	191,410	574,250
DEC 31, 1981	2,093,032	783,621	544,713	190,239	574,459
JAN 31, 1982	2,103,816	787,383	548,166	191,480	576,787

TABLE P23.1

DEPARTMENT OF DEFENSE
ACTIVE DUTY OFFICER PERSONNEL AND PERCENT OF TOTAL MILITARY PERSONNEL, BY SERVICE

DATE	TOTAL DOD		ARMY		NAVY		MARINE CORPS		AIR FORCE	
	NUMBER	%	NUMBER	%	NUMBER	%	NUMBER	%	NUMBER	%
OCT 31, 1981	285,600	13.7	101,734	13.0	65,666	12.1	18,302	9.6	99,898	17.4
NOV 30, 1981	285,006	13.6	101,212	12.9	65,629	12.0	18,153	9.5	100,012	17.4
DEC 31, 1981	285,431	13.6	101,408	12.9	65,586	12.0	18,254	9.6	100,183	17.4
JAN 31, 1982	285,903	13.6	101,626	12.9	65,538	12.0	18,240	9.5	100,499	17.4

TABLE P23.3

DEPARTMENT OF DEFENSE
TOTAL ACTIVE DUTY MILITARY PERSONNEL BY TYPE

DATE	OFFICERS	ENLISTED	OFFICER A/ CANDIDATES	TOTAL
OCT 31, 1981	285,600	1,791,174	13,305	2,090,079
NOV 30, 1981	285,006	1,798,856	13,256	2,097,118
DEC 31, 1981	285,431	1,794,406	13,195	2,093,032
JAN 31, 1982	285,903	1,804,849	13,064	2,103,816

A/ CONSISTS OF THE FOLLOWING:
FOR ARMY - CADETS, U. S. MILITARY ACADEMY
FOR NAVY - MIDSHIPMEN, U. S. NAVAL ACADEMY
FOR AIR FORCE - CADETS, U. S. AIR FORCE ACADEMY

TABLE P23.4

DEPARTMENT OF DEFENSE
ARMY ACTIVE DUTY MILITARY PERSONNEL BY TYPE

DATE	OFFICERS	ENLISTED	U. S. MILITARY ACADEMY	CADETS	TOTAL
OCT 31, 1981	101,734	676,712	4,363	4,363	782,809
NOV 30, 1981	101,212	679,202	4,335	4,335	784,749
DEC 31, 1981	101,408	677,900	4,313	4,313	783,621
JAN 31, 1982	101,626	681,462	4,275	4,275	787,363

TABLE P23.5

DEPARTMENT OF DEFENSE
NAVY ACTIVE DUTY MILITARY PERSONNEL BY TYPE

DATE	OFFICERS	ENLISTED	MIDSHIPMEN		TOTAL
			U.S. NAVAL	ACADEMY	
OCT 31, 1981	65,666	472,328	4,556		542,550
NOV 30, 1981	65,629	476,529	4,551		546,709
DEC 31, 1981	65,586	474,576	4,551		544,713
JAN 31, 1982	65,538	478,078	4,550		548,166

TABLE P23.6

DEPARTMENT OF DEFENSE
MARINE CORPS ACTIVE DUTY MILITARY PERSONNEL BY TYPE

DATE	OFFICERS	ENLISTED	TOTAL
OCT 31, 1981	18,302	173,220	191,522
NOV 30, 1981	18,153	173,257	191,410
DEC 31, 1981	18,254	171,985	190,239
JAN 31, 1982	18,240	173,240	191,480

TABLE P23.7
 DEPARTMENT OF DEFENSE
 AIR FORCE ACTIVE DUTY MILITARY PERSONNEL BY TYPE

DATE	OFFICERS	ENLISTED	CADETS U.S.A.F. ACADEMY	TOTAL
OCT 31, 1961	99,898	468,914	4,386	573,198
NOV 30, 1961	100,012	469,868	4,370	574,250
DEC 31, 1961	100,183	469,945	4,331	574,459
JAN 31, 1962	100,499	472,049	4,239	576,787

TABLE P23.41

DEPARTMENT OF DEFENSE
ARMY ACTIVE DUTY MILITARY PERSONNEL

REPORTED STRENGTH, AND ADJUSTMENTS TO REPORTED STRENGTH TO DERIVE "DIRECT PROGRAM STRENGTH" CHARGEABLE TO APPROPRIATION "MILITARY PERSONNEL, ARMY"

DATE	REPORTED STRENGTH		A/ EXCLUDABLES		(LESS) REIMBURSABLES		TOTAL	DIRECT PROGRAM STRENGTH CHARGEABLE TO APPROPRIATION "MILITARY PERSONNEL, ARMY"		CADETS USMA	
	TOTAL	OFF	ENL	OFF	ENL	OFFICER		ENLISTED	OFFICER	ENLISTED	
31 OCT 1981	782,809	378	3	368	134	100,988	781,926	676,575	4,363		
30 NOV 1981	784,749	378	3	355	131	100,479	783,882	679,068	4,335		
31 DEC 1981	783,621	374	2	349	130	100,685	782,766	677,768	4,313		
31 JAN 1982	787,383	371	4	352	133	100,903	786,523	681,345	4,275		

A/ ACTIVE DUTY PERSONNEL PAID BY AN APPROPRIATION OTHER THAN MILITARY PERSONNEL, ARMY, AND EXCLUDED FROM THE END STRENGTH OF THE ARMY, COMPRISED OF CIVIL WORKS PERSONNEL, AND USAR AND ARNG PERSONNEL ON STATUTORY TOURS.

TABLE P23.51

DEPARTMENT OF DEFENSE
NAVY ACTIVE DUTY MILITARY PERSONNEL

REPORTED STRENGTH, AND ADJUSTMENTS TO REPORTED STRENGTH TO DERIVE "DIRECT PROGRAM STRENGTH" CHARGEABLE TO APPROPRIATION "MILITARY PERSONNEL, NAVY"

DATE	REPORTED STRENGTH	TOTAL	PAID FROM A/ RES PERS APPN	OFF	ENL	OFFICER	ENLISTED	TOTAL	OFFICER	ENLISTED	OFFICER CANDIDATES
							(LESS) REIMBURSABLES				
31 OCT 1981	542,550	542,550	221	-	-	403	1,215	540,711	65,042	471,113	4,558
30 NOV 1981	546,709	546,709	222	-	-	404	1,198	544,885	65,003	475,331	4,551
31 DEC 1981	544,713	544,713	221	-	-	405	1,212	542,812	64,960	473,301	4,551
31 JAN 1982	548,166	548,166	217	-	-	414	1,232	546,303	64,907	476,846	4,550

A/ NAVAL RESERVE PERSONNEL ON ACTIVE DUTY UNDER PROVISIONS OF SEC. 265, TITLE 10, U.S. CODE PAID FROM THE NAVAL RESERVE PERSONNEL APPROPRIATION.

TABLE P23.61

DEPARTMENT OF DEFENSE
MARINE CORPS ACTIVE DUTY MILITARY PERSONNEL

REPORTED STRENGTH, AND ADJUSTMENTS TO REPORTED STRENGTH TO DERIVE "DIRECT PROGRAM STRENGTH" CHARGEABLE TO APPROPRIATION "MILITARY PERSONNEL, MARINE CORPS"

DATE	REPORTED STRENGTH	PAYD FROM A/ RES PERS APPN	(LESS) REIMBURSABLES	DIRECT PROGRAM STRENGTH CHARGEABLE TO APPN. "MILITARY PERSONNEL, MARINE CORPS"	OFFICER	ENLISTED	TOTAL	OFFICER	ENLISTED	OFFICER CANDIDATES
31 OCT 1981	191,522	105	24	191,392	18,173	173,219				-
30 NOV 1981	191,410	105	26	191,248	18,022	173,226				-
31 DEC 1981	190,239	104	26	190,079	18,124	171,955				-
31 JAN 1982	191,480	140	28	191,286	18,074	173,212				-

A/ MARINE CORPS RESERVE PERSONNEL ON ACTIVE DUTY UNDER PROVISIONS OF SEC. 265, TITLE 10, U.S. CODE PAID FROM THE MARINE CORPS RESERVE PERSONNEL APPROPRIATION.

TABLE P23.71

DEPARTMENT OF DEFENSE
AIR FORCE ACTIVE DUTY MILITARY PERSONNEL

REPORTED STRENGTH, AND ADJUSTMENTS TO REPORTED STRENGTH TO DERIVE "DIRECT PROGRAM STRENGTH" CHARGEABLE TO APPROPRIATION "MILITARY PERSONNEL, AIR FORCE"

DATE	REPORTED STRENGTH	ANG/AFR		ENL	(LESS) REIMBURSABLES		TOTAL	DIRECT PROGRAM STRENGTH CHARGEABLE TO APPROP. "MILITARY PERSONNEL, AIR FORCE"		USAF & AVCADS
		OFF	ENL		OFFICER	ENLISTED		OFFICER	ENLISTED	
31 OCT 1981	573,198	290	-	-						
30 NOV 1981	574,250	297	-	-						
31 DEC 1981	574,459	296	-	-						
31 JAN 1982	576,767	293	-	-						

TABLE P26.0

DEPARTMENT OF DEFENSE
MILITARY PERSONNEL ON ACTIVE DUTY BY GRADE IN WHICH SERVING A/

JANUARY 31, 1982

RANK/GRADE	TOTAL				MARINE CORPS	NAVY	ARMY	TOTAL DOD	AIR FORCE
	ADMIRAL	REAR ADMIRAL (U)	REAR ADMIRAL (L)	CAPTAIN					
GENERAL	-	33	9	9	2	13			
LT GENERAL	-	116	43	32	7	34			
MAJ GENERAL	-	369	147	78	23	121			
BRIG GENERAL	-	532	197	133	33	169			
COLONEL	-	14,254	4,672	3,771	582	5,229			
LIEUTENANT COL	-	32,824	11,008	7,718	1,518	12,580			
MAJOR	-	49,816	16,172	12,468	2,988	18,178			
CAPTAIN	-	90,243	31,709	18,173	4,827	35,534			
1ST LIEUTENANT	-	41,791	13,294	9,754	4,308	14,436			
2ND LIEUTENANT	-	37,723	10,333	10,489	2,695	14,206			
CHIEF WARRANT OFFICER W-4	-	2,183	1,511	521	151	-			
CHIEF WARRANT OFFICER W-3	-	5,242	4,166	999	77	-			
CHIEF WARRANT OFFICER W-2	-	5,791	4,884	1,393	514	-			
WARRANT OFFICER W-1	-	3,986	3,481	-	505	-			
TOTAL OFFICERS		285,903	101,626	65,538	18,240	100,499			
E-9		13,129	3,755	3,388	1,225	4,761			
E-8		34,755	13,223	8,663	3,383	9,486			
E-7		120,389	46,820	30,799	8,548	34,232			
E-6		212,794	78,336	67,326	13,606	53,526			
E-5		335,346	122,582	86,707	26,264	100,793			
E-4		409,420	184,783	87,848	29,410	107,379			
E-3		355,948	110,539	97,527	43,657	104,225			
E-2		158,743	52,523	51,817	26,397	28,006			
E-1		163,315	68,921	44,003	20,750	29,641			
TOTAL ENLISTED		1,804,849	681,482	478,078	173,240	472,049			
CADETS & MIDSHIPMEN		13,064	4,275	4,550	-	4,239			
GRAND TOTAL		2,103,816	787,383	548,166	191,480	576,787			

A/ INCLUDES REIMBURSABLE ACTIVE DUTY
MILITARY PAY STRENGTHS

TABLE P26.02

DEPARTMENT OF DEFENSE
 FEMALE MILITARY PERSONNEL ON ACTIVE DUTY BY GRADE IN WHICH SERVING A/
 DECEMBER 31, 1981

RANK/GRADE	TOTAL DOD	ARMY	NAVY	MARINE CORPS	AIR FORCE
GENERAL OF ARMY - FLEET ADMIRAL	-	-	-	-	-
GENERAL - ADMIRAL	-	-	-	-	-
LT GENERAL - VICE ADMIRAL	-	-	-	-	-
MAJ GENERAL - REAR ADMIRAL (U)	1	-	-	-	1
BRIG GENERAL - REAR ADMIRAL (L)	5	1	2	-	2
COLONEL - CAPTAIN	257	95	85	3	74
LIEUTENANT COL - COMMANDER	906	295	269	24	318
MAJOR - LT COMMANDER	2,440	872	777	59	732
CAPTAIN - LIEUTENANT	9,104	3,542	1,978	134	3,450
1ST LIEUTENANT - LIEUTENANT (JG)	5,828	1,763	1,253	153	2,659
2ND LIEUTENANT - ENSIGN	5,167	1,789	1,055	118	2,225
CHIEF WARRANT OFFICER W-4	6	1	3	2	-
CHIEF WARRANT OFFICER W-3	16	6	5	5	-
CHIEF WARRANT OFFICER W-2	82	65	8	9	-
WARRANT OFFICER W-1	77	67	-	10	-
TOTAL OFFICERS	23,909	8,496	5,435	517	9,461
E-9	43	21	3	6	13
E-8	174	89	31	25	29
E-7	1,139	661	218	104	156
E-6	6,169	3,022	1,997	296	854
E-5	29,233	12,115	5,959	1,261	9,898
E-4	49,666	20,704	8,218	1,767	18,977
E-3	43,557	14,414	10,446	1,671	17,026
E-2	15,744	6,025	4,730	1,309	3,680
E-1	17,027	8,727	3,935	814	3,551
TOTAL ENLISTED	162,752	65,778	35,537	7,253	54,184
CADETS & MIDSHIPMEN	1,142	416	208	-	518
GRAND TOTAL	187,803	74,690	41,180	7,770	64,163

A/ INCLUDES REIMBURSABLE ACTIVE DUTY
 MILITARY PAY STRENGTHS

TABLE P26.04

DEPARTMENT OF DEFENSE
MILITARY PERSONNEL ON ACTIVE DUTY BY GRADE IN WHICH SERVING

REGULAR A/

JANUARY 31, 1982

RANK/GRADE	TOTAL OOD	ARMY	NAVY	MARINE CORPS	AIR FORCE
GENERAL - ADMIRAL	33	9	9	2	13
LT GENERAL - VICE ADMIRAL	115	42	32	7	34
MAJ GENERAL - REAR ADMIRAL (U)	366	145	78	22	121
BRIG GENERAL - REAR ADMIRAL (L)	528	195	131	33	169
COLONEL - CAPTAIN	13,611	4,394	3,616	568	5,033
LIEUTENANT COL - COMMANDER	28,990	8,980	6,995	1,496	11,519
MAJOR - LT COMMANDER	39,059	9,505	10,819	2,896	14,839
CAPTAIN - LIEUTENANT	52,760	12,402	13,212	4,213	22,933
1ST LIEUTENANT - LIEUTENANT (JG)	14,756	5,364	5,262	2,253	1,877
2ND LIEUTENANT - ENSIGN	9,900	3,156	4,138	854	1,752
CHIEF WARRANT OFFICER W-4	1,754	1,096	510	148	-
CHIEF WARRANT OFFICER W-3	3,188	2,120	995	73	-
CHIEF WARRANT OFFICER W-2	2,777	852	1,355	510	-
WARRANT OFFICER W-1	522	20	-	502	-
TOTAL OFFICERS	167,299	48,280	47,152	13,577	58,290
E-9	12,989	3,754	3,263	1,216	4,756
E-8	34,381	13,217	8,325	3,362	9,477
E-7	119,001	46,805	29,477	8,508	34,211
E-6	209,390	78,329	64,022	13,546	53,493
E-5	330,778	122,578	81,319	26,144	100,737
E-4	402,470	184,735	81,068	29,378	107,289
E-3	341,287	110,492	83,049	43,584	104,162
E-2	147,512	52,482	40,857	26,312	27,861
E-1	153,511	68,714	34,519	20,644	29,634
TOTAL ENLISTED	1,751,319	681,106	425,899	172,694	471,620
REGULAR TOTAL	1,918,618	729,386	473,031	186,271	529,910

A/ REGULAR PLUS RETIRED REGULAR
OFFICERS ON ACTIVE DUTY.

TABLE P26.05
DEPARTMENT OF DEFENSE
MILITARY PERSONNEL ON ACTIVE DUTY BY GRADE IN WHICH SERVING

RESERVE A/

JANUARY 31, 1982

RANK/GRADE	TOTAL DOD	ARMY	NAVY	MARINE CORPS	AIR FORCE
GENERAL - ADMIRAL	-	-	-	-	-
LT GENERAL - VICE ADMIRAL	1	1	-	-	-
MAJ GENERAL - REAR ADMIRAL (U)	3	2	-	1	-
BRIQ GENERAL - REAR ADMIRAL (L)	4	2	2	-	-
COLONEL - CAPTAIN	643	278	155	14	196
LIEUTENANT COL - COMMANDER	3,834	2,028	723	22	1,061
MAJOR - LT COMMANDER	11,757	6,667	1,649	102	3,339
CAPTAIN - LIEUTENANT	37,463	19,307	4,961	614	12,601
1ST LIEUTENANT - LIEUTENANT (JG)	27,035	7,930	4,492	2,055	12,558
2ND LIEUTENANT - ENSIGN	27,823	7,177	6,351	1,841	12,454
CHIEF WARRANT OFFICER W-4	429	415	11	3	-
CHIEF WARRANT OFFICER W-3	2,054	2,046	4	4	-
CHIEF WARRANT OFFICER W-2	4,074	4,032	38	4	-
WARRANT OFFICER W-1	3,464	3,461	-	3	-
TOTAL OFFICERS	118,604	53,346	18,386	4,663	42,209
E-9	140	1	125	9	6
E-8	374	6	338	21	9
E-7	1,398	15	1,322	40	21
E-6	3,404	7	3,304	60	33
E-5	5,568	4	5,388	120	56
E-4	6,950	48	6,780	32	90
E-3	14,661	47	14,478	73	63
E-2	11,231	41	10,960	85	145
E-1	9,804	207	9,484	106	7
TOTAL ENLISTED	53,530	376	52,179	546	428
RESERVE TOTAL	172,134	53,722	70,565	5,209	42,638

A/ INCLUDES RESERVE, NATIONAL GUARD,
AUS, AND AFUS OFFICERS ON ACTIVE
DUTY

TABLE P27.1

DEPARTMENT OF DEFENSE
SUMMARY OF ENLISTED PERSONNEL PROCUREMENT
FISCAL YEAR 1982

	OCT 1981	NOV 1981	DEC 1981	JAN 1982	FEB 1982	MAR 1982
TOTAL DEPARTMENT OF DEFENSE	54,440	49,482	38,831	55,500		
INDUCTIONS	-	-	-	-	-	-
FIRST ENLISTMENTS	29,715	26,019	17,723	26,823		
IMMEDIATE REENLISTMENTS	18,876	17,829	18,214	22,879		
OTHER REENLISTMENTS	3,880	3,393	2,265	3,552		
RESERVES TO ACTIVE DUTY A/	1,969	2,241	629	2,246		
ARMY	21,293	15,909	17,755	20,034		
INDUCTIONS	-	-	-	-	-	-
FIRST ENLISTMENTS	12,147	8,812	8,680	10,004		
IMMEDIATE REENLISTMENTS	7,460	5,977	7,695	8,846		
OTHER REENLISTMENTS	1,630	1,068	1,347	1,084		
RESERVES TO ACTIVE DUTY	56	52	33	100		
NAVY	12,583	17,493	5,909	14,463		
INDUCTIONS	-	-	-	-	-	-
FIRST ENLISTMENTS	6,339	8,450	1,753	6,802		
IMMEDIATE REENLISTMENTS	3,551	5,364	3,291	4,127		
OTHER REENLISTMENTS	905	1,564	315	1,480		
RESERVES TO ACTIVE DUTY	1,788	2,115	550	2,054		
MARINE CORPS	6,824	4,840	3,590	5,997		
INDUCTIONS	-	-	-	-	-	-
FIRST ENLISTMENTS	4,417	3,052	1,761	3,523		
IMMEDIATE REENLISTMENTS	1,977	1,401	1,543	1,977		
OTHER REENLISTMENTS	318	321	247	412		
RESERVES TO ACTIVE DUTY	112	66	39	85		
AIR FORCE	13,740	11,240	11,577	15,006		
INDUCTIONS	-	-	-	-	-	-
FIRST ENLISTMENTS	6,812	5,705	5,529	6,494		
IMMEDIATE REENLISTMENTS	5,888	5,087	5,685	7,929		
OTHER REENLISTMENTS	1,027	440	356	576		
RESERVES TO ACTIVE DUTY	13	8	7	7		

A/ INCLUDES NATIONAL GUARD.

TABLE P27.21

DEPARTMENT OF DEFENSE
ARMY ENLISTED PERSONNEL PROCUREMENT
FISCAL YEAR 1982

	OCT 1981	NOV 1981	DEC 1981	JAN 1982	FEB 1982	MAR 1982
TOTAL	21,293	15,909	17,755	20,034		
REGULAR ENL. AND REENL. - TOTAL	21,237	15,857	17,722	19,934		
FIRST ENLISTMENTS	12,147	8,812	8,680	10,004		
REENLISTMENTS - TOTAL	9,090	7,045	9,042	9,930		
IMMEDIATE REENLISTMENTS	7,460	5,977	7,695	8,846		
FORMER REGULAR FORMER RESERVE & N.G. FORMER INDUCTEE	7,418 42 -	5,959 18 -	7,672 23 -	8,833 13 -		
REENL. OTHER THAN IMMEDIATE	1,630	1,068	1,347	1,084		
WITHIN 2-90 DAYS AFTER SEPARATION	182	114	118	91		
FORMER REGULAR FORMER RESERVE & N.G. FORMER INDUCTEE FORMER OFFICER	39 137 6 -	37 77 - -	29 79 10 -	16 65 10 -		
OVER 90 DAYS AFTER SEPARATION	1,448	954	1,229	993		
INDUCTIONS	-	-	-	-		
RESERVES AND N.G. CALLS	56	52	33	100		

TABLE P27.22

DEPARTMENT OF DEFENSE
NAVY ENLISTED PERSONNEL PROCUREMENT
FISCAL YEAR 1982

	OCT 1981	NOV 1981	DEC 1981	JAN 1982	FEB 1982	MAR 1982
TOTAL	12,583	17,493	5,909	14,463		
REGULAR ENL. AND REENL. - TOTAL	10,795	15,378	5,359	12,409		
FIRST ENLISTMENTS	6,339	8,450	1,753	6,802		
REENLISTMENTS - TOTAL	4,456	6,928	3,606	5,607		
IMMEDIATE REENLISTMENTS	3,551	5,364	3,291	4,127		
FORMER REGULAR	3,446	5,121	3,128	3,859		
FORMER RESERVE	105	243	163	268		
REENL. OTHER THAN IMMEDIATE	905	1,564	315	1,480		
WITHIN 2-90 DAYS AFTER SEPARATION	284	463	109	359		
FORMER REGULAR	284	463	109	359		
FORMER RESERVE	-	-	-	-		
OVER 90 DAYS AFTER SEPARATION	621	1,101	206	1,121		
INDUCTIONS	-	-	-	-		
RESERVES TO ACTIVE DUTY	1,788	2,115	550	2,054		
FIRST ENLISTMENTS	163	270	52	202		
REENLISTMENTS	150	169	93	124		
REPORTED TO ACTIVE DUTY	1,475	1,676	405	1,728		

TABLE P27.23

DEPARTMENT OF DEFENSE
MARINE CORPS ENLISTED PERSONNEL PROCUREMENT
FISCAL YEAR 1982

	OCT 1981	NOV 1981	DEC 1981	JAN 1982	FEB 1982	MAR 1982
TOTAL	6,824	4,840	3,590	5,997		
REGULAR ENL. AND REENL. - TOTAL	6,712	4,774	3,551	5,912		
FIRST ENLISTMENTS	4,417	3,052	1,761	3,523		
REENLISTMENTS - TOTAL	2,295	1,722	1,790	2,389		
IMMEDIATE REENLISTMENTS	1,977	1,401	1,543	1,977		
FORMER REGULAR A/ FORMER RESERVE FORMER INDUCTEE	1,940 37 -	1,363 38 -	1,511 32 -	1,940 37 -		
REENL. OTHER THAN IMMEDIATE	318	321	247	412		
WITHIN 2-90 DAYS AFTER SEPARATION	60	68	44	51		
FORMER REGULAR FORMER RESERVE FORMER INDUCTEE	51 9 -	61 7 -	36 7 1	41 10 -		
OVER 90 DAYS AFTER SEPARATION B/	258	253	203	361		
INDUCTIONS	-	-	-	-		
RESERVES TO ACTIVE DUTY	112	66	39	85		
FIRST ENLISTMENTS REENLISTMENTS REPORTED TO ACTIVE DUTY	- - 112	- - 66	- - 39	- - 85		

A/ INCLUDES EXTENSIONS FOR WHICH REENLISTMENT BONUS IS PAID.
B/ INCLUDES ENLISTMENTS OF FORMER OFFICERS.

TABLE P27.24
 DEPARTMENT OF DEFENSE
 AIR FORCE ENLISTED PERSONNEL PROCUREMENT
 FISCAL YEAR 1982

	OCT 1981	NOV 1981	DEC 1981	JAN 1982	FEB 1982	MAR 1982
TOTAL	13,740	11,240	11,577	15,006		
REGULAR ENL. AND REENL. - TOTAL	13,727	11,232	11,570	14,999		
FIRST ENLISTMENTS	6,812	5,705	5,529	6,494		
REENLISTMENTS - TOTAL	6,915	5,527	6,041	8,505		
IMMEDIATE REENLISTMENTS	5,888	5,087	5,685	7,929		
FORMER REGULAR FORMER RESERVE & N.G.	5,882 6	5,083 4	5,679 6	7,924 5		
REENL. OTHER THAN IMMEDIATE	1,027	440	356	576		
WITHIN 2-90 DAYS AFTER SEPARATION	-	-	-	-		
FORMER REGULAR FORMER RESERVE & N.G.	-	-	-	-		
OVER 90 DAYS AFTER SEPARATION A/	1,027	440	356	576		
INDUCTIONS	-	-	-	-		
RESERVES & N.G TO ACTIVE DUTY	13	8	7	7		

A/ INCLUDES ENLISTMENTS OF FORMER COMMISSIONED AND WARRANT OFFICERS.

TABLE P29.20-29.34

DEPARTMENT OF DEFENSE
REENLISTMENT RATES BY SERVICE

	A/ "UNADJUSTED" REENLISTMENT RATES FOR TOTAL REGULARS				B/ "ADJUSTED" REENLISTMENT RATES FOR TOTAL REGULARS				REENLISTMENT RATES FOR ARMY INDUCTEES			
	TOTAL DOD	ARMY	NAVY	MARINE CORPS	AIR FORCE	TOTAL DOD	ARMY	NAVY	MARINE CORPS	AIR FORCE	UN- ADJUSTED	AD- JUSTED
FY 1979												
ELIGIBLES	343,032	144,849	74,818	37,016	86,349	322,679	134,924	73,598	36,668	77,489	-	-
REENLISTMENTS	181,338	81,443	35,367	12,398	52,130	162,994	71,505	35,488	12,047	43,954	-	-
REENLISTMENT RATE	52.9%	56.2%	47.3%	33.5%	60.4%	50.5%	53.0%	48.2%	32.9%	56.7%	-	-
FY 1980												
ELIGIBLES	343,425	133,010	86,251	35,032	89,132	334,952	136,721	83,581	34,928	79,722	-	-
REENLISTMENTS	190,260	82,793	41,556	12,388	53,523	183,494	86,494	40,500	12,237	44,263	-	-
REENLISTMENT RATE	55.4%	62.2%	48.2%	35.4%	60.0%	54.8%	63.3%	46.5%	35.0%	55.5%	-	-
FY 1981												
ELIGIBLES	334,048	116,743	94,303	29,453	93,549	331,979	131,957	90,462	29,070	80,490	-	-
REENLISTMENTS	201,527	77,892	51,519	10,517	61,599	200,987	93,105	49,039	10,182	48,661	-	-
REENLISTMENT RATE	60.3%	66.7%	54.6%	35.7%	65.8%	60.5%	70.6%	54.2%	35.0%	60.5%	-	-
FY 1982 (3 MOS)												
ELIGIBLES	84,260	28,606	23,298	9,517	22,839	74,437	28,418	20,683	8,404	16,932	-	-
REENLISTMENTS	58,399	21,224	15,426	5,089	16,660	48,867	21,036	13,080	3,969	10,782	-	-
REENLISTMENT RATE	69.3%	74.2%	66.2%	53.5%	72.9%	65.6%	74.0%	63.2%	47.2%	63.7%	-	-

TABLE P29.20-29.34

DEPARTMENT OF DEFENSE
REENLISTMENT RATES BY SERVICE

	A/ "UNADJUSTED" REENLISTMENT RATES FOR FIRST-TERM REGULARS				B/ "ADJUSTED" REENLISTMENT RATES FOR FIRST-TERM REGULARS					
	TOTAL DOD	ARMY	NAVY	MARINE CORPS	AIR FORCE	TOTAL DOD	ARMY	NAVY	MARINE CORPS	AIR FORCE
FY 1979										
ELIGIBLES	171,034	62,909	45,204	21,029	41,892	159,966	59,604	44,306	20,925	35,151
REENLISTMENTS	64,001	27,027	16,949	4,107	15,918	64,369	23,714	17,080	4,010	9,565
REENLISTMENT RATE	37.4%	43.0%	37.5%	19.5%	38.0%	34.0%	39.8%	38.5%	19.2%	27.2%
FY 1980										
ELIGIBLES	165,525	50,288	53,670	19,364	42,203	161,232	52,231	51,976	19,575	37,450
REENLISTMENTS	64,762	25,434	19,721	4,493	15,114	61,610	27,370	19,138	4,672	10,430
REENLISTMENT RATE	39.1%	50.6%	36.7%	23.2%	35.8%	38.2%	52.4%	36.8%	23.9%	27.9%
FY 1981										
ELIGIBLES	161,600	38,762	55,107	23,875	43,856	158,676	43,013	53,583	24,120	37,960
REENLISTMENTS	69,435	21,312	22,968	6,340	18,815	67,709	25,563	22,521	6,630	12,995
REENLISTMENT RATE	43.0%	55.0%	41.7%	26.6%	42.9%	42.7%	59.4%	42.0%	27.5%	34.2%
FY 1982 (3 MOS)										
ELIGIBLES	36,637	7,830	12,270	5,867	10,670	31,946	7,319	11,377	5,304	7,946
REENLISTMENTS	19,554	5,057	6,482	2,215	5,800	18,074	4,546	5,789	1,647	3,092
REENLISTMENT RATE	53.4%	64.6%	52.8%	37.8%	54.4%	47.2%	62.1%	50.9%	31.1%	38.9%

TABLE P29.20-29.34
DEPARTMENT OF DEFENSE
REENLISTMENT RATES BY SERVICE

	A/ "UNADJUSTED" REENLISTMENT RATES FOR CAREER REGULARS					B/ "ADJUSTED" REENLISTMENT RATES FOR CAREER REGULARS				
	TOTAL DOD	ARMY	NAVY	MARINE CORPS	AIR FORCE	TOTAL DOD	ARMY	NAVY	MARINE CORPS	AIR FORCE
FY 1979										
ELIGIBLES	171,998	81,940	29,614	15,987	44,457	162,691	75,320	29,290	15,743	42,336
REENLISTMENTS	117,337	54,416	18,418	8,291	36,212	108,625	47,791	18,408	8,037	34,389
REENLISTMENT RATE	68.2%	66.4%	62.2%	51.9%	81.5%	66.8%	63.5%	62.8%	51.1%	81.2%
FY 1980										
ELIGIBLES	177,900	82,722	32,581	15,668	46,929	173,720	84,490	31,605	15,353	42,272
REENLISTMENTS	125,498	57,359	21,835	7,895	38,409	121,884	59,124	21,362	7,565	33,833
REENLISTMENT RATE	70.5%	69.3%	67.0%	50.4%	81.8%	70.2%	70.0%	67.6%	49.3%	80.0%
FY 1981										
ELIGIBLES	172,448	77,981	39,196	5,578	49,693	173,303	88,944	36,879	4,950	42,530
REENLISTMENTS	132,092	56,580	28,551	4,177	42,784	133,278	67,542	26,518	3,552	35,666
REENLISTMENT RATE	76.6%	72.6%	72.8%	74.9%	86.1%	76.9%	75.9%	71.9%	71.8%	83.9%
FY 1982 (3 MOS)										
ELIGIBLES	47,623	20,776	11,028	3,650	12,169	42,491	21,099	9,306	3,100	8,986
REENLISTMENTS	38,845	16,167	8,944	2,874	10,860	33,793	16,490	7,291	2,322	7,690
REENLISTMENT RATE	81.6%	77.8%	81.1%	78.7%	89.2%	79.5%	78.2%	78.3%	74.9%	85.6%

A/ "UNADJUSTED REENLISTMENT RATE" - THE RATIO OF TOTAL REENLISTMENTS OCCURRING IN A GIVEN PERIOD TO TOTAL SEPARATIONS ELIGIBLE TO REENLIST IN THE SAME PERIOD, EXPRESSED AS A PERCENTAGE.
 B/ "ADJUSTED REENLISTMENT RATE" - THE "UNADJUSTED" RATE ADJUSTED TO EXCLUDE THE EFFECTS OF: (1) EARLY SEPARATIONS FOR IMMEDIATE REENLISTMENTS AND (2) OTHER EARLY DISCHARGES OF ELIGIBLES UNDER EARLY RELEASE PROGRAMS.

TABLE F309A

DEPARTMENT OF DEFENSE
ACTIVE DUTY MILITARY PERSONNEL STRENGTHS BY REGIONAL AREA AND BY COUNTRY

DECEMBER 31, 1981

REGIONAL AREA/COUNTRY	TOTAL	ARMY	AIR FORCE	NAVY	MARINE CORPS
TOTAL WORLDWIDE	2,093,692	783,997	574,459	544,997	190,239
ASHORE	1,877,197	783,997	574,459	333,957	184,784
AFLOAT	216,495	-	-	211,040	5,455
U.S. TERRITORY AND SPECIAL LOCATIONS	1,606,032	527,445	459,353	465,139	156,095
CONTINENTAL U.S.	1,275,089	465,672	414,075	259,806	135,536
ALASKA	20,472	8,291	10,492	1,497	192
HAWAII	44,371	17,837	6,256	11,283	8,995
AMERICAN SAMOA	1	1	-	-	-
GUAM	6,641	25	3,855	4,393	368
JOHNSTON ATOLL	108	100	8	-	-
MIDWAY ISLANDS	387	-	43	344	-
PUERTO RICO	3,511	439	47	2,847	178
TRUST TERRITORY OF THE PACIFIC ISLANDS	31	31	-	-	-
VIRGIN ISLANDS OF THE U.S.	11	9	-	2	-
WAKE ISLAND	7	-	7	-	-
TRANSIENTS	92,962	35,040	24,570	22,526	10,826
AFLOAT	162,441	-	-	162,441	-
TOTAL FOREIGN COUNTRIES	485,660	256,552	115,106	79,858	34,144
ASHORE	431,606	256,552	115,106	31,259	28,689
AFLOAT	54,054	-	-	48,599	5,455
(1) WESTERN & SOUTHERN EUROPE	326,577	217,009	79,514	28,981	3,073
AUSTRIA	31	5	1	-	25
BELGIUM*	2,112	1,324	645	115	28
CYPRUS	12	2	1	-	9
DENMARK*	47	4	17	14	12
FINLAND	19	5	2	2	10
FRANCE*	93	38	14	7	34
GERMANY (FED. REPUBLIC & WEST BERLIN)*	245,689	208,565	36,742	281	99
GREECE*	3,265	457	2,402	391	16
GREENLAND*	309	-	309	-	-
ICELAND*	2,903	2	1,137	1,658	106
IRELAND	11	2	2	-	7
ITALY*	12,756	4,334	4,223	3,934	265
LUXEMBOURG*	5	-	-	-	5
MALTA	1	1	-	-	-
NETHERLANDS*	2,432	733	1,676	15	8
NORWAY*	203	38	115	30	20
PORTUGAL*	1,418	62	1,039	307	10
SPAIN	6,584	30	5,188	3,191	175
SWEDEN	17	1	7	2	7

TABLE P309A

DEPARTMENT OF DEFENSE
ACTIVE DUTY MILITARY PERSONNEL STRENGTHS BY REGIONAL AREA AND BY COUNTRY
DECEMBER 31, 1981

REGIONAL AREA/COUNTRY	TOTAL	ARMY	AIR FORCE	NAVY	MARINE CORPS
SWITZERLAND	39	11	4	1	23
TURKEY*	5,050	1,185	3,770	73	22
UNITED KINGDOM*	25,004	210	22,220	2,262	312
AFLOAT	16,577	-	-	16,596	1,881
*EUROPEAN NATO	(301,286)	(216,952)	(74,309)	(9,089)	(936)
(2) EAST ASIA & PACIFIC	124,492	31,490	32,811	32,858	27,333
AUSTRALIA	636	8	272	349	7
BURMA	11	3	2	-	6
CHINA	12	5	1	2	4
TAIWAN	-	-	-	-	-
HONG KONG	41	10	6	13	12
INDONESIA	48	12	11	12	13
JAPAN (INCLUDING OKINAWA)	47,269	2,364	14,261	7,111	23,533
MALAYSIA	17	8	2	-	7
NEW ZEALAND	66	2	10	48	6
PHILIPPINES	15,414	30	8,630	4,845	1,909
REPUBLIC OF KOREA	39,317	28,996	9,581	318	422
SINGAPORE	28	4	1	15	8
THAILAND	103	48	34	9	12
AFLOAT	21,530	-	-	20,136	1,394
(3) AFRICA, NEAR EAST & SOUTH ASIA	15,019	482	568	13,252	717
AFGHANISTAN	7	1	-	-	6
ALGERIA	2	2	-	-	-
BAHRAIN	58	2	-	56	-
BANGLADESH	4	-	-	-	-
BRITISH INDIAN OCEAN TERRITORY (INCLUDES DIEGO GARCIA)	1,641	-	2	1,639	4
CAMEROON	8	2	-	-	6
CONGO	6	-	-	-	6
EGYPT	180	32	95	28	25
ETHIOPIA	5	-	-	-	5
GABON	6	-	-	-	6
GHANA	9	2	-	-	7
INDIA	34	4	4	4	22
ISRAEL	99	41	26	8	24
IVORY COAST	10	3	-	-	7
JORDAN	21	11	5	-	5
KENYA	44	21	5	1	17
KUWAIT	21	14	1	-	6
LEBANON	16	2	-	1	13

TABLE P309A

DEPARTMENT OF DEFENSE
ACTIVE DUTY MILITARY PERSONNEL STRENGTHS BY REGIONAL AREA AND BY COUNTRY

DECEMBER 31, 1981

REGIONAL AREA/COUNTRY	TOTAL	ARMY	AIR FORCE	NAVY	MARINE CORPS
LIBERIA	19	7	2	4	6
MADAGASCAR	7	-	-	1	6
MALAWI	2	2	-	-	-
MALI	3	-	-	-	3
MAURITIUS	5	-	-	-	5
MOROCCO	46	10	8	3	25
NEPAL	8	2	-	-	6
NIGER	6	-	-	-	6
NIGERIA	15	4	3	-	8
OMAN	10	5	2	1	2
PAKISTAN	27	4	6	-	17
ST HELENA (INCLUDES ASCENSION ISLAND)	1	-	1	-	-
SAUDI ARABIA	723	264	389	61	9
SENEGAL	11	-	-	2	9
SEYCHELLES	4	-	4	-	-
SOMALIA	12	5	-	-	7
SOUTH AFRICA	19	2	3	2	12
SRI LANKA	9	-	-	3	6
SUDAN	14	4	2	-	8
SYRIA	12	2	-	-	10
TANZANIA, UNITED REPUBLIC OF	7	-	-	-	7
TUNISIA	29	16	1	2	10
UPPER VOLTA	6	-	-	-	6
YEMEN (SANA)	16	8	4	-	4
ZAIRE	24	10	5	-	9
ZAMBIA	4	-	-	-	4
AFLOAT	11,809	-	-	11,436	373
(4) WESTERN HEMISPHERE	16,642	7,454	2,124	4,133	2,931
ANTIGUA	124	-	1	123	-
ARGENTINA	24	4	7	4	9
BAHAMAS, THE	42	-	2	35	5
BARBADOS	5	-	-	1	4
BERMUDA	1,333	-	-	1,244	89
BOLIVIA	11	4	1	-	6
BRAZIL	219	12	7	5	195
CANADA	638	9	243	376	10
CHILE	15	3	1	1	10
COLOMBIA	26	7	5	3	11
COSTA RICA	11	2	-	-	9
CUBA (GUANTANAMO)	2,163	-	-	1,673	490

TABLE P309A

DEPARTMENT OF DEFENSE
ACTIVE DUTY MILITARY PERSONNEL STRENGTHS BY REGIONAL AREA AND BY COUNTRY

DECEMBER 31, 1981

REGIONAL AREA/COUNTRY	TOTAL	ARMY	AIR FORCE	NAVY	MARINE CORPS
DOMINICAN REPUBLIC	16	4	1	4	7
ECUADOR	22	5	5	3	9
EL SALVADOR	59	32	1	1	25
GUATEMALA	17	5	1	-	11
GUYANA	7	-	-	-	7
HAITI	7	1	1	-	5
HONDURAS	23	8	6	-	9
JAMAICA	11	-	-	-	10
MEXICO	27	7	5	2	13
NICARAGUA	10	2	1	-	7
PANAMA	9,616	7,329	1,816	315	156
PARAGUAY	11	3	1	1	6
PERU	24	7	6	3	8
SURINAME	2	2	-	-	-
TURKS AND CAICOS ISLANDS	1	-	1	-	-
URUGUAY	14	4	1	3	6
VENEZUELA	26	4	11	4	7
AFLOAT	2,138	-	-	331	1,807
(5) ANTARCTICA	69	-	-	69	-
(6) EASTERN EUROPE	178	64	19	5	90
BULGARIA	9	1	2	-	6
CZECHOSLOVAKIA	11	1	3	-	7
GERMAN DEMOCRATIC REPUBLIC	49	42	-	-	7
HUNGARY	12	4	2	-	6
POLAND	15	3	1	-	11
ROMANIA	11	3	1	-	7
UNION OF SOVIET SOCIALIST REPUBLICS	54	7	6	4	37
YUGOSLAVIA	17	3	4	1	9
(7) UNDISTRIBUTED	683	53	70	560	-

NOTE: ASHORE INCLUDES TEMPORARILY SHORE-BASED.

Section 2

RESERVE MILITARY MANPOWER STATISTICS

TABLE R11.0

DEPARTMENT OF DEFENSE
RESERVE COMPONENT STRENGTH SUMMARY

JANUARY 31, 1982

TYPE OF DUTY	RESERVES BY RESERVE CATEGORY		ENLISTED A/
	TOTAL	OFFICER	
TOTAL	2,210,574	686,743	1,523,831
READY RESERVE	1,308,165	206,547	1,101,618
NOT ON ACTIVE DUTY			
ACTIVE STATUS	1,298,932	205,858	1,093,074
INACTIVE STATUS B/	9,233	689	8,544
STANDBY RESERVE	57,746	51,336	6,410
ON ACTIVE STATUS	13,433	7,851	5,582
INACTIVE STATUS	44,313	43,485	828
RETIRED - RETIRED STATUS	844,663	428,860	415,803

A/ INCLUDES OFFICER CANDIDATES.

B/ INACTIVE NATIONAL GUARD AND REP'S IN NON-PAY STATUS.

SELECTED RESERVE	RESERVES IN "PAID STATUS"		
	PAY GROUP	TOTAL	OFFICER ENLISTED
A, B, C, F, P, T, Q	918,414	129,207	789,207
U, AGR*			

* FULL-TIME ACTIVE DUTY SUPPORT PERSONNEL

TABLE R12.0

DEPARTMENT OF DEFENSE
RESERVE STRENGTH - OFFICER AND ENLISTED
NOT ON ACTIVE DUTY

DATE	TOTAL	OFFICERS	ENLISTED A/
31 OCT 1981	2,225,173	687,476	1,537,697
30 NOV 1981	2,213,028	687,527	1,525,501
31 DEC 1981	2,209,695	687,384	1,522,311
31 JAN 1982	2,210,574	686,743	1,523,831

A/ INCLUDES OFFICER CANDIDATES.

TABLE R13.0

DEPARTMENT OF DEFENSE
 READY RESERVE AND ACTIVE DUTY STRENGTH COMPARED TO STATUTORY LIMITATION
 JANUARY 31, 1982

	TOTAL	ON ACTIVE DUTY	NOT ON ACTIVE DUTY
STATUTORY READY RESERVE LIMITATION A/	2,900,000		
DIFFERENCE	1,398,841		
READY RESERVE AND ACTIVE DUTY STRENGTH	1,501,159	173,132	1,328,027
COAST GUARD RESERVE	20,860	998	19,862
DOD RESERVE	1,480,299	172,134	1,308,165
ARMY	895,375	53,722	841,653
NATIONAL GUARD B/	407,374	549	406,825
ARMY RESERVE	488,001	53,173	434,828
NAVAL RESERVE	248,594	70,565	178,029
MARINE CORPS RESERVE	90,615	5,209	85,406
AIR FORCE	245,715	42,638	203,077
AIR NATIONAL GUARD C/	99,061	265	98,796
AIR FORCE RESERVE	146,654	42,373	104,281

A/ SECTION 205(B), ARMED FORCES RESERVE ACT OF 1952, AS AMENDED.
 B/ INCLUDES "INACTIVE NATIONAL GUARD" NUMBERING 9,233 AND REP'S NUMBERING 1,925.
 C/ INCLUDES REP'S IN A NON-PAY STATUS NUMBERING 137

TABLE R14.0

DEPARTMENT OF DEFENSE
RESERVE COMPONENT PERSONNEL BY RESERVE CATEGORY
NOT ON ACTIVE DUTY

DATE	TOTAL	READY	STANDBY	RETIRED
31 OCT 1981	2,225,173	1,317,425	60,352	847,396
30 NOV 1981	2,213,028	1,311,274	58,262	843,492
31 DEC 1981	2,209,695	1,309,312	57,170	843,213
31 JAN 1982	2,210,574	1,308,165	57,746	844,663

TABLE R14.0

DEPARTMENT OF DEFENSE
RESERVE COMPONENT PERSONNEL BY RESERVE CATEGORY
NOT ON ACTIVE DUTY

OFFICERS

DATE	TOTAL	READY	STANDBY	RETIRED
31 OCT 1981	687,476	206,817	53,307	427,352
30 NOV 1981	687,527	208,237	51,453	427,837
31 DEC 1981	687,384	208,291	50,716	428,377
31 JAN 1982	686,743	206,547	51,336	428,860

TABLE R14.0

DEPARTMENT OF DEFENSE
RESERVE COMPONENT PERSONNEL BY RESERVE CATEGORY
NOT ON ACTIVE DUTY

ENLISTED A/

DATE	TOTAL	READY	STANDBY	RETIRED
31 OCT 1981	1,537,697	1,110,608	7,045	420,044
30 NOV 1981	1,525,501	1,103,037	6,809	415,655
31 DEC 1981	1,522,311	1,101,021	6,454	414,836
31 JAN 1982	1,523,831	1,101,618	6,410	415,803

A/ INCLUDES OFFICER CANDIDATES.

TABLE R21.0

DEPARTMENT OF DEFENSE
RESERVE PERSONNEL ON ACTIVE DUTY BY COMPONENT

JANUARY 31, 1982

COMPONENT/PERSONNEL	TOTAL	OFFICER	ENLISTED A/
TOTAL DEPARTMENT OF DEFENSE	172,134	118,604	53,530
ARMY - TOTAL	53,722	53,346	376
NATIONAL GUARD OF THE U. S.	549	487	62
ARMY RESERVE	53,173	52,859	314
NAVAL RESERVE	70,565	18,386	52,179
MARINE CORPS RESERVE	5,209	4,663	546
AIR FORCE - TOTAL	42,638	42,209	429
AIR NATIONAL GUARD OF THE U. S.	265	187	78
AIR FORCE RESERVE	42,373	42,022	351

A/ INCLUDES OFFICER CANDIDATES.

TABLE R22.0

DEPARTMENT OF DEFENSE
RESERVE STRENGTH ON ACTIVE DUTY A/

DATE	TOTAL DOD	ARMY			MARINE CORPS RESERVE	AIR FORCE	
		NATIONAL GUARD	ARMY RESERVE	NAVAL RESERVE		AIR NATIONAL GUARD	AIR FORCE RESERVE
31 OCT 1981	171,064	559	53,083	69,053	5,408	297	42,664
30 NOV 1981	172,669	543	53,186	70,084	5,386	266	43,204
31 DEC 1981	172,325	525	53,334	69,911	5,277	260	43,218
31 JAN 1982	172,134	549	53,173	70,565	5,209	265	42,373

A/ CONTINUOUS OR EXTENDED ACTIVE DUTY.
EXCLUDES ACTIVE DUTY FOR RESERVE TRAINING.

TABLE R23.0

DEPARTMENT OF DEFENSE
RESERVE PERSONNEL BY COMPONENT AND CATEGORY
NOT ON ACTIVE DUTY

JANUARY 31, 1982

COMPONENT/ PERSONNEL	TOTAL	NAT'L GUARD OF THE U.S. A/	ARMY RESERVE	NAVAL RESERVE	MARINE CORPS RESERVE	AIR B/	
						NAT'L GUARD OF THE U.S.	AIR FORCE RESERVE
TOTAL	2,210,574	406,825	894,050	328,248	95,753	98,796	386,902
OFFICER	686,743	39,158	297,084	161,536	13,796	12,414	162,755
ENLISTED C/	1,523,831	367,667	596,966	166,712	81,957	86,382	224,147
READY RESERVE	1,308,165	406,825	434,828	178,029	85,406	98,796	104,281
OFFICER	206,547	39,158	91,482	35,525	6,084	12,414	21,684
ENLISTED C/	1,101,618	367,667	343,346	142,504	79,322	86,382	82,397
STANDBY RESERVE	57,746	-	1,244	19,660	1,775	-	35,067
OFFICER	51,336	-	306	18,076	1,631	-	31,323
ENLISTED	6,410	-	938	1,584	144	-	3,744
ACTIVE STATUS	13,433	-	1,114	1,543	1,666	-	9,110
OFFICER	7,851	-	178	87	1,523	-	6,063
ENLISTED	5,582	-	936	1,456	143	-	3,047
INACTIVE STATUS	44,313	-	130	18,117	109	-	25,957
OFFICER	43,485	-	128	17,989	108	-	25,260
ENLISTED	828	-	2	128	1	-	697
RETIRED RESERVE	844,663	-	457,978	130,559	6,572	-	247,554
OFFICER	428,860	-	205,296	107,935	6,081	-	109,548
ENLISTED	415,803	-	252,682	22,624	2,491	-	138,006

A/ INCLUDES "INACTIVE NATIONAL GUARD" NUMBERING 9,233 TOTAL, 689 OFFICERS, 8,544 ENLISTED
AND RESERVE ENLISTMENT PROGRAM (REPS) IN A NON-PAY STATUS NUMBERING 1,925.

B/ INCLUDES REPS IN A NON-PAY STATUS NUMBERING 137.

C/ INCLUDES OFFICER CANDIDATES.

TABLE R24.0

DEPARTMENT OF DEFENSE
RESERVE STRENGTH NOT ON ACTIVE DUTY A/

DATE	TOTAL OOD	ARMY			MARINE CORPS RESERVE	AIR FORCE	
		B/ NATIONAL GUARD	ARMY RESERVE	NAVAL RESERVE		AIR NATIONAL GUARD	AIR FORCE RESERVE
31 OCT 1981	2,225,173	400,780	899,453	333,165	98,363	98,293	395,119
30 NOV 1981	2,213,028	401,890	894,023	331,172	97,593	98,407	389,943
31 DEC 1981	2,209,695	404,257	894,061	327,890	96,675	98,646	388,166
31 JAN 1982	2,210,574	406,825	894,050	328,248	95,753	98,796	386,902

A/ INCLUDES RESERVES ON ACTIVE DUTY
FOR RESERVE TRAINING PURPOSES.
B/ INCLUDES "INACTIVE" NATIONAL GUARD.

TABLE R26.5

DEPARTMENT OF DEFENSE
SELECTED RESERVE STRENGTH A/

COMPONENT/ PERSONNEL	OCT 1981	NOV 1981	DEC 1981	JAN 1982	FEB 1982	MAR 1982
TOTAL DOD OFFICERS ENLISTED	906,083 127,714 778,369	908,061 127,790 780,271	913,181 128,615 784,566	918,414 129,207 789,207		
ARMY NATIONAL GUARD OFFICERS ENLISTED	389,882 38,451 351,431	391,010 38,400 352,610	393,121 38,464 354,657	395,667 38,469 357,198		
ARMY RESERVE OFFICERS ENLISTED	232,404 44,411 187,993	233,398 44,649 188,749	235,722 44,988 190,734	237,318 45,346 191,972		
NAVAL RESERVE OFFICERS ENLISTED	86,989 16,328 70,661	86,522 16,138 70,384	87,010 16,477 70,533	87,690 16,711 70,979		
MARINE CORPS RESERVE OFFICERS ENLISTED	36,971 2,496 34,475	36,997 2,530 34,467	36,661 2,523 34,138	36,717 2,531 34,186		
AIR NATIONAL GUARD OFFICERS ENLISTED	98,167 12,369 85,798	98,287 12,397 85,890	98,507 12,409 86,098	98,659 12,414 86,245		
AIR FORCE RESERVE OFFICERS ENLISTED	61,670 13,659 48,011	61,847 13,676 48,171	62,160 13,754 48,406	62,363 13,736 48,627		

A/ INCLUDES PAY GROUPS A, B, C, F, P, T, Q, U, AGR (FULL-TIME ACTIVE DUTY SUPPORT PERSONNEL)

G L O S S A R Y O F T E R M S

Active Duty. Full-time duty in the active service of a uniformed service, including duty on the active list, full-time training duty, annual training duty, and attendance while in the active service, at a school designated as a service school by law or by the Secretary concerned.

Actual Strength. The number of personnel in, or projected to be in, an organization or account at a specified point in time.

Armed Forces of the United States. Includes the Army, Navy, Air Force, Marine Corps, and Coast Guard, and all components thereof.

Assigned Strength. Actual strength of an entire service, not necessarily equal to combined unit actual strengths since individuals may be assigned but not joined.

Authorized Strength. The total strength authorized by Congress (for internal Service applications only). Authorized strength may be used synonymously with documented strength as defined below.

Cadet or Midshipman Enrolled in the Reserve Officers Training Corps (ROTC) Program. A member of the Senior Reserve Officer Training Corps (SROTC) under 10 U.S.C. 2107 for tuition, fees, books, and laboratory expenses.

Continental United States. Unless otherwise qualified, means the 48 contiguous States and the District of Columbia.

Enlisted Member. A person enlisted, enrolled, or conscripted into the military service.

Enlistment. (1) A voluntary entrance into military service under enlisted status, as distinguished from induction through Selective Service.

(2) A period of time, contractual or prescribed by law, which enlisted members serve between enrollment and discharge.

Officer. A commissioned or warrant officer.

Reserve Components. The Army National Guard of the United States, Army Reserve, Naval Reserve, Marine Corps Reserve, Air National Guard of the United States, Air Force Reserve, Coast Guard Reserve, and the Reserve Corps of the Public Health Service.

Service Academy Cadet or Midshipman. A person in training at one of the service academies to become a commissioned officer.

Transients. All military members who are not available for duty while executing permanent change of station (PCS) orders. Transients shall comprise all military personnel in a travel, proceed, leave enroute, or temporary duty enroute status on PCS orders to execute an accession, separation, training, operational, or rotational move.

Warrant Officer. A person who holds a commission or warrant in a warrant officer grade.

ND