

AD-A153 296

MILITARY MANPOWER STATISTICS, FEBRUARY, FY-82. (U)  
WASHINGTON HEADQUARTERS SERVICE (DOD) DIR FOR INFO  
OP & RPTS. FEB 82. DIOR/MO3-82/05

171

UNCLASSIFIED

F/G 5/5


N/L

1 OF 1  
ADA153 296

END  
FILMED  
1104 85

# 1 OF 1

# AD-A153 296




**THIS REPORT IS UNCLASSIFIED AND  
ITS DISTRIBUTION IS UNLIMITED**



Department of Defense  
**MILITARY MANPOWER STATISTICS**

**FEBRUARY 1982**

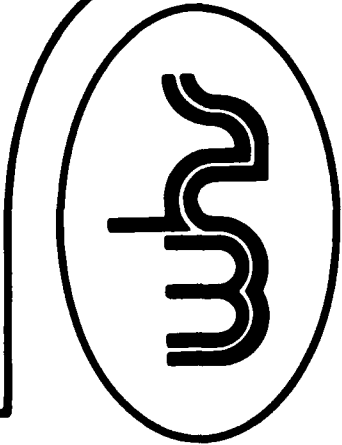




Department of Defense  
**MILITARY MANPOWER STATISTICS**

OSD

WASHINGTON HEADQUARTERS SERVICES



DIRECTORATE FOR INFORMATION  
 OPERATIONS AND REPORTS (DIOA)  
 THE PENTAGON, WASHINGTON, D.C.

## F O R E W O R D

MILITARY MANPOWER STATISTICS (MMS) is a monthly publication prepared by the Washington Headquarters Services, Directorate for Information Operations and Reports (WHS/DIOR) of the Office of the Secretary of Defense.

The MMS report presents audited statistical data pertaining to military personnel on active duty and personnel in military reserve components, for the current fiscal year on a monthly basis. The March, June, September, and December issues contain quarterly summaries of certain military manpower data as annotated in the Table of Contents. Although these tables are revised quarterly, they are published without changes in two subsequent monthly editions of this publication. The publication is generated from a computerized data base developed and maintained by the Manpower Management Information Division of WHS/DIOR.

The report is approved for public release at cost: distribution unlimited. Requests for additional copies and changes in distribution should be addressed to the Director, Information Operations and Reports, WHS, Room 1C535, The Pentagon, Washington, D.C. 20301.

T A B L E O F C O N T E N T S

<u>Section 1</u>	<u>Active Duty Military Manpower Statistics</u>	<u>Page</u>
Table P10	Summary of Military Personnel	3
Table P11	Department of Defense Manpower Comparison	4
Table P22.1	Total Active Duty Military Personnel by Service	5
Table P23.1	Active Duty Officer Personnel and Percent of Total Military Personnel by Service	6
Table P23.3	Total Active Duty Military Personnel by Type	7
Table P23.4	Army Active Duty Military Personnel by Type	8
Table P23.5	Navy Active Duty Military Personnel by Type	9
Table P23.6	Marine Corps Active Duty Military Personnel by Type	10
Table P23.7	Air Force Active Duty Military Personnel by Type	11
Table P23.41	Army Active Duty Military Personnel	12
Table P23.51	Navy Active Duty Military Personnel	13
Table P23.61	Marine Corps Active Duty Military Personnel	14
Table P23.71	Air Force Active Duty Military Personnel	15
Table P25.6	Women Military Personnel on Active Duty Officers and Enlisted by Service	16

<u>Section 1</u>	<u>Active Duty Military Manpower Statistics</u>	<u>Page</u>
Table P26.0	Military Personnel on Active Duty by Grade in Which Serving	17
*Table P26.02	Female Military Personnel on Active Duty by Grade in Which Serving	18
Table P26.04	Military Personnel on Active Duty by Grade in Which Serving - Regular	19
Table P26.05	Military Personnel on Active Duty by Grade in Which Serving - Reserve	20
Table P27.1	Summary of Enlisted Personnel Procurement	21
Table P27.21	Army Enlisted Personnel Procurement	22
Table P27.22	Navy Enlisted Personnel Procurement	23
Table P27.23	Marine Corps Enlisted Personnel Procurement	24
Table P27.24	Air Force Enlisted Personnel Procurement	25
*Table P29.20-29.34	Reenlistment Rates by Service	26
*Table P309A	Active Duty Military Personnel Strength by Regional Area and by Country	29

\* Prepared quarterly, this table is updated in March, June, September and December.

<u>Section 2</u>	<u>Reserve Military Manpower Statistics</u>	<u>Page</u>
Table R11.0	Reserve Component Strength Summary	35
Table R12.0	Reserve Strength - Officer and Enlisted Not on Active Duty	36
Table R13.0	Ready Reserve and Active Duty Strength Compared to Statutory Limitation	37
Table R14.0	Reserve Component Personnel by Reserve Category Not on Active Duty - Total	38
Table R14.0	Reserve Component Personnel by Reserve Category Not on Active Duty - Officers	39
Table R14.0	Reserve Component Personnel by Reserve Category Not on Active Duty - Enlisted	40
Table R21.0	Reserve Personnel on Active Duty by Component	41
Table R22.0	Reserve Strength on Active Duty	42
Table R23.0	Reserve Personnel by Component and Category Not on Active Duty	43
Table R24.0	Reserve Strength Not on Active Duty	44
Table R26.5	Selected Reserve Strength	45
Glossary of Terms		46

**Section 1**

**ACTIVE DUTY MILITARY MANPOWER STATISTICS**

TABLE P10

DEPARTMENT OF DEFENSE  
SUMMARY OF MILITARY PERSONNEL

	TOTAL DOD	ARMY	NAVY	MARINE CORPS	AIR FORCE
<b>1. ACTIVE DUTY MILITARY AS OF 28 FEB 1982</b>					
OFFICER	286,261	101,619	65,606	18,451	100,585
ENLISTED	1,809,926	684,890	476,880	174,078	474,078
ACADEMY CADETS	13,007	4,276	4,549	-	4,182
TOTAL ACTIVE DUTY MILITARY	2,109,194	790,785	547,035	192,529	576,845
<b>2. GUARD AND RESERVES AS OF 28 FEB 1982</b>					
NATIONAL GUARD IN PAID STATUS	508,902	410,022	-	-	98,880
RESERVES IN PAID STATUS	1,701,764	897,964	326,017	95,760	382,023
	426,305	238,977	88,043	36,717	62,568
TOTAL GUARD AND RESERVES IN PAID STATUS	2,210,666	1,307,986	326,017	95,760	361,806
	924,081	638,017	88,043	36,717	322,608
<b>3. OFFICER TRAINING IN COLLEGES A/ AS OF OCTOBER 1981</b>					
	105,725	72,463	8,511	-	24,751

A/ EXCLUDES 186,113 IN JUNIOR DIVISION, MILITARY  
SCHOOLS AND NATIONAL DEFENSE CADETS CORPS.

TABLE P11

DOD MANPOWER COMPARISON

(MILITARY & CIVIL FUNCTIONS)

DATE	TOTAL DOD	ARMY		AIR FORCE		NAVY AND MARINE CORPS		A/ OSD/ JCS			
		MILI-TARY	B/ CIVIL- IAN	MILI-TARY	B/ CIVIL- IAN	NAVY MILI- TARY	MARINE CORPS MILI- TARY		B/ CIVIL- IAN	TOTAL	
31 OCT 81	3,088,111	782,809	356,078	1,138,887	573,198	237,124	542,550	191,522	325,056	1,059,128	79,774
30 NOV 81	3,102,801	734,749	359,213	1,143,962	574,250	238,815	546,709	191,410	327,401	1,065,520	80,254
31 DEC 81	3,102,095	783,621	330,202	1,143,813	571,459	239,794	544,713	190,239	328,438	1,063,390	80,539
31 JAN 82	3,112,182	787,383	330,276	1,147,652	573,787	239,720	546,166	191,480	327,918	1,067,564	80,449
28 FEB 82	3,121,143	790,785	361,468	1,152,253	578,643	241,567	547,035	192,529	328,766	1,068,330	81,048

A/ CIVILIAN PERSONNEL. MILITARY PERSONNEL ASSIGNED TO OSD, OJCS AND OTHER DEFENSE ACTIVITIES ARE REPORTED BY THEIR RESPECTIVE SERVICES.

B/ -TOTAL PAID EMPLOYEES. AS REPORTED OFFICIALLY TO THE OFFICE OF PERSONNEL MANAGEMENT; EXCLUDES OVERSEAS SUPPORT PERSONNEL (INDIRECT HIRE).

TABLE P22.1

DEPARTMENT OF DEFENSE  
TOTAL ACTIVE DUTY MILITARY PERSONNEL BY SERVICE

DATE	TOTAL DOD	ARMY	NAVY	MARINE CORPS	AIR FORCE
OCT 31, 1981	2,090,079	782,809	542,550	191,522	573,198
NOV 30, 1981	2,097,118	784,749	546,709	191,410	574,250
DEC 31, 1981	2,093,032	783,621	544,713	190,239	574,459
JAN 31, 1982	2,103,816	787,383	543,166	191,480	576,787
FEB 28, 1982	2,109,194	790,785	547,035	192,529	578,845

TABLE P23.1

DEPARTMENT OF DEFENSE  
ACTIVE DUTY OFFICER PERSONNEL AND PERCENT OF TOTAL MILITARY PERSONNEL, BY SERVICE

DATE	TOTAL DOD		ARMY		NAVY		MARINE CORPS		AIR FORCE	
	NUMBER	%	NUMBER	%	NUMBER	%	NUMBER	%	NUMBER	%
OCT 31, 1981	285,600	13.7	101,734	13.0	65,666	12.1	18,302	9.6	99,898	17.4
NOV 30, 1981	285,006	13.6	101,212	12.9	65,629	12.0	18,153	9.5	100,012	17.4
DEC 31, 1981	285,431	13.6	101,408	12.9	65,586	12.0	18,254	9.6	100,183	17.4
JAN 31, 1982	285,903	13.6	101,626	12.9	65,538	12.0	18,240	9.5	100,499	17.4
FEB 28, 1982	286,261	13.6	101,619	12.9	65,606	12.0	18,451	3.6	100,585	17.4

TABLE P23.3

DEPARTMENT OF DEFENSE  
TOTAL ACTIVE DUTY MILITARY PERSONNEL BY TYPE

DATE	OFFICERS	ENLISTED	A/ OFFICER CANDIDATES	TOTAL
OCT 31, 1981	285,600	1,791,174	13,305	2,090,079
NOV 30, 1981	285,006	1,798,856	13,256	2,097,118
DEC 31, 1981	285,431	1,794,406	13,195	2,093,032
JAN 31, 1982	285,903	1,804,849	13,064	2,103,816
FEB 28, 1982	286,261	1,809,926	13,007	2,109,194

A/ CONSISTS OF THE FOLLOWING:  
FOR ARMY - CADETS, U. S. MILITARY ACADEMY  
FOR NAVY - MIDSHPMEN, U. S. NAVAL ACADEMY  
FOR AIR FORCE - CADETS, U. S. AIR FORCE ACADEMY

TABLE P23.4

DEPARTMENT OF DEFENSE  
ARMY ACTIVE DUTY MILITARY PERSONNEL BY TYPE

DATE	OFFICERS	ENLISTED	U.S. MILITARY ACADEMY	CADETS	TOTAL
OCT 31, 1981	101,734	676,712	4,363	782,809	
NOV 30, 1981	101,212	679,202	4,335	784,749	
DEC 31, 1981	101,408	677,900	4,313	783,621	
JAN 31, 1982	101,626	681,482	4,275	787,383	
FEB 28, 1982	101,619	684,890	4,276	790,785	

TABLE P23.5

DEPARTMENT OF DEFENSE  
NAVY ACTIVE DUTY MILITARY PERSONNEL BY TYPE

DATE	OFFICERS	ENLISTED	MIDSHIPMEN U.S. NAVAL ACADEMY	TOTAL
OCT 31, 1981	65,666	472,328	4,556	542,550
NOV 30, 1981	65,629	476,529	4,551	546,709
DEC 31, 1981	65,586	474,576	4,551	544,713
JAN 31, 1982	65,538	478,078	4,550	548,166
FEB 28, 1982	65,606	476,880	4,549	547,035

TABLE P23.6

DEPARTMENT OF DEFENSE  
MARINE CORPS ACTIVE DUTY MILITARY PERSONNEL BY TYPE

DATE	OFFICERS	ENLISTED	TOTAL
OCT 31, 1981	18,302	173,220	191,522
NOV 30, 1981	18,153	173,257	191,410
DEC 31, 1981	18,254	171,985	190,239
JAN 31, 1982	18,240	173,240	191,480
FEB 28, 1982	18,451	174,073	192,529

TABLE P23.7

DEPARTMENT OF DEFENSE  
AIR FORCE ACTIVE DUTY MILITARY PERSONNEL BY TYPE

DATE	OFFICERS	ENLISTED	CADETS U.S.A.F. ACADEMY	TOTAL
OCT 31, 1981	99,898	468,914	4,366	573,198
NOV 30, 1981	100,012	469,868	4,370	574,250
DEC 31, 1981	100,183	469,945	4,331	574,459
JAN 31, 1982	100,499	472,049	4,239	576,787
FEB 28, 1982	100,585	474,078	4,162	578,845

TABLE P23.41

DEPARTMENT OF DEFENSE  
ARMY ACTIVE DUTY MILITARY PERSONNEL

REPORTED STRENGTH, AND ADJUSTMENTS TO REPORTED STRENGTH TO DERIVE "DIRECT PROGRAM STRENGTH" CHARGEABLE TO APPROPRIATION "MILITARY PERSONNEL, ARMY"

DATE	REPORTED STRENGTH	A/ EXCLUDABLE'S	OFF	ENL	TOTAL	REIMBURSABLES (LESS)	OFF	ENL	TOTAL	OFFICER	ENLISTED	CADETS USMA
31 OCT 1981	782,809	378	378	3	782,809	368	368	134	781,926	100,988	676,575	4,363
30 NOV 1981	784,749	378	378	3	784,749	355	355	131	783,882	100,479	679,068	4,335
31 DEC 1981	783,621	374	374	2	783,621	349	349	130	782,766	100,685	677,768	4,313
31 JAN 1982	787,383	371	371	4	787,383	352	352	133	786,523	100,903	681,345	4,275
28 FEB 1982	790,785	377	377	4	790,785	362	362	140	789,902	100,880	684,746	4,276

A/ ACTIVE DUTY PERSONNEL PAID BY AN APPROPRIATION OTHER THAN MILITARY PERSONNEL, ARMY, AND EXCLUDED FROM THE END STRENGTH OF THE ARMY. COMPRISED OF CIVIL WORKS PERSONNEL, AND USAR AND ARNG PERSONNEL ON STATUTORY TOURS.

TABLE P23.51

DEPARTMENT OF DEFENSE  
NAVY ACTIVE DUTY MILITARY PERSONNEL

REPORTED STRENGTH, AND ADJUSTMENTS TO REPORTED STRENGTH TO DERIVE "DIRECT PROGRAM STRENGTH" CHARGEABLE TO APPROPRIATION "MILITARY PERSONNEL, NAVY"

DATE	REPORTED STRENGTH	PAID FROM A/ RES PERS APPN	TOTAL	(LESS)		DIRECT PROGRAM STRENGTH CHARGEABLE TO		OFFICER CANDIDATES	
				OFFICER	ENLISTED	REINBURSABLES	APPROPRIATION "MILITARY PERSONNEL, NAVY"		
31 OCT 1981	542,550	221	542,550	403	1,215	540,711	65,042	471,113	4,556
30 NOV 1981	546,709	222	546,709	404	1,198	544,885	65,003	475,331	4,551
31 DEC 1981	544,713	221	544,713	405	1,212	542,812	64,960	473,301	4,551
31 JAN 1982	548,166	217	548,166	414	1,232	546,303	64,907	476,846	4,550
28 FEB 1982	547,035	217	547,035	412	1,241	545,165	64,977	475,639	4,549

A/ NAVAL RESERVE PERSONNEL ON ACTIVE DUTY UNDER PROVISIONS OF SEC. 265, TITLE 10, U.S. CODE PAID FROM THE NAVAL RESERVE PERSONNEL APPROPRIATION.

TABLE P23.61

DEPARTMENT OF DEFENSE  
MARINE CORPS ACTIVE DUTY MILITARY PERSONNEL

REPORTED STRENGTH, AND ADJUSTMENTS TO REPORTED STRENGTH TO DERIVE "DIRECT PROGRAM STRENGTH" CHARGEABLE TO APPROPRIATION "MILITARY PERSONNEL, MARINE CORPS"

DATE	REPORTED STRENGTH	TOTAL	PAID FROM A/ RES PERS APPN	OFFICER	(LESS) REIMBURSALES	ENLISTED	TOTAL	OFFICER	ENLISTED	DIRECT PROGRAM STRENGTH CHARGEABLE TO APPN. "MILITARY PERSONNEL, MARINE CORPS"	OFFICER CANDIDATES
31 OCT 1981	191,522	191,522	105	24	1	191,392	18,173	173,219	-	-	-
30 NOV 1981	191,410	191,410	105	26	31	191,248	18,022	173,226	-	-	-
31 DEC 1981	190,239	190,239	104	26	30	190,079	18,124	171,955	-	-	-
31 JAN 1982	191,480	191,480	140	26	28	191,286	18,074	173,212	-	-	-
28 FEB 1982	192,529	192,529	129	28	25	192,347	18,294	174,053	-	-	-

A/ MARINE CORPS RESERVE PERSONNEL ON ACTIVE DUTY UNDER PROVISIONS OF SEC. 265, TITLE 10, U.S. CODE PAID FROM THE MARINE CORPS RESERVE PERSONNEL APPROPRIATION.

TABLE P23.71

DEPARTMENT OF DEFENSE  
AIR FORCE ACTIVE DUTY MILITARY PERSONNEL

REPORTED STRENGTH, AND ADJUSTMENTS TO REPORTED STRENGTH TO DERIVE "DIRECT PROGRAM STRENGTH" CHARGEABLE TO APPROPRIATION "MILITARY PERSONNEL, AIR FORCE"

DATE	REPORTED STRENGTH	ANG/AFR	(LESS) REIMBURSABLES	DIRECT PROGRAM STRENGTH CHARGEABLE TO APPROP. "MILITARY PERSONNEL, AIR FORCE"	TOTAL	OFFICER	ENLISTED	OFFICER	ENLISTED	USAF & AVCADS
31 OCT 1981	573,198									
30 NOV 1981	574,250									
31 DEC 1981	574,459									
31 JAN 1982	576,787									
28 FEB 1982	578,845									

TABLE F25.6

DEPARTMENT OF DEFENSE  
WOMEN MILITARY PERSONNEL ON ACTIVE DUTY, OFFICERS, AND ENLISTED BY SERVICE

DATE	TOTAL DOD			ARMY			NAVY			MARINE CORPS			AIR FORCE		
	TOTAL	OFF	ENL AND OFF CAND	TOTAL	OFF	ENL	TOTAL	OFF	ENL AND OFF CAND	TOTAL	OFF	ENL	TOTAL	OFF	ENL
31 OCT 81	185,899	23,573	162,326	73,983	8,364	65,619	40,354	5,409	34,945	7,703	495	7,208	63,859	9,305	54,554
30 NOV 81	187,757	23,802	163,955	74,542	8,415	66,127	41,163	5,406	35,757	7,823	520	7,303	64,229	9,461	54,768
31 DEC 81	187,803	23,909	163,894	74,690	8,456	66,194	41,180	5,435	35,745	7,770	517	7,253	64,163	9,461	54,702
31 JAN 82	190,075	24,142	165,933	75,566	8,589	67,007	42,070	5,457	36,613	8,019	540	7,479	64,420	9,586	54,834
28 FEB 82	191,097	24,210	166,887	76,067	8,595	67,472	42,286	5,460	36,829	8,120	540	7,580	64,621	9,615	55,006

TABLE P26.0

DEPARTMENT OF DEFENSE  
MILITARY PERSONNEL ON ACTIVE DUTY BY GRADE IN WHICH SERVING A/  
FEBRUARY 28, 1982

RANK/GRADE	TOTAL DCD	ARMY	NAVY	MARINE CORPS	AIR FORCE
GENERAL - ADMIRAL	33	10	8	2	13
LT GENERAL - VICE ADMIRAL	115	43	31	7	34
MAJ GENERAL - REAR ADMIRAL (U)	368	146	78	23	121
BRIG GENERAL - REAR ADMIRAL (L)	534	197	135	33	169
COLONEL - CAPTAIN	14,299	4,668	3,789	582	5,260
LIEUTENANT COL - COMMANDER	32,852	10,981	7,716	1,527	12,628
MAJOR - LT COMMANDER	49,792	16,151	12,477	3,001	18,163
CAPTAIN - LIEUTENANT	90,683	32,210	18,231	4,864	35,378
1ST LIEUTENANT - LIEUTENANT (JG)	41,635	13,079	9,616	4,191	14,749
2ND LIEUTENANT - ENSIGN	37,544	10,014	10,630	2,830	14,070
CHIEF WARRANT OFFICER W-4	2,183	1,520	516	147	-
CHIEF WARRANT OFFICER W-3	5,329	4,174	993	162	-
CHIEF WARRANT OFFICER W-2	6,984	4,911	1,386	687	-
WARRANT OFFICER W-1	3,910	3,515	-	395	-
<b>TOTAL OFFICERS</b>	<b>286,261</b>	<b>101,619</b>	<b>65,606</b>	<b>18,451</b>	<b>100,585</b>
E-9	13,288	3,871	3,416	1,248	4,753
E-8	34,827	13,300	8,623	3,425	9,479
E-7	121,166	45,926	30,976	8,795	34,469
E-6	212,367	78,791	67,066	13,023	53,487
E-5	339,647	122,191	87,168	27,317	102,971
E-4	412,558	188,097	87,572	31,618	105,271
E-3	354,630	108,320	99,058	41,338	105,914
E-2	164,317	54,049	52,516	27,656	30,096
E-1	157,126	69,345	40,485	19,653	27,638
<b>TOTAL ENLISTED</b>	<b>1,809,925</b>	<b>684,890</b>	<b>476,820</b>	<b>174,078</b>	<b>474,078</b>
<b>CADETS &amp; MIDSHIPMEN</b>	<b>13,007</b>	<b>4,276</b>	<b>4,549</b>	<b>-</b>	<b>4,182</b>
<b>GRAND TOTAL</b>	<b>2,109,194</b>	<b>790,785</b>	<b>547,035</b>	<b>192,529</b>	<b>578,845</b>

A/ INCLUDES REIMBURSABLE ACTIVE DUTY  
MILITARY PAY STRENGTHS

TABLE P26.02

DEPARTMENT OF DEFENSE  
FEMALE MILITARY PERSONNEL ON ACTIVE DUTY BY GRADE IN WHICH SERVING A/

DECEMBER 31, 1981

RANK/GRADE	TOTAL DOD	ARMY	NAVY	MARINE CORPS	AIR FORCE
GENERAL - ADMIRAL	-	-	-	-	-
LT GENERAL - VICE ADMIRAL	-	-	-	-	-
MAJ GENERAL - REAR ADMIRAL (U)	1	-	-	-	1
BRIG GENERAL - REAR ADMIRAL (L)	5	1	2	-	2
COLONEL - CAPTAIN	257	95	85	3	74
LIEUTENANT COL - COMMANDER	906	295	269	24	318
MAJOR - LT COMMANDER	2,440	872	777	59	732
CAPTAIN - LIEUTENANT	9,104	3,542	1,978	134	3,450
1ST LIEUTENANT - LIEUTENANT (JG)	5,828	1,763	1,253	153	2,659
2ND LIEUTENANT - ENSIGN	5,187	1,789	1,055	118	2,225
CHIEF WARRANT OFFICER W-4	6	1	3	2	-
CHIEF WARRANT OFFICER W-3	16	6	5	5	-
CHIEF WARRANT OFFICER W-2	82	65	8	9	-
WARRANT OFFICER W-1	77	67	-	10	-
<b>TOTAL OFFICERS</b>	<b>23,909</b>	<b>8,496</b>	<b>5,435</b>	<b>517</b>	<b>9,461</b>
E-9	43	21	3	6	13
E-8	174	89	31	25	29
E-7	1,139	661	218	104	156
E-6	6,169	3,022	1,997	296	854
E-5	29,233	12,115	5,959	1,261	9,898
E-4	49,666	20,704	8,218	1,767	18,977
E-3	43,557	14,414	10,446	1,671	17,026
E-2	15,744	6,025	4,730	1,309	3,680
E-1	17,027	8,727	3,935	814	3,551
<b>TOTAL ENLISTED</b>	<b>162,752</b>	<b>65,778</b>	<b>35,537</b>	<b>7,253</b>	<b>54,184</b>
CADETS & MIDSHIPMEN	1,142	416	208	-	518
<b>GRAND TOTAL</b>	<b>187,803</b>	<b>74,690</b>	<b>41,180</b>	<b>7,770</b>	<b>64,163</b>

A/ INCLUDES REIMBURSABLE ACTIVE DUTY  
MILITARY PAY STRENGTHS

TABLE P26.04

DEPARTMENT OF DEFENSE  
MILITARY PERSONNEL ON ACTIVE DUTY BY GRADE IN WHICH SERVING

REGULAR A/

FEBRUARY 28, 1982

RANK/GRADE	TOTAL DOD	ARMY	NAVY	MARINE CORPS	AIR FORCE
GENERAL - ADMIRAL	33	10	8	2	13
LT GENERAL - VICE ADMIRAL	114	42	31	7	34
MAJ GENERAL - REAR ADMIRAL (U)	365	144	78	22	121
BRIG GENERAL - REAR ADMIRAL (L)	531	195	134	33	169
COLONEL - CAPTAIN	13,673	4,408	3,633	568	5,064
LIEUTENANT COL - COMMANDER	29,359	9,227	6,995	1,438	11,639
MAJOR - LT COMMANDER	33,710	10,665	10,817	2,913	15,315
CAPTAIN - LIEUTENANT	53,511	12,955	13,211	4,248	23,066
1ST LIEUTENANT - LIEUTENANT (JG)	14,527	4,925	5,219	2,184	2,199
2ND LIEUTENANT - ENSIGN	9,654	3,090	4,147	879	1,738
CHIEF WARRANT OFFICER W-4	1,747	1,097	505	145	-
CHIEF WARRANT OFFICER W-3	3,288	2,142	968	158	-
CHIEF WARRANT OFFICER W-2	2,844	813	1,347	684	-
WARRANT OFFICER W-1	414	20	-	394	-
<b>TOTAL OFFICERS</b>	<b>169,970</b>	<b>49,764</b>	<b>47,113</b>	<b>13,735</b>	<b>59,358</b>
E-9	13,147	3,871	3,292	1,238	4,746
E-8	34,452	13,297	8,281	3,472	9,469
E-7	119,766	46,917	29,653	8,718	34,448
E-6	203,945	78,787	63,744	12,854	53,450
E-5	333,703	122,188	81,701	26,902	102,912
E-4	405,779	185,062	80,917	31,584	105,186
E-3	339,791	108,288	84,376	41,274	105,851
E-2	152,988	54,014	41,443	27,573	29,958
E-1	147,888	69,199	31,497	18,558	27,634
<b>TOTAL ENLISTED</b>	<b>1,756,459</b>	<b>684,623</b>	<b>424,939</b>	<b>173,243</b>	<b>473,654</b>
<b>REGULAR TOTAL</b>	<b>1,926,429</b>	<b>734,387</b>	<b>471,052</b>	<b>186,976</b>	<b>593,012</b>

A/ REGULAR PLUS RETIRED REGULAR  
OFFICERS ON ACTIVE DUTY.

TABLE P26.05

DEPARTMENT OF DEFENSE  
MILITARY PERSONNEL ON ACTIVE DUTY BY GRADE IN WHICH SERVING

RESERVE A/

FEBRUARY 28, 1982

RANK/GRADE	TOTAL DOD	ARMY	NAVY	MARINE CORPS	AIR FORCE
GENERAL - ADMIRAL	-	-	-	-	-
LT GENERAL - VICE ADMIRAL	1	1	-	-	-
MAJ GENERAL - REAR ADMIRAL (U)	3	2	-	1	-
BRIG GENERAL - REAR ADMIRAL (L)	3	2	1	-	-
COLONEL - CAPTAIN	626	260	156	14	196
LIEUTENANT COL - COMMANDER	3,493	1,754	721	29	989
MAJOR - LT COMMANDER	10,082	5,488	1,660	88	2,848
CAPTAIN - LIEUTENANT	37,172	19,224	5,020	616	12,312
1ST LIEUTENANT - LIEUTENANT (JG)	27,108	8,154	4,397	2,007	12,550
2ND LIEUTENANT - ENSIGN	27,690	6,924	6,463	1,951	12,332
CHIEF WARRANT OFFICER W-4	436	423	11	2	-
CHIEF WARRANT OFFICER W-3	2,041	2,032	5	4	-
CHIEF WARRANT OFFICER W-2	4,140	4,038	39	3	-
WARRANT OFFICER W-1	3,496	3,495	-	1	-
<b>TOTAL OFFICERS</b>	<b>116,291</b>	<b>51,855</b>	<b>18,493</b>	<b>4,716</b>	<b>41,227</b>
E-9	141	-	124	10	7
E-8	375	3	339	23	10
E-7	1,400	9	1,323	47	21
E-6	3,422	4	3,322	59	37
E-5	5,944	3	5,467	415	59
E-4	6,779	35	6,625	34	85
E-3	14,839	32	14,680	64	63
E-2	11,329	35	11,073	83	138
E-1	9,238	146	8,988	100	4
<b>TOTAL ENLISTED</b>	<b>53,467</b>	<b>267</b>	<b>51,941</b>	<b>835</b>	<b>424</b>
<b>RESERVE TOTAL</b>	<b>169,758</b>	<b>52,122</b>	<b>70,434</b>	<b>5,551</b>	<b>41,651</b>

A/ INCLUDES RESERVE, NATIONAL GUARD, AUS, AND AFUS OFFICERS ON ACTIVE DUTY.

TABLE P27.1  
 DEPARTMENT OF DEFENSE  
 SUMMARY OF ENLISTED PERSONNEL PROCUREMENT  
 FISCAL YEAR 1982

	OCT 1981	NOV 1981	DEC 1981	JAN 1982	FEB 1982	MAR 1982
TOTAL DEPARTMENT OF DEFENSE	54,440	49,482	38,831	55,500	47,681	
INDUCTIONS	-	-	-	-	-	-
FIRST ENLISTMENTS	29,715	26,019	17,723	26,823	24,974	
IMMEDIATE REENLISTMENTS	18,876	17,829	18,214	22,879	17,846	
OTHER REENLISTMENTS	3,880	3,393	2,265	3,552	3,130	
RESERVES TO ACTIVE DUTY A/	1,969	2,241	629	2,246	1,731	
ARMY	21,293	15,909	17,755	20,034	20,662	
INDUCTIONS	-	-	-	-	-	-
FIRST ENLISTMENTS	12,147	8,812	6,680	10,004	11,333	
IMMEDIATE REENLISTMENTS	7,460	5,977	7,695	8,846	7,898	
OTHER REENLISTMENTS	1,630	1,068	1,347	1,084	1,412	
RESERVES TO ACTIVE DUTY	56	52	33	100	19	
NAVY	12,583	17,493	5,909	14,463	10,874	
INDUCTIONS	-	-	-	-	-	-
FIRST ENLISTMENTS	6,339	6,450	1,753	6,602	4,249	
IMMEDIATE REENLISTMENTS	3,551	5,364	3,291	4,127	3,979	
OTHER REENLISTMENTS	906	1,564	315	1,480	1,011	
RESERVES TO ACTIVE DUTY	1,788	2,115	550	2,054	1,635	
MARINE CORPS	6,824	4,840	3,590	5,997	5,365	
INDUCTIONS	-	-	-	-	-	-
FIRST ENLISTMENTS	4,417	3,052	1,761	3,523	3,296	
IMMEDIATE REENLISTMENTS	1,977	1,401	1,543	1,977	1,689	
OTHER REENLISTMENTS	318	321	247	412	315	
RESERVES TO ACTIVE DUTY	112	66	39	85	65	
AIR FORCE	13,740	11,240	11,577	15,006	10,780	
INDUCTIONS	-	-	-	-	-	-
FIRST ENLISTMENTS	6,812	5,705	5,529	6,494	6,096	
IMMEDIATE REENLISTMENTS	5,888	5,087	5,685	7,929	4,280	
OTHER REENLISTMENTS	1,027	440	356	576	392	
RESERVES TO ACTIVE DUTY	13	8	7	7	12	

A/ INCLUDES NATIONAL GUARD.

TABLE P27.21

DEPARTMENT OF DEFENSE  
ARMY ENLISTED PERSONNEL PROCUREMENT  
FISCAL YEAR 1982

	OCT 1981	NOV 1981	DEC 1981	JAN 1982	FEB 1982	MAR 1982
TOTAL	21,293	15,909	17,755	20,034	20,662	
REGULAR ENL. AND REENL. - TOTAL	21,237	15,857	17,722	19,934	20,643	
FIRST ENLISTMENTS	12,147	8,612	8,680	10,004	11,333	
REENLISTMENTS - TOTAL	9,090	7,045	9,042	9,930	9,310	
IMMEDIATE REENLISTMENTS	7,460	5,977	7,695	8,846	7,898	
FORMER REGULAR	7,418	5,959	7,672	8,833	7,894	
FORMER RESERVE & N.G.	42	18	23	13	4	
FORMER INDUCTEE	-	-	-	-	-	
REENL. OTHER THAN IMMEDIATE	1,630	1,068	1,347	1,084	1,412	
WITHIN 2-90 DAYS AFTER SEPARATION	162	114	118	91	107	
FORMER REGULAR	39	37	29	16	14	
FORMER RESERVE & N.G.	137	77	79	65	86	
FORMER INDUCTEE	6	-	10	10	7	
FORMER OFFICER	-	-	-	-	-	
OVER 90 DAYS AFTER SEPARATION	1,448	954	1,229	993	1,305	
INDUCTIONS	-	-	-	-	-	
RESERVES AND N.G. CALLS	56	52	33	100	19	

TABLE P27.22

DEPARTMENT OF DEFENSE  
NAVY ENLISTED PERSONNEL PROCUREMENT  
FISCAL YEAR 1982

	OCT 1981	NOV 1981	DEC 1981	JAN 1982	FEB 1982	MAR 1982
TOTAL	12,583	17,493	5,909	14,463	10,874	
REGULAR ENL. AND REENL. - TOTAL	10,795	15,378	5,359	12,409	9,239	
FIRST ENLISTMENTS	6,339	8,450	1,753	6,802	4,249	
REENLISTMENTS - TOTAL	4,456	6,928	3,606	5,607	4,990	
IMMEDIATE REENLISTMENTS	3,551	5,364	3,291	4,127	3,979	
FORMER REGULAR	3,446	5,121	3,128	3,859	3,687	
FORMER RESERVE	105	243	163	268	292	
REENL. OTHER THAN IMMEDIATE	905	1,564	315	1,480	1,011	
WITHIN 2-90 DAYS AFTER SEPARATION	284	463	109	359	199	
FORMER REGULAR	284	463	109	359	199	
FORMER RESERVE	-	-	-	-	-	
OVER 90 DAYS AFTER SEPARATION	621	1,101	206	1,121	812	
INDUCTIONS	-	-	-	-	-	
RESERVES TO ACTIVE DUTY	1,788	2,115	550	2,054	1,635	
FIRST ENLISTMENTS	163	270	52	202	133	
REENLISTMENTS	150	169	93	124	138	
REPORTED TO ACTIVE DUTY	1,475	1,676	405	1,728	1,364	

TABLE P27.23

DEPARTMENT OF DEFENSE  
MARINE CORPS ENLISTED PERSONNEL PROCUREMENT  
FISCAL YEAR 1982

	OCT 1981	NOV 1981	DEC 1981	JAN 1982	FEB 1982	MAR 1982
TOTAL	6,824	4,840	3,590	5,997	5,365	
REGULAR ENL. AND REENL. - TOTAL	6,712	4,774	3,551	5,912	5,300	
FIRST ENLISTMENTS	4,417	3,052	1,761	3,523	3,296	
REENLISTMENTS - TOTAL	2,295	1,722	1,790	2,389	2,004	
IMMEDIATE REENLISTMENTS	1,977	1,401	1,543	1,977	1,689	
FORMER REGULAR A/ FORMER RESERVE FORMER INDUCTEE	1,940 37 -	1,363 38 -	1,511 32 -	1,940 37 -	1,655 34 -	
REENL. OTHER THAN IMMEDIATE	318	321	247	412	315	
WITHIN 2-90 DAYS AFTER SEPARATION	60	68	44	51	42	
FORMER REGULAR FORMER RESERVE FORMER INDUCTEE	51 9 -	61 7 -	36 7 1	41 10 -	34 6 -	
OVER 90 DAYS AFTER SEPARATION B/	258	253	203	361	273	
INDUCTIONS	-	-	-	-	-	
RESERVES TO ACTIVE DUTY	112	66	39	85	65	
FIRST ENLISTMENTS REENLISTMENTS REPORTED TO ACTIVE DUTY	- - 112	- - 66	- - 39	- - 85	- - 65	- - 65

A/ INCLUDES EXTENSIONS FOR WHICH REENLISTMENT BONUS IS PAID.

B/ INCLUDES ENLISTMENTS OF FORMER OFFICERS

TABLE P27.24

DEPARTMENT OF DEFENSE  
AIR FORCE ENLISTED PERSONNEL PROCUREMENT  
FISCAL YEAR 1982

	OCT 1981	NOV 1981	DEC 1981	JAN 1982	FEB 1982	MAR 1982
TOTAL	13,740	11,240	11,577	15,006	10,760	
REGULAR ENL. AND REENL. - TOTAL	13,727	11,232	11,570	14,999	10,760	
FIRST ENLISTMENTS	6,812	5,705	5,529	6,434	6,096	
REENLISTMENTS - TOTAL	6,915	5,527	6,041	8,505	4,672	
IMMEDIATE REENLISTMENTS	5,888	5,087	5,685	7,929	4,280	
FORMER REGULAR FORMER RESERVE & N.G.	5,882 6	5,083 4	5,679 6	7,924 5	4,279 1	
REENL. OTHER THAN IMMEDIATE	1,027	440	356	576	392	
WITHIN 2-90 DAYS AFTER SEPARATION	-	-	-	-	-	
FORMER REGULAR FORMER RESERVE & N.G.	-	-	-	-	-	
OVER 90 DAYS AFTER SEPARATION A/	1,027	440	356	576	392	
INDUCTIONS	-	-	-	-	-	
RESERVES & N.G. TO ACTIVE DUTY	13	6	7	7	12	

A/ INCLUDES ENLISTMENTS OF FORMER COMMISSIONED AND WARRANT OFFICERS.

TABLE P29 20-29.34

DEPARTMENT OF DEFENSE  
REENLISTMENT RATES BY SERVICE

	A/ "UNADJUSTED" REENLISTMENT RATES FOR TOTAL REGULARS				B/ "ADJUSTED" REENLISTMENT RATES FOR TOTAL REGULARS				REENLISTMENT RATES FOR ARMY INDUCTEES			
	TOTAL DOD	ARMY	NAVY	MARINE CORPS	AIR FORCE	TOTAL DOD	ARMY	NAVY	MARINE CORPS	AIR FORCE	UN- ADJUSTED	AD- JUSTED
<b>FY 1979</b>												
ELIGIBLES	343,032	144,849	74,818	37,016	86,349	322,679	134,924	73,598	36,668	77,489	-	-
REENLISTMENTS	181,338	81,443	35,367	12,398	52,130	162,994	71,505	35,488	12,047	43,954	-	-
REENLISTMENT RATE	52.9%	56.2%	47.3%	33.5%	60.4%	50.5%	53.0%	48.2%	32.9%	56.7%	-	-
<b>FY 1980</b>												
ELIGIBLES	343,425	133,010	86,251	35,032	89,132	334,952	136,721	83,581	34,928	79,722	-	-
REENLISTMENTS	190,260	82,793	41,556	12,388	53,523	183,494	86,494	40,500	12,237	44,263	-	-
REENLISTMENT RATE	55.4%	62.2%	48.2%	35.4%	60.0%	54.8%	63.3%	46.5%	35.0%	55.5%	-	-
<b>FY 1981</b>												
ELIGIBLES	334,048	116,743	94,303	29,453	93,549	331,979	131,957	90,462	29,070	80,490	-	-
REENLISTMENTS	201,527	77,892	51,519	10,517	61,599	200,987	93,105	49,039	10,182	48,661	-	-
REENLISTMENT RATE	60.3%	66.7%	54.6%	35.7%	65.8%	60.5%	70.6%	54.2%	35.0%	60.5%	-	-
<b>FY 1982 (3 MOS)</b>												
ELIGIBLES	84,260	28,606	23,298	9,517	22,839	74,437	28,418	20,683	8,404	16,932	-	-
REENLISTMENTS	58,399	21,224	15,426	5,089	16,660	48,867	21,036	13,080	3,969	10,782	-	-
REENLISTMENT RATE	69.3%	74.2%	66.2%	53.5%	72.9%	65.6%	74.0%	63.2%	47.2%	63.7%	-	-

TABLE P29 20-29.34

DEPARTMENT OF DEFENSE  
REENLISTMENT RATES BY SERVICE

	A/ "UNADJUSTED" REENLISTMENT RATES FOR FIRST-TERM REGULARS				B/ "ADJUSTED" REENLISTMENT RATES FOR FIRST-TERM REGULARS					
	TOTAL DOD	ARMY	NAVY	MARINE CORPS	AIR FORCE	TOTAL DOD	ARMY	NAVY	MARINE CORPS	AIR FORCE
<b>FY 1979</b>										
ELIGIBLES	171,034	62,909	45,204	21,029	41,892	159,988	59,604	44,308	20,925	35,151
REENLISTMENTS	64,001	27,027	16,949	4,107	15,918	54,369	23,714	17,080	4,010	9,565
REENLISTMENT RATE	37.4%	43.0%	37.5%	19.5%	38.0%	34.0%	39.8%	38.5%	19.2%	27.2%
<b>FY 1980</b>										
ELIGIBLES	165,525	50,288	53,670	19,364	42,203	161,232	52,231	51,976	19,575	37,450
REENLISTMENTS	64,762	25,434	19,721	4,493	15,114	61,610	27,370	19,138	4,672	10,430
REENLISTMENT RATE	39.1%	50.6%	36.7%	23.2%	35.8%	38.2%	52.4%	36.8%	23.9%	27.9%
<b>FY 1981</b>										
ELIGIBLES	161,600	38,762	55,107	23,875	43,856	158,676	43,013	53,583	24,120	37,960
REENLISTMENTS	69,435	21,312	22,968	6,340	18,815	67,709	25,563	22,521	6,630	12,995
REENLISTMENT RATE	43.0%	55.0%	41.7%	26.6%	42.9%	42.7%	59.4%	42.0%	27.5%	34.2%
<b>FY 1982 (3 MOS)</b>										
ELIGIBLES	36,637	7,830	12,270	5,867	10,670	31,946	7,319	11,377	5,304	7,946
REENLISTMENTS	19,554	5,057	6,482	2,215	5,800	15,074	4,546	5,789	1,647	3,092
REENLISTMENT RATE	53.4%	64.6%	52.8%	37.8%	54.4%	47.2%	62.1%	50.9%	31.1%	38.9%

TABLE P29.20-29.34  
DEPARTMENT OF DEFENSE  
REENLISTMENT RATES BY SERVICE

	A/ "UNADJUSTED" REENLISTMENT RATES FOR CAREER REGULARS				B/ "ADJUSTED" REENLISTMENT RATES FOR CAREER REGULARS					
	TOTAL DOD	ARMY	NAVY	MARINE CORPS	AIR FORCE	TOTAL DOD	ARMY	NAVY	MARINE CORPS	AIR FORCE
FY 1979										
ELIGIBLES	171,998	81,940	29,614	15,987	44,457	162,691	75,320	29,290	15,743	42,338
REENLISTMENTS	117,337	54,416	18,418	8,291	36,212	108,625	47,791	18,408	8,037	34,389
REENLISTMENT RATE	68.2%	66.4%	62.2%	51.9%	81.5%	66.8%	63.5%	62.8%	51.1%	81.2%
FY 1980										
ELIGIBLES	177,900	82,722	32,581	15,668	46,929	173,720	84,490	31,605	15,353	42,272
REENLISTMENTS	125,498	57,359	21,835	7,895	38,409	121,884	59,124	21,362	7,565	33,833
REENLISTMENT RATE	70.5%	69.3%	67.0%	50.4%	81.8%	70.2%	70.0%	67.6%	49.3%	80.0%
FY 1981										
ELIGIBLES	172,448	77,981	39,196	5,578	49,693	173,303	88,944	36,879	4,950	42,530
REENLISTMENTS	132,092	56,590	28,551	4,177	42,784	133,278	67,542	26,518	3,552	35,666
REENLISTMENT RATE	76.6%	72.6%	72.8%	74.9%	86.1%	76.9%	75.9%	71.9%	71.8%	83.9%
FY 1982 (3 MOS)										
ELIGIBLES	47,623	20,776	11,028	3,650	12,169	42,491	21,099	9,306	3,100	8,986
REENLISTMENTS	38,845	16,167	8,944	2,874	10,860	33,793	16,490	7,291	2,322	7,690
REENLISTMENT RATE	81.6%	77.8%	81.1%	78.7%	89.2%	79.5%	78.2%	78.3%	74.9%	85.6%

A/ "UNADJUSTED REENLISTMENT RATE" - THE RATIO OF TOTAL REENLISTMENTS OCCURRING IN A GIVEN PERIOD TO TOTAL SEPARATIONS ELIGIBLE TO REENLIST IN THE SAME PERIOD, EXPRESSED AS A PERCENTAGE.

B/ "ADJUSTED REENLISTMENT RATE" - THE "UNADJUSTED" RATE ADJUSTED TO EXCLUDE THE EFFECTS OF: (1) EARLY SEPARATIONS FOR IMMEDIATE REENLISTMENTS AND (2) OTHER EARLY DISCHARGES OF ELIGIBLES UNDER EARLY RELEASE PROGRAMS.

TABLE P309A

DEPARTMENT OF DEFENSE  
ACTIVE DUTY MILITARY PERSONNEL STRENGTHS BY REGIONAL AREA AND BY COUNTRY  
DECEMBER 31, 1981

REGIONAL AREA/COUNTRY	TOTAL	ARMY	AIR FORCE	NAVY	MARINE CORPS
TOTAL WORLDWIDE	2,095,692	783,997	574,459	544,997	190,239
ASHORE	1,877,197	783,997	574,459	333,957	184,784
AFLOAT	216,495	-	-	211,040	5,455
U.S. TERRITORY AND SPECIAL LOCATIONS	1,608,032	527,445	459,353	465,139	156,095
CONTINENTAL U.S.	1,275,089	465,672	414,075	259,806	135,536
ALASKA	20,472	8,291	10,492	1,497	192
HAWAII	44,371	17,837	6,256	11,283	8,995
AMERICAN SAMOA	1	1	-	-	-
GUAM	8,641	25	3,855	4,393	368
JOHNSTON ATOLL	108	100	8	-	-
MIDWAY ISLANDS	387	-	43	344	-
PUERTO RICO	3,511	439	47	2,847	178
TRUST TERRITORY OF THE PACIFIC ISLANDS	31	31	-	-	-
VIRGIN ISLANDS OF THE U.S.	11	9	-	2	-
WAKE ISLAND	7	-	7	-	-
TRANSIENTS	92,962	35,040	24,570	22,526	10,826
AFLOAT	162,441	-	-	162,441	-
TOTAL FOREIGN COUNTRIES	485,660	256,552	115,106	79,858	34,144
ASHORE	431,606	256,552	115,106	31,259	28,689
AFLOAT	54,054	-	-	48,599	5,455
(1) WESTERN & SOUTHERN EUROPE	326,577	217,009	79,514	28,981	3,073
AUSTRIA	31	5	1	-	25
BELGIUM*	2,112	1,324	645	115	28
CYPRUS	12	2	1	-	9
DENMARK*	47	4	17	14	12
FINLAND	19	5	2	2	10
FRANCE*	93	38	14	7	34
GERMANY (FED. REPUBLIC & WEST BERLIN)*	245,689	208,565	36,742	281	99
GREECE*	3,265	457	2,402	391	15
GREENLAND*	309	-	309	-	-
ICELAND*	2,903	2	1,137	1,658	106
IRELAND	11	2	2	-	7
ITALY*	12,756	4,334	4,223	3,934	265
LUXEMBOURG*	5	-	-	-	5
MALTA	1	1	-	-	-
NETHERLANDS*	2,432	733	1,676	15	8
NORWAY*	203	38	115	30	20
PORTUGAL*	1,418	62	1,039	307	10
SPAIN	6,584	30	5,188	3,191	175
SWEDEN	17	1	7	2	7

TABLE P309A

DEPARTMENT OF DEFENSE  
ACTIVE DUTY MILITARY PERSONNEL STRENGTHS BY REGIONAL AREA AND BY COUNTRY

DECEMBER 31, 1981

REGIONAL AREA/COUNTRY	TOTAL	ARMY	AIR FORCE	NAVY	MARINE CORPS
SWITZERLAND	39	11	4	1	23
TURKEY*	5,050	1,185	3,770	73	22
UNITED KINGDOM*	25,004	210	22,220	2,262	312
AFLOAT	16,577	-	-	16,696	1,881
*EUROPEAN NATO	(301,286)	(216,952)	(74,309)	(9,089)	(936)
(2) EAST ASIA & PACIFIC	124,492	31,490	32,811	32,858	27,333
AUSTRALIA	636	8	272	349	7
BURMA	11	3	2	-	6
CHINA	12	6	1	2	4
TAIWAN	-	-	-	-	-
HONG KONG	41	10	6	13	12
INDONESIA	48	12	11	12	13
JAPAN (INCLUDING OKINAWA)	47,269	2,364	14,261	7,111	23,533
MALAYSIA	17	8	2	-	7
NEW ZEALAND	66	2	10	48	6
PHILIPPINES	15,414	30	8,630	4,845	1,909
REPUBLIC OF KOREA	39,317	28,996	9,581	318	422
SINGAPORE	28	4	1	15	8
THAILAND	103	48	34	9	12
AFLOAT	21,530	-	-	20,136	1,394
(3) AFRICA, NEAR EAST & SOUTH ASIA	15,019	482	568	13,252	717
AFGHANISTAN	7	1	-	-	6
ALGERIA	2	2	-	-	-
BAHRAIN	58	2	-	56	-
BANGLADESH	4	-	-	-	4
BRITISH INDIAN OCEAN TERRITORY (INCLUDES DIEGO GARCIA)	1,641	-	2	1,639	-
CAMEROON	8	2	-	-	6
CONGO	6	-	-	-	6
EGYPT	180	32	95	28	25
ETHIOPIA	5	-	-	-	5
GABON	6	-	-	-	6
GHANA	9	2	-	-	7
INDIA	34	4	4	4	22
ISRAEL	93	41	26	8	24
IVORY COAST	10	3	-	-	7
JORDAN	21	11	5	-	5
KENYA	44	21	5	1	17
KUWAIT	21	14	1	-	6
LEBANON	16	2	-	1	13

TABLE P309A

DEPARTMENT OF DEFENSE  
ACTIVE DUTY MILITARY PERSONNEL STRENGTHS BY REGIONAL AREA AND BY COUNTRY

DECEMBER 31 1981

REGIONAL AREA/COUNTRY	TOTAL	ARMY	AIR FORCE	NAVY	MARINE CORPS
LIBERIA	19	7	2	4	6
MADAGASCAR	7	-	-	1	6
MALAWI	2	2	-	-	-
MALI	3	-	-	-	3
MAURITIUS	5	-	-	-	5
MOROCCO	46	10	8	3	25
NEPAL	8	2	-	-	6
NIGER	6	-	-	-	6
NIGERIA	15	4	3	-	8
OMAN	10	5	2	1	2
PAKISTAN	27	4	6	-	17
ST HELENA (INCLUDES ASCENSION ISLAND)	1	-	1	-	-
SAUDI ARABIA	723	264	389	61	9
SENEGAL	11	-	-	2	9
SEYCHELLES	4	-	4	-	-
SOMALIA	12	5	-	-	7
SOUTH AFRICA	19	2	3	2	12
SRI LANKA	9	-	-	3	6
SUDAN	14	4	2	-	8
SYRIA	12	2	-	-	10
TANZANIA, UNITED REPUBLIC OF	7	-	-	-	7
TUNISIA	29	16	1	2	10
UPPER VOLTA	6	-	-	-	6
YEMEN (SANA)	16	8	4	-	4
ZAIRE	24	10	5	-	9
ZAMBIA	4	-	-	-	4
AFLOAT	11,809	-	-	11,436	373
(4) WESTERN HEMISPHERE	16,642	7,454	2,124	4,133	2,931
ANTIGUA	124	-	1	123	-
ARGENTINA	24	4	7	4	9
BAHAMAS, THE	42	-	2	35	5
BARBADOS	5	-	-	1	4
BERMUDA	1,333	-	-	1,244	89
BOLIVIA	11	4	1	-	6
BRAZIL	219	12	7	5	195
CANADA	638	9	243	376	10
CHILE	15	3	1	1	10
COLOMBIA	26	7	5	3	11
COSTA RICA	11	2	-	-	9
CUBA (GUANTANAMO)	2,163	-	-	1,673	490

TABLE P-309A

DEPARTMENT OF DEFENSE  
ACTIVE DUTY MILITARY PERSONNEL STRENGTHS BY REGIONAL AREA AND BY COUNTRY

DECEMBER 31, 1981

REGIONAL AREA/COUNTRY	TOTAL	ARMY	AIR FORCE	NAVY	MARINE CORPS
DOMINICAN REPUBLIC	16	4	1	4	7
ECUADOR	22	5	5	3	9
EL SALVADOR	59	32	1	1	25
GUATEMALA	17	5	1	-	11
GUYANA	7	-	-	-	7
HAITI	7	1	1	-	5
HONDURAS	23	8	6	-	9
JAMAICA	11	-	-	1	10
MEXICO	27	7	5	2	13
NICARAGUA	10	2	1	-	7
PANAMA	9,616	7,329	1,816	315	156
PARAGUAY	11	3	1	1	6
PERU	24	7	6	3	8
SURINAME	2	2	-	-	-
TURKS AND CAICOS ISLANDS	1	-	1	-	-
URUGUAY	14	4	1	3	6
VENEZUELA	26	4	11	4	7
AFLOAT	2,138	-	-	331	1,807
(5) ANTARCTICA	69	-	-	69	-
(6) EASTERN EUROPE	178	64	19	5	90
BULGARIA	9	1	2	-	6
CZECHOSLOVAKIA	11	1	3	-	7
GERMAN DEMOCRATIC REPUBLIC	49	42	-	-	7
HUNGARY	12	4	2	-	6
POLAND	15	3	1	-	11
ROMANIA	11	3	1	-	7
UNION OF SOVIET SOCIALIST REPUBLICS	54	7	6	4	37
YUGOSLAVIA	17	3	4	1	9
(7) UNDISTRIBUTED	683	53	70	560	-

NOTE: ASHORE INCLUDES TEMPORARILY SHORE-BASED.

**Section 2**

**RESERVE MILITARY MANPOWER STATISTICS**

TABLE R11.0

DEPARTMENT OF DEFENSE  
RESERVE COMPONENT STRENGTH SUMMARY

FEBRUARY 28, 1982

RESERVES BY RESERVE CATEGORY			
TYPE OF DUTY	TOTAL	OFFICER	ENLISTED A/
TOTAL	2,210,666	686,073	1,524,593
READY RESERVE NOT ON ACTIVE DUTY	1,311,882	206,689	1,105,193
ACTIVE STATUS	1,302,813	206,028	1,096,785
INACTIVE STATUS B/	9,069	661	8,408
STANDBY RESERVE ON ACTIVE STATUS	57,017	50,642	6,375
INACTIVE STATUS	13,012	7,432	5,580
	44,005	43,210	795
RETIRED - RETIRED STATUS	841,767	428,742	413,025

A/ INCLUDES OFFICER CANDIDATES.

B/ INACTIVE NATIONAL GUARD AND REP'S IN NON-PAY STATUS.

RESERVES IN "PAID STATUS"

PAY GROUP	TOTAL	OFFICER	ENLISTED
A, B, C, F, P, T, Q U, AGR*	924,081	129,561	794,520

\* FULL-TIME ACTIVE DUTY SUPPORT PERSONNEL

TABLE R12.0

DEPARTMENT OF DEFENSE  
RESERVE STRENGTH - OFFICER AND ENLISTED  
NOT ON ACTIVE DUTY

DATE	TOTAL	OFFICERS	ENLISTED A/
31 OCT 1981	2,225,173	667,476	1,537,697
30 NOV 1981	2,213,028	667,527	1,525,501
31 DEC 1981	2,209,695	667,384	1,522,311
31 JAN 1982	2,210,574	666,743	1,523,831
28 FEB 1982	2,210,666	666,073	1,524,593

A/ INCLUDES OFFICER CANDIDATES.

TABLE R13.0

DEPARTMENT OF DEFENSE  
 READY RESERVE AND ACTIVE DUTY STRENGTH COMPARED TO STATUTORY LIMITATION  
 FEBRUARY 28, 1982

	TOTAL	ON ACTIVE DUTY	NOT ON ACTIVE DUTY
STATUTORY READY RESERVE LIMITATION A/	2,900,000		
DIFFERENCE	1,397,575		
READY RESERVE AND ACTIVE DUTY STRENGTH	1,502,425	170,737	1,331,688
COAST GUARD RESERVE	20,785	979	19,806
DOD RESERVE	1,481,640	169,758	1,311,882
ARMY	900,117	52,122	847,995
NATIONAL GUARD B/	410,517	495	410,022
ARMY RESERVE	489,600	51,627	437,973
NAVAL RESERVE	246,363	70,434	175,929
MARINE CORPS RESERVE	90,957	5,551	85,406
AIR FORCE	244,203	41,651	202,552
AIR NATIONAL GUARD C/	99,134	254	98,880
AIR FORCE RESERVE	145,069	41,397	103,672

A/ SECTION 205(B), ARMED FORCES RESERVE ACT OF 1952, AS AMENDED.  
 B/ INCLUDES "INACTIVE NATIONAL GUARD" NUMBERING 9,069 AND REP'S NUMBERING 1,913.  
 C/ INCLUDES REP'S IN A NON-PAY STATUS NUMBERING 144.

TABLE R14.0

DEPARTMENT OF DEFENSE  
RESERVE COMPONENT PERSONNEL BY RESERVE CATEGORY  
NOT ON ACTIVE DUTY

DATE	TOTAL	READY	STANDBY	RETIRED
31 OCT 1981	2,225,173	1,317,425	60,352	847,396
30 NOV 1981	2,213,028	1,311,274	58,262	843,492
31 DEC 1981	2,209,695	1,309,312	57,170	843,213
31 JAN 1982	2,210,574	1,308,165	57,746	844,663
28 FEB 1982	2,210,666	1,311,882	57,017	841,767

TABLE R14.0  
 DEPARTMENT OF DEFENSE  
 RESERVE COMPONENT PERSONNEL BY RESERVE CATEGORY  
 NOT ON ACTIVE DUTY

DATE	TOTAL	READY	STANDBY	RETIRED
31 OCT 1981	687,476	206,817	53,307	427,352
30 NOV 1981	687,527	208,237	51,453	427,837
31 DEC 1981	687,384	208,291	50,716	428,377
31 JAN 1982	686,743	206,547	51,336	428,860
28 FEB 1982	686,073	206,689	50,642	428,742

TABLE R14.0

DEPARTMENT OF DEFENSE  
RESERVE COMPONENT PERSONNEL BY RESERVE CATEGORY  
NOT ON ACTIVE DUTY

ENLISTED A/

DATE	TOTAL	READY	STANDBY	RETIRED
31 OCT 1981	1,537,697	1,110,608	7,045	420,044
30 NOV 1981	1,525,501	1,103,037	6,809	415,655
31 DEC 1981	1,522,311	1,101,021	6,454	414,836
31 JAN 1982	1,523,631	1,101,618	6,410	415,603
28 FEB 1982	1,524,593	1,105,193	6,375	413,025

A/ INCLUDES OFFICER CANDIDATES.

TABLE R21.0

DEPARTMENT OF DEFENSE  
RESERVE PERSONNEL ON ACTIVE DUTY BY COMPONENT

FEBRUARY 28, 1962

COMPONENT/PERSONNEL	TOTAL	OFFICER	ENLISTED A/
TOTAL DEPARTMENT OF DEFENSE	169,756	116,291	53,467
ARMY - TOTAL	52,122	51,855	267
NATIONAL GUARD OF THE U. S.	495	447	48
ARMY RESERVE	51,627	51,408	219
NAVAL RESERVE	70,434	16,493	51,941
MARINE CORPS RESERVE	5,551	4,716	835
AIR FORCE - TOTAL	41,651	41,227	424
AIR NATIONAL GUARD OF THE U. S.	254	183	71
AIR FORCE RESERVE	41,397	41,044	353

A/ INCLUDES OFFICER CANDIDATES.

TABLE R22.0

DEPARTMENT OF DEFENSE  
RESERVE STRENGTH ON ACTIVE DUTY A/

DATE	TOTAL DOD	ARMY			NAVAL RESERVE	MARINE CORPS RESERVE	AIR FORCE	
		NATIONAL GUARD	ARMY RESERVE	NAVAL RESERVE			AIR NATIONAL GUARD	AIR FORCE RESERVE
31 OCT 1981	171,064	559	53,083	69,053	5,408	297	42,664	
30 NOV 1981	172,669	543	53,186	70,084	5,386	266	43,204	
31 DEC 1981	172,325	525	53,134	69,911	5,277	260	43,218	
31 JAN 1982	172,134	549	53,173	70,565	5,209	265	42,379	
29 FEB 1982	169,758	495	51,627	70,434	5,551	254	41,397	

A/ CONTINUOUS OR EXTENDED ACTIVE DUTY.  
EXCLUDES ACTIVE DUTY FOR RESERVE TRAINING.

TABLE R23.0

DEPARTMENT OF DEFENSE  
RESERVE PERSONNEL BY COMPONENT AND CATEGORY  
NOT ON ACTIVE DUTY

FEBRUARY 28, 1982

COMPONENT/ PERSONNEL	TOTAL	NAT'L GUARD OF THE U.S. A/			ARMY RESERVE	NAVAL RESERVE	MARINE CORPS RESERVE	AIR B/ NAT'L GUARD OF THE U.S.	
									AIR FORCE RESERVE
TOTAL	2,210,666	410,022	897,964	326,017	95,760	98,880	382,023		
OFFICER	686,073	39,098	297,299	161,472	13,801	12,418	161,985		
ENLISTED C/	1,524,593	370,924	600,665	164,545	81,959	86,462	220,038		
READY RESERVE	1,311,862	410,022	437,973	175,929	85,406	98,880	103,672		
OFFICER	206,689	39,098	91,863	35,567	6,084	12,418	21,659		
ENLISTED C/	1,105,193	370,924	346,110	140,362	79,322	86,462	82,013		
STANDBY RESERVE	57,017	-	1,426	19,370	1,775	-	34,446		
OFFICER	50,642	-	313	17,857	1,631	-	30,841		
ENLISTED	6,375	-	1,113	1,513	144	-	3,605		
ACTIVE STATUS	13,012	-	1,299	1,480	1,666	-	8,567		
OFFICER	7,432	-	188	88	1,523	-	5,633		
ENLISTED	5,580	-	1,111	1,392	143	-	2,934		
INACTIVE STATUS	44,005	-	127	17,890	109	-	25,879		
OFFICER	43,210	-	125	17,769	108	-	25,208		
ENLISTED	795	-	2	121	1	-	671		
RETIRED RESERVE	841,767	-	458,565	130,718	8,579	-	243,905		
OFFICER	428,742	-	205,123	108,048	6,086	-	109,485		
ENLISTED	413,025	-	253,442	22,670	2,493	-	134,420		

A/ INCLUDES "INACTIVE NATIONAL GUARD" NUMBERING 9,069 TOTAL, 661 OFFICERS, 8,408 ENLISTED  
AND RESERVE ENLISTMENT PROGRAM (REPS) IN A NON-PAY STATUS NUMBERING 1,913.

B/ INCLUDES REPS IN A NON-PAY STATUS NUMBERING 144.

C/ INCLUDES OFFICER CANDIDATES.

TABLE R24.0

DEPARTMENT OF DEFENSE  
RESERVE STRENGTH NOT ON ACTIVE DUTY A/

DATE	TOTAL DOD	ARMY			NAVAL RESERVE	MARINE CORPS RESERVE	AIR FORCE	
		B/ NATIONAL GUARD	ARMY RESERVE	AIR NATIONAL GUARD			AIR FORCE RESERVE	
31 OCT 1981	2,225,173	400,780	899,453	333,165	98,363	98,293	395,119	
30 NOV 1981	2,213,028	401,890	894,023	331,172	97,593	98,407	389,943	
31 DEC 1981	2,209,695	404,257	894,061	327,890	96,675	98,646	388,166	
31 JAN 1982	2,210,574	406,825	894,050	328,248	95,753	98,796	386,902	
28 FEB 1982	2,210,666	410,022	897,964	326,017	95,760	98,880	382,023	

A/ INCLUDES RESERVES ON ACTIVE DUTY  
FOR RESERVE TRAINING PURPOSES.  
B/ INCLUDES "INACTIVE" NATIONAL GUARD.

TABLE R26.5

DEPARTMENT OF DEFENSE  
SELECTED RESERVE STRENGTH A/

COMPONENT/ PERSONNEL	OCT 1981	NOV 1981	DEC 1981	JAN 1982	FEB 1982	MAR 1982
TOTAL DOD OFFICERS ENLISTED	906,063 127,714 778,369	906,061 127,790 780,271	913,161 126,616 784,566	918,414 129,207 789,207	924,081 129,561 794,520	
ARMY NATIONAL GUARD OFFICERS ENLISTED	369,662 36,451 351,431	391,010 36,400 352,610	393,121 38,464 354,657	395,667 38,469 357,198	399,040 38,437 360,603	
ARMY RESERVE OFFICERS ENLISTED	232,404 44,411 187,993	233,398 44,649 188,749	235,722 44,988 190,734	237,318 46,346 191,972	238,977 46,610 193,467	
NAVAL RESERVE OFFICERS ENLISTED	66,969 16,328 70,661	66,522 16,138 70,384	67,010 16,477 70,533	67,690 16,711 70,979	68,043 16,911 71,132	
MARINE CORPS RESERVE OFFICERS ENLISTED	36,971 2,496 34,475	36,997 2,530 34,467	36,661 2,523 34,138	36,717 2,531 34,186	36,717 2,531 34,186	
AIR NATIONAL GUARD OFFICERS ENLISTED	98,167 12,369 65,798	98,287 12,397 65,690	98,507 12,409 66,098	98,659 12,414 66,245	98,736 12,416 66,316	
AIR FORCE RESERVE OFFICERS ENLISTED	61,670 13,659 48,011	61,647 13,676 48,171	62,160 13,754 48,406	62,363 13,736 48,627	62,566 13,754 48,814	

A/ INCLUDES PAY GROUPS A,B,C,F,P,T,O,U,AGR (FULL-TIME ACTIVE DUTY SUPPORT PERSONNEL)

G L O S S A R Y   O F   T E R M S

Active Duty. Full-time duty in the active service of a uniformed service, including duty on the active list, full-time training duty, annual training duty, and attendance while in the active service, at a school designated as a service school by law or by the Secretary concerned.

Actual Strength. The number of personnel in, or projected to be in, an organization or account at a specified point in time.

Armed Forces of the United States. Includes the Army, Navy, Air Force, Marine Corps, and Coast Guard, and all components thereof.

Assigned Strength. Actual strength of an entire service, not necessarily equal to combined unit actual strengths since individuals may be assigned but not joined.

Authorized Strength. The total strength authorized by Congress (for internal Service applications only). Authorized strength may be used synonymously with documented strength as defined below.

Cadet or Midshipman Enrolled in the Reserve Officers Training Corps (ROTC) Program. A member of the Senior Reserve Officer Training Corps (SROTC) under 10 U.S.C. 2107 for tuition, fees, books, and laboratory expenses.

Continental United States. Unless otherwise qualified, means the 48 contiguous States and the District of Columbia.

Enlisted Member. A person enlisted, enrolled, or conscripted into the military service.

Enlistment. (1) A voluntary entrance into military service under enlisted status, as distinguished from induction through Selective Service.

(2) A period of time, contractual or prescribed by law, which enlisted members serve between enrollment and discharge.

Officer. A commissioned or warrant officer.

Reserve Components. The Army National Guard of the United States, Army Reserve, Naval Reserve, Marine Corps Reserve, Air National Guard of the United States, Air Force Reserve, Coast Guard Reserve, and the Reserve Corps of the Public Health Service.

Service Academy Cadet or Midshipman. A person in training at one of the service academies to become a commissioned officer.

Transients. All military members who are not available for duty while executing permanent change of station (PCS) orders. Transients shall comprise all military personnel in a travel, proceed, leave enroute, or temporary duty enroute status on PCS orders to execute an accession, separation, training, operational, or rotational move.

Warrant Officer. A person who holds a commission or warrant in a warrant officer grade.