

MICROCOPY RESOLUTION TEST CHART
NATIONAL BUREAU OF STANDARDS-1963 A

AD-A165 705

DTIC FILE COPY

Department of Defense

M07

DIOR/m07-86/01

(12)

**WORLDWIDE U.S. ACTIVE DUTY
MILITARY PERSONNEL CASUALTIES**

OCTOBER 1, 1979 TO DECEMBER 31, 1985

Quarterly rept.

DISTRIBUTION STATEMENT A
Approved for public release
Distribution Unlimited

**DTIC
ELECTE**

S D
MAR 24 1986

OR

**DIRECTORATE FOR INFORMATION
OPERATIONS AND REPORTS (DIOR)**



Department of Defense

Worldwide U.S. Active Duty Military Personnel Casualties

October 1, 1979 through December 31, 1985

(Please See Note on Following Page)

*Prepared by
Washington Headquarters Services
Directorate for Information
Operations and Reports*

~~For sale by the Superintendent of Documents
U.S. Government Printing Office, Washington, D.C. 20402~~

DTIC/NTIS identification number for this publication is DIOR/M07-86/01.

FOREWORD

This publication provides data on worldwide active duty military personnel casualties. It is intended to provide summary information for the Office of the Secretary of Defense and various other Department of Defense (DoD) and Federal Government offices.

The information has been generated from an automated data base of casualty information certified and reported monthly by the military services under Reports Control Symbol DD-Comp(M,W,D&AR) 1531. Hence, responsibility for the accuracy of these data is that of each of the reporting military services. These reporting requirements are set forth in DoD Instruction 7730.63, "Reports on Active Duty Military Personnel in Official Combat Areas and in Noncombat Areas," dated August 26, 1982.

..... NOTE

This publication is designed to be used as a planning document and is not a record of day-to-day casualty counts. Since there is a lead time for casualty information to be reported by field activities to the military service casualty offices and then to the Office of the Secretary of Defense, the data cannot be used for publication or release as current data. Upon republication of this report, all changes, corrections, additions or deletions to prior data will be incorporated. It is imperative that the detailed information and the resulting casualty statistics be treated with the utmost care and sensitivity.

Since all casualty data, including any changes or modifications are as reported to the Office of the Secretary of Defense by the respective military service casualty offices, inquiries regarding individual casualties or other proposed changes to the data in this publication should be directed to the appropriate military service casualty offices:

Department of the Army
U.S. Army Military Personnel Center
ATTN: DAPC-PE-SI
2461 Eisenhower Avenue, Room 912
Alexandria, Virginia 22331-0433

Department of the Air Force
Air Force Manpower and
Personnel Center
AFMPC/MPC CAB
Randolph Air Force Base, Texas 78150

Department of the Navy
Naval Military Personnel Center
ATTN: NMPC-12, Room 1712
Washington, D.C. 20370

Headquarters U.S. Marine Corps
Personnel Services Division
Casualty Section
Arlington, Virginia 22214

Accession For	NTIS <input checked="" type="checkbox"/> CRA&I
	DTIC <input type="checkbox"/> TAB
	Unannounced <input type="checkbox"/>
	Justification
By	
Distribution /	
Availability Codes	
Dist	Avail a d/or Special
	A1



TABLE OF CONTENTS

PART I - WORLDWIDE U.S. ACTIVE DUTY MILITARY CASUALTIES - CUMULATIVE FROM 1 OCTOBER 1979 TO 31 DECEMBER 1985

Figure 1 - Worldwide U.S. Active Duty Military Personnel Casualties - All Records	3
Summary of All Casualties	5
Figure 2 - Worldwide U.S. Active Duty Military Deaths by Cause	7
Deaths by Cause of Casualty and Military Service	9
Figure 3 - Worldwide U.S. Active Duty Military Deaths by Race	15
—Deaths by Race, Pay Grade, and Military Service	17
Deaths by Home State of Record and Military Service	22
Deaths by Pay Grade and Military Service	24
Deaths by Attained Age and Military Service	26
PART II - WORLDWIDE U.S. ACTIVE DUTY MILITARY CASUALTIES - BY FISCAL YEAR	
Fiscal Year 1980	33
Fiscal Year 1981	39

PART I

**Worldwide U.S. Active Duty Military
Personnel Casualties Cumulative From
1 October 1979 through 31 December 1985**

**Worldwide U.S. Active Duty Military Personnel
Casualties/All Records From 10/01/79-12/31/85**

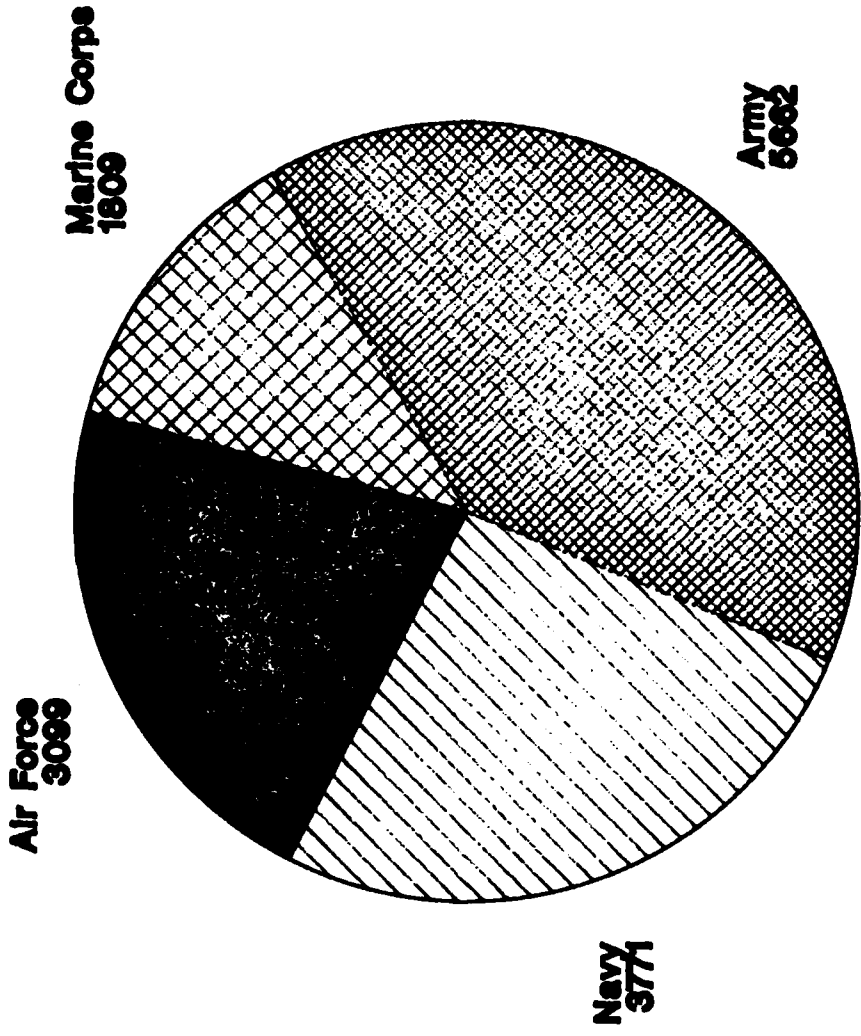


FIGURE 1

WORLDWIDE U.S. ACTIVE DUTY MILITARY CASUALTIES

BY CASUALTY GROUP AND MILITARY SERVICE

ALL RECORDS FROM 1 OCT 1979 TO 31 DEC 1985

CASUALTY GROUP	USA	USN	USAF	USMC	TOTAL
CASUALTIES - CAPTURED/INTERNEED OR MISSING					

HOSTILE - CURRENT CAPTURED/INTERNEED	0	0	0	0	0
- CURRENT MISSING	0	0	0	0	0
- RMC FROM CAPTURED	6	9	5	13	33
- RMC FROM MISSING	0	0	0	0	0
NONHOSTILE - CURRENT MISSING	0	4	0	0	4
- RMC FROM MISSING	0	0	0	0	0
CASUALTIES - DEATHS					

HOSTILE - KILLED	16	26	0	238	280
- DIED OF WOUNDS	1	0	0	3	4
- DIED WHILE MISSING	0	0	0	0	0
- DIED WHILE CAPTURED	0	1	0	0	1
TOTAL HOSTILE DEATHS	17	27	0	241	285
NONHOSTILE - DIED OTHER	4556	3093	2432	1417	11498
- DIED ILLNESS	1087	640	667	149	2543
- DIED WHILE MISSING	2	11	0	2	15
TOTAL NONHOSTILE DEATHS	5645	3744	3099	1568	14056
TOTAL DEATHS	5662	3771	3099	1809	14341

Worldwide U.S. Active Duty Military Deaths by Cause of Casualty - 1 OCT 79 to 31 DEC 85

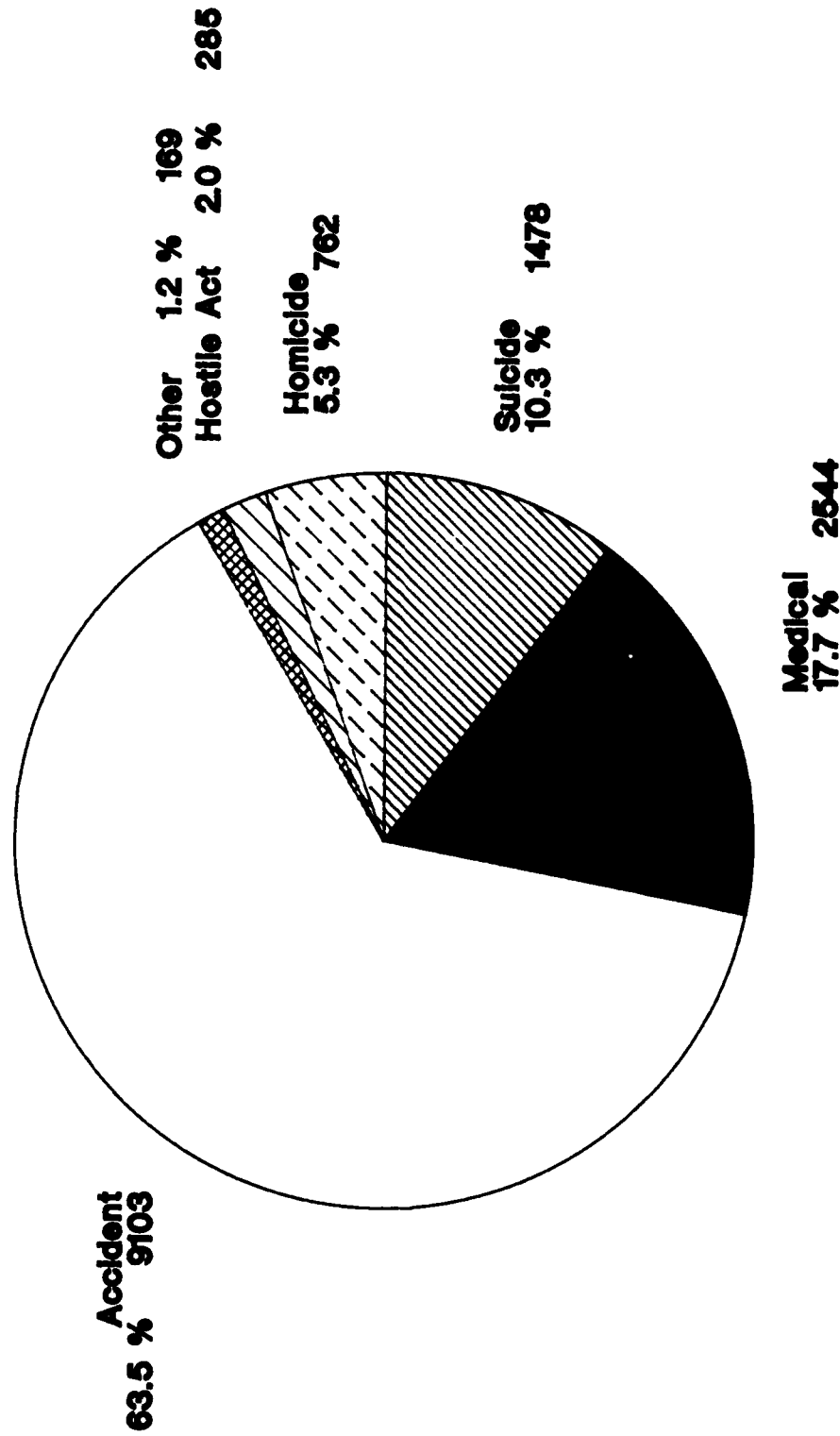


FIGURE 2

WORLDWIDE U.S. ACTIVE DUTY MILITARY DEATHS

BY CAUSE OF CASUALTY AND MILITARY SERVICE

ALL DEATHS FROM 1 OCT 1979 TO 31 DEC 1985

CAUSE OF CASUALTY	USA	USN	USAF	USMC	TOTAL
HOSTILE ACTION					
GUNSHOT OR SMALL ARMS FIRE	6	3	0	8	17
ARTILLERY OR ROCKET MORTAR FIRE	1	0	0	13	14
BOMB EXPLOSION	5	19	0	217	241
PARACHUTE ACCIDENT OR FAILURE	0	4	0	0	4
AIRCRAFT LOSS OR CRASH NOT AT SEA	1	1	0	3	5
OTHER	4	0	0	0	4
SUBTOTAL	17	27	0	241	285
ACCIDENT					
GUNSHOT OR SMALL ARMS FIRE	91	27	26	34	178
ARTILLERY OR ROCKET MORTAR FIRE	5	0	0	2	7
BOMB EXPLOSION	13	2	1	0	16
OTHER EXPLOSIVE DEVICE (GRENADE/MINE/BOOBY TRAP)	8	0	1	4	13
PARACHUTE ACCIDENT OR FAILURE	30	4	6	4	44
FELL OR LOST OVERBOARD (FROM A SHIP)	0	38	0	2	40
AIRCRAFT LOSS OR CRASH AT SEA	8	149	68	84	309
AIRCRAFT LOSS OR CRASH NOT AT SEA	438	173	449	126	1186
VEHICLE LOSS OR ACCIDENT (EXCEPT AIRCRAFT)	2314	1573	1036	657	5580
FIRE OR BURNS	9	14	8	1	32
FALL OR JUMP	101	78	48	23	250
DROWNING	278	200	150	79	707
SUFFOCATION	32	16	10	14	72
ELECTROCUTION	29	19	13	7	68

WORLDWIDE U.S. ACTIVE DUTY MILITARY DEATHS

BY CAUSE OF CASUALTY AND MILITARY SERVICE
 ALL DEATHS FROM 1 OCT 1979 TO 31 DEC 1985

CAUSE OF CASUALTY	USA	USN	USAF	USMC	TOTAL
STABBING	4	1	0	0	5
WEAPONS EFFECTS, OTHER THAN ABOVE	0	1	0	0	1
ALCOHOL ABUSE OR OVERDOSE	15	14	6	4	39
DRUG ABUSE OR OVERDOSE	46	17	10	4	77
POISONING (EXCEPT CARBON MONOXIDE)	16	8	3	5	32
POISONING - CARBON MONOXIDE	21	7	6	5	39
STRANGULATION	6	1	0	1	8
BEATING	1	0	0	0	1
HANGING	1	10	0	0	11
MISSING - ACCIDENT	0	1	0	0	1
OTHER	128	113	87	56	384
CAUSE NOT REPORTED	0	2	1	0	3
SUBTOTAL	3594	2468	1929	1112	9103
ILLNESS OR DISEASE					
SUFFOCATION	0	1	0	2	3
HEART ATTACK OR HEART-ASSOCIATED CONDITION	650	402	488	90	1630
STROKE OR CEREBROVASCULAR ACCIDENT	20	27	11	5	63
RESPIRATORY FAILURE	33	34	30	12	109
CANCER	55	55	25	12	147
PNEUMONIA	20	10	8	2	40
MALARIA	0	1	0	0	1
HEPATITIS	3	2	0	3	8
ALCOHOL ABUSE OR OVERDOSE	12	2	11	2	27

WORLDWIDE U.S. ACTIVE DUTY MILITARY DEATHS

BY CAUSE OF CASUALTY AND MILITARY SERVICE

ALL DEATHS FROM 1 OCT 1979 TO 31 DEC 1985

CAUSE OF CASUALTY	USA	USN	USAF	USMC	TOTAL
OTHER	291	105	93	21	510
CAUSE NOT REPORTED	3	2	1	0	6
SUBTOTAL	1087	641	667	149	2544
HOMICIDE - CIVIL					
GUNSHOT OR SMALL ARMS FIRE	221	110	61	62	454
SUFFOCATION	2	0	0	0	2
STABBING	82	51	24	26	183
DRUG ABUSE OR OVERDOSE	0	1	0	0	1
POISONING (EXCEPT CARBON MONOXIDE)	1	0	0	0	1
POISONING - CARBON MONOXIDE	1	0	0	0	1
STRANGULATION	19	9	3	2	33
BEATING	21	11	13	13	58
HANGING	0	1	0	0	1
OTHER	10	4	6	3	23
CAUSE NOT REPORTED	4	1	0	0	5
SUBTOTAL	361	188	107	106	762
SUICIDE					
GUNSHOT OR SMALL ARMS FIRE	348	162	240	129	879
FELL OR LOST OVERBOARD (FROM A SHIP)	0	2	0	0	2
VEHICLE LOSS OR ACCIDENT (EXCEPT AIRCRAFT)	1	0	0	0	1
FALL OR JUMP	21	20	6	5	52
DROWNING	1	0	0	1	2

WORLDWIDE U.S. ACTIVE DUTY MILITARY DEATHS

BY CAUSE OF CASUALTY AND MILITARY SERVICE

ALL DEATHS FROM 1 OCT 1979 TO 31 DEC 1985

CAUSE OF CASUALTY	USA	USN	USAF	USMC	TOTAL
SUFFOCATION	0	3	2	1	6
ELECTROCUTION	0	1	0	0	1
STABBING	1	1	0	0	2
ALCOHOL ABUSE OR OVERDOSE	1	0	1	0	2
DRUG ABUSE OR OVERDOSE	31	16	15	1	63
POISONING (EXCEPT CARBON MONOXIDE)	4	2	2	2	10
POISONING - CARBON MONOXIDE	40	38	43	7	128
STRANGULATION	50	49	31	10	140
HANGING	52	51	23	13	139
OTHER	14	17	16	3	50
CAUSE NOT REPORTED	0	1	0	0	1
SUBTOTAL	564	363	379	172	1478
OTHER					
GUNSHOT OR SMALL ARMS FIRE	0	11	0	1	12
VEHICLE LOSS OR ACCIDENT (EXCEPT AIRCRAFT)	0	1	0	0	1
FALL OR JUMP	0	4	0	0	4
DROWNING	0	2	0	0	2
SUFFOCATION	0	1	0	0	1
RESPIRATORY FAILURE	0	0	0	1	1
ALCOHOL ABUSE OR OVERDOSE	0	1	0	0	1
DRUG ABUSE OR OVERDOSE	1	4	0	0	5
POISONING (EXCEPT CARBON MONOXIDE)	0	1	0	0	1
POISONING - CARBON MONOXIDE	0	5	0	0	5

WORLDWIDE U.S. ACTIVE DUTY MILITARY DEATHS

BY CAUSE OF CASUALTY AND MILITARY SERVICE

ALL DEATHS FROM 1 OCT 1979 TO 31 DEC 1985

CAUSE OF CASUALTY	USA	USN	USAF	USMC	TOTAL
BEATING	0	0	0	1	1
HANGING	0	2	0	0	2
OTHER	4	5	3	2	14
CAUSE NOT REPORTED	34	47	14	24	119
SUBTOTAL	39	84	17	29	169
TOTAL DEATHS	5662	3771	3098	1809	14341

Worldwide U.S. Active Duty Military Deaths by Race - From 1 OCT 1979 to 31 DEC 1985

WHITE [Cross-hatched pattern]
BLACK [Dotted pattern]
OTHER [Solid black pattern]




FIGURE 3

WORLDWIDE U.S. ACTIVE DUTY MILITARY DEATHS
 BY RACE - WHITE (CAUCASOID)
 AND BY PAY GRADE AND MILITARY SERVICE
 ALL DEATHS FROM 1 OCT 1979 TO 31 DEC 1985

RANK / GRADE	USA	USN	USAF	USMC	TOTAL
GEN OF THE ARMY - FLEET ADM	1	0	0	0	1
GENERAL - ADMIRAL	0	0	1	0	1
LT GENERAL - VICE ADMIRAL	0	1	1	0	2
MAJ GENERAL - REAR ADMIRAL(U)	2	2	0	0	4
BRIG GENERAL - REAR ADM(L)/COMMODORE	2	0	2	0	4
COLONEL - CAPTAIN	40	27	39	9	115
LIEUTENANT COL - COMMANDER	54	63	64	12	193
MAJOR - LT COMMANDER	71	98	116	34	319
CAPTAIN - LIEUTENANT	99	111	234	69	513
1st LIEUTENANT - LIEUTENANT (JG)	46	76	85	64	271
2nd LIEUTENANT - ENSIGN	39	56	64	10	169
W4 CHIEF WARRANT OFFICER	29	5	0	1	35
W3 CHIEF WARRANT OFFICER	50	2	0	2	54
W2 CHIEF WARRANT OFFICER	58	5	0	5	68
W1 WARRANT OFFICER	26	0	0	2	28
TOTAL OFFICERS	517	446	208	606	1777
E-9	42	37	29	16	124
E-8	97	60	71	19	247
E-7	303	168	186	34	691
E-6	384	318	235	75	1012
E-5	550	523	348	183	1604
E-4	909	617	456	257	2239
E-3	570	606	537	372	2085
E-2	404	322	124	186	1036
E-1	237	205	70	88	600
TOTAL ENLISTED	3496	2856	1230	2056	9638
TOTAL GRADES NOT REPORTED	16	10	0	7	33
TOTAL DEATHS FOR ALL GRADES	4029	3312	2669	1438	11448

WORLDWIDE U.S. ACTIVE DUTY MILITARY DEATHS
BY RACE - BLACK (NEGROID OR AFRICAN)
AND BY PAY GRADE AND MILITARY SERVICE
ALL DEATHS FROM 1 OCT 1979 TO 31 DEC 1985

RANK / GRADE	USA	USN	USAF	USMC	TOTAL
COLONEL - CAPTAIN	0	0	2	0	2
LIEUTENANT COL - COMMANDER	4	0	2	0	6
MAJOR - LT COMMANDER	0	3	3	0	6
CAPTAIN - LIEUTENANT	15	1	7	2	25
1st LIEUTENANT - LIEUTENANT(JG)	7	2	4	0	13
2nd LIEUTENANT - ENSIGN	4	2	3	2	11
W4 CHIEF WARRANT OFFICER	1	0	0	0	1
W3 CHIEF WARRANT OFFICER	3	2	0	0	5
W2 CHIEF WARRANT OFFICER	8	0	0	0	8
TOTAL OFFICERS	42	10	4	21	77
E-9	11	2	6	2	21
E-8	35	4	7	5	51
E-7	88	13	31	8	140
E-6	182	32	55	23	292
E-5	271	51	78	52	452
E-4	398	75	90	64	627
E-3	199	89	78	80	446
E-2	112	38	15	32	197
E-1	97	37	5	35	174
TOTAL ENLISTED	1393	341	301	365	2400
TOTAL GRADES NOT REPORTED	1	0	0	1	2
TOTAL DEATHS FOR ALL GRADES	1436	351	387	305	2479

WORLDWIDE U.S. ACTIVE DUTY MILITARY DEATHS
 BY RACE - YELLOW (ASIAN/MONGOLOID)
 AND BY PAY GRADE AND MILITARY SERVICE
 ALL DEATHS FROM 1 OCT 1979 TO 31 DEC 1985

RANK / GRADE	USA	USN	USAF	USMC	TOTAL
LIEUTENANT COL - COMMANDER	0	1	0	0	1
MAJOR - LT COMMANDER	2	0	0	0	2
CAPTAIN - LIEUTENANT	2	0	1	0	3
1st LIEUTENANT - LIEUTENANT (JG)	0	1	0	0	1
TOTAL OFFICERS	4	2	0	1	7
E-9	1	0	0	0	1
E-8	1	5	0	0	6
E-7	1	7	0	1	9
E-6	3	29	0	0	33
E-5	4	10	0	0	14
E-4	8	9	0	1	18
E-3	6	5	2	3	16
E-2	2	3	0	0	5
E-1	0	4	0	0	4
TOTAL ENLISTED	26	72	5	3	106
TOTAL DEATHS FOR ALL GRADES	30	74	4	5	113

WORLDWIDE U.S. ACTIVE DUTY MILITARY DEATHS
 BY RACE - RED (AMERICAN INDIAN)
 AND BY PAY GRADE AND MILITARY SERVICE
 ALL DEATHS FROM 1 OCT 1979 TO 31 DEC 1985

RANK / GRADE	USA	USN	USAF	USMC	TOTAL
MAJOR - LT COMMANDER	1	0	0	0	1
TOTAL OFFICERS	1	0	0	0	1
E-6	1	1	0	0	2
E-5	3	2	0	1	6
E-4	4	1	2	1	8
E-3	2	4	0	7	13
E-2	3	5	0	12	20
E-1	2	1	0	2	5
TOTAL ENLISTED	15	14	23	2	54
TOTAL DEATHS FOR ALL GRADES	16	14	2	23	55

WORLDWIDE U.S. ACTIVE DUTY MILITARY DEATHS
 BY RACE - OTHER/UNKNOWN
 AND BY PAY GRADE AND MILITARY SERVICE
 ALL DEATHS FROM 1 OCT 1979 TO 31 DEC 1985

RANK / GRADE	USA	USN	USAF	USMC	TOTAL
LIEUTENANT COL - COMMANDER	1	0	1	0	2
MAJOR - LT COMMANDER	1	0	2	0	3
CAPTAIN - LIEUTENANT	2	0	0	0	2
1st LIEUTENANT - LIEUTENANT (JG)	1	0	1	0	2
2nd LIEUTENANT - ENSIGN	2	1	0	0	3
W4 CHIEF WARRANT OFFICER	1	0	0	0	1
TOTAL OFFICERS	8	1	0	4	13
E-9	0	1	0	0	1
E-8	2	0	2	1	5
E-7	5	2	3	1	11
E-6	18	7	1	1	27
E-5	26	7	6	3	42
E-4	44	0	9	5	58
E-3	28	1	9	14	52
E-2	11	1	2	9	23
E-1	8	0	1	4	13
TOTAL ENLISTED	142	19	38	33	232
TOTAL GRADES NOT REPORTED	1	0	0	0	1
TOTAL DEATHS FOR ALL GRADES	151	20	37	38	246

WORLDWIDE U.S. ACTIVE DUTY MILITARY DEATHS

BY HOME STATE OF RECORD AND MILITARY SERVICE

ALL DEATHS FROM 1 OCT 1979 TO 31 DEC 1985

HOME STATE OF RECORD	USA	USN	USAF	USMC	TOTAL
ALABAMA	167	62	57	33	319
ALASKA	20	5	3	0	28
ARIZONA	48	60	36	26	170
ARKANSAS	85	23	32	21	161
CALIFORNIA	401	331	260	163	1155
COLORADO	64	57	33	20	174
CONNECTICUT	58	49	41	30	178
DELAWARE	22	13	8	3	46
DISTRICT OF COLUMBIA	25	11	7	6	49
FLORIDA	315	183	171	101	770
GEORGIA	201	91	84	34	410
HAWAII	20	14	17	2	53
IDAHO	25	18	20	10	73
ILLINOIS	225	142	127	97	591
INDIANA	136	79	80	37	332
IOWA	60	48	27	21	156
KANSAS	49	53	47	9	158
KENTUCKY	107	35	38	29	209
LOUISIANA	89	51	61	33	234
MAINE	37	28	13	15	93
MARYLAND	118	73	43	28	262
MASSACHUSETTS	103	83	79	46	311
MICHIGAN	208	162	99	76	545
MINNESOTA	79	70	57	34	240
MISSISSIPPI	93	37	40	17	187
MISSOURI	114	89	83	39	325
MONTANA	23	24	11	3	61
NEBRASKA	33	35	31	10	109
NEVADA	21	12	8	4	45
NEW HAMPSHIRE	21	16	21	9	67
NEW JERSEY	118	118	62	70	368
NEW MEXICO	43	48	37	13	141
NEW YORK	335	263	203	146	947
NORTH CAROLINA	213	93	79	42	427
NORTH DAKOTA	17	10	12	7	46
OHIO	235	164	141	84	624
OKLAHOMA	69	41	38	20	168
OREGON	67	68	38	17	190
PENNSYLVANIA	277	206	182	111	776
RHODE ISLAND	19	19	17	12	67
SOUTH CAROLINA	130	49	54	29	262
SOUTH DAKOTA	120	14	12	2	48
TENNESSEE	155	85	70	27	337
TEXAS	371	236	221	92	920
UTAH	29	15	18	7	69
VERMONT	21	11	8	2	42
VIRGINIA	190	109	62	61	422

WORLDWIDE U.S. ACTIVE DUTY MILITARY DEATHS

BY HOME STATE OF RECORD AND MILITARY SERVICE

ALL DEATHS FROM 1 OCT 1979 TO 31 DEC 1985

HOME STATE OF RECORD	USA	USN	USAF	USMC	TOTAL
WASHINGTON	100	83	67	41	291
WEST VIRGINIA	58	27	23	18	126
WISCONSIN	83	61	47	43	234
WYOMING	19	13	7	1	40
TOTAL U.S.	5536	3687	3032	1801	14056
AMERICAN SAMOA	5	0	0	1	6
GUAM	12	1	2	0	15
CANAL ZONE	2	1	0	0	3
PUERTO RICO	77	6	6	2	91
VIRGIN ISLANDS	5	1	0	0	6
TOTAL U.S. TERRITORY	101	9	8	3	121
AUSTRALIA	1	0	0	0	1
CANADA	0	0	0	1	1
EGYPT	0	0	1	0	1
FEDERAL REPUBLIC GERMANY	0	0	1	0	1
GHANA	0	1	0	0	1
ITALY	1	0	0	0	1
JAPAN	1	0	0	0	1
JAMAICA	1	0	0	0	1
REPUBLIC OF KOREA	0	0	1	0	1
NICARAGUA	1	0	0	0	1
ROMANIA	0	0	0	1	1
PHILIPPINES	4	42	1	0	47
SPAIN	0	0	1	0	1
UNITED KINGDOM	1	1	1	0	3
VIETNAM	1	0	0	0	1
TOTAL FOREIGN	11	44	6	2	63
OTHER	10	31	0	1	42
	4	0	53	2	59
TOTAL FOREIGN	14	31	53	3	101
TOTAL DEATHS	5662	3771	3099	1809	14341

WORLDWIDE U.S. ACTIVE DUTY MILITARY DEATHS

BY PAY GRADE AND MILITARY SERVICE

ALL DEATHS FROM 1 OCT 1979 TO 31 DEC 1985

RANK / GRADE	USA	USN	USAF	USMC	TOTAL
GEN OF THE ARMY - FLEET ADM	1	0	0	0	1
GENERAL - ADMIRAL	0	0	1	0	1
LT GENERAL - VICE ADMIRAL	0	1	1	0	2
MAJ GENERAL - REAR ADMIRAL(U)	2	2	0	0	4
BRIG GENERAL - REAR ADM(L)/COMMODORE	2	0	2	0	4
COLONEL - CAPTAIN	40	27	41	9	117
LIEUTENANT COL - COMMANDER	59	64	67	12	202
MAJOR - LT COMMANDER	75	101	121	34	331
CAPTAIN - LIEUTENANT	118	112	242	71	543
1st LIEUTENANT - LIEUTENANT (JG)	54	79	90	64	287
2nd LIEUTENANT - ENSIGN	45	59	67	12	183
W4 CHIEF WARRANT OFFICER	31	5	0	1	37
W3 CHIEF WARRANT OFFICER	53	4	0	2	59
W2 CHIEF WARRANT OFFICER	66	5	0	5	76
W1 WARRANT OFFICER	26	0	0	2	28
TOTAL OFFICERS	572	459	632	212	1875
E-9	54	40	35	18	147
E-8	135	69	80	25	309
E-7	397	190	220	44	851
E-6	588	387	292	99	1366
E-5	854	593	432	239	2118
E-4	1363	702	557	328	2950
E-3	805	705	626	476	2612
E-2	532	369	141	239	1281
E-1	344	247	76	129	796
TOTAL ENLISTED	5072	3302	2459	1597	12430
GRADES NOT REPORTED	18	10	8	0	36
TOTAL DEATHS FOR ALL GRADES	5662	3771	3099	1809	14341

WORLDWIDE U.S. ACTIVE DUTY MILITARY DEATHS

PERCENTAGE DISTRIBUTION
BY PAY GRADE AND MILITARY SERVICE

ALL DEATHS FROM 1 OCT 1979 TO 31 DEC 1985

RANK / GRADE	USA	USN	USAF	USMC	TOTAL	CUMULATIVE
GEN OF THE ARMY - FLEET ADM	0.01%	0.00%	0.00%	0.00%	0.01%	0.01%
GENERAL - ADMIRAL	0.00%	0.00%	0.01%	0.00%	0.01%	0.01%
LT GENERAL - VICE ADMIRAL	0.00%	0.01%	0.01%	0.00%	0.01%	0.03%
MAJ GENERAL - REAR ADMIRAL(U)	0.01%	0.01%	0.00%	0.00%	0.03%	0.06%
BRIG GENERAL - REAR ADM(L)/COMMODORE	0.01%	0.00%	0.01%	0.00%	0.03%	0.08%
COLONEL - CAPTAIN	0.28%	0.19%	0.29%	0.06%	0.82%	0.90%
LIEUTENANT COL - COMMANDER	0.41%	0.45%	0.47%	0.08%	1.41%	2.31%
MAJOR - LT COMMANDER	0.52%	0.70%	0.84%	0.24%	2.31%	4.62%
CAPTAIN - LIEUTENANT	0.82%	0.78%	1.69%	0.50%	3.79%	8.40%
1st LIEUTENANT - LIEUTENANT(JG)	0.38%	0.55%	0.63%	0.45%	2.00%	10.40%
2nd LIEUTENANT - ENSIGN	0.31%	0.41%	0.47%	0.08%	1.28%	11.68%
W4 CHIEF WARRANT OFFICER	0.22%	0.03%	0.00%	0.01%	0.26%	11.94%
W3 CHIEF WARRANT OFFICER	0.37%	0.03%	0.00%	0.01%	0.41%	12.35%
W2 CHIEF WARRANT OFFICER	0.46%	0.03%	0.00%	0.03%	0.53%	12.88%
W1 WARRANT OFFICER	0.18%	0.00%	0.00%	0.01%	0.20%	13.07%
TOTAL OFFICERS	3.99%	3.20%	4.41%	1.48%	13.07%	
E-9	0.38%	0.28%	0.24%	0.13%	1.03%	14.10%
E-8	0.94%	0.48%	0.56%	0.17%	2.15%	16.25%
E-7	2.77%	1.32%	1.53%	0.31%	5.93%	22.19%
E-6	4.10%	2.70%	2.04%	0.69%	9.53%	31.71%
E-5	5.95%	4.13%	3.01%	1.67%	14.77%	46.48%
E-4	9.50%	4.90%	3.88%	2.29%	20.57%	67.05%
E-3	5.61%	4.92%	4.37%	3.32%	18.21%	85.27%
E-2	3.71%	2.57%	0.98%	1.67%	8.93%	94.20%
E-1	2.40%	1.72%	0.53%	0.90%	5.55%	99.75%
TOTAL ENLISTED	35.37%	23.02%	17.15%	11.14%	86.67%	
GRADES NOT REPORTED	0.13%	0.07%	0.06%	0.00%	0.25%	100.00%
TOTAL DEATHS	39.48%	26.30%	21.61%	12.61%	100.00%	

WORLDWIDE U.S. ACTIVE DUTY MILITARY DEATHS

BY ATTAINED AGE AND MILITARY SERVICE

ALL DEATHS FROM 1 OCT 1979 TO 31 DEC 1985

ATTAINED AGE	USA	USN	USAF	USMC	TOTAL
17	27	20	4	12	63
18	214	120	55	77	466
19	518	283	176	211	1188
20	552	423	226	260	1461
21	579	426	250	272	1527
22	437	355	219	171	1182
23	370	259	196	130	955
24	317	228	171	91	807
25	264	199	150	94	707
26	226	144	122	84	576
27	226	157	124	58	565
28	182	124	108	51	465
29	157	103	99	47	406
30	107	80	92	45	324
31	139	52	70	21	282
32	118	64	71	19	272
33	105	65	94	29	293
34	94	68	90	13	265
35	94	56	83	17	250
36	99	69	79	10	257
37	113	72	92	14	291
38	86	61	76	12	235
39	72	52	69	10	203
40	76	41	59	6	182
41	83	38	59	9	189
42	56	30	45	8	139
43	40	36	47	6	129
44	48	19	24	3	94
45	39	27	25	8	99
46	45	16	19	4	84
47	36	19	26	5	86
48	23	10	16	1	50
49	24	7	11	4	46
50	18	11	13	2	44
51 AND OVER	78	35	39	5	157
AGE NOT REPORTED	0	2	0	0	2
TOTAL DEATHS	5662	3771	3099	1809	14341

WORLDWIDE U.S. ACTIVE DUTY MILITARY DEATHS

PERCENTAGE DISTRIBUTION
BY ATTAINED AGE AND MILITARY SERVICE

ALL DEATHS FROM 1 OCT 1979 TO 31 DEC 1985

ATTAINED AGE	USA	USN	USAF	USMC	TOTAL	CUMULATIVE
17	0.19%	0.14%	0.03%	0.08%	0.44%	0.44%
18	1.49%	0.84%	0.38%	0.54%	3.25%	3.69%
19	3.61%	1.97%	1.23%	1.47%	8.28%	11.97%
20	3.85%	2.95%	1.58%	1.81%	10.19%	22.16%
21	4.04%	2.97%	1.74%	1.90%	10.65%	32.81%
22	3.05%	2.48%	1.53%	1.19%	8.24%	41.05%
23	2.58%	1.81%	1.37%	0.91%	6.66%	47.71%
24	2.21%	1.59%	1.19%	0.63%	5.63%	53.34%
25	1.84%	1.39%	1.05%	0.66%	4.93%	58.27%
26	1.58%	1.00%	0.85%	0.59%	4.02%	62.28%
27	1.58%	1.09%	0.86%	0.40%	3.94%	66.22%
28	1.27%	0.86%	0.75%	0.36%	3.24%	69.47%
29	1.09%	0.72%	0.69%	0.33%	2.83%	72.30%
30	0.75%	0.56%	0.64%	0.31%	2.26%	74.56%
31	0.97%	0.36%	0.49%	0.15%	1.97%	76.52%
32	0.82%	0.45%	0.50%	0.13%	1.90%	78.42%
33	0.73%	0.45%	0.66%	0.20%	2.04%	80.46%
34	0.66%	0.47%	0.63%	0.09%	1.85%	82.31%
35	0.66%	0.39%	0.58%	0.12%	1.74%	84.05%
36	0.69%	0.48%	0.55%	0.07%	1.79%	85.84%
37	0.79%	0.50%	0.64%	0.10%	2.03%	87.87%
38	0.60%	0.43%	0.53%	0.08%	1.64%	89.51%
39	0.50%	0.36%	0.48%	0.07%	1.42%	90.93%
40	0.53%	0.29%	0.41%	0.04%	1.27%	92.20%
41	0.58%	0.26%	0.41%	0.06%	1.32%	93.52%
42	0.39%	0.21%	0.31%	0.06%	0.97%	94.48%
43	0.28%	0.25%	0.33%	0.04%	0.90%	95.38%
44	0.33%	0.13%	0.17%	0.02%	0.66%	96.04%
45	0.27%	0.19%	0.17%	0.06%	0.69%	96.73%
46	0.31%	0.11%	0.13%	0.03%	0.59%	97.32%
47	0.25%	0.13%	0.18%	0.03%	0.60%	97.92%
48	0.16%	0.07%	0.11%	0.01%	0.35%	98.26%
49	0.17%	0.05%	0.08%	0.03%	0.32%	98.58%
50	0.13%	0.08%	0.09%	0.01%	0.31%	98.89%
51 AND OVER	0.54%	0.24%	0.27%	0.03%	1.08%	99.99%
AGE NOT REPORTED	0.00%	0.01%	0.00%	0.00%	0.01%	100.00%
TOTAL DEATHS	39.48%	26.30%	21.61%	12.61%	100.00%	

PART II

**Worldwide U.S. Active Duty Military
Personnel Casualties by Fiscal Year**

Fiscal Year 1980
(1 October 1979 through 30 September 1980)

WORLDWIDE U.S. ACTIVE DUTY MILITARY CASUALTIES

BY CASUALTY GROUP AND MILITARY SERVICE

ALL RECORDS FROM 1 OCT 1979 TO 30 SEP 1980

CASUALTY GROUP	USA	USN	USAF	USMC	TOTAL
CASUALTIES - CAPTURED/INTERNEED OR MISSING					

HOSTILE - CURRENT CAPTURED/INTERNEED	0	0	0	0	0
- CURRENT MISSING	0	0	0	0	0
- RMC FROM CAPTURED	0	0	0	0	0
- RMC FROM MISSING	0	0	0	0	0
NONHOSTILE - CURRENT MISSING					
- RMC FROM MISSING	0	0	0	0	0
CASUALTIES - DEATHS					

HOSTILE - KILLED	0	0	0	0	0
- DIED OF WOUNDS	0	0	0	0	0
- DIED WHILE MISSING	0	0	0	0	0
- DIED WHILE CAPTURED	0	0	0	0	0
TOTAL HOSTILE DEATHS	0	0	0	0	0
NONHOSTILE - DIED OTHER					
- DIED ILLNESS	725	592	406	267	1990
- DIED WHILE MISSING	164	102	114	20	400
TOTAL NONHOSTILE DEATHS	889	694	520	287	2390
TOTAL DEATHS	889	694	520	287	2390

WORLDWIDE U.S. ACTIVE DUTY MILITARY DEATHS

BY CAUSE OF CASUALTY AND MILITARY SERVICE
 ALL DEATHS FROM 1 OCT 1979 TO 30 SEP 1980

CAUSE OF CASUALTY	USA	USN	USAF	USMC	TOTAL
ACCIDENT					
GUNSHOT OR SMALL ARMS FIRE	7	4	8	6	25
ARTILLERY OR ROCKET MORTAR FIRE	2	0	0	0	2
OTHER EXPLOSIVE DEVICE (GRENADE/MINE/BOOBY TRAP)	4	0	0	0	4
PARACHUTE ACCIDENT OR FAILURE	7	2	0	0	9
FELL OR LOST OVERBOARD (FROM A SHIP)	0	2	0	0	2
AIRCRAFT LOSS OR CRASH AT SEA	4	49	8	11	72
AIRCRAFT LOSS OR CRASH NOT AT SEA	24	29	60	22	135
VEHICLE LOSS OR ACCIDENT (EXCEPT AIRCRAFT)	359	278	182	123	942
FALL OR JUMP	17	13	8	0	38
DROWNING	58	60	30	19	167
SUFFOCATION	6	1	2	1	10
ELECTROCUTION	6	3	1	2	12
ALCOHOL ABUSE OR OVERDOSE	2	1	1	1	5
DRUG ABUSE OR OVERDOSE	23	1	3	2	29
POISONING (EXCEPT CARBON MONOXIDE)	4	1	1	0	6
OTHER	49	33	18	19	119
SUBTOTAL	572	477	322	206	1577
ILLNESS OR DISEASE					
HEART ATTACK OR HEART-ASSOCIATED CONDITION	84	66	79	14	243
STROKE OR CEREBROVASCULAR ACCIDENT	2	3	1	1	7
RESPIRATORY FAILURE	3	6	5	2	16

WORLDWIDE U.S. ACTIVE DUTY MILITARY DEATHS

BY CAUSE OF CASUALTY AND MILITARY SERVICE
ALL DEATHS FROM 1 OCT 1979 TO 30 SEP 1980

CAUSE OF CASUALTY	USA	USN	USAF	USMC	TOTAL
CANCER	14	8	1	0	23
PNEUMONIA	8	1	3	0	12
ALCOHOL ABUSE OR OVERDOSE	4	1	3	1	9
OTHER	49	17	22	2	90
SUBTOTAL	164	102	114	20	400
HOMICIDE - CIVIL					
GUNSHOT OR SMALL ARMS FIRE	40	28	12	17	97
STABBING	12	11	3	7	33
STRANGULATION	3	3	1	1	8
BEATING	7	1	4	5	17
OTHER	2	1	2	1	6
SUBTOTAL	64	44	22	31	161
SUICIDE					
GUNSHOT OR SMALL ARMS FIRE	55	27	37	21	140
FALL OR JUMP	3	5	1	2	11
DRUG ABUSE OR OVERDOSE	4	1	3	0	8
POISONING (EXCEPT CARBON MONOXIDE)	2	0	1	0	3
POISONING - CARBON MONOXIDE	4	3	3	0	10
STRANGULATION	14	17	13	3	47
OTHER	4	8	3	1	16
SUBTOTAL	86	61	61	27	235

WORLDWIDE U.S. ACTIVE DUTY MILITARY DEATHS

BY CAUSE OF CASUALTY AND MILITARY SERVICE

ALL DEATHS FROM 1 OCT 1979 TO 30 SEP 1980

CAUSE OF CASUALTY	USA	USN	USAF	USMC	TOTAL
OTHER					
OTHER	1	3	0	1	5
CAUSE NOT REPORTED	2	7	1	2	12
SUBTOTAL	3	10	1	3	17
TOTAL DEATHS	889	694	520	287	2390

Fiscal Year 1981
(1 October 1980 through 30 September 1981)

WORLDWIDE U.S. ACTIVE DUTY MILITARY CASUALTIES

BY CASUALTY GROUP AND MILITARY SERVICE
ALL RECORDS FROM 1 OCT 1980 TO 30 SEP 1981

CASUALTY GROUP	USA	USN	USAF	USMC	TOTAL
CASUALTIES - CAPTURED/INTERNEED OR MISSING					

HOSTILE - CURRENT CAPTURED/INTERNEED	0	0	0	0	0
- CURRENT MISSING	0	0	0	0	0
- RMC FROM CAPTURED	6	3	5	13	27
- RMC FROM MISSING	0	0	0	0	0
NONHOSTILE - CURRENT MISSING	0	0	0	0	0
- RMC FROM MISSING	0	0	0	0	0
CASUALTIES - DEATHS					

HOSTILE - KILLED	0	0	0	0	0
- DIED OF WOUNDS	0	0	0	0	0
- DIED WHILE MISSING	0	0	0	0	0
- DIED WHILE CAPTURED	0	0	0	0	0
TOTAL HOSTILE DEATHS	0	0	0	0	0
NONHOSTILE - DIED OTHER	742	525	444	239	1950
- DIED ILLNESS	204	115	120	29	468
- DIED WHILE MISSING	0	0	0	0	0
TOTAL NONHOSTILE DEATHS	946	640	564	268	2418
TOTAL DEATHS	946	640	564	268	2418

WORLDWIDE U.S. ACTIVE DUTY MILITARY DEATHS

BY CAUSE OF CASUALTY AND MILITARY SERVICE
ALL DEATHS FROM 1 OCT 1980 TO 30 SEP 1981

CAUSE OF CASUALTY	USA	USN	USAF	USMC	TOTAL
ACCIDENT					
GUNSHOT OR SMALL ARMS FIRE	10	5	4	6	25
ARTILLERY OR ROCKET MORTAR FIRE	1	0	0	2	3
OTHER EXPLOSIVE DEVICE (GRENADE/MINE/BOOBY TRAP)	2	0	0	1	3
PARACHUTE ACCIDENT OR FAILURE	4	0	2	4	10
FELL OR LOST OVERBOARD (FROM A SHIP)	0	15	0	0	15
AIRCRAFT LOSS OR CRASH AT SEA	2	22	14	17	55
AIRCRAFT LOSS OR CRASH NOT AT SEA	32	9	104	23	168
VEHICLE LOSS OR ACCIDENT (EXCEPT AIRCRAFT)	407	273	179	88	947
FALL OR JUMP	14	13	5	5	37
DROWNING	55	46	25	15	141
SUFFOCATION	5	4	0	4	13
ELECTROCUTION	3	7	4	0	14
ALCOHOL ABUSE OR OVERDOSE	4	1	2	1	8
DRUG ABUSE OR OVERDOSE	4	7	1	2	14
POISONING (EXCEPT CARBON MONOXIDE)	2	2	0	1	5
OTHER	24	20	19	12	75
SUBTOTAL	569	424	359	181	1533
ILLNESS OR DISEASE					
HEART ATTACK OR HEART-ASSOCIATED CONDITION	135	69	85	21	310
STROKE OR CEREBROVASCULAR ACCIDENT	9	1	4	0	14
RESPIRATORY FAILURE	6	3	3	1	13

WORLDWIDE U.S. ACTIVE DUTY MILITARY DEATHS

BY CAUSE OF CASUALTY AND MILITARY SERVICE
ALL DEATHS FROM 1 OCT 1980 TO 30 SEP 1981

CAUSE OF CASUALTY	USA	USN	USAF	USMC	TOTAL
CANCER	9	12	8	3	32
PNEUMONIA	2	4	1	0	7
ALCOHOL ABUSE OR OVERDOSE	2	0	3	1	6
OTHER	41	26	16	3	86
SUBTOTAL	204	115	120	29	468
HOMICIDE - CIVIL					
GUNSHOT OR SMALL ARMS FIRE	50	15	20	15	100
STABBING	20	14	2	4	40
STRANGULATION	3	0	1	1	5
BEATING	3	0	3	2	8
HANGING	0	1	0	0	1
OTHER	2	1	1	1	5
SUBTOTAL	78	31	27	23	159
SUICIDE					
GUNSHOT OR SMALL ARMS FIRE	51	30	41	25	147
FALL OR JUMP	6	3	0	0	9
DRUG ABUSE OR OVERDOSE	7	3	1	1	12
POISONING (EXCEPT CARBON MONOXIDE)	0	0	0	1	1
POISONING - CARBON MONOXIDE	8	9	7	3	27
STRANGULATION	16	17	6	1	40
OTHER	1	3	2	2	8

WORLDWIDE U.S. ACTIVE DUTY MILITARY DEATHS

BY CAUSE OF CASUALTY AND MILITARY SERVICE
 ALL DEATHS FROM 1 OCT 1980 TO 30 SEP 1981

CAUSE OF CASUALTY	USA	USN	USAF	USMC	TOTAL
SUBTOTAL	89	65	57	33	244
OTHER					
CAUSE NOT REPORTED	6	5	1	2	14
SUBTOTAL	6	5	1	2	14
TOTAL DEATHS	946	640	564	268	2418

**Fiscal Year 1982
(1 October 1981 through 30 September 1982)**

WORLDWIDE U.S. ACTIVE DUTY MILITARY CASUALTIES

BY CASUALTY GROUP AND MILITARY SERVICE

ALL RECORDS FROM 1 OCT 1981 TO 30 SEP 1982

CASUALTY GROUP	USA	USN	USAF	USMC	TOTAL
CASUALTIES - CAPTURED/INTERNEED OR MISSING					

HOSTILE	0	0	0	0	0
- CURRENT CAPTURED/INTERNEED	0	0	0	0	0
- CURRENT MISSING	0	0	0	0	0
- RMC FROM CAPTURED	0	0	0	0	0
- RMC FROM MISSING	0	0	0	0	0
NONHOSTILE	0	0	0	0	0
- CURRENT MISSING	0	0	0	0	0
- RMC FROM MISSING	0	0	0	0	0
CASUALTIES - DEATHS					

HOSTILE	0	0	0	0	0
- KILLED	0	0	0	0	0
- DIED OF WOUNDS	0	0	0	0	0
- DIED WHILE MISSING	0	0	0	0	0
- DIED WHILE CAPTURED	0	0	0	0	0
TOTAL HOSTILE DEATHS	0	0	0	0	0
NONHOSTILE	756	470	428	222	1876
- DIED OTHER	199	90	115	29	433
- DIED ILLNESS	1	1	0	0	2
- DIED WHILE MISSING	956	561	543	251	2311
TOTAL NONHOSTILE DEATHS					
TOTAL DEATHS	956	561	543	251	2311

WORLDWIDE U.S. ACTIVE DUTY MILITARY DEATHS

BY CAUSE OF CASUALTY AND MILITARY SERVICE

ALL DEATHS FROM 1 OCT 1981 TO 30 SEP 1982

CAUSE OF CASUALTY	USA	USN	USAF	USMC	TOTAL
ACCIDENT					
GUNSHOT OR SMALL ARMS FIRE	13	6	4	5	28
BOMB EXPLOSION	1	0	0	0	1
OTHER EXPLOSIVE DEVICE (GRENADE/MINE/BOOBY TRAP)	1	0	0	2	3
PARACHUTE ACCIDENT OR FAILURE	10	0	0	0	10
FELL OR LOST OVERBOARD (FROM A SHIP)	0	5	0	1	6
AIRCRAFT LOSS OR CRASH AT SEA	0	23	3	5	31
AIRCRAFT LOSS OR CRASH NOT AT SEA	47	31	110	11	199
VEHICLE LOSS OR ACCIDENT (EXCEPT AIRCRAFT)	409	227	180	121	937
FALL OR JUMP	16	16	7	4	43
DROWNING	35	31	22	9	97
SUFFOCATION	8	7	2	3	20
ELECTROCUTION	7	1	1	0	9
ALCOHOL ABUSE OR OVERDOSE	2	3	3	1	9
DRUG ABUSE OR OVERDOSE	5	2	4	0	11
POISONING (EXCEPT CARBON MONOXIDE)	9	2	1	1	13
OTHER	26	31	13	12	82
SUBTOTAL	589	385	350	175	1499
ILLNESS OR DISEASE					
HEART ATTACK OR HEART-ASSOCIATED CONDITION	115	47	83	17	262
STROKE OR CEREBROVASCULAR ACCIDENT	2	3	2	0	7
RESPIRATORY FAILURE	5	4	5	4	18

WORLDWIDE U.S. ACTIVE DUTY MILITARY DEATHS

BY CAUSE OF CASUALTY AND MILITARY SERVICE
ALL DEATHS FROM 1 OCT 1981 TO 30 SEP 1982

CAUSE OF CASUALTY	USA	USN	USAF	USMC	TOTAL
CANCER	9	10	3	2	24
PNEUMONIA	3	2	0	0	5
ALCOHOL ABUSE OR OVERDOSE	2	1	2	0	5
OTHER	63	23	20	6	112
SUBTOTAL	199	90	115	29	433
HOMICIDE - CIVIL					
GUNSHOT OR SMALL ARMS FIRE	38	12	7	7	64
STABBING	14	5	5	7	31
STRANGULATION	3	3	0	0	6
BEATING	0	2	2	2	6
OTHER	3	0	2	0	5
SUBTOTAL	58	22	16	16	112
SUICIDE					
GUNSHOT OR SMALL ARMS FIRE	59	26	36	21	142
FALL OR JUMP	3	4	2	0	9
DRUG ABUSE OR OVERDOSE	6	2	5	0	13
POISONING (EXCEPT CARBON MONOXIDE)	0	1	0	0	1
POISONING - CARBON MONOXIDE	8	3	4	3	18
STRANGULATION	17	12	8	4	41
HANGING	0	1	0	0	1
OTHER	4	6	5	0	15

WORLDWIDE U.S. ACTIVE DUTY MILITARY DEATHS

BY CAUSE OF CASUALTY AND MILITARY SERVICE
 ALL DEATHS FROM 1 OCT 1981 TO 30 SEP 1982

CAUSE OF CASUALTY	USA	USN	USAF	USMC	TOTAL
SUBTOTAL	97	55	60	28	240
OTHER					
OTHER	0	1	0	0	1
CAUSE NOT REPORTED	13	8	2	3	26
SUBTOTAL	13	9	2	3	27
TOTAL DEATHS	956	561	543	251	2311

Fiscal Year 1983

(1 October 1982 through 30 September 1983)

WORLDWIDE U.S. ACTIVE DUTY MILITARY CASUALTIES

BY CASUALTY GROUP AND MILITARY SERVICE

ALL RECORDS FROM 1 OCT 1982 TO 30 SEP 1983

CASUALTY GROUP	USA	USN	USAF	USMC	TOTAL
CASUALTIES - CAPTURED/INTERNEED OR MISSING					

HOSTILE - CURRENT CAPTURED/INTERNEED	0	0	0	0	0
- CURRENT MISSING	0	0	0	0	0
- RMC FROM CAPTURED	0	0	0	0	0
- RMC FROM MISSING	0	0	0	0	0
NONHOSTILE - CURRENT MISSING	0	1	0	0	1
- RMC FROM MISSING	0	0	0	0	0
CASUALTIES - DEATHS					

HOSTILE - KILLED	0	1	0	4	5
- DIED OF WOUNDS	0	0	0	1	1
- DIED WHILE MISSING	0	0	0	0	0
- DIED WHILE CAPTURED	0	0	0	0	0
TOTAL HOSTILE DEATHS	0	1	0	5	6
NONHOSTILE - DIED OTHER	659	510	383	230	1782
- DIED ILLNESS	173	100	109	27	409
- DIED WHILE MISSING	0	6	0	1	7
TOTAL NONHOSTILE DEATHS	832	616	492	258	2198
TOTAL DEATHS	832	617	492	263	2204

WORLDWIDE U.S. ACTIVE DUTY MILITARY DEATHS

BY CAUSE OF CASUALTY AND MILITARY SERVICE
ALL DEATHS FROM 1 OCT 1982 TO 30 SEP 1983

CAUSE OF CASUALTY	USA	USN	USAF	USMC	TOTAL
HOSTILE ACTION					
GUNSHOT OR SMALL ARMS FIRE	0	1	0	0	1
ARTILLERY OR ROCKET MORTAR FIRE	0	0	0	4	4
BOMB EXPLOSION	0	0	0	1	1
SUBTOTAL	0	1	0	5	6
ACCIDENT					
GUNSHOT OR SMALL ARMS FIRE	12	2	6	3	23
BOMB EXPLOSION	9	0	0	0	9
OTHER EXPLOSIVE DEVICE (GRENADE/MINE/BOOBY TRAP)	1	0	1	1	3
PARACHUTE ACCIDENT OR FAILURE	3	0	2	0	5
FELL OR LOST OVERBOARD (FROM A SHIP)	0	8	0	1	9
AIRCRAFT LOSS OR CRASH AT SEA	0	18	13	6	37
AIRCRAFT LOSS OR CRASH NOT AT SEA	23	49	57	14	143
VEHICLE LOSS OR ACCIDENT (EXCEPT AIRCRAFT)	362	255	164	120	901
FIRE OR BURNS	0	5	7	0	12
FALL OR JUMP	20	14	13	3	50
DROWNING	48	21	30	14	113
SUFFOCATION	6	1	2	2	11
ELECTROCUTION	1	3	5	2	11
STABBING	1	0	0	0	1
WEAPONS EFFECTS, OTHER THAN ABOVE	0	1	0	0	1
ALCOHOL ABUSE OR OVERDOSE	3	5	0	1	9

WORLDWIDE U.S. ACTIVE DUTY MILITARY DEATHS

BY CAUSE OF CASUALTY AND MILITARY SERVICE

ALL DEATHS FROM 1 OCT 1982 TO 30 SEP 1983

CAUSE OF CASUALTY	USA	USN	USAF	USMC	TOTAL
DRUG ABUSE OR OVERDOSE	6	3	1	0	10
POISONING (EXCEPT CARBON MONOXIDE)	0	3	0	2	5
POISONING - CARBON MONOXIDE	5	1	1	2	9
STRANGULATION	1	0	0	0	1
HANGING	0	2	0	0	2
MISSING - ACCIDENT	0	1	0	0	1
OTHER	14	9	7	6	36
CAUSE NOT REPORTED	0	2	0	0	2
SUBTOTAL	515	403	309	177	1404
ILLNESS OR DISEASE					
SUFFOCATION	0	0	0	2	2
HEART ATTACK OR HEART-ASSOCIATED CONDITION	102	69	85	14	270
STROKE OR CEREBROVASCULAR ACCIDENT	2	3	3	1	9
RESPIRATORY FAILURE	4	6	7	0	17
CANCER	9	10	5	3	27
PNEUMONIA	4	0	1	1	6
HEPATITIS	2	1	0	2	5
ALCOHOL ABUSE OR OVERDOSE	1	0	3	0	4
OTHER	48	11	4	4	67
CAUSE NOT REPORTED	1	0	1	0	2
SUBTOTAL	173	100	109	27	409
HOMICIDE - CIVIL					

WORLDWIDE U.S. ACTIVE DUTY MILITARY DEATHS

BY CAUSE OF CASUALTY AND MILITARY SERVICE
ALL DEATHS FROM 1 OCT 1982 TO 30 SEP 1983

CAUSE OF CASUALTY	USA	USN	USAF	USMC	TOTAL
GUNSHOT OR SMALL ARMS FIRE	30	24	4	7	65
SUFFOCATION	1	0	0	0	1
STABBING	13	5	2	3	23
DRUG ABUSE OR OVERDOSE	0	1	0	0	1
STRANGULATION	5	1	0	0	6
BEATING	5	3	1	3	12
OTHER	2	0	0	1	3
CAUSE NOT REPORTED	1	0	0	0	1
SUBTOTAL	57	34	7	14	112
SUICIDE					
GUNSHOT OR SMALL ARMS FIRE	47	36	42	23	148
FELL OR LOST OVERBOARD (FROM A SHIP)	0	1	0	0	1
FALL OR JUMP	0	3	0	2	5
DROWNING	0	0	0	1	1
SUFFOCATION	0	0	2	0	2
ALCOHOL ABUSE OR OVERDOSE	1	0	1	0	2
DRUG ABUSE OR OVERDOSE	6	1	3	0	10
POISONING (EXCEPT CARBON MONOXIDE)	0	1	0	0	1
POISONING - CARBON MONOXIDE	7	8	4	0	13
STRANGULATION	3	3	2	0	8
HANGING	11	10	7	4	32
OTHER	4	0	0	0	4
CAUSE NOT REPORTED	0	1	0	0	1

WORLDWIDE U.S. ACTIVE DUTY MILITARY DEATHS

BY CAUSE OF CASUALTY AND MILITARY SERVICE
 ALL DEATHS FROM 1 OCT 1982 TO 30 SEP 1983

CAUSE OF CASUALTY	USA	USN	USAF	USMC	TOTAL
SUBTOTAL	79	64	61	30	234
OTHER					
GUNSHOT OR SMALL ARMS FIRE	0	4	0	0	4
DRUG ABUSE OR OVERDOSE	1	1	0	0	2
OTHER	2	0	3	0	5
CAUSE NOT REPORTED	5	10	3	10	28
SUBTOTAL	8	15	6	10	39
TOTAL DEATHS	832	617	492	263	2204

Fiscal Year 1984
(1 October 1983 through 30 September 1984)

WORLDWIDE U.S. ACTIVE DUTY MILITARY CASUALTIES

BY CASUALTY GROUP AND MILITARY SERVICE
 ALL RECORDS FROM 1 OCT 1983 TO 30 SEP 1984

CASUALTY GROUP	USA	USN	USAF	USMC	TOTAL
CASUALTIES - CAPTURED/INTERNEED OR MISSING					
HOSTILE - CURRENT CAPTURED/INTERNEED	0	0	0	0	0
- CURRENT MISSING	0	0	0	0	0
- RMC FROM CAPTURED	0	1	0	0	1
- RMC FROM MISSING	0	0	0	0	0
NONHOSTILE - CURRENT MISSING	0	1	0	0	1
- RMC FROM MISSING	0	0	0	0	0
CASUALTIES - DEATHS					
HOSTILE - KILLED	16	25	0	230	271
- DIED OF WOUNDS	1	0	0	2	3
- DIED WHILE MISSING	0	0	0	0	0
- DIED WHILE CAPTURED	0	0	0	0	0
TOTAL HOSTILE DEATHS	17	25	0	232	274
NONHOSTILE - DIED OTHER	626	454	377	207	1664
- DIED ILLNESS	162	104	89	19	374
- DIED WHILE MISSING	0	0	0	0	0
TOTAL NONHOSTILE DEATHS	788	558	466	226	2038
TOTAL DEATHS	805	583	466	458	2312

WORLDWIDE U.S. ACTIVE DUTY MILITARY DEATHS

BY CAUSE OF CASUALTY AND MILITARY SERVICE
ALL DEATHS FROM 1 OCT 1983 TO 30 SEP 1984

CAUSE OF CASUALTY	USA	USN	USAF	USMC	TOTAL
HOSTILE ACTION					
GUNSHOT OR SMALL ARMS FIRE	6	1	0	4	11
ARTILLERY OR ROCKET MORTAR FIRE	1	0	0	9	10
BOMB EXPLOSION	5	19	0	216	240
PARACHUTE ACCIDENT OR FAILURE	0	4	0	0	4
AIRCRAFT LOSS OR CRASH NOT AT SEA	1	1	0	3	5
OTHER	4	0	0	0	4
SUBTOTAL	17	25	0	232	274
ACCIDENT					
GUNSHOT OR SMALL ARMS FIRE	17	6	3	6	32
BOMB EXPLOSION	3	0	0	0	3
PARACHUTE ACCIDENT OR FAILURE	4	2	1	0	7
FELL OR LOST OVERBOARD (FROM A SHIP)	0	5	0	0	5
AIRCRAFT LOSS OR CRASH AT SEA	1	18	12	11	42
AIRCRAFT LOSS OR CRASH NOT AT SEA	31	21	69	33	154
VEHICLE LOSS OR ACCIDENT (EXCEPT AIRCRAFT)	359	242	174	95	870
FIRE OR BURNS	0	6	0	1	7
FALL OR JUMP	18	14	6	8	46
DROWNING	34	20	20	9	83
SUFFOCATION	4	3	3	3	13
ELECTROCUTION	4	4	0	1	9
STABBING	2	1	0	0	3

WORLDWIDE U.S. ACTIVE DUTY MILITARY DEATHS

BY CAUSE OF CASUALTY AND MILITARY SERVICE

ALL DEATHS FROM 1 OCT 1983 TO 30 SEP 1984

CAUSE OF CASUALTY	USA	USN	USAF	USMC	TOTAL
ALCOHOL ABUSE OR OVERDOSE	3	2	0	0	5
DRUG ABUSE OR OVERDOSE	5	2	1	0	8
POISONING (EXCEPT CARBON MONOXIDE)	1	0	0	0	1
POISONING - CARBON MONOXIDE	8	4	2	1	15
STRANGULATION	1	1	0	0	2
BEATING	1	0	0	0	1
HANGING	1	2	0	0	3
OTHER	6	8	9	1	24
CAUSE NOT REPORTED	0	0	1	0	1
SUBTOTAL	503	361	301	169	1334
ILLNESS OR DISEASE					
HEART ATTACK OR HEART-ASSOCIATED CONDITION	98	69	68	10	245
STROKE OR CEREBROVASCULAR ACCIDENT	2	9	1	2	14
RESPIRATORY FAILURE	7	7	5	2	21
CANCER	7	5	5	3	20
PNEUMONIA	3	3	1	0	7
HEPATITIS	1	0	0	0	1
ALCOHOL ABUSE OR OVERDOSE	1	0	0	0	1
OTHER	42	10	9	2	63
CAUSE NOT REPORTED	1	1	0	0	2
SUBTOTAL	162	104	89	19	374
HOMICIDE - CIVIL					

WORLDWIDE U.S. ACTIVE DUTY MILITARY DEATHS

BY CAUSE OF CASUALTY AND MILITARY SERVICE
ALL DEATHS FROM 1 OCT 1983 TO 30 SEP 1984

CAUSE OF CASUALTY	USA	USN	USAF	USMC	TOTAL
GUNSHOT OR SMALL ARMS FIRE	24	11	9	8	52
SUFFOCATION	1	0	0	0	1
STABBING	8	7	7	1	23
POISONING (EXCEPT CARBON MONOXIDE)	1	0	0	0	1
POISONING - CARBON MONOXIDE	1	0	0	0	1
STRANGULATION	3	0	1	0	4
BEATING	2	3	1	0	6
OTHER	0	2	1	0	3
CAUSE NOT REPORTED	2	0	0	0	2
SUBTOTAL	42	23	19	9	93
SUICIDE					
GUNSHOT OR SMALL ARMS FIRE	47	18	37	17	119
FELL OR LOST OVERBOARD (FROM A SHIP)	0	1	0	0	1
FALL OR JUMP	3	1	1	1	6
SUFFOCATION	0	1	0	0	1
ELECTROCUTION	0	1	0	0	1
DRUG ABUSE OR OVERDOSE	4	9	0	0	13
POISONING (EXCEPT CARBON MONOXIDE)	1	0	1	1	3
POISONING - CARBON MONOXIDE	8	9	5	0	22
STRANGULATION	0	0	1	0	1
HANGING	15	21	6	5	47
OTHER	1	0	2	0	3

WORLDWIDE U.S. ACTIVE DUTY MILITARY DEATHS

BY CAUSE OF CASUALTY AND MILITARY SERVICE
 ALL DEATHS FROM 1 OCT 1983 TO 30 SEP 1984

CAUSE OF CASUALTY	USA	USN	USAF	USMC	TOTAL
SUBTOTAL	79	61	53	24	217
OTHER					
GUNSHOT OR SMALL ARMS FIRE	0	0	0	1	1
SUFFOCATION	0	1	0	0	1
RESPIRATORY FAILURE	0	0	0	1	1
ALCOHOL ABUSE OR OVERDOSE	0	1	0	0	1
DRUG ABUSE OR OVERDOSE	0	2	0	0	2
POISONING (EXCEPT CARBON MONOXIDE)	0	1	0	0	1
BEATING	0	0	0	1	1
OTHER	0	0	0	1	1
CAUSE NOT REPORTED	2	4	4	1	11
SUBTOTAL	2	9	4	5	20
TOTAL DEATHS	805	583	466	458	2312

Fiscal Year 1985
(1 October 1984 through 30 September 1985)

WORLDWIDE U.S. ACTIVE DUTY MILITARY CASUALTIES

BY CASUALTY GROUP AND MILITARY SERVICE

ALL RECORDS FROM 1 OCT 1984 TO 30 SEP 1985

CASUALTY GROUP	USA	USN	USAF	USMC	TOTAL
CASUALTIES - CAPTURED/INTERNEED OR MISSING					

HOSTILE - CURRENT CAPTURED/INTERNEED	0	0	0	0	0
- CURRENT MISSING	0	0	0	0	0
- RMC FROM CAPTURED	0	5	0	0	5
- RMC FROM MISSING	0	0	0	0	0
NONHOSTILE - CURRENT MISSING	0	1	0	0	1
- RMC FROM MISSING	0	0	0	0	0
CASUALTIES - DEATHS					

HOSTILE - KILLED	0	0	0	4	4
- DIED OF WOUNDS	0	0	0	0	0
- DIED WHILE MISSING	0	0	0	0	0
- DIED WHILE CAPTURED	0	1	0	0	1
TOTAL HOSTILE DEATHS	0	1	0	4	5
NONHOSTILE - DIED OTHER	658	425	317	201	1601
- DIED ILLNESS	161	106	106	19	392
- DIED WHILE MISSING	1	4	0	1	6
TOTAL NONHOSTILE DEATHS	820	535	423	221	1999
TOTAL DEATHS	820	536	423	225	2004

WORLDWIDE U.S. ACTIVE DUTY MILITARY DEATHS
 BY CAUSE OF CASUALTY AND MILITARY SERVICE
 ALL DEATHS FROM 1 OCT 1984 TO 30 SEP 1985

CAUSE OF CASUALTY	USA	USN	USAF	USMC	TOTAL
HOSTILE ACTION					
GUNSHOT OR SMALL ARMS FIRE	0	1	0	4	5
SUBTOTAL	0	1	0	4	5
ACCIDENT					
GUNSHOT OR SMALL ARMS FIRE	17	3	1	6	27
ARTILLERY OR ROCKET MORTAR FIRE	2	0	0	0	2
BOMB EXPLOSION	0	2	1	0	3
PARACHUTE ACCIDENT OR FAILURE	2	0	0	0	2
FELL OR LOST OVERBOARD (FROM A SHIP)	0	3	0	0	3
AIRCRAFT LOSS OR CRASH AT SEA	1	18	17	20	56
AIRCRAFT LOSS OR CRASH NOT AT SEA	33	20	43	22	118
VEHICLE LOSS OR ACCIDENT (EXCEPT AIRCRAFT)	335	233	124	91	783
FIRE OR BURNS	6	3	1	0	10
FALL OR JUMP	15	7	9	2	33
DROWNING	47	16	20	10	93
SUFFOCATION	3	0	1	1	5
ELECTROCUTION	7	1	2	2	12
ALCOHOL ABUSE OR OVERDOSE	1	2	0	0	3
DRUG ABUSE OR OVERDOSE	3	2	0	0	5
POISONING (EXCEPT CARBON MONOXIDE)	0	0	1	1	2
POISONING - CARBON MONOXIDE	7	2	3	2	14
STRANGULATION	2	0	0	1	3

WORLDWIDE U.S. ACTIVE DUTY MILITARY DEATHS

BY CAUSE OF CASUALTY AND MILITARY SERVICE
ALL DEATHS FROM 1 OCT 1984 TO 30 SEP 1985

CAUSE OF CASUALTY	USA	USN	USAF	USMC	TOTAL
HANGING	0	4	0	0	4
OTHER	5	11	17	4	37
SUBTOTAL	486	327	240	162	1215
ILLNESS OR DISEASE					
SUFFOCATION	0	1	0	0	1
HEART ATTACK OR HEART-ASSOCIATED CONDITION	100	65	78	11	254
STROKE OR CEREBROVASCULAR ACCIDENT	3	8	0	1	12
RESPIRATORY FAILURE	6	8	5	2	21
CANCER	7	10	3	0	20
PNEUMONIA	0	0	1	0	1
MALARIA	0	1	0	0	1
HEPATITIS	0	1	0	1	2
ALCOHOL ABUSE OR OVERDOSE	2	0	0	0	2
OTHER	43	12	19	4	78
CAUSE NOT REPORTED	0	1	0	0	1
SUBTOTAL	161	107	106	19	393
HOMICIDE - CIVIL					
GUNSHOT OR SMALL ARMS FIRE	37	13	5	6	61
STABBING	9	7	3	4	23
STRANGULATION	2	2	0	0	4
BEATING	4	2	1	0	7

WORLDWIDE U.S. ACTIVE DUTY MILITARY DEATHS

BY CAUSE OF CASUALTY AND MILITARY SERVICE
ALL DEATHS FROM 1 OCT 1984 TO 30 SEP 1985

CAUSE OF CASUALTY	USA	USN	USAF	USMC	TOTAL
SUBTOTAL	52	24	9	10	95
SUICIDE					
GUNSHOT OR SMALL ARMS FIRE	75	23	36	19	153
VEHICLE LOSS OR ACCIDENT (EXCEPT AIRCRAFT)	1	0	0	0	1
FALL OR JUMP	5	4	2	0	11
DROWNING	1	0	0	0	1
SUFFOCATION	0	2	0	1	3
STABBING	1	1	0	0	2
DRUG ABUSE OR OVERDOSE	4	0	1	0	5
POISONING (EXCEPT CARBON MONOXIDE)	1	0	0	0	1
POISONING - CARBON MONOXIDE	5	5	14	0	24
STRANGULATION	0	0	1	1	2
HANGING	22	14	9	4	49
OTHER	0	0	4	0	4
SUBTOTAL	115	49	67	25	256
OTHER					
GUNSHOT OR SMALL ARMS FIRE	0	5	0	0	5
VEHICLE LOSS OR ACCIDENT (EXCEPT AIRCRAFT)	0	1	0	0	1
FALL OR JUMP	0	4	0	0	4
DROWNING	0	2	0	0	2
DRUG ABUSE OR OVERDOSE	0	1	0	0	1
POISONING - CARBON MONOXIDE	0	2	0	0	2

WORLDWIDE U.S. ACTIVE DUTY MILITARY DEATHS

BY CAUSE OF CASUALTY AND MILITARY SERVICE
 ALL DEATHS FROM 1 OCT 1984 TO 30 SEP 1985

CAUSE OF CASUALTY	USA	USN	USAF	USMC	TOTAL
HANGING	0	1	0	0	1
OTHER	1	0	0	0	1
CAUSE NOT REPORTED	5	12	1	5	23
SUBTOTAL	6	28	1	5	40
TOTAL DEATHS	820	536	423	225	2004

**First Quarter, Fiscal Year 1986
(1 October 1985 through 31 December 1985)**

WORLDWIDE U.S. ACTIVE DUTY MILITARY CASUALTIES

BY CASUALTY GROUP AND MILITARY SERVICE

ALL RECORDS FROM 1 OCT 1985 TO 31 DEC 1985

CASUALTY GROUP	USA	USN	USAF	USMC	TOTAL
CASUALTIES - CAPTURED/INTERNEED OR MISSING					

HOSTILE - CURRENT CAPTURED/INTERNEED	0	0	0	0	0
- CURRENT MISSING	0	0	0	0	0
- RMC FROM CAPTURED	0	0	0	0	0
- RMC FROM MISSING	0	0	0	0	0
NONHOSTILE - CURRENT MISSING	0	1	0	0	1
- RMC FROM MISSING	0	0	0	0	0
CASUALTIES - DEATHS					

HOSTILE - KILLED	0	0	0	0	0
- DIED OF WOUNDS	0	0	0	0	0
- DIED WHILE MISSING	0	0	0	0	0
- DIED WHILE CAPTURED	0	0	0	0	0
TOTAL HOSTILE DEATHS	0	0	0	0	0
NONHOSTILE - DIED OTHER	390	117	77	51	635
- DIED ILLNESS	24	23	14	6	67
- DIED WHILE MISSING	0	0	0	0	0
TOTAL NONHOSTILE DEATHS	414	140	91	57	702
TOTAL DEATHS	414	140	91	57	702

WORLDWIDE U.S. ACTIVE DUTY MILITARY DEATHS

BY CAUSE OF CASUALTY AND MILITARY SERVICE
ALL DEATHS FROM 1 OCT 1985 TO 31 DEC 1985

CAUSE OF CASUALTY	USA	USN	USAF	USMC	TOTAL
ACCIDENT					
GUNSHOT OR SMALL ARMS FIRE	15	1	0	2	18
PARACHUTE ACCIDENT OR FAILURE	0	0	1	0	1
AIRCRAFT LOSS OR CRASH AT SEA	0	1	1	14	16
AIRCRAFT LOSS OR CRASH NOT AT SEA	248	14	6	1	269
VEHICLE LOSS OR ACCIDENT (EXCEPT AIRCRAFT)	83	65	33	19	200
FIRE OR BURNS	3	0	0	0	3
FALL OR JUMP	1	1	0	1	3
DROWNING	1	6	3	3	13
ELECTROCUTION	1	0	0	0	1
STABBING	1	0	0	0	1
POISONING - CARBON MONOXIDE	1	0	0	0	1
STRANGULATION	2	0	0	0	2
HANGING	0	2	0	0	2
OTHER	4	1	4	2	11
SUBTOTAL	360	91	48	42	541
ILLNESS OR DISEASE					
HEART ATTACK OR HEART-ASSOCIATED CONDITION	16	17	10	3	46
RESPIRATORY FAILURE	2	0	0	1	3
CANCER	0	0	0	1	1
PNEUMONIA	0	0	1	1	2
OTHER	5	6	3	0	14

WORLDWIDE U.S. ACTIVE DUTY MILITARY DEATHS

BY CAUSE OF CASUALTY AND MILITARY SERVICE
ALL DEATHS FROM 1 OCT 1985 TO 31 DEC 1985

CAUSE OF CASUALTY	USA	USN	USAF	USMC	TOTAL
CAUSE NOT REPORTED	1	0	0	0	1
SUBTOTAL	24	23	14	6	67
HOMICIDE - CIVIL					
GUNSHOT OR SMALL ARMS FIRE	2	7	4	2	15
STABBING	6	2	2	0	10
BEATING	0	0	1	1	2
OTHER	1	0	0	0	1
CAUSE NOT REPORTED	1	1	0	0	2
SUBTOTAL	10	10	7	3	30
SUICIDE					
GUNSHOT OR SMALL ARMS FIRE	14	2	11	3	30
FALL OR JUMP	1	0	0	0	1
DRUG ABUSE OR OVERDOSE	0	0	2	0	2
POISONING - CARBON MONOXIDE	0	1	6	1	8
STRANGULATION	0	0	0	1	1
HANGING	4	5	1	0	10
SUBTOTAL	19	8	20	5	52
OTHER					
GUNSHOT OR SMALL ARMS FIRE	0	2	0	0	2
POISONING - CARBON MONOXIDE	0	3	0	0	3
HANGING	0	1	0	0	1

WORLDWIDE U.S. ACTIVE DUTY MILITARY DEATHS

BY CAUSE OF CASUALTY AND MILITARY SERVICE

ALL DEATHS FROM 1 OCT 1985 TO 31 DEC 1985

CAUSE OF CASUALTY	USA	USN	USAF	USMC	TOTAL
OTHER	0	1	0	0	1
CAUSE NOT REPORTED	1	1	2	1	5
SUBTOTAL	1	8	2	1	12
TOTAL DEATHS	414	140	91	57	702

PART III

**Worldwide U.S. Active Duty Military
Personnel Casualties by Calendar Year**

Fourth Quarter - Calendar Year 1979
(1 October 1979 through 31 December 1979)

WORLDWIDE U.S. ACTIVE DUTY MILITARY CASUALTIES

BY CASUALTY GROUP AND MILITARY SERVICE

ALL RECORDS FROM 1 OCT 1979 TO 31 DEC 1979

CASUALTY GROUP	USA	USN	USAF	USMC	TOTAL
CASUALTIES - CAPTURED/INTERNEED OR MISSING					

HOSTILE - CURRENT CAPTURED/INTERNEED	0	0	0	0	0
- CURRENT MISSING	0	0	0	0	0
- RMC FROM CAPTURED	0	0	0	0	0
- RMC FROM MISSING	0	0	0	0	0
NONHOSTILE - CURRENT MISSING	0	0	0	0	0
- RMC FROM MISSING	0	0	0	0	0
CASUALTIES - DEATHS					

HOSTILE - KILLED	0	0	0	0	0
- DIED OF WOUNDS	0	0	0	0	0
- DIED WHILE MISSING	0	0	0	0	0
- DIED WHILE CAPTURED	0	0	0	0	0
TOTAL HOSTILE DEATHS	0	0	0	0	0
NONHOSTILE - DIED OTHER	172	155	86	55	468
- DIED ILLNESS	41	25	26	7	99
- DIED WHILE MISSING	0	0	0	0	0
TOTAL NONHOSTILE DEATHS	213	180	112	62	567
TOTAL DEATHS	213	180	112	62	567

WORLDWIDE U.S. ACTIVE DUTY MILITARY DEATHS
 BY CAUSE OF CASUALTY AND MILITARY SERVICE
 ALL DEATHS FROM 1 OCT 1978 TO 31 DEC 1978

CAUSE OF CASUALTY	USA	USN	USAF	USMC	TOTAL
ACCIDENT					
GUNSHOT OR SMALL ARMS FIRE	1	0	1	2	4
ARTILLERY OR ROCKET MORTAR FIRE	2	0	0	0	2
OTHER EXPLOSIVE DEVICE (GRENADE/MINE/BOOBY TRAP)	2	0	0	0	2
FELL OR LOST OVERBOARD (FROM A SHIP)	0	2	0	0	2
AIRCRAFT LOSS OR CRASH AT SEA	0	22	8	3	33
AIRCRAFT LOSS OR CRASH NOT AT SEA	5	4	3	0	12
VEHICLE LOSS OR ACCIDENT (EXCEPT AIRCRAFT)	87	75	42	24	228
FALL OR JUMP	2	1	2	0	5
DROWNING	6	16	2	3	27
SUFFOCATION	3	0	1	0	4
ELECTROCUTION	1	0	0	0	1
DRUG ABUSE OR OVERDOSE	8	1	1	0	10
POISONING (EXCEPT CARBON MONOXIDE)	2	0	0	0	2
OTHER	11	4	5	11	31
SUBTOTAL	130	125	65	43	363
ILLNESS OR DISEASE					
HEART ATTACK OR HEART-ASSOCIATED CONDITION	20	17	19	3	59
STROKE OR CEREBROVASCULAR ACCIDENT	0	2	0	1	3
RESPIRATORY FAILURE	1	2	1	1	5
CANCER	4	1	1	0	6
PNEUMONIA	1	0	0	0	1
ALCOHOL ABUSE OR OVERDOSE	3	0	0	1	4

WORLDWIDE U.S. ACTIVE DUTY MILITARY DEATHS

BY CAUSE OF CASUALTY AND MILITARY SERVICE
ALL DEATHS FROM 1 OCT 1979 TO 31 DEC 1979

CAUSE OF CASUALTY	USA	USN	USAF	USMC	TOTAL
OTHER	12	3	5	1	21
SUBTOTAL	41	25	28	7	99
HOMICIDE - CIVIL					
GUNSHOT OR SMALL ARMS FIRE	13	5	4	2	24
STABBING	3	3	2	2	10
STRANGULATION	1	0	0	0	1
BEATING	2	0	0	0	2
SUBTOTAL	19	8	6	4	37
SUICIDE					
GUNSHOT OR SMALL ARMS FIRE	15	9	8	6	38
FALL OR JUMP	1	3	0	0	4
POISONING - CARBON MONOXIDE	1	0	2	0	3
STRANGULATION	5	6	3	1	15
OTHER	0	1	2	0	3
SUBTOTAL	22	19	15	7	63
OTHER					
OTHER	1	2	0	1	4
CAUSE NOT REPORTED	0	1	0	0	1
SUBTOTAL	1	3	0	1	5

WORLDWIDE U.S. ACTIVE DUTY MILITARY DEATHS
 BY CAUSE OF CASUALTY AND MILITARY SERVICE
 ALL DEATHS FROM 1 OCT 1979 TO 31 DEC 1979

CAUSE OF CASUALTY	USA	USN	USAF	USMC	TOTAL
TOTAL DEATHS	213	180	112	62	567

Calendar Year 1980
(1 January 1980 through 31 December 1980)

WORLDWIDE U.S. ACTIVE DUTY MILITARY CASUALTIES

BY CASUALTY GROUP AND MILITARY SERVICE

ALL RECORDS FROM 1 JAN 1980 TO 31 DEC 1980

CASUALTY GROUP	USA	USN	USAF	USMC	TOTAL
CASUALTIES - CAPTURED/INTERNEED OR MISSING					

HOSTILE - CURRENT CAPTURED/INTERNEED	0	0	0	0	0
- CURRENT MISSING	0	0	0	0	0
- RMC FROM CAPTURED	0	0	0	0	0
- RMC FROM MISSING	0	0	0	0	0
NONHOSTILE - CURRENT MISSING	0	0	0	0	0
- RMC FROM MISSING	0	0	0	0	0
CASUALTIES - DEATHS					

HOSTILE - KILLED	0	0	0	0	0
- DIED OF WOUNDS	0	0	0	0	0
- DIED WHILE MISSING	0	0	0	0	0
- DIED WHILE CAPTURED	0	0	0	0	0
TOTAL HOSTILE DEATHS	0	0	0	0	0
NONHOSTILE - DIED OTHER	706	558	439	271	1974
- DIED ILLNESS	171	105	115	25	416
- DIED WHILE MISSING	0	0	0	0	0
TOTAL NONHOSTILE DEATHS	877	663	554	296	2390
TOTAL DEATHS	877	663	554	296	2390

WORLDWIDE U.S. ACTIVE DUTY MILITARY DEATHS

BY CAUSE OF CASUALTY AND MILITARY SERVICE
ALL DEATHS FROM 1 JAN 1980 TO 31 DEC 1980

CAUSE OF CASUALTY	USA	USN	USAF	USMC	TOTAL
ACCIDENT					
GUNSHOT OR SMALL ARMS FIRE	8	4	9	5	26
ARTILLERY OR ROCKET MORTAR FIRE	0	0	0	2	2
OTHER EXPLOSIVE DEVICE (GRENADE/MINE/BOOBY TRAP)	3	0	0	0	3
PARACHUTE ACCIDENT OR FAILURE	7	2	1	0	10
FELL OR LOST OVERBOARD (FROM A SHIP)	0	2	0	0	2
AIRCRAFT LOSS OR CRASH AT SEA	4	28	0	10	42
AIRCRAFT LOSS OR CRASH NOT AT SEA	25	29	90	27	171
VEHICLE LOSS OR ACCIDENT (EXCEPT AIRCRAFT)	354	279	189	123	945
FALL OR JUMP	17	16	8	0	41
DROWNING	53	47	30	18	148
SUFFOCATION	3	3	1	1	8
ELECTROCUTION	5	5	1	2	13
ALCOHOL ABUSE OR OVERDOSE	3	1	1	1	6
DRUG ABUSE OR OVERDOSE	17	1	3	2	23
POISONING (EXCEPT CARBON MONOXIDE)	4	1	1	1	7
OTHER	44	33	20	12	109
SUBTOTAL	547	451	354	204	1556
ILLNESS OR DISEASE					
HEART ATTACK OR HEART-ASSOCIATED CONDITION	96	67	78	20	261
STROKE OR CEREBROVASCULAR ACCIDENT	5	1	2	0	8
RESPIRATORY FAILURE	4	4	4	2	14
CANCER	11	7	2	1	21

WORLDWIDE U.S. ACTIVE DUTY MILITARY DEATHS

BY CAUSE OF CASUALTY AND MILITARY SERVICE
ALL DEATHS FROM 1 JAN 1980 TO 31 DEC 1980

CAUSE OF CASUALTY	USA	USN	USAF	USMC	TOTAL
PNEUMONIA	7	2	4	0	13
ALCOHOL ABUSE OR OVERDOSE	1	1	4	1	7
OTHER	47	23	21	1	92
SUBTOTAL	171	105	115	25	416
HOMICIDE - CIVIL					
GUNSHOT OR SMALL ARMS FIRE	45	25	14	21	105
STABBING	13	11	2	7	33
STRANGULATION	3	3	1	2	9
BEATING	6	1	4	7	18
OTHER	4	2	2	1	9
SUBTOTAL	71	42	23	38	174
SUICIDE					
GUNSHOT OR SMALL ARMS FIRE	50	27	41	18	136
FALL OR JUMP	5	2	1	2	10
DRUG ABUSE OR OVERDOSE	6	1	3	0	10
POISONING (EXCEPT CARBON MONOXIDE)	2	0	1	0	3
POISONING - CARBON MONOXIDE	5	6	2	1	14
STRANGULATION	13	15	11	2	41
OTHER	4	7	2	3	16
SUBTOTAL	85	58	61	26	230
OTHER					

WORLDWIDE U.S. ACTIVE DUTY MILITARY DEATHS

BY CAUSE OF CASUALTY AND MILITARY SERVICE

ALL DEATHS FROM 1 JAN 1980 TO 31 DEC 1980

CAUSE OF CASUALTY	USA	USN	USAF	USMC	TOTAL
OTHER	0	1	0	0	1
CAUSE NOT REPORTED	3	6	1	3	13
SUBTOTAL	3	7	1	3	14
TOTAL DEATHS	877	663	554	296	2390

Calendar Year 1981

(1 January 1981 through 31 December 1981)

WORLDWIDE U.S. ACTIVE DUTY MILITARY CASUALTIES

BY CASUALTY GROUP AND MILITARY SERVICE

ALL RECORDS FROM 1 JAN 1981 TO 31 DEC 1981

CASUALTY GROUP	USA	USN	USAF	USMC	TOTAL
CASUALTIES - CAPTURED/INTERNEED OR MISSING					

HOSTILE - CURRENT CAPTURED/INTLRNED	0	0	0	0	0
- CURRENT MISSING	0	0	0	0	0
- RMC FROM CAPTURED	6	3	5	13	27
- RMC FROM MISSING	0	0	0	0	0
NONHOSTILE - CURRENT MISSING	0	0	0	0	0
- RMC FROM MISSING	0	0	0	0	0
CASUALTIES - DEATHS					

HOSTILE - KILLED	0	0	0	0	0
- DIED OF WOUNDS	0	0	0	0	0
- DIED WHILE MISSING	0	0	0	0	0
- DIED WHILE CAPTURED	0	0	0	0	0
TOTAL HOSTILE DEATHS	0	0	0	0	0
NONHOSTILE - DIED OTHER	768	506	421	231	1926
- DIED ILLNESS	201	101	128	22	452
- DIED WHILE MISSING	0	0	0	0	0
TOTAL NONHOSTILE DEATHS	969	607	549	253	2378
TOTAL DEATHS	969	607	549	253	2378

WORLDWIDE U.S. ACTIVE DUTY MILITARY DEATHS

BY CAUSE OF CASUALTY AND MILITARY SERVICE

ALL DEATHS FROM 1 JAN 1981 TO 31 DEC 1981

CAUSE OF CASUALTY	USA	USN	USAF	USMC	TOTAL
ACCIDENT					
GUNSHOT OR SMALL ARMS FIRE	9	7	5	9	30
ARTILLERY OR ROCKET MORTAR FIRE	1	0	0	0	1
OTHER EXPLOSIVE DEVICE (GRENADE/MINE/BOOBY TRAP)	1	0	0	1	2
PARACHUTE ACCIDENT OR FAILURE	5	0	1	4	10
FELL OR LOST OVERBOARD (FROM A SHIP)	0	13	0	0	13
AIRCRAFT LOSS OR CRASH AT SEA	2	28	15	15	60
AIRCRAFT LOSS OR CRASH NOT AT SEA	35	6	84	20	145
VEHICLE LOSS OR ACCIDENT (EXCEPT AIRCRAFT)	436	243	176	89	944
FALL OR JUMP	16	13	5	5	39
DROWNING	56	48	26	15	145
SUFFOCATION	6	5	1	4	16
ELECTROCUTION	5	5	4	0	14
ALCOHOL ABUSE OR OVERDOSE	3	2	3	2	10
DRUG ABUSE OR OVERDOSE	3	7	1	2	13
POISONING (EXCEPT CARBON MONOXIDE)	1	3	1	1	6
OTHER	22	23	17	12	74
SUBTOTAL	601	403	339	179	1522
ILLNESS OR DISEASE					
HEART ATTACK OR HEART-ASSOCIATED CONDITION	126	57	93	13	289
STROKE OR CEREBROVASCULAR ACCIDENT	7	1	3	0	11
RESPIRATORY FAILURE	5	4	4	1	14
CANCER	12	12	8	4	36

WORLDWIDE U.S. ACTIVE DUTY MILITARY DEATHS

BY CAUSE OF CASUALTY AND MILITARY SERVICE

ALL DEATHS FROM 1 JAN 1981 TO 31 DEC 1981

CAUSE OF CASUALTY	USA	USN	USAF	USMC	TOTAL
PNEUMONIA	2	3	0	0	5
ALCOHOL ABUSE OR OVERDOSE	2	0	4	0	6
OTHER	47	24	16	4	91
SUBTOTAL	201	101	128	22	452
HOMICIDE - CIVIL					
GUNSHOT OR SMALL ARMS FIRE	42	19	17	10	88
STABBING	21	11	3	5	40
STRANGULATION	3	2	1	0	6
BEATING	2	1	3	1	7
HANGING	0	1	0	0	1
OTHER	0	0	2	1	3
SUBTOTAL	68	34	26	17	145
SUICIDE					
GUNSHOT OR SMALL ARMS FIRE	54	24	36	28	142
FALL OR JUMP	4	4	0	0	8
DRUG ABUSE OR OVERDOSE	8	3	1	1	13
POISONING (EXCEPT CARBON MONOXIDE)	0	0	0	1	1
POISONING - CARBON MONOXIDE	9	7	8	3	27
STRANGULATION	15	17	8	1	41
HANGING	0	1	0	0	1
OTHER	1	5	2	0	8
SUBTOTAL	91	61	55	34	241

WORLDWIDE U.S. ACTIVE DUTY MILITARY DEATHS

BY CAUSE OF CASUALTY AND MILITARY SERVICE

ALL DEATHS FROM 1 JAN 1981 TO 31 DEC 1981

CAUSE OF CASUALTY	USA	USN	USAF	USMC	TOTAL
OTHER					
CAUSE NOT REPORTED	8	8	1	1	18
SUBTOTAL	8	8	1	1	18
TOTAL DEATHS	969	607	549	253	2378

Calendar Year 1982
(1 January 1982 through 31 December 1982)

WORLDWIDE U.S. ACTIVE DUTY MILITARY CASUALTIES

BY CASUALTY GROUP AND MILITARY SERVICE

ALL RECORDS FROM 1 JAN 1982 TO 31 DEC 1982

CASUALTY GROUP	USA	USN	USAF	USMC	TOTAL
CASUALTIES - CAPTURED/INTERNEED OR MISSING					

HOSTILE - CURRENT CAPTURED/INTERNEED	0	0	0	0	0
- CURRENT MISSING	0	0	0	0	0
- RMC FROM CAPTURED	0	0	0	0	0
- RMC FROM MISSING	0	0	0	0	0
NONHOSTILE - CURRENT MISSING	0	0	0	0	0
- RMC FROM MISSING	0	0	0	0	0
CASUALTIES - DEATHS					

HOSTILE - KILLED	0	0	0	0	0
- DIED OF WOUNDS	0	0	0	0	0
- DIED WHILE MISSING	0	0	0	0	0
- DIED WHILE CAPTURED	0	0	0	0	0
TOTAL HOSTILE DEATHS	0	0	0	0	0
NONHOSTILE - DIED OTHER	733	496	424	225	1878
- DIED ILLNESS	190	110	106	33	439
- DIED WHILE MISSING	1	1	0	0	2
TOTAL NONHOSTILE DEATHS	924	607	530	258	2319
TOTAL DEATHS	924	607	530	258	2319

WORLDWIDE U.S. ACTIVE DUTY MILITARY DEATHS

BY CAUSE OF CASUALTY AND MILITARY SERVICE

ALL DEATHS FROM 1 JAN 1982 TO 31 DEC 1982

CAUSE OF CASUALTY	USA	USN	USAF	USMC	TOTAL
ACCIDENT					
GUNSHOT OR SMALL ARMS FIRE	13	6	4	1	24
BOMB EXPLOSION	1	0	0	0	1
OTHER EXPLOSIVE DEVICE (GRENADE/MINE/BOOBY TRAP)	1	0	1	2	4
PARACHUTE ACCIDENT OR FAILURE	12	0	0	0	12
FELL OR LOST OVERBOARD (FROM A SHIP)	0	7	0	2	9
AIRCRAFT LOSS OR CRASH AT SEA	0	17	3	9	29
AIRCRAFT LOSS OR CRASH NOT AT SEA	39	34	118	11	202
VEHICLE LOSS OR ACCIDENT (EXCEPT AIRCRAFT)	395	252	164	124	935
FALL OR JUMP	14	14	8	4	40
DROWNING	35	30	20	11	96
SUFFOCATION	10	4	2	3	19
ELECTROCUTION	5	2	3	1	11
ALCOHOL ABUSE OR OVERDOSE	3	4	2	0	9
DRUG ABUSE OR OVERDOSE	4	1	4	0	9
POISONING (EXCEPT CARBON MONOXIDE)	8	2	0	2	12
OTHER	29	27	13	10	79
SUBTOTAL	569	400	342	180	1491
ILLNESS OR DISEASE					
HEART ATTACK OR HEART-ASSOCIATED CONDITION	113	63	79	19	274
STROKE OR CEREBROVASCULAR ACCIDENT	1	4	2	0	7
RESPIRATORY FAILURE	4	5	5	3	17
CANCER	6	12	2	1	21

WORLDWIDE U.S. ACTIVE DUTY MILITARY DEATHS

BY CAUSE OF CASUALTY AND MILITARY SERVICE
ALL DEATHS FROM 1 JAN 1982 TO 31 DEC 1982

CAUSE OF CASUALTY	USA	USN	USAF	USMC	TOTAL
PNEUMONIA	3	2	1	1	7
ALCOHOL ABUSE OR OVERDOSE	2	1	0	0	3
OTHER	60	23	17	9	109
CAUSE NOT REPORTED	1	0	0	0	1
SUBTOTAL	190	110	106	33	439
HOMICIDE - CIVIL					
GUNSHOT OR SMALL ARMS FIRE	37	14	5	8	64
STABBING	11	6	3	5	25
STRANGULATION	4	1	0	0	5
BEATING	1	1	2	1	5
OTHER	3	0	1	1	5
SUBTOTAL	56	22	11	15	104
SUICIDE					
GUNSHOT OR SMALL ARMS FIRE	59	33	42	21	155
FALL OR JUMP	2	3	2	0	7
SUFFOCATION	0	0	1	0	1
DRUG ABUSE OR OVERDOSE	6	2	7	0	15
POISONING (EXCEPT CARBON MONOXIDE)	0	1	0	0	1
POISONING - CARBON MONOXIDE	9	5	5	2	21
STRANGULATION	16	11	7	4	38
OTHER	5	4	4	0	13
CAUSE NOT REPORTED	0	1	0	0	1

WORLDWIDE U.S. ACTIVE DUTY MILITARY DEATHS

BY CAUSE OF CASUALTY AND MILITARY SERVICE
 ALL DEATHS FROM 1 JAN 1982 TO 31 DEC 1982

CAUSE OF CASUALTY	USA	USN	USAF	USMC	TOTAL
SUBTOTAL	97	60	68	27	252
OTHER					
GUNSHOT OR SMALL ARMS FIRE	0	3	0	0	3
OTHER	0	1	0	0	1
CAUSE NOT REPORTED	12	11	3	3	29
SUBTOTAL	12	15	3	3	33
TOTAL DEATHS	924	607	530	258	2319

Calendar Year 1983
(1 January 1983 through 31 December 1983)

WORLDWIDE U.S. ACTIVE DUTY MILITARY CASUALTIES

BY CASUALTY GROUP AND MILITARY SERVICE

ALL RECORDS FROM 1 JAN 1983 TO 31 DEC 1983

CASUALTY GROUP	USA	USN	USAF	USMC	TOTAL
CASUALTIES - CAPTURED/INTERNEED OR MISSING					

HOSTILE - CURRENT CAPTURED/INTERNEED	0	0	0	0	0
- CURRENT MISSING	0	0	0	0	0
- RMC FROM CAPTURED	0	1	0	0	1
- RMC FROM MISSING	0	0	0	0	0
NONHOSTILE - CURRENT MISSING	0	1	0	0	1
- RMC FROM MISSING	0	0	0	0	0
CASUALTIES - DEATHS					

HOSTILE - KILLED	14	25	0	231	270
- DIED OF WOUNDS	0	0	0	3	3
- DIED WHILE MISSING	0	0	0	0	0
- DIED WHILE CAPTURED	0	0	0	0	0
TOTAL HOSTILE DEATHS	14	25	0	234	273
NONHOSTILE - DIED OTHER	668	502	380	220	1770
- DIED ILLNESS	179	97	115	22	413
- DIED WHILE MISSING	0	6	0	1	7
TOTAL NONHOSTILE DEATHS	847	605	495	243	2190
TOTAL DEATHS	861	630	495	477	2463

WORLDWIDE U.S. ACTIVE DUTY MILITARY DEATHS

BY CAUSE OF CASUALTY AND MILITARY SERVICE
ALL DEATHS FROM 1 JAN 1983 TO 31 DEC 1983

CAUSE OF CASUALTY	USA	USN	USAF	USMC	TOTAL
HOSTILE ACTION					
GUNSHOT OR SMALL ARMS FIRE	6	2	0	2	10
ARTILLERY OR ROCKET MORTAR FIRE	1	0	0	12	13
BOMB EXPLOSION	4	18	0	217	239
PARACHUTE ACCIDENT OR FAILURE	0	4	0	0	4
AIRCRAFT LOSS OR CRASH NOT AT SEA	0	1	0	3	4
OTHER	3	0	0	0	3
SUBTOTAL	14	25	0	234	273
ACCIDENT					
GUNSHOT OR SMALL ARMS FIRE	17	2	3	4	26
BOMB EXPLOSION	10	0	0	0	10
OTHER EXPLOSIVE DEVICE (GRENADE/MINE/BOOBY TRAP)	1	0	0	1	2
PARACHUTE ACCIDENT OR FAILURE	0	0	2	0	2
FELL OR LOST OVERBOARD (FROM A SHIP)	0	8	0	0	8
AIRCRAFT LOSS OR CRASH AT SEA	1	27	13	8	49
AIRCRAFT LOSS OR CRASH NOT AT SEA	34	52	44	15	145
VEHICLE LOSS OR ACCIDENT (EXCEPT AIRCRAFT)	355	235	185	112	887
FIRE OR BURNS	0	11	7	0	18
FALL OR JUMP	23	17	11	6	57
DROWNING	49	18	32	13	112
SUFFOCATION	5	3	2	2	12
ELECTROCUTION	1	3	3	2	9
STABBING	3	0	0	0	3

WORLDWIDE U.S. ACTIVE DUTY MILITARY DEATHS

BY CAUSE OF CASUALTY AND MILITARY SERVICE

ALL DEATHS FROM 1 JAN 1983 TO 31 DEC 1983

CAUSE OF CASUALTY	USA	USN	USAF	USMC	TOTAL
WEAPONS EFFECTS, OTHER THAN ABOVE	0	1	0	0	1
ALCOHOL ABUSE OR OVERDOSE	3	3	0	1	7
DRUG ABUSE OR OVERDOSE	7	3	0	0	10
POISONING (EXCEPT CARBON MONOXIDE)	1	2	0	0	3
POISONING - CARBON MONOXIDE	11	1	3	2	17
STRANGULATION	1	0	0	0	1
BEATING	1	0	0	0	1
HANGING	0	2	0	0	2
MISSING - ACCIDENT	0	1	0	0	1
OTHER	9	8	3	4	24
CAUSE NOT REPORTED	0	2	0	0	2
SUBTOTAL	532	399	308	170	1409
ILLNESS OR DISEASE					
SUFFOCATION	0	0	0	2	2
HEART ATTACK OR HEART-ASSOCIATED CONDITION	104	69	91	14	278
STROKE OR CEREBROVASCULAR ACCIDENT	2	4	3	1	10
RESPIRATORY FAILURE	7	6	7	0	20
CANCER	10	9	5	2	26
PNEUMONIA	6	0	0	0	6
HEPATITIS	2	1	0	2	5
ALCOHOL ABUSE OR OVERDOSE	2	0	3	0	5
OTHER	48	8	5	1	60
CAUSE NOT REPORTED	0	0	1	0	1

WORLDWIDE U.S. ACTIVE DUTY MILITARY DEATHS

BY CAUSE OF CASUALTY AND MILITARY SERVICE

ALL DEATHS FROM 1 JAN 1983 TO 31 DEC 1983

CAUSE OF CASUALTY	USA	USN	USAF	USMC	TOTAL
SUBTOTAL	179	97	115	22	413
HOMICIDE - CIVIL					
GUNSHOT OR SMALL ARMS FIRE	25	23	9	8	65
SUFFOCATION	1	0	0	0	1
STABBING	14	6	3	2	25
DRUG ABUSE OR OVERDOSE	0	1	0	0	1
STRANGULATION	4	1	0	0	5
BEATING	4	3	1	3	11
OTHER	2	1	1	0	4
CAUSE NOT REPORTED	3	0	0	0	3
SUBTOTAL	53	35	14	13	115
SUICIDE					
GUNSHOT OR SMALL ARMS FIRE	49	33	38	18	138
FELL OR LOST OVERBOARD (FROM A SHIP)	0	1	0	0	1
FALL OR JUMP	1	3	0	2	6
DROWNING	0	0	0	1	1
SUFFOCATION	0	1	1	0	2
ALCOHOL ABUSE OR OVERDOSE	1	0	1	0	2
DRUG ABUSE OR OVERDOSE	3	8	1	0	12
POISONING (EXCEPT CARBON MONOXIDE)	1	1	0	0	2
POISONING - CARBON MONOXIDE	5	7	2	0	14
STRANGULATION	1	0	1	0	2

WORLDWIDE U.S. ACTIVE DUTY MILITARY DEATHS

BY CAUSE OF CASUALTY AND MILITARY SERVICE
 ALL DEATHS FROM 1 JAN 1983 TO 31 DEC 1983

CAUSE OF CASUALTY	USA	USN	USAF	USMC	TOTAL
HANGING	13	12	8	5	38
OTHER	3	0	0	0	3
SUBTOTAL	77	66	52	26	221
OTHER					
GUNSHOT OR SMALL ARMS FIRE	0	1	0	0	1
RESPIRATORY FAILURE	0	0	0	1	1
DRUG ABUSE OR OVERDOSE	1	2	0	0	3
OTHER	2	0	3	0	5
CAUSE NOT REPORTED	3	5	3	11	22
SUBTOTAL	6	8	6	12	32
TOTAL DEATHS	861	630	495	477	2463

Calendar Year 1984
(1 January 1984 through 31 December 1984)

WORLDWIDE U.S. ACTIVE DUTY MILITARY CASUALTIES

BY CASUALTY GROUP AND MILITARY SERVICE
ALL RECORDS FROM 1 JAN 1984 TO 31 DEC 1984

CASUALTY GROUP	USA	USN	USAF	USMC	TOTAL
CASUALTIES - CAPTURED/INTERNEED OR MISSING					

HOSTILE - CURRENT CAPTURED/INTERNEED	0	0	0	0	0
- CURRENT MISSING	0	0	0	0	0
- RMC FROM CAPTURED	0	0	0	0	0
- RMC FROM MISSING	0	0	0	0	0
NONHOSTILE - CURRENT MISSING	0	1	0	0	1
- RMC FROM MISSING	0	0	0	0	0
CASUALTIES - DEATHS					

HOSTILE - KILLED	2	1	0	3	6
- DIED OF WOUNDS	1	0	0	0	1
- DIED WHILE MISSING	0	0	0	0	0
- DIED WHILE CAPTURED	0	0	0	0	0
TOTAL HOSTILE DEATHS	3	1	0	3	7
NONHOSTILE - DIED OTHER	608	434	356	219	1617
- DIED ILLNESS	162	104	85	20	371
- DIED WHILE MISSING	1	1	0	1	3
TOTAL NONHOSTILE DEATHS	771	539	441	240	1991
TOTAL DEATHS	774	540	441	243	1998

WORLDWIDE U.S. ACTIVE DUTY MILITARY DEATHS

BY CAUSE OF CASUALTY AND MILITARY SERVICE

ALL DEATHS FROM 1 JAN 1984 TO 31 DEC 1984

CAUSE OF CASUALTY	USA	USN	USAF	USMC	TOTAL
HOSTILE ACTION					
GUNSHOT OR SMALL ARMS FIRE	0	0	0	2	2
ARTILLERY OR ROCKET MORTAR FIRE	0	0	0	1	1
BOMB EXPLOSION	1	1	0	0	2
AIRCRAFT LOSS OR CRASH NOT AT SEA	1	0	0	0	1
OTHER	1	0	0	0	1
SUBTOTAL	3	1	0	3	7
ACCIDENT					
GUNSHOT OR SMALL ARMS FIRE	20	5	3	7	35
ARTILLERY OR ROCKET MORTAR FIRE	2	0	0	0	2
BOMB EXPLOSION	2	2	0	0	4
PARACHUTE ACCIDENT OR FAILURE	4	2	1	0	7
FELL OR LOST OVERBOARD (FROM A SHIP)	0	5	0	0	5
AIRCRAFT LOSS OR CRASH AT SEA	1	12	11	5	29
AIRCRAFT LOSS OR CRASH NOT AT SEA	25	20	76	40	161
VEHICLE LOSS OR ACCIDENT (EXCEPT AIRCRAFT)	343	249	157	100	849
FIRE OR BURNS	0	0	0	1	1
FALL OR JUMP	19	9	7	6	41
DROWNING	35	20	18	7	80
SUFFOCATION	3	1	3	3	10
ELECTROCUTION	5	3	0	2	10
STABBING	0	1	0	0	1
ALCOHOL ABUSE OR OVERDOSE	2	2	0	0	4

WORLDWIDE U.S. ACTIVE DUTY MILITARY DEATHS

BY CAUSE OF CASUALTY AND MILITARY SERVICE
ALL DEATHS FROM 1 JAN 1984 TO 31 DEC 1984

CAUSE OF CASUALTY	USA	USN	USAF	USMC	TOTAL
DRUG ABUSE OR OVERDOSE	4	3	1	0	8
POISONING (EXCEPT CARBON MONOXIDE)	0	0	0	1	1
POISONING - CARBON MONOXIDE	4	6	0	1	11
STRANGULATION	1	1	0	0	2
HANGING	1	2	0	0	3
OTHER	6	10	10	2	28
CAUSE NOT REPORTED	0	0	1	0	1
SUBTOTAL	477	353	288	175	1293
ILLNESS OR DISEASE	103	66	57	10	236
HEART ATTACK OR HEART-ASSOCIATED CONDITION	3	11	1	3	18
STROKE OR CEREBROVASCULAR ACCIDENT	4	9	7	2	22
RESPIRATORY FAILURE	5	4	4	3	16
CANCER	1	3	1	0	5
PNEUMONIA	0	1	0	0	1
MALARIA	1	0	0	0	1
HEPATITIS	44	9	15	2	70
OTHER	1	1	0	0	2
CAUSE NOT REPORTED	1	1	0	0	2
SUBTOTAL	162	104	85	20	371
HOMICIDE - CIVIL	28	6	4	7	45
GUNSHOT OR SMALL ARMS FIRE	1	0	0	0	1
SUFFOCATION					

WORLDWIDE U.S. ACTIVE DUTY MILITARY DEATHS

BY CAUSE OF CASUALTY AND MILITARY SERVICE
ALL DEATHS FROM 1 JAN 1984 TO 31 DEC 1984

CAUSE OF CASUALTY	USA	USN	USAF	USMC	TOTAL
STABBING	9	6	6	3	24
POISONING (EXCEPT CARBON MONOXIDE)	1	0	0	0	1
POISONING - CARBON MONOXIDE	1	0	0	0	1
STRANGULATION	3	1	1	0	5
BEATING	2	3	1	0	6
OTHER	0	1	0	0	1
SUBTOTAL	45	17	12	10	84
SUICIDE					
GUNSHOT OR SMALL ARMS FIRE	46	15	33	24	118
FELL OR LOST OVERBOARD (FROM A SHIP)	0	1	0	0	1
VEHICLE LOSS OR ACCIDENT (EXCEPT AIRCRAFT)	1	0	0	0	1
FALL OR JUMP	3	2	1	1	7
DROWNING	1	0	0	0	1
ELECTROCUTION	0	1	0	0	1
STABBING	0	1	0	0	1
DRUG ABUSE OR OVERDOSE	5	2	0	0	7
POISONING (EXCEPT CARBON MONOXIDE)	0	0	1	1	2
POISONING - CARBON MONOXIDE	7	8	7	0	22
HANGING	19	22	8	4	53
OTHER	1	0	3	0	4
SUBTOTAL	83	52	53	30	218
OTHER					

AD-A165 705

WORLDWIDE US ACTIVE DUTY MILITARY PERSONNEL CASUALTIES
OCTOBER 1 1979 TO (U) WASHINGTON HEADQUARTERS SERVICES
(DOD) DC DIRECTORATE FOR INF 31 DEC 85

2/2


UNCLASSIFIED

DIOR/M07-86/01

F/G 5/9

NL





MICROCOPY RESOLUTION TEST CHART
NATIONAL BUREAU OF STANDARDS-1963-A

WORLDWIDE U.S. ACTIVE DUTY MILITARY DEATHS

BY CAUSE OF CASUALTY AND MILITARY SERVICE
 ALL DEATHS FROM 1 JAN 1984 TO 31 DEC 1984

CAUSE OF CASUALTY	USA	USN	USAF	USMC	TOTAL
GUNSHOT OR SMALL ARMS FIRE	0	2	0	1	3
VEHICLE LOSS OR ACCIDENT (EXCEPT AIRCRAFT)	0	1	0	0	1
SUFFOCATION	0	1	0	0	1
ALCOHOL ABUSE OR OVERDOSE	0	1	0	0	1
DRUG ABUSE OR OVERDOSE	0	1	0	0	1
POISONING (EXCEPT CARBON MONOXIDE)	0	1	0	0	1
BEATING	0	0	0	1	1
HANGING	0	1	0	0	1
OTHER	0	0	0	1	1
CAUSE NOT REPORTED	4	5	3	2	14
SUBTOTAL	4	13	3	5	25
TOTAL DEATHS	774	540	441	243	1998

Calendar Year 1985
(1 January 1985 through 31 December 1985)

WORLDWIDE U.S. ACTIVE DUTY MILITARY CASUALTIES

BY CASUALTY GROUP AND MILITARY SERVICE

ALL RECORDS FROM 1 JAN 1985 TO 31 DEC 1985

CASUALTY GROUP	USA	USN	USAF	USMC	TOTAL
CASUALTIES - CAPTURED/INTERNEED OR MISSING					

HOSTILE - CURRENT CAPTURED/INTERNEED	0	0	0	0	0
- CURRENT MISSING	0	0	0	0	0
- RMC FROM CAPTURED	0	5	0	0	5
- RMC FROM MISSING	0	0	0	0	0
NONHOSTILE - CURRENT MISSING	0	2	0	0	2
- RMC FROM MISSING	0	0	0	0	0
CASUALTIES - DEATHS					

HOSTILE - KILLED	0	0	0	4	4
- DIED OF WOUNDS	0	0	0	0	0
- DIED WHILE MISSING	0	0	0	0	0
- DIED WHILE CAPTURED	0	1	0	0	1
TOTAL HOSTILE DEATHS	0	1	0	4	5
NONHOSTILE - DIED OTHER	901	442	326	196	1865
- DIED ILLNESS	143	98	92	20	353
- DIED WHILE MISSING	0	3	0	0	3
TOTAL NONHOSTILE DEATHS	1044	543	418	216	2221
TOTAL DEATHS	1044	544	418	220	2226

WORLDWIDE U.S. ACTIVE DUTY MILITARY DEATHS

BY CAUSE OF CASUALTY AND MILITARY SERVICE
ALL DEATHS FROM 1 JAN 1985 TO 31 DEC 1985

CAUSE OF CASUALTY	USA	USN	USAF	USMC	TOTAL
HOSTILE ACTION					
GUNSHOT OR SMALL ARMS FIRE	0	1	0	4	5
SUBTOTAL	0	1	0	4	5
ACCIDENT					
GUNSHOT OR SMALL ARMS FIRE	23	3	1	6	33
BOMB EXPLOSION	0	0	1	0	1
PARACHUTE ACCIDENT OR FAILURE	2	0	1	0	3
FELL OR LOST OVERBOARD (FROM A SHIP)	0	1	0	0	1
AIRCRAFT LOSS OR CRASH AT SEA	0	15	18	34	67
AIRCRAFT LOSS OR CRASH NOT AT SEA	275	28	34	13	350
VEHICLE LOSS OR ACCIDENT (EXCEPT AIRCRAFT)	344	240	123	85	792
FIRE OR BURNS	9	3	1	0	13
FALL OR JUMP	10	8	7	2	27
DROWNING	44	21	22	12	99
SUFFOCATION	2	0	0	1	3
ELECTROCUTION	7	1	2	0	10
STABBING	1	0	0	0	1
ALCOHOL ABUSE OR OVERDOSE	1	2	0	0	3
DRUG ABUSE OR OVERDOSE	3	1	0	0	4
POISONING (EXCEPT CARBON MONOXIDE)	0	0	1	0	1
POISONING - CARBON MONOXIDE	6	0	3	2	11
STRANGULATION	4	0	0	1	5
HANGING	0	6	0	0	6

WORLDWIDE U.S. ACTIVE DUTY MILITARY DEATHS

BY CAUSE OF CASUALTY AND MILITARY SERVICE
ALL DEATHS FROM 1 JAN 1985 TO 31 DEC 1985

CAUSE OF CASUALTY	USA	USN	USAF	USMC	TOTAL
OTHER	7	8	19	5	39
SUBTOTAL	738	337	233	161	1469
ILLNESS OR DISEASE					
SUFFOCATION	0	1	0	0	1
HEART ATTACK OR HEART-ASSOCIATED CONDITION	88	63	71	11	233
STROKE OR CEREBROVASCULAR ACCIDENT	2	4	0	0	6
RESPIRATORY FAILURE	8	4	2	3	17
CANCER	7	10	3	1	21
PNEUMONIA	0	0	2	1	3
HEPATITIS	0	1	0	1	2
ALCOHOL ABUSE OR OVERDOSE	2	0	0	0	2
OTHER	35	15	14	3	67
CAUSE NOT REPORTED	1	1	0	0	2
SUBTOTAL	143	99	92	20	354
HOMICIDE - CIVIL					
GUNSHOT OR SMALL ARMS FIRE	31	18	8	6	63
STABBING	11	8	5	2	26
STRANGULATION	1	1	0	0	2
BEATING	4	2	2	1	9
OTHER	1	0	0	0	1
CAUSE NOT REPORTED	1	1	0	0	2
SUBTOTAL	49	30	15	9	103

WORLDWIDE U.S. ACTIVE DUTY MILITARY DEATHS

BY CAUSE OF CASUALTY AND MILITARY SERVICE
ALL DEATHS FROM 1 JAN 1985 TO 31 DEC 1985

CAUSE OF CASUALTY	USA	USN	USAF	USMC	TOTAL
SUICIDE					
GUNSHOT OR SMALL ARMS FIRE	75	21	42	14	152
FALL OR JUMP	5	3	2	0	10
SUFFOCATION	0	2	0	1	3
STABBING	1	0	0	0	1
DRUG ABUSE OR OVERDOSE	3	0	3	0	6
POISONING (EXCEPT CARBON MONOXIDE)	1	0	0	0	1
POISONING - CARBON MONOXIDE	4	5	17	1	27
STRANGULATION	0	0	1	2	3
HANGING	20	16	7	4	47
OTHER	0	0	3	0	3
SUBTOTAL	109	47	75	22	253
OTHER					
GUNSHOT OR SMALL ARMS FIRE	0	5	0	0	5
FALL OR JUMP	0	4	0	0	4
DROWNING	0	2	0	0	2
DRUG ABUSE OR OVERDOSE	0	1	0	0	1
POISONING - CARBON MONOXIDE	0	5	0	0	5
HANGING	0	1	0	0	1
OTHER	1	1	0	0	2
CAUSE NOT REPORTED	4	11	3	4	22
SUBTOTAL	5	30	3	4	42

WORLDWIDE U.S. ACTIVE DUTY MILITARY DEATHS
 BY CAUSE OF CASUALTY AND MILITARY SERVICE
 ALL DEATHS FROM 1 JAN 1985 TO 31 DEC 1985

CAUSE OF CASUALTY	USA	USN	USAF	USMC	TOTAL
TOTAL DEATHS	1044	544	418	220	2226

GLOSSARY OF TERMS

Active Duty. Full-time duty in active military service, regardless of duration or purpose. The term includes active duty for training.

Active Duty for Training. A tour of active duty that is used for training members of the reserve components to provide trained units and qualified persons to fill the needs of the military services in time of war or national emergency and such other times as national security requires. The tour of duty is under orders that provide for return to nonactive duty status when the period of active duty for training is completed. It includes annual training, special tours of active duty for training, school tours, and the initial tour performed by nonprior service enlistees.

Casualty. Any person who is lost to the organization by reasons of having been declared dead, missing, captured, interned, wounded, injured, or seriously ill.

Hostile, Hostile Conditions or Hostile Actions. Meets the requirements of a battle casualty. A battle casualty is any casualty incurred in action. "In action" characterizes the casualty status as having been the direct result of hostile action; sustained in combat or relating thereto; or sustained going to or returning from a combat mission provided that the occurrence was directly related to hostile action. Included are persons killed or wounded mistakenly or accidentally by friendly fire directed at a hostile force or what is thought to be a hostile force. However, injuries due to the elements or self-inflicted wounds and, except in unusual cases, wounds or deaths inflicted by a friendly force while the individual is in an absent-without-leave or dropped from the rolls status or who is voluntarily absent from a place of duty are not to be considered as sustained in action and are, thereby, not to be interpreted as battle casualties.

Died. Active duty military personnel lost to their organization by reason of having been declared dead.

Missing. Active duty military personnel who are not present at their duty station due to apparent involuntary reasons and whose location is not known. Excluded are personnel who are in an absent-without-leave or deserter status or those who have been dropped from the rolls of their military service.

Captured or Interned. Active duty military personnel who have been detained as the result of action of an unfriendly military or paramilitary force in a foreign country.

Returned to Military Control (RMC). Active duty military personnel previously missing, captured, or interned who have been returned to U.S. military authority.

DTIC

END

44-886