

AD-A166 243

NOVEL MACROMOLECULAR STRUCTURES AND COMPOSITES(U)  
MASSACHUSETTS UNIV AMHERST DEPT OF POLYMER SCIENCE AND  
ENGINEERING F E KARASZ JUN 85 AFOSR-TR-86-0143  
AFOSR-83-0341

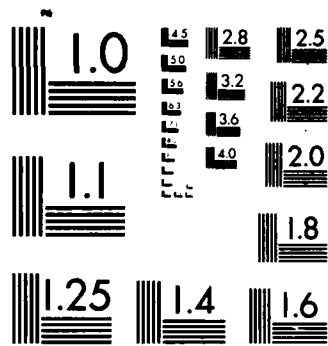
1/1

UNCLASSIFIED

F/G 11/4

ML





MICROCOPY RESOLUTION TEST CHART  
NATIONAL BUREAU OF STANDARDS-1963-A

FINAL REPORT

RESEARCH EQUIPMENT: DoD URIP

NOVEL MACROMOLECULAR STRUCTURES  
AND COMPOSITES

AFOSR

Grant AFOSR 83-0341

1 August 1983 - 31 July 1984

Frank E. Karasz  
Polymer Science and Engineering  
University of Massachusetts  
Amherst, MA 01003

June 1985

DTIC  
ELECTE  
APR 02 1986  
S D

AD-A166 243

Approved  
distribution

AD-All 243

## REPORT DOCUMENTATION PAGE

1a. REPORT SECURITY CLASSIFICATION Unclassified		1b. RESTRICTIVE MARKINGS	
2a. SECURITY CLASSIFICATION AUTHORITY		3. DISTRIBUTION/AVAILABILITY OF REPORT Approved for public release; distribution unlimited.	
2b. DECLASSIFICATION/DOWNGRADING SCHEDULE			
4. PERFORMING ORGANIZATION REPORT NUMBER(S)		5. MONITORING ORGANIZATION REPORT NUMBER(S) <b>AFOSR-TR- 86-0143</b>	
6a. NAME OF PERFORMING ORGANIZATION Univ. of Massachusetts	6b. OFFICE SYMBOL (If applicable)	7a. NAME OF MONITORING ORGANIZATION AFOSR/NC	
6c. ADDRESS (City, State and ZIP Code) North Pleasant Street Amherst, MA 01003		7b. ADDRESS (City, State and ZIP Code) Building 410 Bolling AFB Washington, D. C. 20332-6448	
8a. NAME OF FUNDING/SPONSORING ORGANIZATION AFOSR	8b. OFFICE SYMBOL (If applicable) NC	9. PROCUREMENT INSTRUMENT IDENTIFICATION NUMBER Grant AFOSR 83-0341	
8c. ADDRESS (City, State and ZIP Code) Building 410 Bolling AFB Washington, D. C. 20332-6448		10. SOURCE OF FUNDING NOS.	
11. TITLE (Include Security Classification) Novel Macromolecular Structures and Composites		PROGRAM ELEMENT NO. 61102F	TASK NO. A3
		PROJECT NO. 2303	WORK UNIT NO. -
12. PERSONAL AUTHOR(S) Frank E. Karasz			
13a. TYPE OF REPORT Final	13b. TIME COVERED FROM 8/1/83 TO 7/31/84	14. DATE OF REPORT (Yr., Mo., Day) 1985 June	15. PAGE COUNT 11
16. SUPPLEMENTARY NOTATION			
17. COSATI CODES		18. SUBJECT TERMS (Continue on reverse if necessary and identify by block number)	
FIELD	GROUP	SUB. GR.	
		Equipment	
19. ABSTRACT (Continue on reverse if necessary and identify by block number)			
<p>The grant provided funds for the purchase of a "DYNASTAT" Mechanical Testing Apparatus. This apparatus was made fully operational late in 1984 and has been used extensively by a number of DoD supported PI's in the UMass polymer community. It is the most versatile and sophisticated mechanical testing device available and completely fulfills the URIP goal of providing modern facilities for advanced research to university researchers relevant to DoD interests.</p>			
20. DISTRIBUTION/AVAILABILITY OF ABSTRACT UNCLASSIFIED/UNLIMITED <input checked="" type="checkbox"/> SAME AS RPT. <input checked="" type="checkbox"/> DTIC USERS <input type="checkbox"/>		21. ABSTRACT SECURITY CLASSIFICATION Unclassified	
22a. NAME OF RESPONSIBLE INDIVIDUAL Dr. Donald R. Ulrich		22b. TELEPHONE NUMBER (Include Area Code) (202)767-4963	22c. OFFICE SYMBOL NC

ACKNOWLEDGEMENT

The Principal Investigator would like to express his sincere thanks to Dr. Donald L. Ball, Director of Chemical Sciences, Air Force Office of Scientific Research, to Dr. Donald R. Ulrich, Program Manager, Directorate of Chemical Sciences, and to other members of the Directorate, for their unfailing cooperation, help and courtesy extended to him during the period of this contract.

AIR FORCE OFFICE OF SCIENTIFIC RESEARCH (AFOSR)  
NOTICE OF DISSEMINATION RIGHTS  
This report is the property of the Air Force Office of Scientific Research and is  
approved for distribution under the provisions of AFOSR-12.  
Distribution is unlimited.  
MATTHEW J. FERRELLI  
Chief, Technical Information Division

CONTENTS

- I. Title
- II. Principal Investigator
- III. Contract Number
- IV. Dates
- V. Senior Research Personnel
- VI. Junior Research Personnel
- VII. Abstract of Accomplishments
- VIII. Description of Research Undertaken
- IX. Publications

Accession For	
NTIS CR&I	<input checked="" type="checkbox"/>
DTIC TAB	<input type="checkbox"/>
Unannounced	<input type="checkbox"/>
Justification	
By	
Distribution /	
Availability Codes	
Dist	Availability / or Special
A-1	

- I. TITLE: Research Equipment: DoD URIP
  
- II. PRINCIPAL INVESTIGATOR: Dr. Frank E. Karasz  
Polymer Science and Engineering  
University of Massachusetts  
Amherst, MA 01003
  
- III. CONTRACT NUMBER: AFOSR 83-0341
  
- IV. DATES: 1 August 1983 - 31 July 1984
  
- V. SENIOR RESEARCH PERSONNEL: None
  
- VI. JUNIOR RESEARCH PERSONNEL: None

VII. ABSTRACT OF ACCOMPLISHMENTS

The grant provided \$100,000 towards purchase of a "DYNASTAT" Mechanical Testing Apparatus. This apparatus was made fully operational late in 1984 and has been used extensively by a number of DoD supported PI's in the UMass polymer community. It is the most versatile and sophisticated mechanical testing device available and completely fulfills the URIP goal of providing modern facilities for advanced research to university researchers relevant to DoD interests.

### VIII. DESCRIPTION OF ACCOMPLISHMENTS

The Dynastat mechanical testing instrument purchased under the URIP Grant is now fully operational. It is presently being used to a large extent for research involving the Farris research group. The projects primarily influenced and which constitute about 90% of the time on the instrument are the AFML Molecular Composites Program and a DoD LOVA program. The instrument is sufficiently versatile that it can be used for a multitude of materials and is especially useful for very stiff materials, a region where most instruments fail.

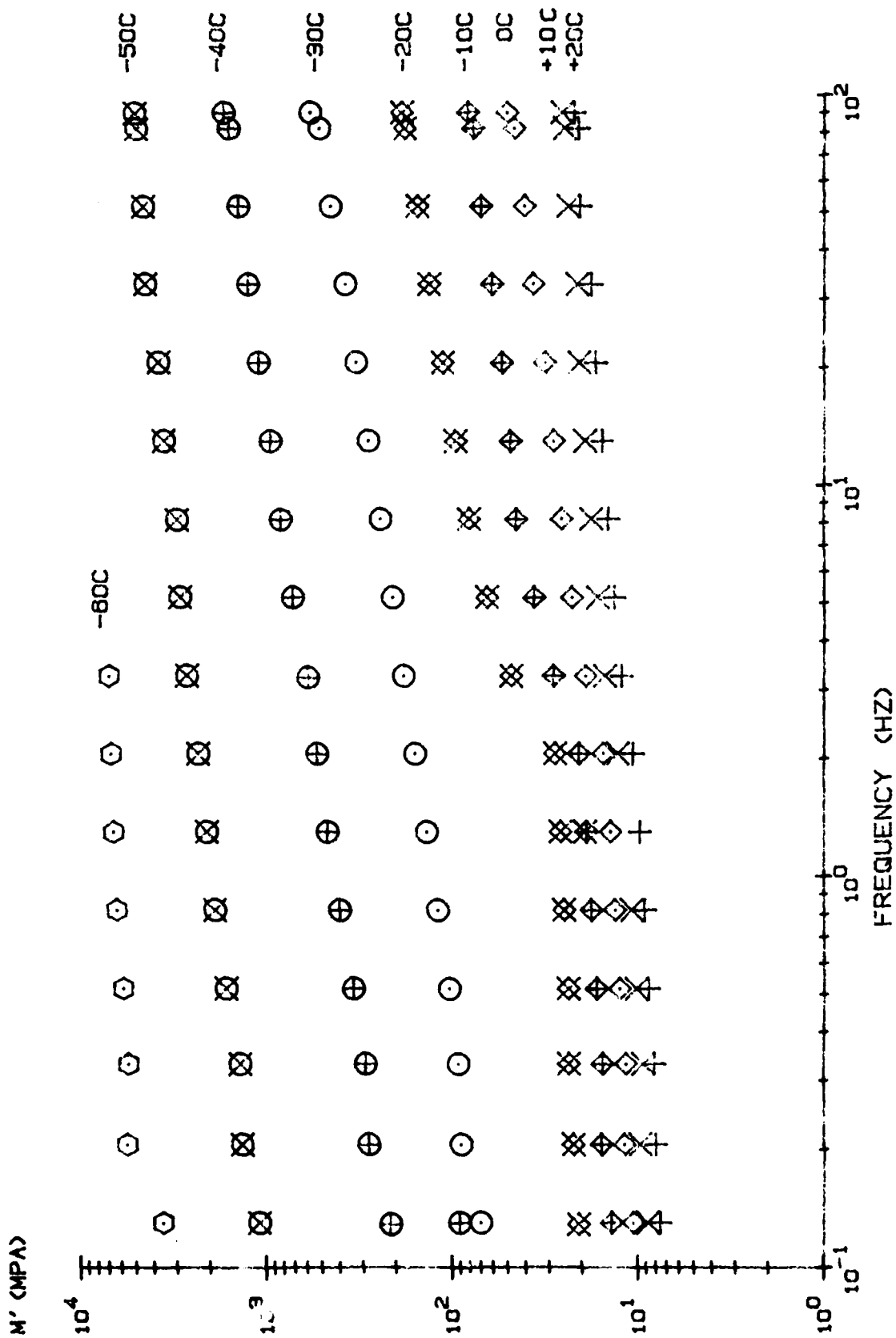
As an example of the type of data that can be taken we have included some recent data. Figure 1 illustrates the in-phase modulus in uniaxial compression of a polyacetal-polyurethane thermoplastic elastomer as a function of frequency at several temperatures. Figure 2 shows the master curve for this material using the computerized time-temperature/frequency-temperature shifted data. Also included in this figure are the reduced data at 40% and 60% filler content.

Figure 3 shows the curing of a graphite-epoxy prepreg in shear during cure. In this experiment the sample is being increased in temperature linearly with time. The prepreg softens at about 50°C and little happens until 160°C where reaction commences, as illustrated by a drop in the loss factor and an increase in the stiffness.

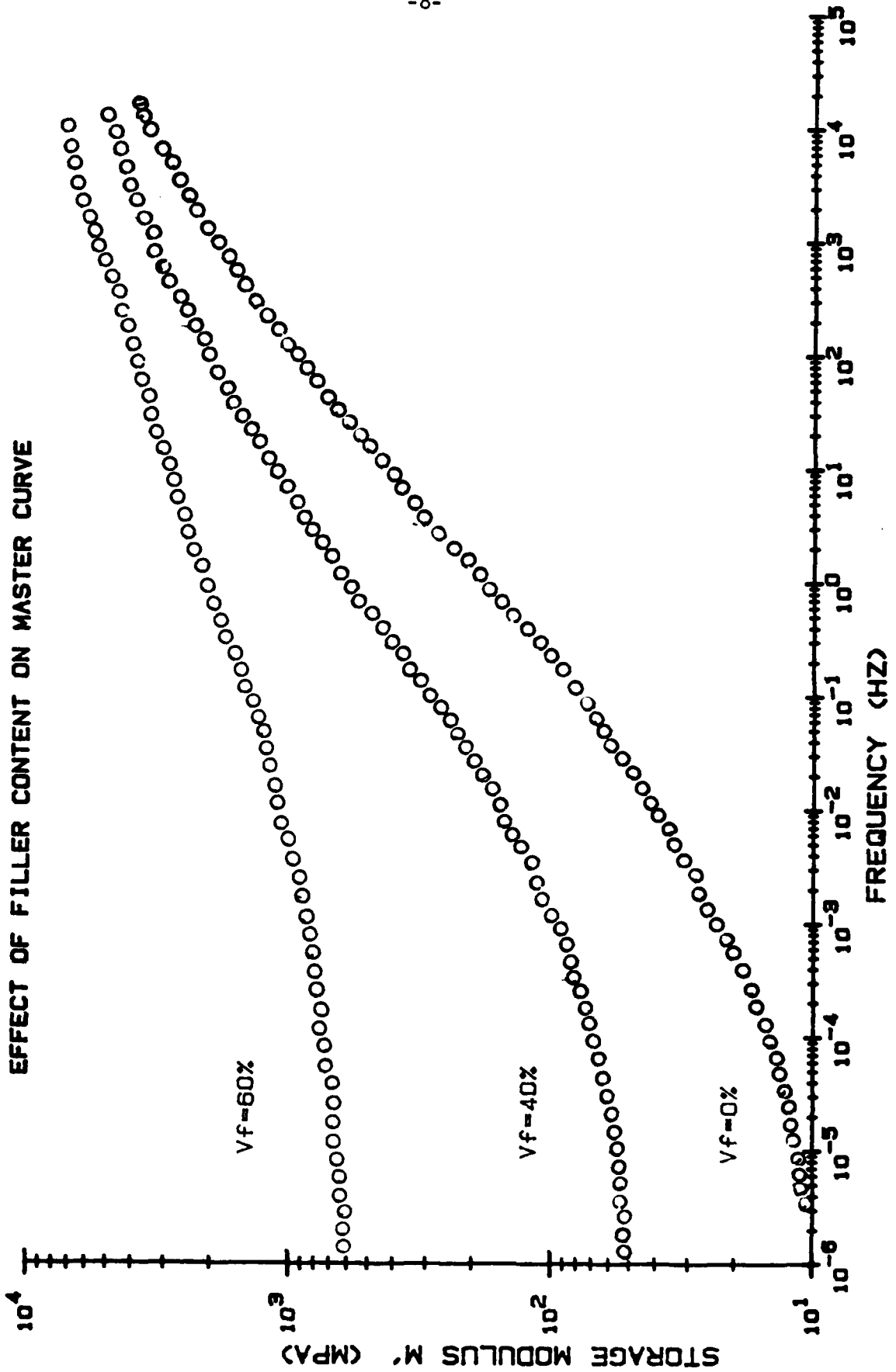
This instrument is perhaps the most versatile mechanical testing apparatus in the department and can do many different types of experiments including creep, stress-relaxation, dynamic, etc. It can sweep frequency and temperature automatically and is fully computerized. It is currently being used to develop

a new Impulse Method of Viscoelastic characterization which related time-integrals of stress to time integrals of strain for pulse experiments. This work will be presented by R. Farris at the Gordon Research Conference on Thermosets in July 1985. Such work would have been impossible without the Dynastat.

PACPU-MBI-1800-0% IN COMPRESSION

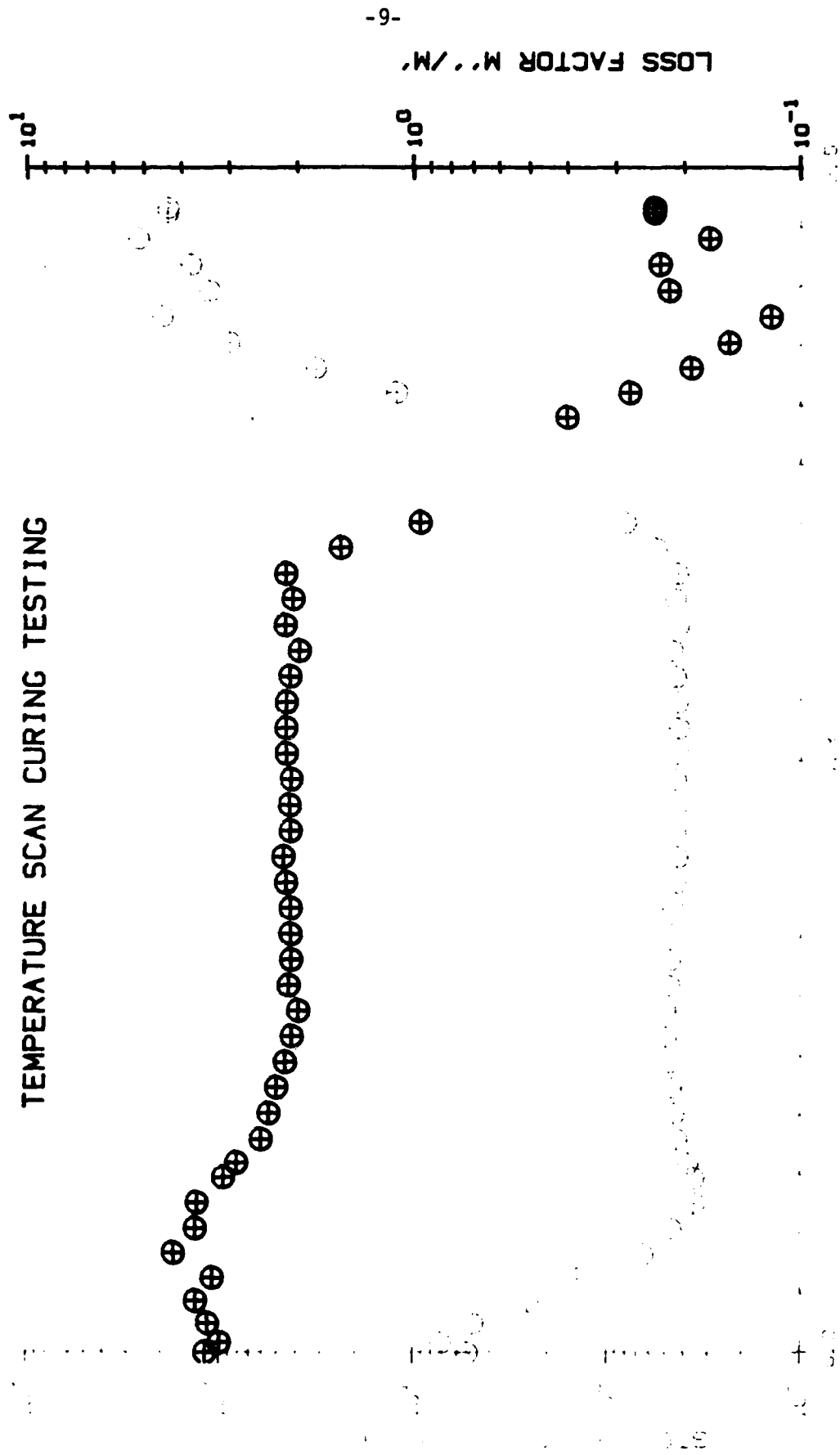


### EFFECT OF FILLER CONTENT ON MASTER CURVE



# GRAPHITE/EPOXY PREPREG IN DYNAMIC (1HZ) SHEAR

## TEMPERATURE SCAN CURING TESTING



IX. PUBLICATIONS

None.

The "Dynastat" has been operational for some 6 months at the time of writing. We anticipate very heavy usage in the foreseeable future in a highly productive mode. A large number of publications with data entirely or partially attributable to this apparatus is anticipated.

END

DTIC

5-86