

MICROCOPY RESOLUTION TEST CHART

(12)

AD-A166 370

DIER/102-86/01

DEPARTMENT OF DEFENSE

SELECTED MEDICAL CARE STATISTICS, *First*
Quarter, FY 86.

Quarter Ending December 31, 1985

DMC FILE COPY



Quarterly report.

DISTRIBUTION STATEMENT A
Approved for public release
Distribution Unlimited

DTIC
ELECTE
APR 09 1986
S R

86 4 9

Department of Defense Selected Medical Care Statistics

Quarter Ending December 31, 1985

*Washington Headquarters Services
Directorate for Information
Operations and Reports*

~~FOR SALE BY THE SUPERINTENDENT OF DOCUMENTS
U.S. GOVERNMENT PRINTING OFFICE
WASHINGTON, DC 20540~~

DTIC and NTIS identification number for this publication is DIOR/LO2-86/01.

FOREWORD

Selected Medical Care Statistics (SMCS) is a quarterly publication prepared by the Washington Headquarters Services, Directorate for Information Operations and Reports (WHS/DIOR) of the Office of the Secretary of Defense.

SMCS presents quarterly summary data concerning medical care provided at fixed military medical facilities located in (1) the United States and (2) outside the United States, in territories, possessions and foreign countries. Graphic representation of the worldwide tables is included for each of the military departments.

This publication is generated from a computerized data base developed and maintained in consonance with Department of Defense Instruction (DoDI) 6015.14, November 14, 1977, under Reports Control Symbol DD-COMP(Q)1474 by the Manpower Management Information Division of WHS/DIOR.

Accession For	
NTIS CRA&I	<input checked="" type="checkbox"/>
DTIC TAB	<input type="checkbox"/>
Unannounced	<input type="checkbox"/>
Justification	
By	
Distribution /	
Availability Codes	
Dist	Avail and/or Special
A-1	



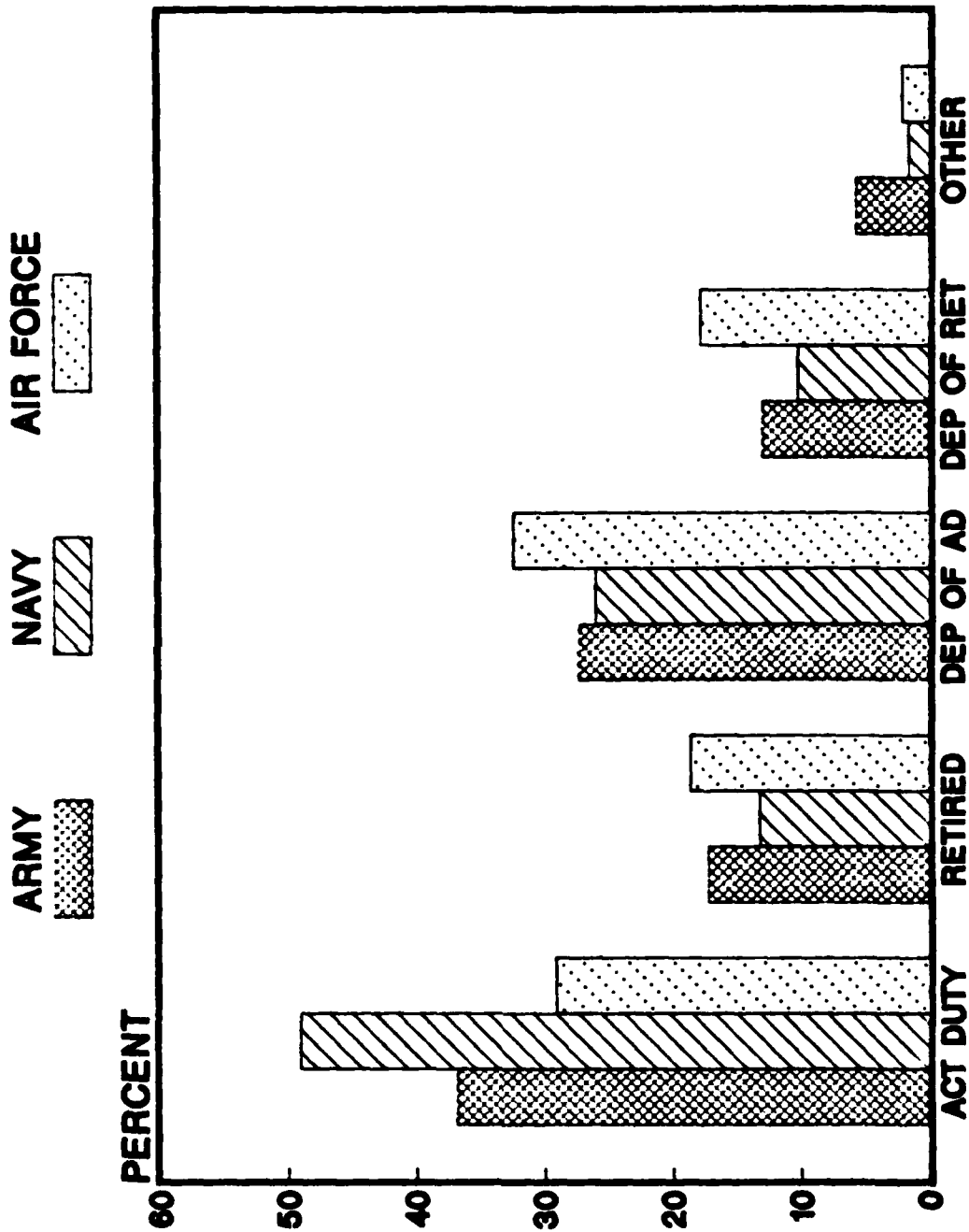
TABLE OF CONTENTS

TABLE NUMBER		PAGE
Table 1.1	Operating Beds/Operating Bassinets/Beds Occupied - Worldwide.....	1
Figure 1.1	Beds Occupied - Worldwide.....	2
Table 1.2	Operating Beds/Operating Bassinets/Beds Occupied - United States.....	3
Table 1.3	Operating Beds/Operating Bassinets/Beds Occupied - Outside United States.....	4
Table 2.1	Admissions - Worldwide.....	5
Figure 2.1	Admissions - Worldwide.....	6
Table 2.2	Admissions - United States.....	7
Table 2.3	Admissions - Outside United States.....	8
Table 3.1	Outpatient Visits and Live Births - Worldwide.....	9
Figure 3.1	Outpatient Visits - Worldwide.....	10
Table 3.2	Outpatient Visits and Live Births - United States.....	11
Table 3.3	Outpatient Visits and Live Births - Outside United States.....	12
	GLOSSARY.....	13

TABLE 1.1
 DEPARTMENT OF DEFENSE
 SELECTED DATA CONCERNING MEDICAL CARE
 PROVIDED AT FIXED MILITARY FACILITIES
 FOR QUARTER ENDING
 DECEMBER 1985

OPERATING BEDS - WORLDWIDE		DOD TOTAL	ARMY FACILITIES	NAVY FACILITIES	AIR FORCE FACILITIES
1.	NUMBER OF OPERATING BEDS	18,022	8,000	4,157	5,865
2.	NUMBER OF OPERATING BASSINETS	2,111	633	363	1,115
3.	NUMBER OF BEDS OCCUPIED (DAILY AVERAGE)	13,723	6,317	3,169	4,237
4.	BEDS OCCUPIED BY US ACTIVE DUTY UNIFORMED PERSONNEL	5,111	2,324	1,553	1,234
	A. MILITARY	5,061	2,310	1,529	1,222
	(1) ARMY	2,181	2,013	47	121
	(2) NAVY-MARINE CORPS	1,689	151	1,432	106
	(3) AIR FORCE	1,191	146	50	995
	B. OTHER UNIFORMED PERSONNEL (PHS.CG.NOAA)	50	14	24	12
5.	BEDS OCCUPIED BY RETIRED US UNIFORMED PERSONNEL	2,291	1,085	419	787
	A. RETIRED MILITARY	2,269	1,077	412	780
	(1) ARMY	950	717	68	165
	(2) NAVY-MARINE CORPS	538	131	291	116
	(3) AIR FORCE	781	229	53	499
	B. OTHER RETIRED UNIFORMED PERSONNEL (PHS.CG.NOAA)	22	8	7	7
6.	BEDS OCCUPIED BY DEPENDENTS OF US ACTIVE DUTY MILITARY PERSONNEL	3,923	1,724	825	1,374
	(1) ARMY	1,556	1,388	44	124
	(2) NAVY-MARINE CORPS	982	139	719	124
	(3) AIR FORCE	1,385	197	62	1,126
7.	BEDS OCCUPIED BY DEPENDENTS OF RETIRED AND DECEASED US MILITARY PERSONNEL	1,900	823	322	755
	(1) ARMY	741	534	55	152
	(2) NAVY-MARINE CORPS	426	98	216	112
	(3) AIR FORCE	733	191	51	491
8.	BEDS OCCUPIED BY DEPENDENTS OF OTHER UNIFORMED PERSONNEL (PHS.CG.NOAA)	43	15	13	15
9.	BEDS OCCUPIED BY ALL OTHER BENEFICIARIES	455	346	37	72

FIGURE 1.1
**BEDS OCCUPIED - WORLDWIDE
 QUARTER ENDING DECEMBER 31, 1985**



BEDS OCCUPIED BY SELECTED GROUPS

TABLE 1.2
DEPARTMENT OF DEFENSE
SELECTED DATA CONCERNING MEDICAL CARE
PROVIDED AT FIXED MILITARY FACILITIES
FOR QUARTER ENDING
DECEMBER 1985

OPERATING BEDS - UNITED STATES		DOD TOTAL	ARMY FACILITIES	NAVY FACILITIES	AIR FORCE FACILITIES
1.	NUMBER OF OPERATING BEDS	15,521	6,679	3,717	5,125
2.	NUMBER OF OPERATING BASSINETS	1,773	493	319	961
3.	NUMBER OF BEDS OCCUPIED (DAILY AVERAGE)	11,706	5,191	2,831	3,684
4.	BEDS OCCUPIED BY US ACTIVE DUTY UNIFORMED PERSONNEL	4,080	1,738	1,356	986
	A. MILITARY	4,030	1,724	1,332	974
	(1) ARMY	1,609	1,481	41	87
	(2) NAVY-MARINE CORPS	1,471	133	1,257	81
	(3) AIR FORCE	950	110	34	806
	B. OTHER UNIFORMED PERSONNEL (PHS,CG,NOAA)	50	14	24	12
5.	BEDS OCCUPIED BY RETIRED US UNIFORMED PERSONNEL	2,224	1,052	407	765
	A. RETIRED MILITARY	2,202	1,044	400	758
	(1) ARMY	917	691	66	160
	(2) NAVY-MARINE CORPS	521	129	282	110
	(3) AIR FORCE	764	224	52	488
	B. OTHER RETIRED UNIFORMED PERSONNEL (PHS,CG,NOAA)	22	8	7	7
6.	BEDS OCCUPIED BY DEPENDENTS OF US ACTIVE DUTY MILITARY PERSONNEL	3,127	1,291	713	1,123
	(1) ARMY	1,154	1,017	38	99
	(2) NAVY-MARINE CORPS	868	132	638	98
	(3) AIR FORCE	1,105	142	37	926
7.	BEDS OCCUPIED BY DEPENDENTS OF RETIRED AND DECEASED US MILITARY PERSONNEL	1,859	805	314	740
	(1) ARMY	726	523	55	148
	(2) NAVY-MARINE CORPS	412	95	208	109
	(3) AIR FORCE	721	187	51	483
8.	BEDS OCCUPIED BY DEPENDENTS OF OTHER UNIFORMED PERSONNEL (PHS,CG,NOAA)	43	15	13	15
9.	BEDS OCCUPIED BY ALL OTHER BENEFICIARIES	373	290	28	55

TABLE 1.3
DEPARTMENT OF DEFENSE
SELECTED DATA CONCERNING MEDICAL CARE
PROVIDED AT FIXED MILITARY FACILITIES
FOR QUARTER ENDING
DECEMBER 1985

OPERATING BEDS - OUTSIDE UNITED STATES		DOD TOTAL	ARMY FACILITIES	NAVY FACILITIES	AIR FORCE FACILITIES
1.	NUMBER OF OPERATING BEDS - TOTAL	2,501	1,321	440	740
2.	NUMBER OF OPERATING BASSINETS - TOTAL	338	140	44	154
3.	NUMBER OF BEDS OCCUPIED (DAILY AVERAGE) - TOTAL	2,017	1,126	338	553
4.	BEDS OCCUPIED BY US ACTIVE DUTY UNIFORMED PERSONNEL - TOTAL	1,031	586	197	248
	A. MILITARY	1,031	586	197	248
	(1) ARMY	572	532	6	34
	(2) NAVY-MARINE CORPS	218	18	175	25
	(3) AIR FORCE	241	36	16	189
	B. OTHER UNIFORMED PERSONNEL (PHS,CG,NOAA) - TOTAL	0	0	0	0
5.	BEDS OCCUPIED BY RETIRED US UNIFORMED PERSONNEL - TOTAL	67	33	12	22
	A. RETIRED MILITARY	67	33	12	22
	(1) ARMY	33	26	2	5
	(2) NAVY-MARINE CORPS	17	2	9	6
	(3) AIR FORCE	17	5	1	11
	B. OTHER RETIRED UNIFORMED PERSONNEL (PHS,CG,NOAA) - TOTAL	0	0	0	0
6.	BEDS OCCUPIED BY DEPENDENTS OF US ACTIVE DUTY MILITARY PERSONNEL - TOTAL	796	433	112	251
	(1) ARMY	402	371	6	25
	(2) NAVY-MARINE CORPS	114	7	81	26
	(3) AIR FORCE	280	55	25	200
7.	BEDS OCCUPIED BY DEPENDENTS OF RETIRED AND DECEASED US MILITARY PERSONNEL - TOTAL	41	18	8	15
	(1) ARMY	15	11	0	4
	(2) NAVY-MARINE CORPS	14	3	8	3
	(3) AIR FORCE	12	4	0	8
8.	BEDS OCCUPIED BY DEPENDENTS OF OTHER UNIFORMED PERSONNEL (PHS,CG,NOAA) - TOTAL	0	0	0	0
9.	BEDS OCCUPIED BY ALL OTHER BENEFICIARIES - TOTAL	82	56	9	17

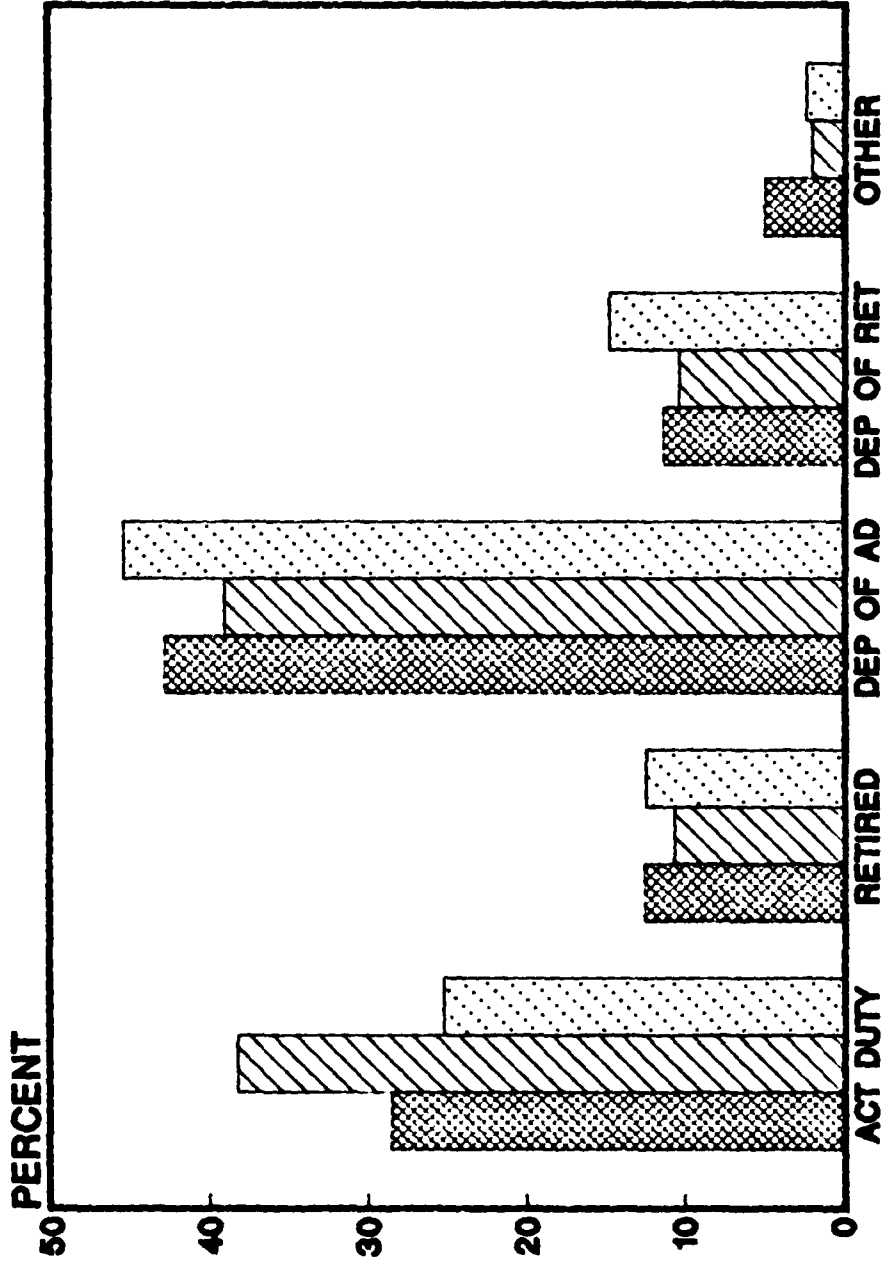
TABLE 2.1
 DEPARTMENT OF DEFENSE
 SELECTED DATA CONCERNING MEDICAL CARE
 PROVIDED AT FIXED MILITARY FACILITIES
 FOR QUARTER ENDING
 DECEMBER 1985

ADMISSIONS - WORLDWIDE		DOD TOTAL	ARMY FACILITIES	NAVY FACILITIES	AIR FORCE FACILITIES
10.	NUMBER OF ADMISSIONS	- TOTAL	98,013	51,959	74,509
11.	ADMISSIONS OF US ACTIVE DUTY UNIFORMED PERSONNEL	- TOTAL	27,945	19,855	18,748
	A. MILITARY	- TOTAL	27,821	19,597	18,600
	(1) ARMY	26,455	24,513	580	1,362
	(2) NAVY-MARINE CORPS	20,979	1,554	18,323	1,102
	(3) AIR FORCE	18,584	1,754	694	16,136
	B. OTHER UNIFORMED PERSONNEL (PHS, CG, NOAA)	- TOTAL	124	258	148
12.	ADMISSIONS OF RETIRED US UNIFORMED PERSONNEL	- TOTAL	12,294	5,500	9,217
	A. ADMISSIONS OF RETIRED MILITARY	26,773	12,216	5,412	9,145
	(1) ARMY	11,045	8,358	860	1,827
	(2) NAVY-MARINE CORPS	6,494	1,324	3,827	1,343
	(3) AIR FORCE	9,234	2,534	725	5,975
	B. ADMISSIONS OF OTHER RETIRED UNIFORMED PERSONNEL (PHS, CG, NOAA)	- TOTAL	78	88	72
13.	ADMISSIONS OF DEPENDENTS OF US ACTIVE DUTY PERSONNEL (PHS, CG, NOAA)	- TOTAL	41,986	20,238	33,833
	A. ARMY	38,582	34,600	1,007	2,975
	B. NAVY-MARINE CORPS	23,843	3,310	17,852	2,681
	C. AIR FORCE	33,632	4,076	1,379	28,177
14.	ADMISSIONS OF DEPENDENTS OF RETIRED AND DECEASED US MILITARY PERSONNEL	- TOTAL	11,055	5,371	10,935
	A. ARMY	10,423	7,436	856	2,131
	B. NAVY-MARINE CORPS	6,512	1,256	3,743	1,513
	C. AIR FORCE	10,426	2,363	772	7,291
15.	ADMISSIONS OF DEPENDENTS OF OTHER UNIFORMED PERSONNEL (PHS, CG, NOAA)	- TOTAL	287	303	338
16.	ADMISSIONS OF ALL OTHER BENEFICIARIES	- TOTAL	4,446	692	1,438

FIGURE 2.1

ADMISSIONS - WORLDWIDE QUARTER ENDING DECEMBER 31, 1985

ARMY NAVY AIR FORCE



ADMISSIONS OF SELECTED GROUPS

TABLE 2.2
DEPARTMENT OF DEFENSE
SELECTED DATA CONCERNING MEDICAL CARE
PROVIDED AT FIXED MILITARY FACILITIES
FOR QUARTER ENDING
DECEMBER 1985

ADMISSIONS - UNITED STATES		DOD TOTAL	ARMY FACILITIES	NAVY FACILITIES	AIR FORCE FACILITIES
10.	NUMBER OF ADMISSIONS	187,564	78,444	45,016	64,104
11.	ADMISSIONS OF US ACTIVE DUTY UNIFORMED PERSONNEL	52,313	20,613	16,800	14,900
	- TOTAL	51,819	20,492	16,574	14,753
A.	MILITARY	19,321	17,934	488	899
	(1) ARMY	17,855	1,373	15,685	787
	(2) NAVY-MARINE CORPS	14,843	1,185	401	13,057
	(3) AIR FORCE	494	121	226	147
B.	OTHER UNIFORMED PERSONNEL (PHS.CG.NOAA)	26,192	11,938	5,287	8,967
12.	ADMISSIONS OF RETIRED US UNIFORMED PERSONNEL	25,955	11,860	5,200	8,895
A.	ADMISSIONS OF RETIRED MILITARY	10,658	8,077	828	1,753
	(1) ARMY	6,272	1,310	3,672	1,290
	(2) NAVY-MARINE CORPS	9,025	2,473	700	5,852
	(3) AIR FORCE	237	78	87	72
B.	ADMISSIONS OF OTHER RETIRED UNIFORMED PERSONNEL (PHS.CG.NOAA)	76,358	31,150	16,998	28,210
13.	ADMISSIONS OF DEPENDENTS OF US ACTIVE DUTY PERSONNEL (PHS.CG.NOAA)	28,394	25,296	790	2,308
	A. ARMY	21,087	3,160	15,568	2,359
	B. NAVY-MARINE CORPS	26,877	2,694	640	23,543
	C. AIR FORCE	26,687	10,825	5,161	10,701
14.	ADMISSIONS OF DEPENDENTS OF RETIRED AND DECEASED US MILITARY PERSONNEL	10,183	7,275	829	2,079
	A. ARMY	6,291	1,238	3,580	1,473
	B. NAVY-MARINE CORPS	10,213	2,312	752	7,149
	C. AIR FORCE	913	286	297	330
15.	ADMISSIONS OF DEPENDENTS OF OTHER UNIFORMED PERSONNEL (PHS.CG.NOAA)	5,101	3,632	473	996
16.	ADMISSIONS OF ALL OTHER BENEFICIARIES				

TABLE 2.3
DEPARTMENT OF DEFENSE
SELECTED DATA CONCERNING MEDICAL CARE
PROVIDED AT FIXED MILITARY FACILITIES
FOR QUARTER ENDING
DECEMBER 1985

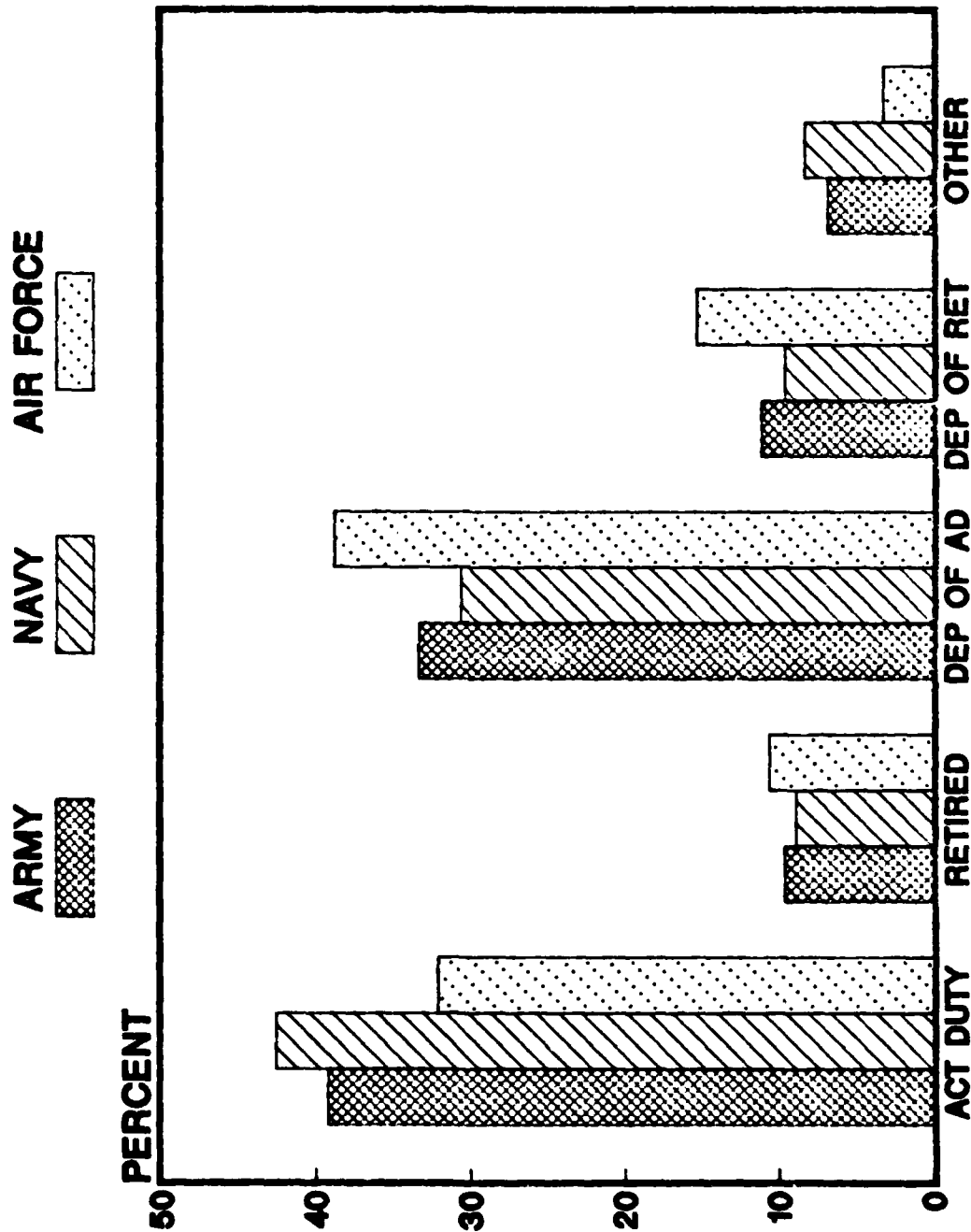
	ADMISSIONS - OUTSIDE UNITED STATES	DOD TOTAL	ARMY FACILITIES	NAVY FACILITIES	AIR FORCE FACILITIES
10.	NUMBER OF ADMISSIONS	36,917	19,569	6,943	10,405
11.	ADMISSIONS OF US ACTIVE DUTY UNIFORMED PERSONNEL	14,235	7,332	3,055	3,848
	A. MILITARY	14,199	7,329	3,023	3,847
	(1) ARMY	7,134	6,579	92	463
	(2) NAVY-MARINE CORPS	3,124	181	2,638	305
	(3) AIR FORCE	3,941	569	2,293	3,079
	B. OTHER UNIFORMED PERSONNEL (PHS,CG,NOAA)	36	3	32	1
12.	ADMISSIONS OF RETIRED US UNIFORMED PERSONNEL	819	356	213	250
	A. ADMISSIONS OF RETIRED MILITARY	818	356	212	250
	(1) ARMY	387	281	32	74
	(2) NAVY-MARINE CORPS	222	14	155	53
	(3) AIR FORCE	209	61	25	123
	B. ADMISSIONS OF OTHER RETIRED UNIFORMED PERSONNEL (PHS,CG,NOAA)	1	0	1	0
13.	ADMISSIONS OF DEPENDENTS OF US ACTIVE DUTY PERSONNEL (PHS,CG,NOAA)	19,699	10,836	3,240	5,623
	A. ARMY	10,188	9,304	217	667
	B. NAVY-MARINE CORPS	2,756	1,150	2,284	322
	C. AIR FORCE	6,755	1,382	739	4,634
14.	ADMISSIONS OF DEPENDENTS OF RETIRED AND DECEASED US MILITARY PERSONNEL	674	230	210	234
	A. ARMY	240	161	27	52
	B. NAVY-MARINE CORPS	221	18	163	40
	C. AIR FORCE	213	51	20	142
15.	ADMISSIONS OF DEPENDENTS OF OTHER UNIFORMED PERSONNEL (PHS,CG,NOAA)	15	1	6	8
16.	ADMISSIONS OF ALL OTHER BENEFICIARIES	1,475	814	219	442

TABLE 3.1
 DEPARTMENT OF DEFENSE
 SELECTED DATA CONCERNING MEDICAL CARE
 PROVIDED AT FIXED MILITARY FACILITIES
 FOR QUARTER ENDING
 DECEMBER 1985

OUTPATIENT VISITS - WORLDWIDE		DOD TOTAL	ARMY FACILITIES	NAVY FACILITIES	AIR FORCE FACILITIES
17.	NUMBER OF OUTPATIENT VISITS	- TOTAL	4,837,540	2,739,723	3,891,480
18.	OUTPATIENT VISITS BY US ACTIVE DUTY UNIFORMED PERSONNEL	- TOTAL	1,894,474	1,166,195	1,248,617
A.	MILITARY	- TOTAL	1,890,578	1,155,368	1,244,492
	(1) ARMY	1,857,708	1,798,320	17,228	42,160
	(2) NAVY-MARINE CORPS	1,192,436	42,546	1,121,833	28,057
	(3) AIR FORCE	1,240,294	49,712	16,307	1,174,275
B.	OTHER UNIFORMED PERSONNEL (PHS,CG,NOAA)	- TOTAL	3,896	10,827	4,125
19.	OUTPATIENT VISITS BY RETIRED US UNIFORMED PERSONNEL	- TOTAL	464,960	244,000	413,424
20.	OUTPATIENT VISITS BY DEPENDENTS OF US ACTIVE DUTY UNIFORMED PERSONNEL	- TOTAL	1,611,327	838,670	1,510,571
A.	DEPENDENTS OF MILITARY PERSONNEL	- TOTAL	1,605,075	828,461	1,500,855
	(1) ARMY	1,529,915	1,413,133	31,224	85,558
	(2) NAVY-MARINE CORPS	911,893	79,923	768,349	63,621
	(3) AIR FORCE	1,492,583	112,019	28,888	1,351,676
B.	DEPENDENTS OF OTHER UNIFORMED PERSONNEL (PHS,CG,NOAA)	- TOTAL	6,252	10,209	9,716
21.	OUTPATIENT VISITS BY DEPENDENTS OF RETIRED AND DECEASED US UNIFORMED PERSONNEL	- TOTAL	538,185	263,924	595,614
22.	OUTPATIENT VISITS BY ALL OTHER BENEFICIARIES	- TOTAL	328,594	226,934	123,254
23.	NUMBER OF LIVE BIRTHS	- TOTAL	11,205	6,752	9,384

FIGURE 3.1

OUTPATIENT VISITS - WORLDWIDE QUARTER ENDING DECEMBER 31, 1985



OUTPATIENT VISITS BY SELECTED GROUPS

TABLE 3.2
DEPARTMENT OF DEFENSE
SELECTED DATA CONCERNING MEDICAL CARE
PROVIDED AT FIXED MILITARY FACILITIES
FOR QUARTER ENDING
DECEMBER 1985

	UNITED STATES	DOD TOTAL	ARMY FACILITIES	NAVY FACILITIES	AIR FORCE FACILITIES
17. NUMBER OF OUTPATIENT VISITS	- TOTAL	9,520,429	3,820,902	2,397,227	3,302,300
18. OUTPATIENT VISITS BY US ACTIVE DUTY UNIFORMED PERSONNEL	- TOTAL	3,357,062	1,369,286	1,004,166	983,610
A. MILITARY	- TOTAL	3,339,352	1,365,416	994,347	979,589
(1) ARMY		1,330,580	1,290,194	13,996	26,390
(2) NAVY-MARINE CORPS		1,031,374	38,831	971,113	21,430
(3) AIR FORCE		977,398	36,391	9,238	931,769
B. OTHER UNIFORMED PERSONNEL (PHS,CG,NOAA)	- TOTAL	17,710	3,870	9,819	4,021
19. OUTPATIENT VISITS BY RETIRED US UNIFORMED PERSONNEL	- TOTAL	1,094,087	453,505	235,465	405,117
20. OUTPATIENT VISITS BY DEPENDENTS OF US ACTIVE DUTY UNIFORMED PERSONNEL	- TOTAL	3,118,004	1,183,300	712,733	1,221,971
A. DEPENDENTS OF MILITARY PERSONNEL	- TOTAL	3,093,408	1,177,051	703,679	1,212,678
(1) ARMY		1,102,585	1,012,916	26,300	63,369
(2) NAVY-MARINE CORPS		793,006	76,227	658,561	58,218
(3) AIR FORCE		1,197,817	87,908	18,818	1,091,091
B. DEPENDENTS OF OTHER UNIFORMED PERSONNEL (PHS,CG,NOAA)	- TOTAL	24,596	6,249	9,054	9,293
21. OUTPATIENT VISITS BY DEPENDENTS OF RETIRED AND DECEASED US UNIFORMED PERSONNEL	- TOTAL	1,371,005	529,399	254,280	587,326
22. OUTPATIENT VISITS BY ALL OTHER BENEFICIARIES	- TOTAL	580,271	285,412	190,583	104,276
23. NUMBER OF LIVE BIRTHS	- TOTAL	21,925	8,151	5,747	8,027

TABLE 3.3
DEPARTMENT OF DEFENSE
SELECTED DATA CONCERNING MEDICAL CARE
PROVIDED AT FIXED MILITARY FACILITIES
FOR QUARTER ENDING
DECEMBER 1985

	OUTPATIENT VISITS - OUTSIDE UNITED STATES	DOD TOTAL	ARMY FACILITIES	NAVY FACILITIES	AIR FORCE FACILITIES
17. NUMBER OF OUTPATIENT VISITS	- TOTAL	1,948,314	1,016,638	342,496	589,180
18. OUTPATIENT VISITS BY US ACTIVE DUTY UNIFORMED PERSONNEL	- TOTAL	952,224	525,188	162,029	265,007
A. MILITARY	- TOTAL	951,086	525,182	161,021	264,903
(1) ARMY		527,128	508,126	3,232	15,770
(2) NAVY-MARINE CORPS		161,062	3,715	150,720	6,627
(3) AIR FORCE		262,896	13,321	7,069	242,506
B. OTHER UNIFORMED PERSONNEL (PHS,CG,NOAA)	- TOTAL	1,138	26	1,008	104
19. OUTPATIENT VISITS BY RETIRED US UNIFORMED PERSONNEL	- TOTAL	28,297	11,455	8,535	8,307
20. OUTPATIENT VISITS BY DEPENDENTS OF US ACTIVE DUTY UNIFORMED PERSONNEL	- TOTAL	842,564	428,027	125,937	288,600
A. DEPENDENTS OF MILITARY PERSONNEL	- TOTAL	840,983	428,024	124,782	288,177
(1) ARMY		427,330	400,217	4,924	22,189
(2) NAVY-MARINE CORPS		118,887	3,696	109,788	5,403
(3) AIR FORCE		294,766	24,111	10,070	260,585
B. DEPENDENTS OF OTHER UNIFORMED PERSONNEL (PHS,CG,NOAA)	- TOTAL	1,581	3	1,155	423
21. OUTPATIENT VISITS BY DEPENDENTS OF RETIRED AND DECEASED US UNIFORMED PERSONNEL	- TOTAL	26,718	8,786	9,644	8,288
22. OUTPATIENT VISITS BY ALL OTHER BENEFICIARIES	- TOTAL	98,511	43,182	36,351	18,978
23. NUMBER OF LIVE BIRTHS	- TOTAL	5,416	3,054	1,005	1,357

GLOSSARY

Admission. An admission is the act of placing an individual under treatment or observation in a medical center or a hospital. The day of admission is the day on which the medical center or hospital makes a formal acceptance of the patient who is to be provided with room, board, and continuous nursing service in an area of the hospital where patients normally stay at least overnight. If both an admission and discharge occur on the same day, then that day is considered as a day of admission and shall be counted as one occupied bed day. The admission of a newborn is deemed to occur at time of birth.

Live Births. A live birth is the complete expulsion or extraction from its mother of a product of conception, irrespective of the duration of pregnancy which after such separation, breathes or shows any other evidence of life such as beating of the heart, pulsation of the umbilical cord, or definite movement of voluntary muscles, whether or not the umbilical cord has been cut, or the placenta is attached; each such product of such a birth is considered liveborn.

Occupied Bed. A bed assigned as of midnight to a patient, to include a patient on pass or liberty not in excess of 72 hours, and any bassinets assigned to a newborn infant whose mother has been discharged from the hospital. The definition excludes: any bed assigned to a patient subsisting out, on leave, or absent without leave, and any bed occupied by a transient patient.

Operating Bed. A bed that is currently set up and ready in all respects for the care of a patient. It must include supporting space, equipment and staff to operate under normal circumstances. Excluded are nursery bassinets and transient patients' beds.

Operating Bassinet. A bed designed for the care of an infant that is currently set up in the newborn nursery and ready in all respects for use. It must include support space, equipment and staff to operate under normal circumstances. Excluded are infant transporters.

Outpatient Visits. Visits made to each dispensary or separate, organized clinic of a fixed medical treatment facility for medical advice, examination, diagnosis, treatment, evaluation, consultation, or counseling, including visits by military patients who are excused from duty for medical reasons but who have not been admitted for inpatient care in a facility authorized beds for inpatient care and any visits made incident to complete physicals or flight physicals.

END
FILMED

5-86

DTIC