

AD-A169 904

SYNTHESIS AND THERMAL CURING OF POLY(ENAMINONITRILES)  
(U) RENSSELAER POLYTECHNIC INST TROY N Y DEPT OF  
CHEMISTRY 01 JUL 86 TR-2 N00014-85-K-0632


1/1

UNCLASSIFIED

F/G 11/9

NL







Office of Naval Research  
Contract N0014-85-K-0632  
Task No. 625-856

AD-A169 904

Technical Report No. 2

"Synthesis and Thermal Curing of Poly(enaminonitriles)"

by

J. A. Moore and Douglas R. Robello

Submitted to  
Macromolecules

DTIC  
SELECTED  
JUL 16 1986  
S D

Department of Chemistry  
Rensselaer Polytechnic Institute  
Troy, New York 12180-590

July 1, 1986

DTIC FILE COPY

Reproduction in whole or in part is permitted for any purpose of the United States Government.

This document has been approved for public release and sale; its distribution is unlimited.

86 7 16 001

Unclassified

SECURITY CLASSIFICATION OF THIS PAGE

AD-A169 904

3

1a. REPORT SECURITY CLASSIFICATION

Unclassified

2a. SECURITY CLASSIFICATION AUTHORITY

2b. DECLASSIFICATION/DOWNGRADING SCHEDULE

4. PERFORMING ORGANIZATION REPORT NUMBER(S)

7. DISTRIBUTION/AVAILABILITY OF REPORT

Approved for public release distribution unlimited.

6a. NAME OF PERFORMING ORGANIZATION

Rensselaer Polytechnic Institute

6b. OFFICE SYMBOL (if applicable)

(if applicable)

7a. NAME OF MONITORING ORGANIZATION

ONR

6c. ADDRESS (City, State, and ZIP Code)

Department of Chemistry  
Troy, New York 12180-3590

7b. ADDRESS (City, State, and ZIP Code)

Department of Navy  
Arlington, VA 22217

8a. NAME OF FUNDING/SPONSORING ORGANIZATION

ONR

8b. OFFICE SYMBOL (if applicable)

(if applicable)

9. PROCUREMENT INSTRUMENT IDENTIFICATION NUMBER

8c. ADDRESS (City, State, and ZIP Code)

Department of Navy  
Arlington, VA 22217

10. SOURCE OF FUNDING NUMBERS

PROGRAM ELEMENT NO.  
N0014-85-K-0632

PROJECT NO.

TASK NO.

WORK UNIT ACCESSION NO.

11. TITLE (Include Security Classification)

Synthesis and Thermal Curing of Poly(enaminonitriles)

12. PERSONAL AUTHOR(S)

13a. TYPE OF REPORT

Publication

13b. TIME COVERED

FROM \_\_\_\_\_ TO \_\_\_\_\_

14. DATE OF REPORT (Year, Month, Day)

7/1/86

15. PAGE COUNT

16. SUPPLEMENTARY NOTATION

Submitted to Macromolecules

17. COSATI CODES

FIELD

GROUP

SUB-GROUP

18. SUBJECT TERMS (Continue on reverse if necessary and identify by block number)

19. ABSTRACT (Continue on reverse if necessary and identify by block number)

A thermally stable poly(enaminonitrile) has been synthesized by vinylic nucleophilic substitution polymerization. The polymer does not lose mass below 446°, and retains > 70% of its original mass at 900° (by TGA in nitrogen). Evidence is presented for an unprecedented curing reaction which does not involve the emission of volatile by-products.

20. DISTRIBUTION/AVAILABILITY OF ABSTRACT

UNCLASSIFIED/UNLIMITED  SAME AS RPT.  DTIC USERS

21. ABSTRACT SECURITY CLASSIFICATION

Unclassified

22a. NAME OF RESPONSIBLE INDIVIDUAL

Kenneth J. Wynne

22b. TELEPHONE (Include Area Code)

(202) 696-4410

22c. OFFICE SYMBOL

## ABSTRACT

A thermally stable poly(enaminonitrile) has been synthesized by vinylic nucleophilic substitution polymerization. The polymer does not lose mass below 446°, and retains >70% of its original mass at 900° (by TGA in nitrogen). Evidence is presented for an unprecedented curing reaction which does not involve the emission of volatile by-products.



Accession For	
NTIS CRA&I	<input checked="" type="checkbox"/>
DTIC TAB	<input type="checkbox"/>
Unannounced	<input type="checkbox"/>
Justification	
By .....	
Distribution/	
Availability Codes	
Dist	Avail and/or Special
A-1	

## Synthesis and Curing of a Thermally Stable Poly(enaminonitrile).<sup>1</sup>

Most thermally stable organic polymers are difficult to process because they possess very high transition temperatures and/or poor solubility. Therefore, research has centered on the synthesis of tractable polymers which are later cured to a thermally stable form. Polyimides are a well-known example of this approach.<sup>2</sup> A disadvantage of this method is that the curing reaction generally releases a small molecule (often H<sub>2</sub>O), which can cause pinholes and structural defects in the bulk material. To address this problem, we are studying a class of thermally stable polymers which, preliminary data indicate, cures by a rearrangement reaction, without the formation of volatile by-products.

Earlier work on poly(enaminoesters)<sup>3</sup> led us to consider analogous poly(enaminonitriles). Poly(enaminoesters) undergo the Conrad-Limpach cyclization<sup>4</sup> to form poly(4-quinolones) with the concomitant expulsion of alcohol. Similarly, poly(enaminonitriles) might be induced to cure by an intramolecular Hoesch reaction<sup>5</sup> at high temperature to produce poly(4-aminoquinolines) (Scheme I).

The poly(enaminonitrile) 1 was synthesized by vinylic nucleophilic substitution,<sup>6-8</sup> a reaction which is known to proceed rapidly and with few side reactions. Previous work<sup>8,9</sup> had demonstrated that aromatic amines reacted smoothly with  $\alpha$ -halo- $\beta,\beta$ -dicyanoethylenes to produce enamines. Therefore, we developed a synthesis of 1,4-bis( $\alpha$ -chloro- $\beta,\beta$ -dicyanovinyl)benzene monomer (2), as follows: Two moles of malononitrile were condensed with terephthaloyl chloride under base-catalyzed, phase-transfer conditions. The resulting disodium bisenolate 3 was reacted with phosphorous oxychloride in dry methylene chloride to form the desired monomer 2 (Scheme II).

Polymerization was carried out by heating equimolar amounts of monomer 2 and 4,4'-diaminodiphenyl ether in *N*-methylpyrrolidone under nitrogen at 70° for 16 hours. 4-(Dimethylamino)pyridine was used as the acid acceptor (Scheme III). The polymer was isolated by precipitation into water, then purified by repeated reprecipitation from *N,N*-dimethylformamide (DMF) into methanol. After drying in vacuo at 100°, a 65% yield of polymer 1 was produced. An intrinsic viscosity (measured at 25° in DMF) as high as 0.84 dL/g was readily obtained. The polymer 1 was greenish yellow, soluble in polar aprotic solvents, and formed very tough (fingernail creasable), transparent films when cast from DMF. IR and NMR spectra of the polymer corresponded well with those obtained for the analogous model compound 4 (Figures 1 and 2).

*Insert cut 1*

The poly(enaminonitrile) obtained in this way exhibited excellent thermal stability. Thermogravimetric analysis of 1 (Perkin-Elmer TGA 7 System) in nitrogen with heating at 10°/min revealed an initial mass loss at 446°; greater than 70% of the polymer's original mass was retained at 900° (Figure 3). Isothermal aging studies done in nitrogen for 12 hours at 400° and 500° showed very slow mass loss after an initial small evolution of lighter molecules from the sample (Figure 4).

Samples of polymer 1 heated above 350° under nitrogen became orange and were insoluble in solvents for the untreated polymer. The IR spectrum of the cured polymer displayed a loss of the enamine N-H stretching band at 3200  $\text{cm}^{-1}$  and a decrease in the intensity of the  $\text{C}\equiv\text{N}$  band at 2205  $\text{cm}^{-1}$ . At the same time, two bands at 3450 and 3500  $\text{cm}^{-1}$  appeared (Figure 5). These spectral features are consistent with rearrangement, at least in part, of the enaminonitrile repeat unit into a

#### 4-aminoquinoline.

Differential scanning calorimetry (Perkin Elmer DSC 7 System) of the poly(enaminonitrile) was conducted under nitrogen using a 20°/min heating rate. During the initial scan, a  $T_g$  at 195° and a broad exotherm near 360° were detected. These features did not recur when the sample was cooled and reheated (Figure 6).

The results of a model reaction provided additional evidence for the formation of 4-aminoquinoline from enaminonitrile upon thermolysis. When 3-phenyl-3-(phenylamino)-2-propenenitrile (5) was heated at 650° under flash thermolysis conditions, 4-amino-2-phenylquinoline (6) was obtained in 30% yield (Scheme IV).<sup>9,10</sup>

In conclusion, a polymer with excellent thermal stability has been synthesized, which may be cured without the emission of volatile fragments. We believe that the remarkable properties of this polymer will permit its application as a component of ablative coatings, composite materials, and as an interlayer dielectric for integrated circuit fabrication.

We are currently studying the curing reaction, as well as synthesizing similar monomers and employing a variety of comonomers to produce other poly(enaminonitriles).

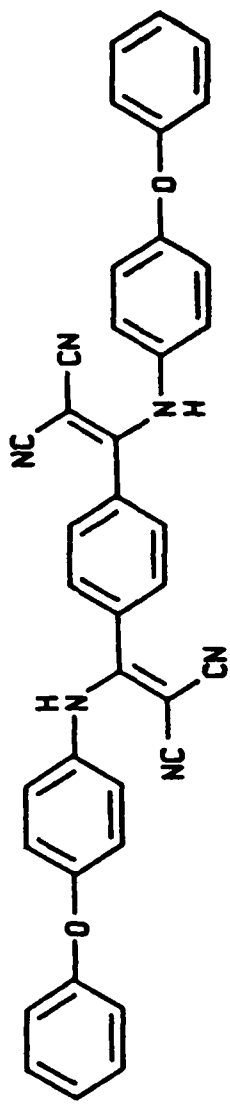
**Acknowledgment.** This work was partially supported by a grant from the Office of Naval Research. The NMR spectrometer used in this work was purchased with funds provided by the National Science Foundation, and by the Camille and Henry Dreyfus Foundation. We thank Prof. Sanford Sternstein and Ms. Christine Szewczyk for FT-IR spectra of the polymer.

## References and Notes

- (1) A preliminary account of part of this work was presented during the Symposium on Unconventional Polymerization Methods at the 191st American Chemical Society national meeting in New York, April 1986. *Polym.Preprints* 1986, 27(2), 127.
- (2) Cassidy, P.E. *Thermally Stable Polymers*; Marcel Dekker: New York, 1980.
- (3) (a) Moore, J.A.; Kochanowski, J.E. *Macromolecules* 1975, 8, 121. (b) Moore, J.A.; Mitchell, T.D. *J.Polym.Sci., Polym.Chem.Ed.* 1980, 18, 3029. (c) Moore, J.A.; Mitchell, T.D. *J.Polym.Sci., Polym.Chem.Ed.* 1983, 21, 1305.
- (4) (a) Conrad, M.; Limpach, L. *Chem.Ber.* 1887, 20, 944. (b) Conrad, M.; Limpach, L. *Chem.Ber.* 1888, 21, 525. (c) Kimura, S. *Makromol.Chem.* 1968, 117, 203.
- (5) (a) Spoerri, P.E.; DuBois, A.S. *Org.React.* 1949, 5, 387. (b) Zil'berman, E.N.; Rybakova, N.A. *J.Gen.Chem.USSR* 1960, 30, 1972. (c) Hao-Tsing, W. *J.Am.Chem.Soc.* 1944, 66, 1421.
- (6) For reviews of the mechanism of vinylic nucleophilic substitution, see: (a) Rappoport, Z. *Adv.Phys.Org.Chem.* 1969, 7, 1. (b) Modena, G. *Acc.Chem.Res.* 1971, 4, 73. (c) Rappoport, Z. *Acc.Chem.Res.* 1981, 14, 7.
- (7) Other examples of vinylic nucleophilic substitution polymerization: (a) Ueda, M.; Otaira, K.; Imai, Y. *J.Polym.Sci., Polym.Chem.Ed.* 1978, 16, 2809. (b) Imai, Y.; Sakai, N.; Susaki, J.; Ueda, M. *Makromol.Chem.* 1979, 180, 1797. (c) Ueda, M.; Kino, K.; Hirone, T.; Imai, Y. *J.Polym.Sci., Polym.Chem.Ed.* 1976, 14, 931. (d) Imai, Y.; Ueda, M.; Otaira, K. *J.Polym.Sci., Polym.Chem.Ed.* 1977, 14, 1457. (e) Ueda, M.; Funayama, M.; Kawaharasaki, N.; Imai, Y. *Makromol.Chem.* 1981, 182, 837. (f) Ueda, M.; Sakai, N.; Imai, Y. *Makromol.Chem.* 1979, 180, 2813. (g) Ueda, M.; Funayama, M.; Imai, Y. *Polym.J.* 1979, 11, 491.
- (8) (a) Rappoport, Z.; Ta-Shma, R. *J.Chem.Soc.(B)* 1971, 871. (b) Rappoport, Z.; Ta-Shma, R. *J.Chem.Soc.(B)* 1971, 1461. (c) Rappoport, Z.; Topol, A. *J.Chem.Soc., Perkin Trans.2* 1972, 1823.
- (9) Moore, J.A.; Robello, D.R., unpublished results.
- (10) One example of the thermal cyclization of an enamionitrile to the corresponding 4-aminoquinoline has appeared in the literature: Robev, S. *Dokl.Bolg.Akad.Nauk.* 1978, 31, 865; *Chem.Abstr.* 90:186898k. Our attempts to repeat the cyclization under the reported reaction conditions failed.

**J. A. Moore\* and Douglas R. Robello**

*Department of Chemistry  
Rensselaer Polytechnic Institute  
Troy, NY 12180-3590*



## FIGURE AND SCHEME CAPTIONS

**Figure 1.** Comparison of IR spectra of poly(enaminonitrile) 1 (upper, obtained from a film of the polymer) and that of the analogous model compound 4 (lower, obtained as a KBr pellet).

**Figure 2.** Comparison of  $^{13}\text{C}$  NMR spectra of poly(enaminonitrile) 1 (upper) and that of the analogous model compound 4 (lower), measured at 25.1 MHz in  $(\text{CD}_3)_2\text{SO}$  at  $20^\circ$ .

**Figure 3.** TGA of poly(enaminonitrile) 1 in nitrogen (solid line) and in air (dashed line). A  $10^\circ/\text{min}$  heating rate was used.

**Figure 4.** Isothermal aging thermograms of poly(enaminonitrile) 1 in nitrogen at  $400^\circ$  (solid line) and at  $500^\circ$  (dashed line).

**Figure 5.** IR spectra of poly(enaminonitrile) 1 after heat-curing at  $400^\circ$  under nitrogen for (starting from the top) 0 hour, 1 hour, 2 hours, and 4 hours.

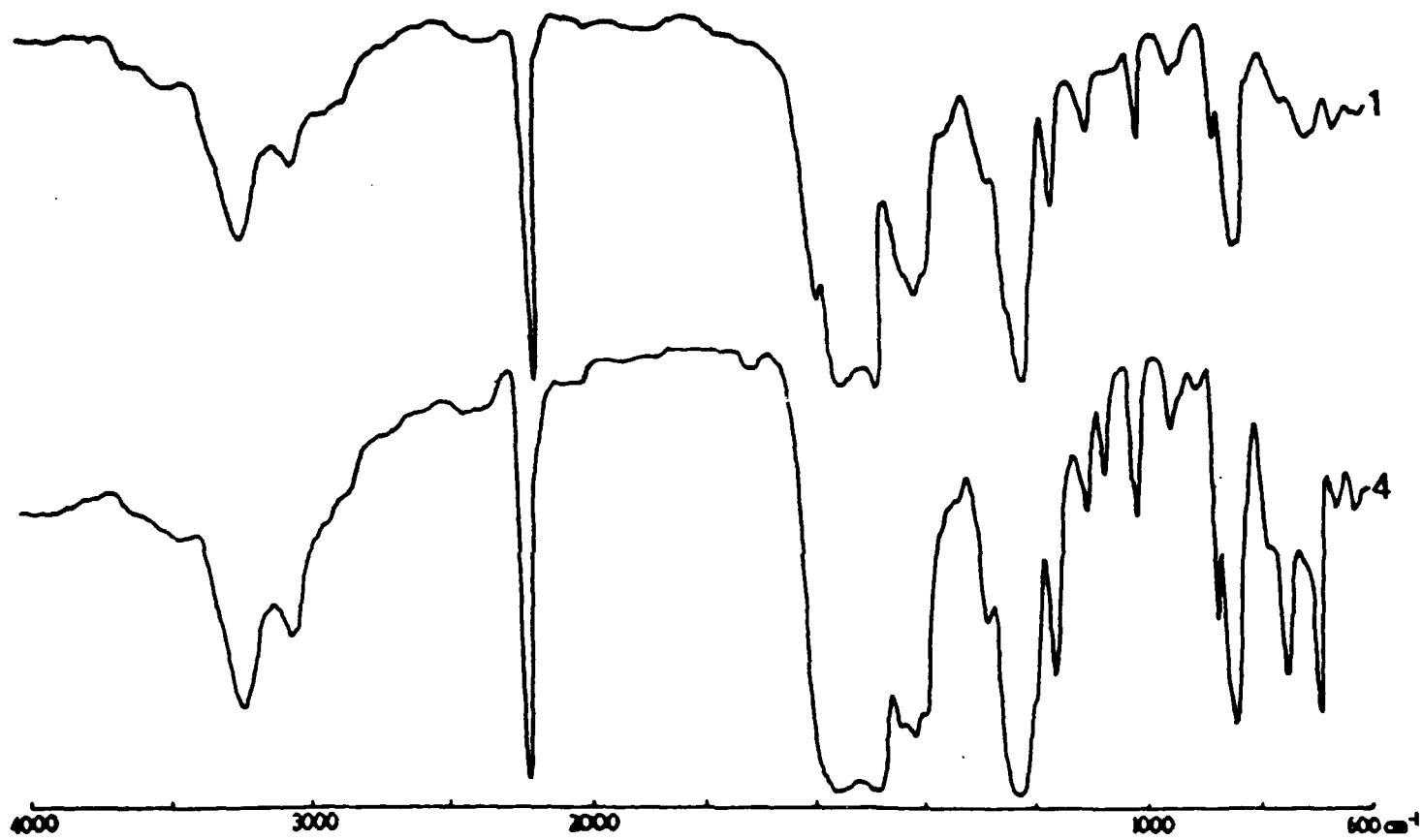
**Figure 6.** DSC of poly(enaminonitrile) 1 in nitrogen using a  $20^\circ/\text{min}$  heating rate. The initial scan is shown as a solid line; the repeated scan as a dashed line.

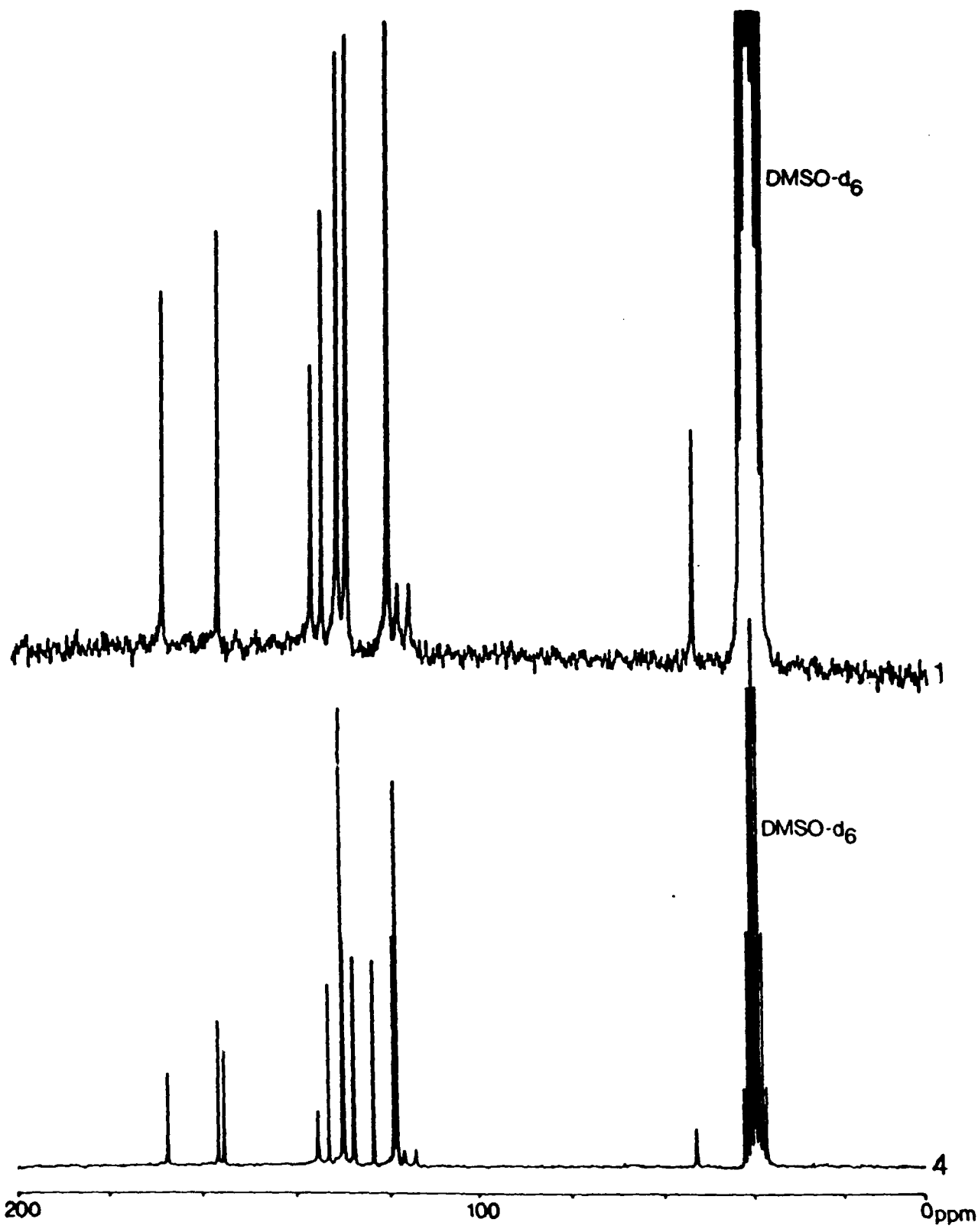
**Scheme I.** Comparison of the curing reactions of poly(enaminoesters) and poly(enaminonitriles).

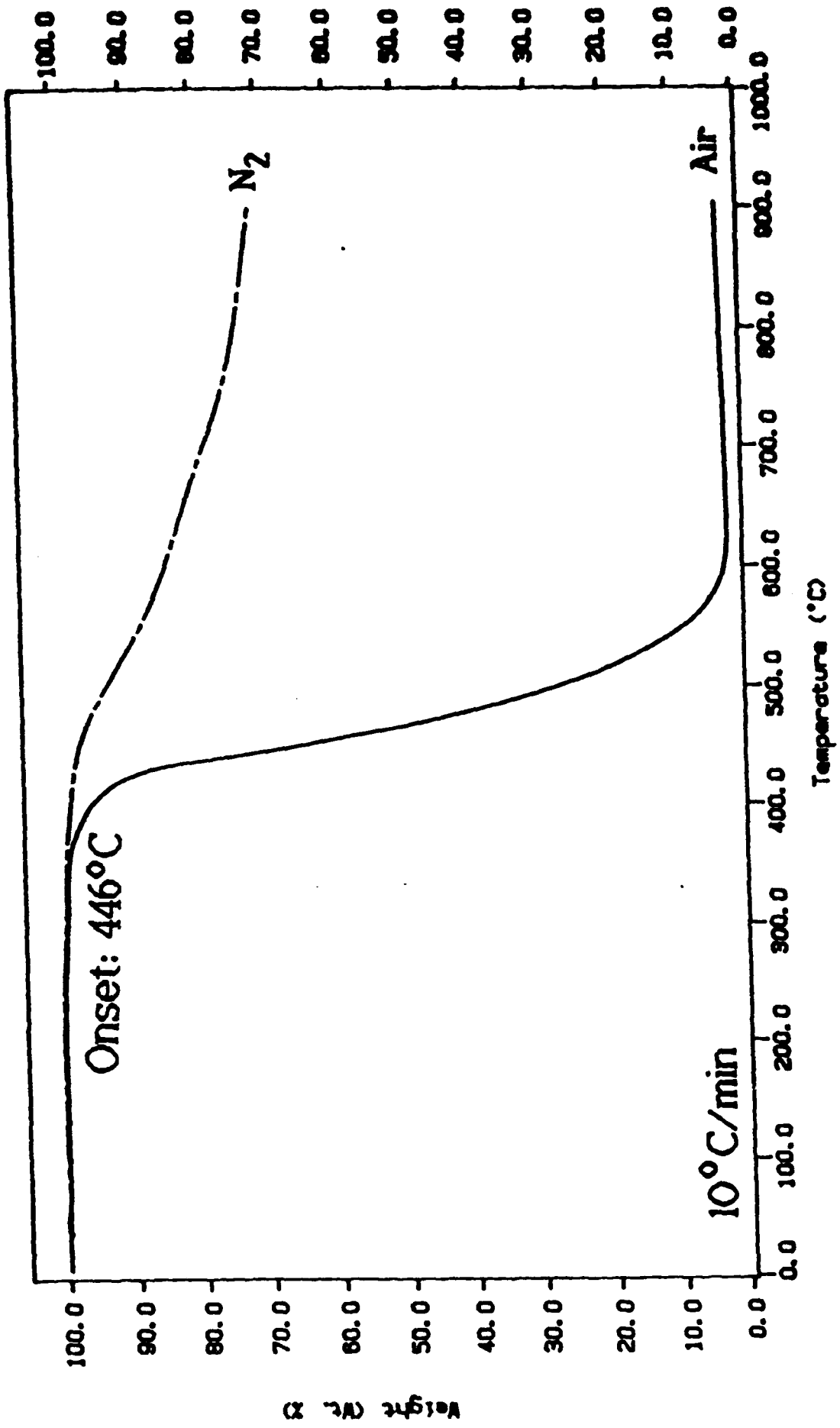
**Scheme II.** Synthesis of 1,4-bis( $\alpha$ -chloro- $\beta,\beta$ -dicyanovinyl)benzene monomer (2).


**Scheme III.** Polymerization of 1,4-bis( $\alpha$ -chloro- $\beta,\beta$ -dicyanovinyl)benzene (2) with 4,4'-diaminodiphenyl ether.

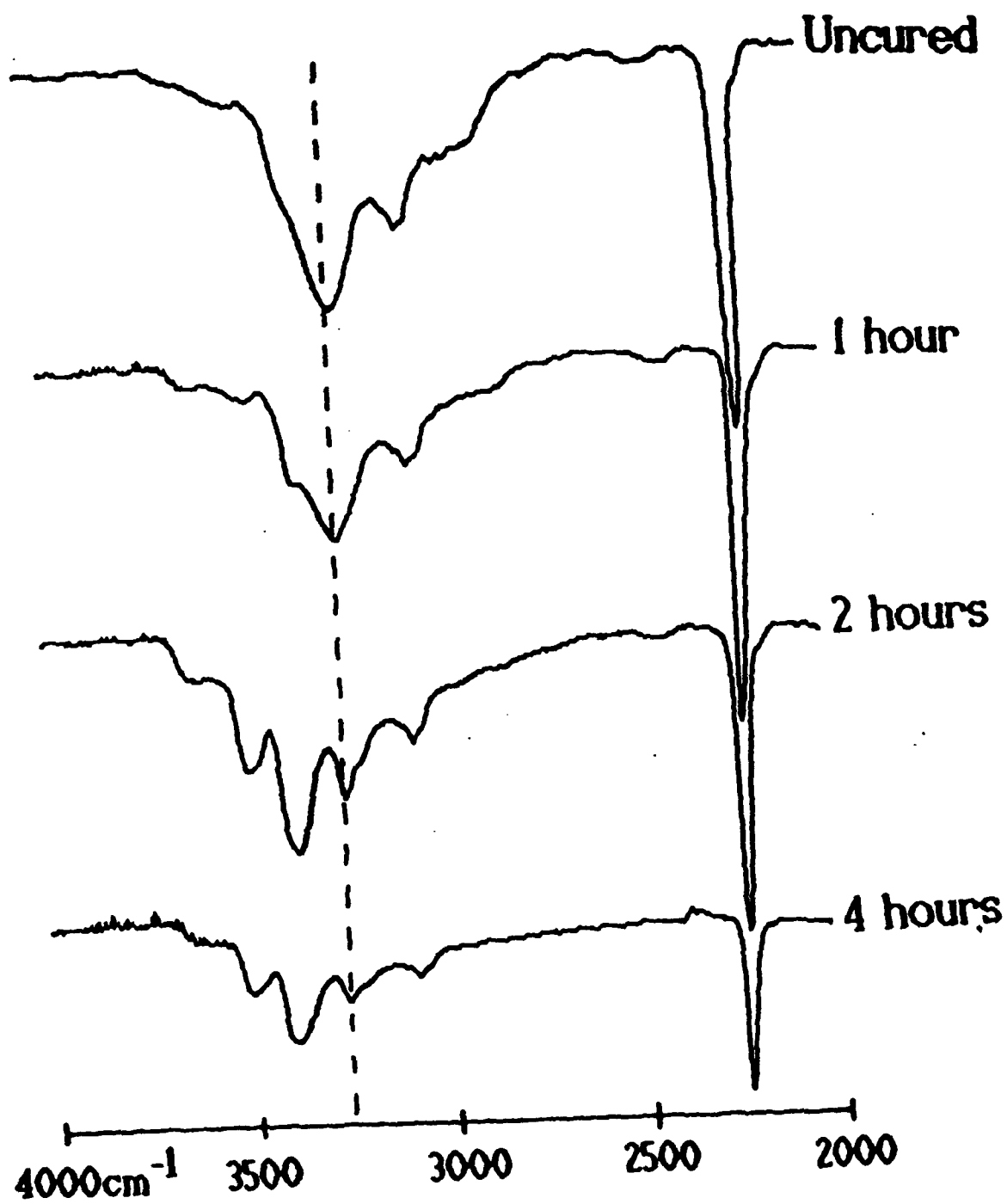
**Scheme IV.** Synthesis of 4-amino-2-phenylquinoline (6) by flash vacuum thermolysis.

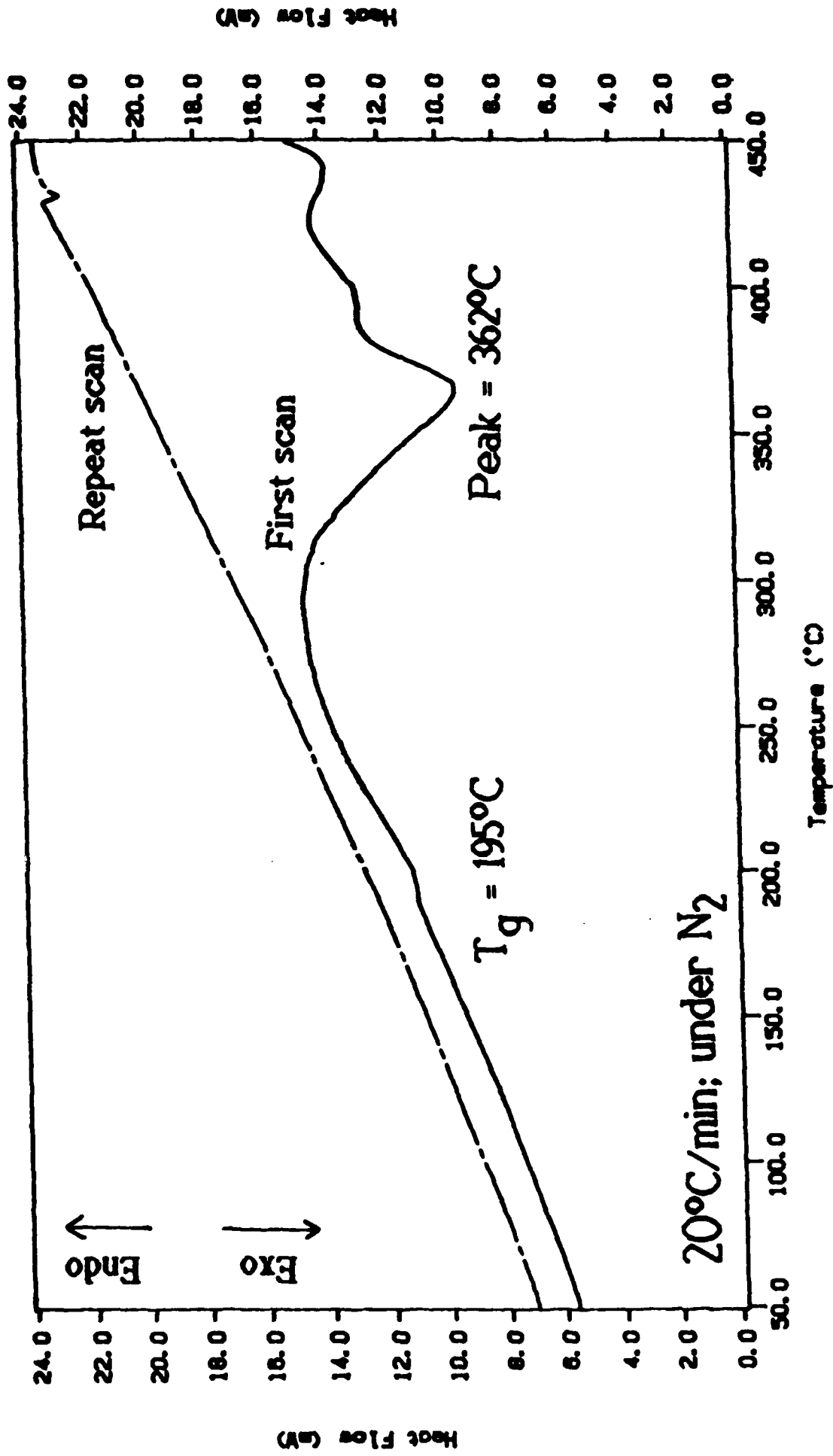


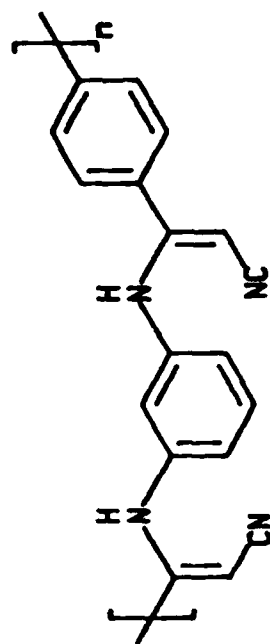
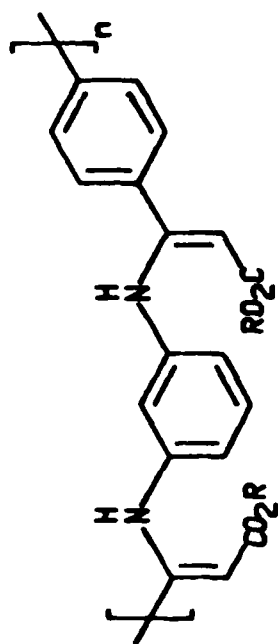
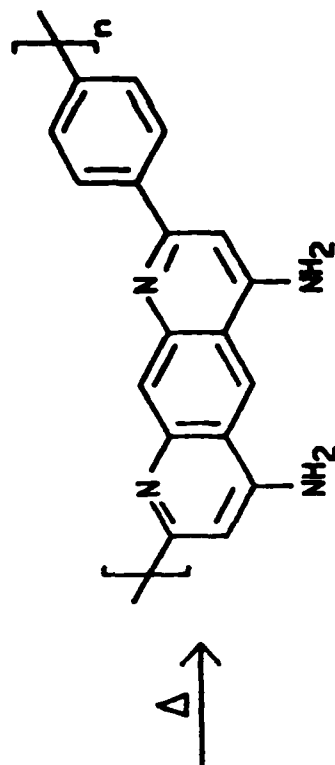
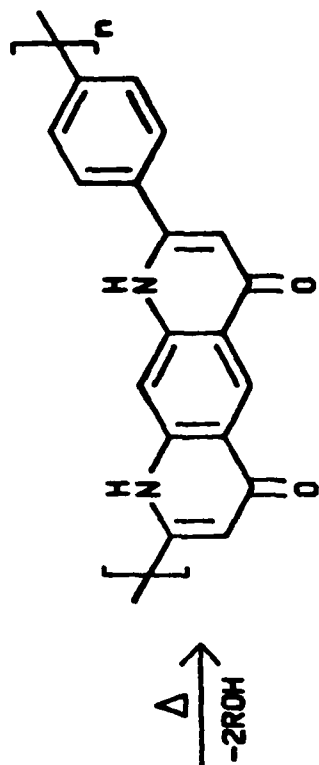


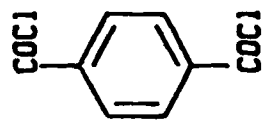
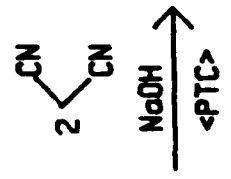
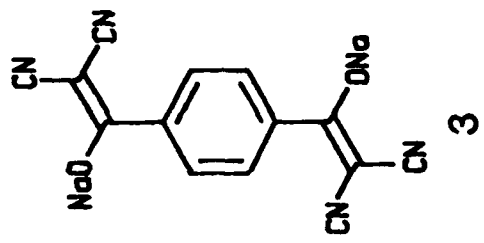
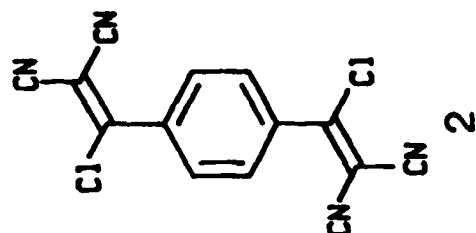


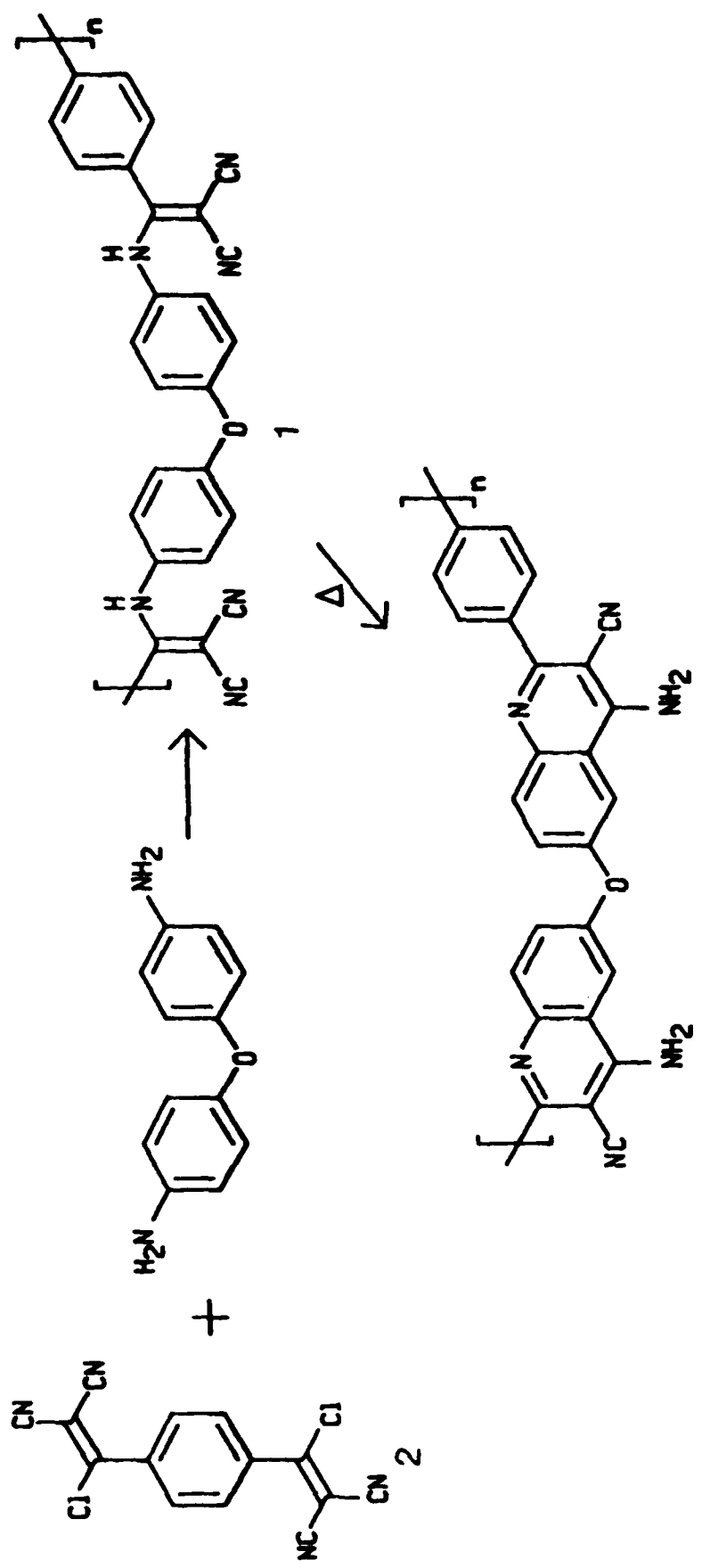


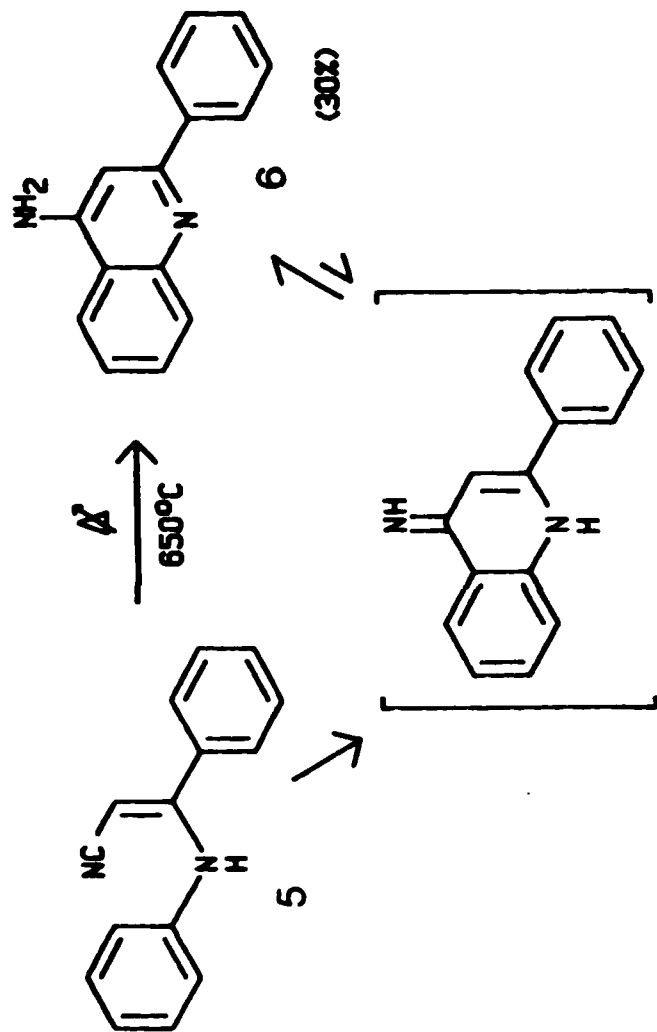












END

DTIC

8-86