

Department of Defense

CIVILIAN MANPOWER STATISTICS

Third Quarter, FY-86

~~Quarter Ending June 30, 1986~~

M04

12

AD-A172 168

DTIC FILE COPY

DTIC
ELECTE
SEP 24 1986

S

B



DISTRIBUTION STATEMENT A.
 Approved for public release
 Distribution Unlimited

UNCLASSIFIED FOR INFORMATION
 COLLECTIONS AND REPORTS (DOD)

Department of Defense

CIVILIAN MANPOWER STATISTICS

June 30, 1986

*Issued Quarterly by
Washington Headquarters Services
Directorate for Information
Operations and Reports (DIOR)*

FOR SALE BY THE SUPERINTENDENT OF DOCUMENTS
U.S. GOVERNMENT PRINTING OFFICE
WASHINGTON, D.C. 20540

DTIC and NTIS identification number for this publication is DIOR/MO4-86/03.

FOREWORD

Civilian Manpower Statistics (CMS) is a quarterly publication prepared by the Washington Headquarters Services, Directorate for Information Operations and Reports (WHS/DIOR) of the Office of the Secretary of Defense.

CMS provides statistical information on the civilian work force of the Department of Defense (DoD), with the exception of personnel of the National Security Agency, the Defense Intelligence Agency, and personnel paid from nonappropriated funds. It is produced primarily from a computerized data base developed and maintained by WHS/DIOR from monthly information provided to the Office of Personnel Management on SF-113A, Monthly Report of Federal Civilian Employment.



Accession For	
NTIS GRA&I	<input checked="" type="checkbox"/>
DTIC TAB	<input type="checkbox"/>
Unannounced	<input type="checkbox"/>
Justification	
By	
Distribution/	
Availability Codes	
Avail and/or	
Special	
Dist	A-1

h

TABLE OF CONTENTS

		<u>Page</u>
Table 1	DoD Civilian Employment, by Function and Employment Status, According to Defense Component: June 30, 1986.....	1
Table 2	Trends in DoD Civilian Employment Subject to OMB Ceiling, by Function, Employment Status and Defense Component	2
Figure 1	Trends in DoD Civilian Employment/FY82 - FY85, Military and Civil Functions, Direct Hires	3
Figure 2	Trends in DoD Civilian Employment/FY82 - FY85, Military and Civil Functions, Indirect Hires	5
Table 3	DoD Direct Hire Civilian Personnel Subject to OMB Ceiling, by Function and Defense Component	6
Figure 3	DoD Direct Hire Civilian Personnel Subject to OMB Ceiling, by Function & Defense Component, Total Employment	7
Table 4	DoD Direct and Indirect Hire Civilian Personnel, by Component (Excluding the Military Departments), According to Type: June 30, 1986	8
Figure 4	DoD Direct and Indirect Hire Civilian Employment by Component: June 30, 1986	9
Table 5	DoD Direct Hire Civilian Personnel, by Type, According to Defense Component: June 30, 1986	10
Table 6	DoD Civilian Personnel, by Location and Type, According to Defense Component: June 30, 1986	11

Table 7 DoD Indirect Hire Civilian Personnel, by Country, According
Defense Component: June 30, 1986 12

GLOSSARY 13

TABLE 1

DoD Civilian Employment, by Function and Employment Status,
According to Defense Component: June 30, 1986

FUNCTION/EMPLOYMENT STATUS	TOTAL DoD a/	ARMY	NAVY b/	AIR FORCE	OTHER DoD ORGANIZATIONS c/
MILITARY FUNCTIONS					
OMB Ceiling Employment	1,129,234	426,658	347,912	272,080	82,584
Direct Hire	1,043,442	366,517	337,505	258,516	80,904
Indirect Hire	85,792	60,141	10,407	13,564	1,680
Total Employment	1,139,836	430,114	351,788	274,268	83,666
Direct Hire	1,054,044	369,973	341,381	260,704	81,986
Indirect Hire	85,792	60,141	10,407	13,564	1,680
CIVIL FUNCTIONS (ALL DIRECT HIRE)					
OMB Ceiling Employment	30,535	30,532	0	3	0
Total Employment	33,211	33,208	0	3	0
TOTAL MILITARY AND CIVIL FUNCTIONS					
OMB Ceiling Employment	1,159,769	457,190	347,912	272,083	82,584
Direct Hire	1,073,977	397,049	337,505	258,519	80,904
Indirect Hire	85,792	60,141	10,407	13,564	1,680
Total Employment	1,173,047	463,322	351,788	274,271	83,666
Direct Hire	1,087,255	403,181	341,381	260,707	81,986
Indirect Hire	85,792	60,141	10,407	13,564	1,680

a/ Included in Total Employment but excluded from Office of Management and Budget (OMB) Ceiling Employment are employees exempt from OMB ceiling control. Refer to Office of Personnel Management Federal Personnel Manual System Supplement 298-2, Subchapter 53, for a delineation of employment exempt from ceiling control.

b/ Includes Marine Corps civilian personnel.

c/ See the Glossary for a list of Other DoD Organizations.

TABLE 2

Trends in DoD Civilian Employment Subject to OMB Ceiling,
By Function, Employment Status, and Defense Component

FUNCTION/COMPONENT EMPLOYMENT STATUS	END STRENGTHS, LAST 4 FISCAL YEARS						LAST 3 MONTHS		
	30 SEP 82	30 SEP 83	30 SEP 84	30 SEP 85	30 APR 86	31 MAY 86	30 JUN 86		
MILITARY FUNCTIONS	1,029,854	1,067,824	1,089,585	1,129,745	1,135,263	1,132,769	1,129,234		
DIRECT HIRE a/	947,061	983,644	1,004,488	1,043,240	1,048,879	1,046,685	1,043,442		
INDIRECT HIRE b/	82,793	84,180	85,097	86,505	86,384	86,084	85,792		
ARMY	379,316	392,346	405,084	421,780	424,194	424,194	426,658		
DIRECT HIRE	322,057	333,722	345,194	360,887	363,473	363,717	366,517		
INDIRECT HIRE	57,259	58,624	59,890	60,893	60,721	60,477	60,141		
NAVY	319,554	339,552	342,851	353,501	351,473	349,416	347,912		
DIRECT HIRE	308,885	328,907	332,468	343,061	341,079	339,002	337,505		
INDIRECT HIRE	10,669	10,645	10,383	10,440	10,394	10,414	10,407		
AIR FORCE	248,508	252,330	253,884	265,018	267,618	267,514	272,080		
DIRECT HIRE	235,456	239,367	240,903	251,550	254,078	254,001	258,516		
INDIRECT HIRE	13,052	12,963	12,981	13,468	13,540	13,513	13,564		
OTHER DoD ORGANIZATIONS c/	82,476	83,596	87,766	89,446	91,978	91,645	82,584		
DIRECT HIRE	80,663	81,648	85,923	87,742	90,249	89,965	80,904		
INDIRECT HIRE	1,813	1,948	1,843	1,704	1,729	1,680	1,680		
CIVIL FUNCTIONS a/	31,573	32,823	28,974	30,029	28,982	29,903	30,535		
(ALL DIRECT HIRE)	31,569	32,819	28,972	30,026	28,979	29,900	30,532		
Army	4	4	2	3	3	3	3		
Air Force									
TOTAL MILITARY AND CIVIL FUNCTIONS	1,061,427	1,100,647	1,118,559	1,159,774	1,164,245	1,162,672	1,159,769		
DIRECT HIRE a/	978,634	1,016,467	1,033,462	1,073,269	1,077,861	1,076,588	1,073,977		
INDIRECT HIRE b/	82,793	84,180	85,097	86,505	86,384	86,084	85,792		

a/ As reported officially to the Office of Personnel Management

b/ Foreign Nationals supporting U.S. Military Forces overseas under contracts or agreements with foreign governments

c/ See Glossary for a list of Other DoD Organizations

TRENDS IN DoD CIVILIAN EMPLOYMENTS/FY82 - FY85

MILITARY AND CIVIL FUNCTIONS

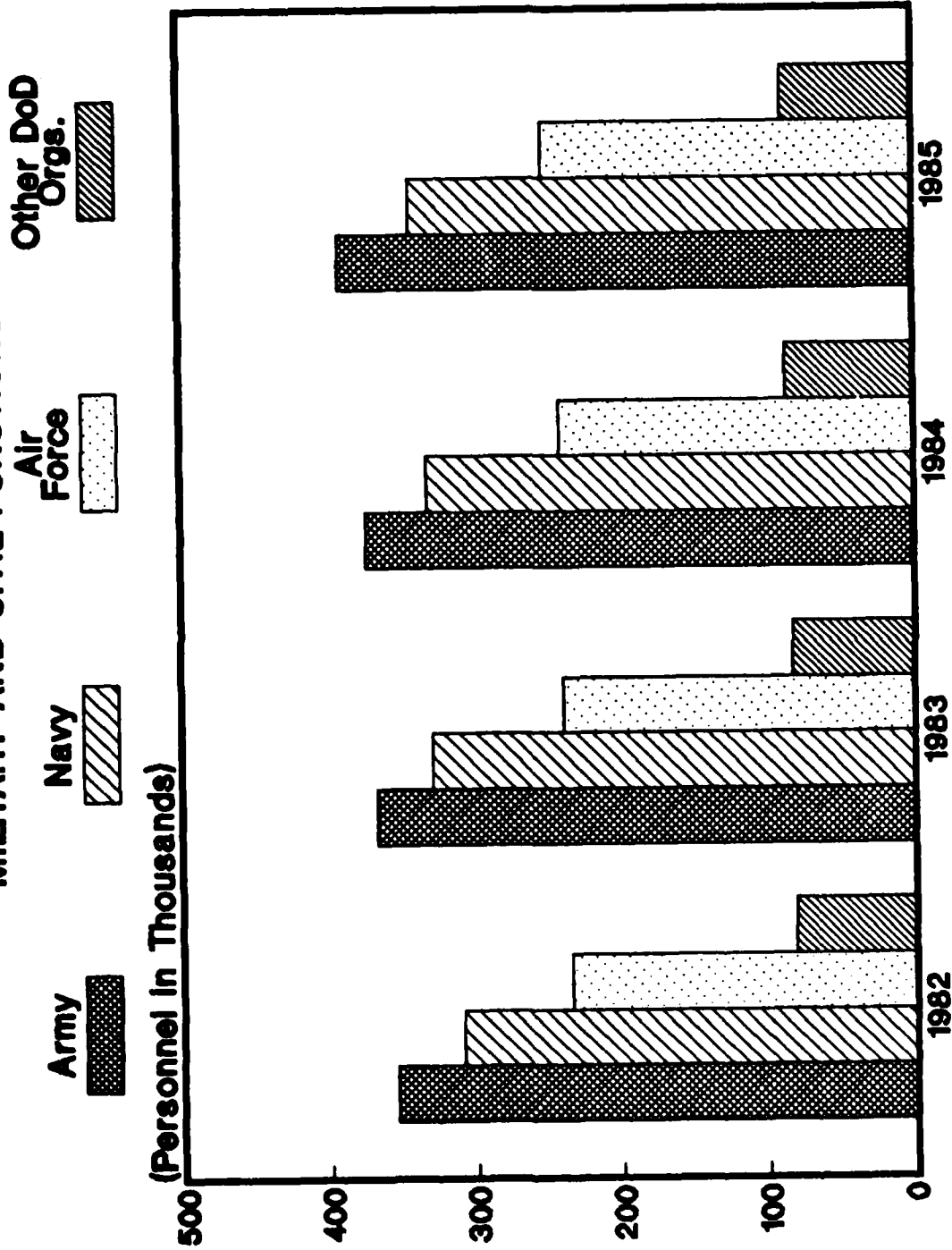


Figure 1 - Direct Hires

TRENDS IN DoD CIVILIAN EMPLOYMENT/FY82 - FY85
MILITARY AND CIVIL FUNCTIONS

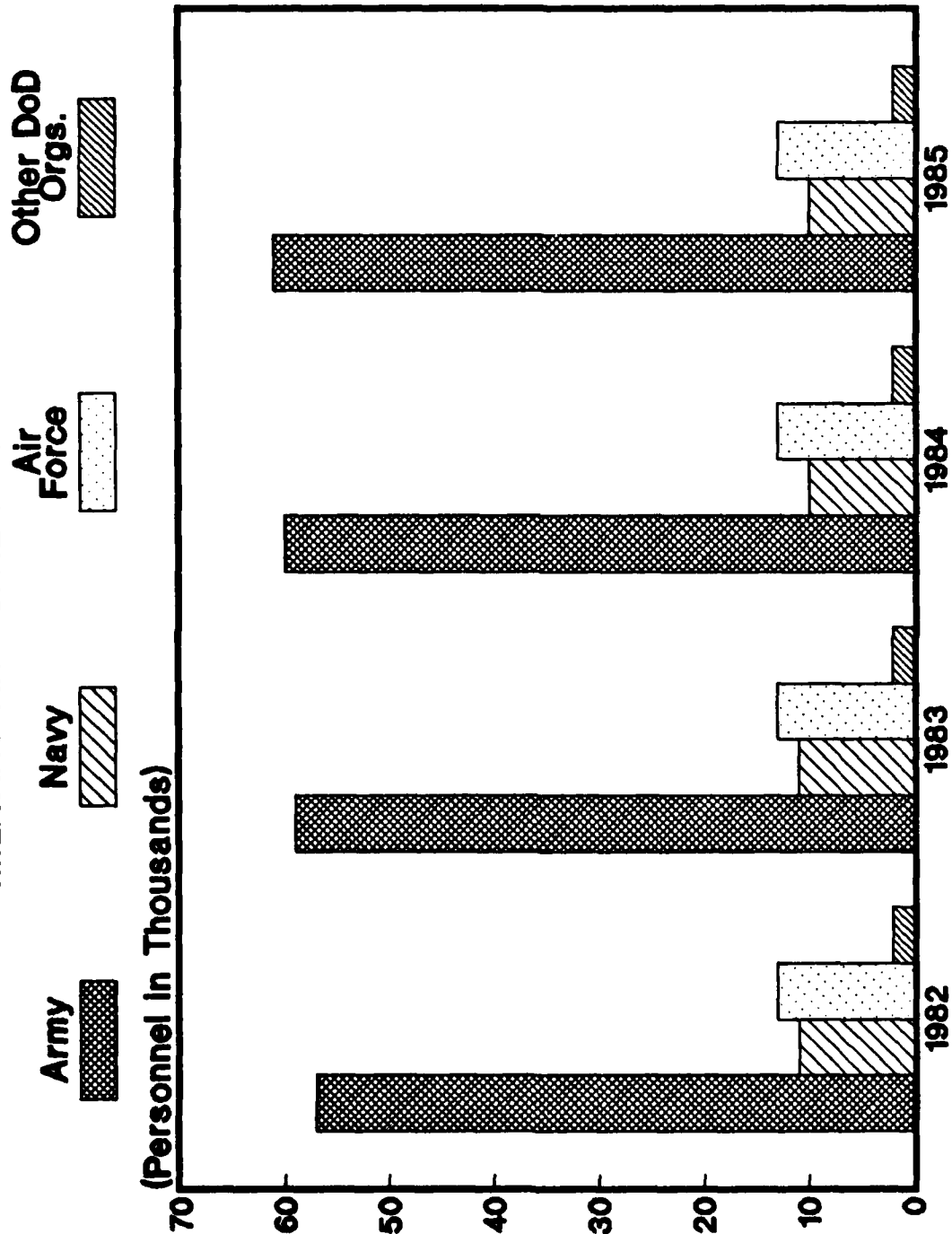


Figure 2 - Indirect Hires

TABLE 3

DoD Direct Hire Civilian Personnel Subject to OMB Ceiling,
by Function and Defense Component

FUNCTION/COMPONENT	TOTAL EMPLOYMENT				FULL-TIME WITH PERMANENT APPOINTMENTS			
	30 APR 86	31 MAY 86	30 JUN 86	30 SEP 85	30 APR 86	31 MAY 86	30 JUN 86	30 JUN 86
MILITARY FUNCTIONS	1,048,879	1,046,685	1,043,442	1,039,150	921,870	918,909	908,982	
Army	363,473	363,717	366,517	359,078	306,103	305,467	304,415	
Navy	341,079	339,002	337,505	342,420	303,152	301,888	300,597	
Air Force	254,078	254,001	258,522	250,400	230,013	229,115	229,188	
OSD & Organizations Serviced by OSD a/	4,031	4,095	4,169	3,810	3,845	3,858	3,859	
Defense Communications Agency	2,013	2,055	2,152	1,885	1,898	1,924	1,907	
Defense Contract Audit Agency	4,639	4,641	4,672	4,636	4,557	4,549	4,581	
Defense Investigative Service	3,872	3,877	3,884	3,520	3,388	3,375	3,359	
Defense Logistics Agency	52,446	52,386	52,243	50,678	50,492	50,363	50,141	
Defense Mapping Agency	8,933	8,901	8,837	9,076	8,736	8,692	8,621	
Defense Nuclear Agency	775	787	801	748	685	678	675	
Department of Defense	12,721	12,420	3,329	12,104	8,322	8,328	976	
Dependents Schools								
Uniformed Services University of the Health Sciences	819	803	817	795	679	672	663	
CIVIL FUNCTIONS	28,982	29,903	30,535	N/A	26,826	26,949	26,999	
Army	28,979	29,900	30,532		26,823	26,946	26,996	
Air Force	3	3	3		3	3	3	
TOTAL MILITARY AND CIVIL FUNCTIONS	1,077,861	1,076,588	1,073,977	N/A	948,696	945,858	935,981	

a/ See the Glossary for a list of OSD and Organizations Serviced by OSD.

**DOD DIRECT HIRE CIVILIAN PERSONNEL SUBJECT TO
OMB CEILING, BY FUNCTION & DEFENSE COMPONENT**

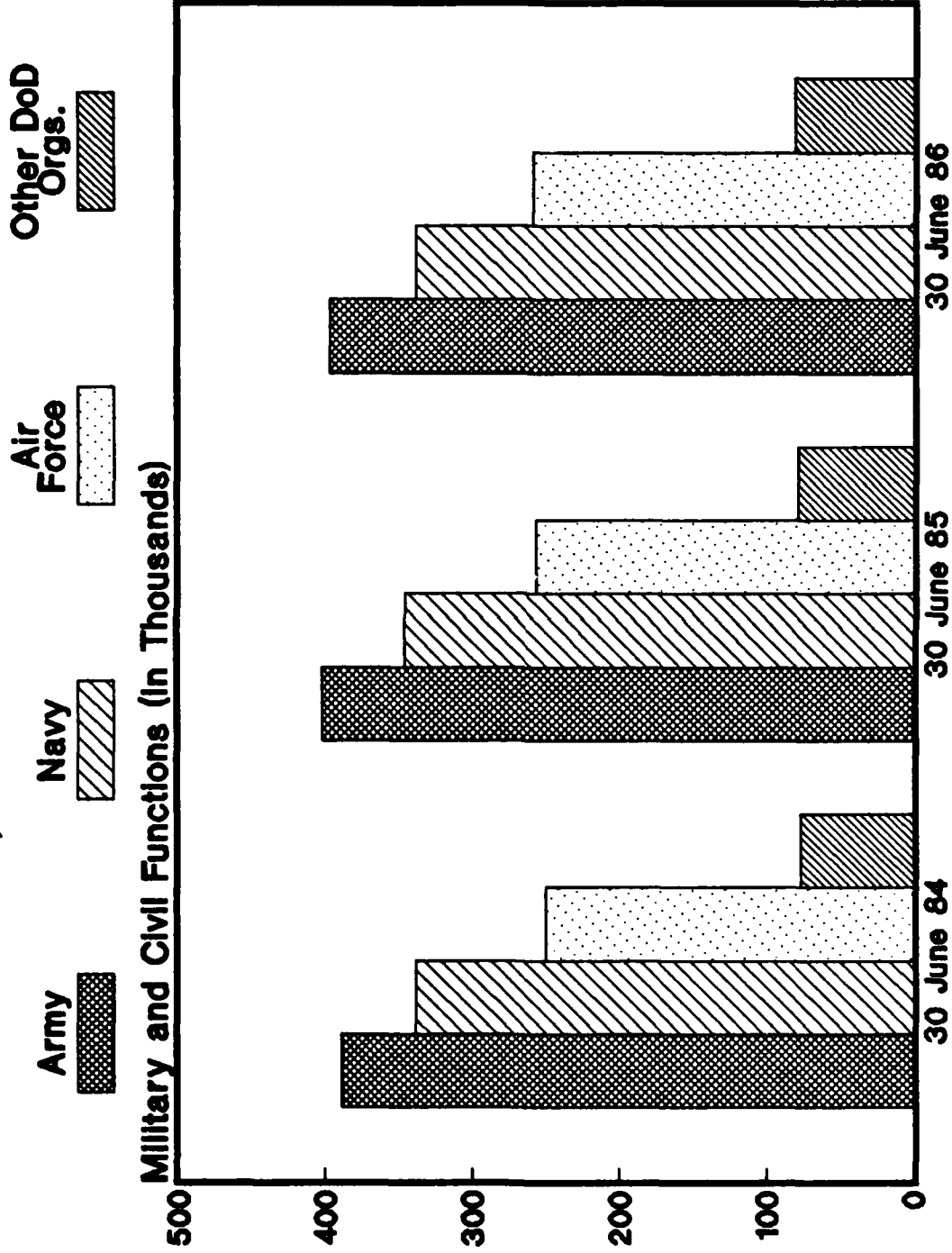


Figure 3 - Total Employment

TABLE 4

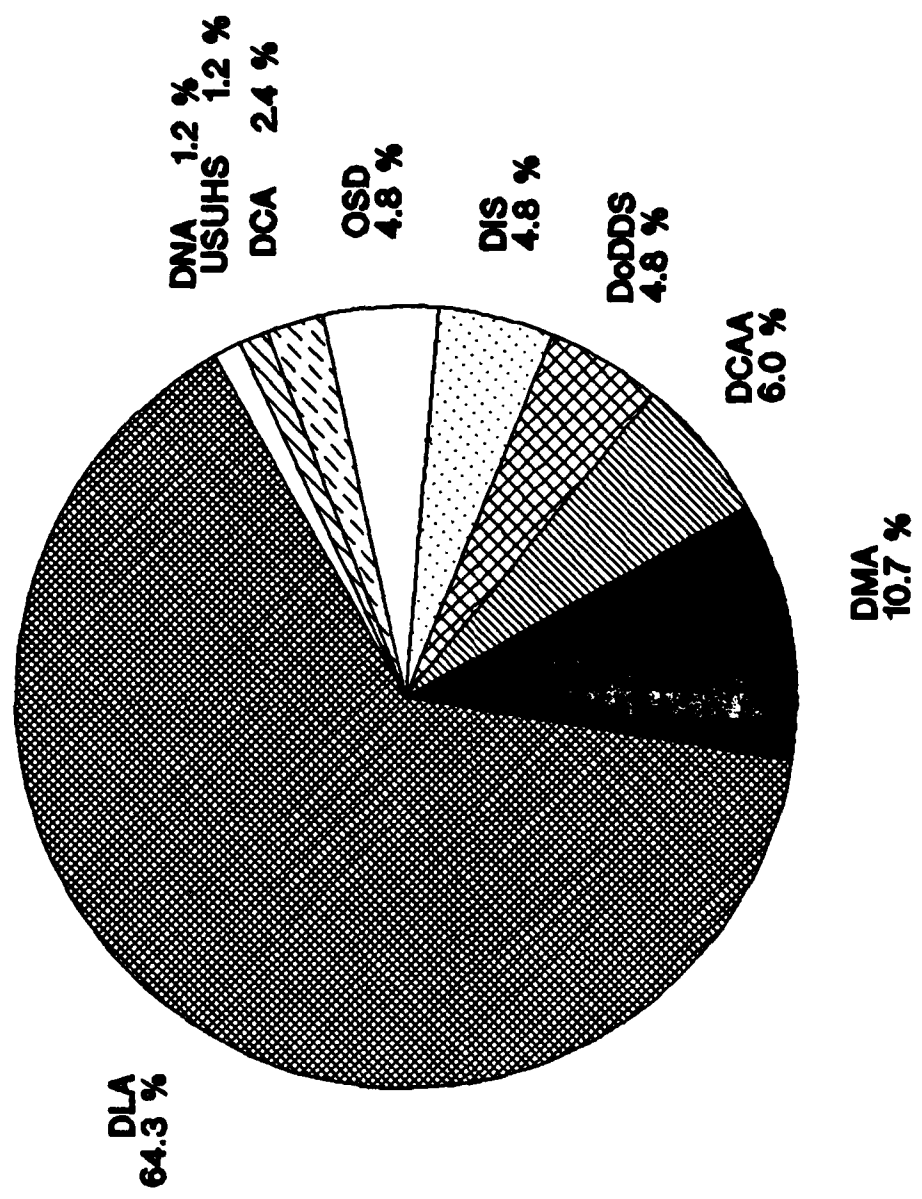
DoD Direct and Indirect Hire Civilian Personnel by Component,
According to Type (Excluding the Military Departments)

30 JUN 86

DEFENSE COMPONENT	TOTAL	DIRECT HIRE CIVILIANS	INDIRECT HIRE CIVILIANS
TOTAL	83,666	81,986	1,680
OSD And Organizations Serviced by OSD a/	4,250	4,236	14
Defense Communications Agency	2,230	2,220	10
Defense Contract Audit Agency	4,722	4,717	5
Defense Investigative Service	3,933	3,933	0
Defense Logistics Agency	53,901	52,993	908
Defense Mapping Agency	8,927	8,925	2
Defense Nuclear Agency	807	807	0
Department of Defense Dependents Schools	4,070	3,329	741
Uniformed Services University of the Health Sciences	826	826	0

a/ See the Glossary for a list of OSD and Organizations Serviced by OSD.

**DoD DIRECT AND INDIRECT HIRE CIVILIAN
EMPLOYMENT BY COMPONENT - JUNE 30, 1986**



Excluding Military Departments

FIGURE 4

TABLE 5

DoD Direct Hire Civilian Personnel, by Type,
According to Defense Component: June 30, 1986

TYPE OF PERSONNEL	TOTAL DoD	ARMY	NAVY	AIR FORCE	OTHER DoD ORGANIZATIONS a/
TOTAL	1,087,255	403,181	341,381	260,707	81,986
BY STATUS					
Full-Time	1,057,076	390,625	334,922	252,873	78,656
Part-Time	25,191	10,435	5,339	6,643	2,774
Intermittent	4,988	2,121	1,120	1,191	556
BY CAREER SERVICE CATEGORY					
Competitive	905,092	318,522	300,540	212,683	73,347
Excepted and SES	182,163	84,659	40,841	48,024	8,639
BY TYPE OF APPOINTMENT					
Permanent	947,799	336,505	303,482	232,039	75,773
Temporary/Indefinite	139,456	66,676	37,899	28,668	6,213
BY CITIZENSHIP					
U.S. Citizens	1,045,315	386,405	324,717	252,705	81,488
Non-Citizens	41,940	16,776	16,664	8,002	498
BY LABOR CATEGORY					
Salaried	733,308	284,551	208,374	169,565	70,818
Wage Board	353,947	118,630	133,007	91,142	11,168

a/ See the Glossary for a list of Other DoD Organizations.

TABLE 6

DoD Direct Hire Civilian Personnel, by Location/Type,
According to Defense Component: June 30, 1986 a/

LOCATION/TYPE OF PERSONNEL	TOTAL DoD	ARMY	NAVY	AIR FORCE	OTHER DoD ORGANIZATIONS b/
WORLDWIDE TOTAL	1,087,255	403,181	341,381	260,707	81,986
UNITED STATES	989,725	354,082	316,227	241,436	77,980
By Location					
Washington, D.C., SMSA c/	88,429	29,707	37,576	6,612	14,534
Remainder of U. S.	901,296	324,375	278,651	234,824	63,446
By Labor Category					
Salaried	674,553	258,987	196,944	151,591	67,031
Wage Board	315,172	95,095	119,283	89,845	10,949
By Citizenship					
U. S. Citizens	989,067	353,673	316,083	241,406	77,905
Non-Citizens	658	409	144	30	75
U. S. TERRITORIES	7,276	1,263	4,957	971	85
By Labor Category					
Salaried	3,597	855	2,241	425	76
Wage Board	3,679	408	2,716	546	9
By Citizenship					
U. S. Citizens	7,211	1,262	4,911	970	68
Non-Citizens	65	1	46	1	17
FOREIGN COUNTRIES	90,254	47,836	20,197	18,300	3,921
By Labor Category					
Salaried	55,158	24,709	9,189	17,549	3,711
Wage Board	35,096	23,127	11,008	751	210
By Citizenship					
U. S. Citizens	49,037	31,470	3,723	10,329	3,515
Non-Citizens	41,217	16,366	16,474	7,971	406

a/ Includes personnel not subject to Office of Management and Budget (OMB) ceiling control.

b/ See the Glossary for a list of the Other DoD Organizations.

c/ The Washington, D.C., Standard Metropolitan Statistical Area (SMSA) consists of the District of Columbia; Montgomery, Prince Georges, Charles, Calvert, and Frederick counties in Maryland; Alexandria, Fairfax, Falls Church, Manassas, Manassas Park cities, and Arlington, Fairfax, Loudoun, Stafford, and Prince William counties in Virginia.

TABLE 7

DoD Indirect Hire Civilian Personnel, by Country
According to Defense Component: June 30, 1986

COUNTRY	TOTAL DoD	ARMY	NAVY	AIR FORCE	OTHER DoD ORGANIZATIONS a/
TOTAL	85,807	60,141	10,397	13,564	1,705
BELGIUM	1,033	874	0	159	0
COLOMBIA	13	0	0	0	13
GERMANY	59,830	52,251	0	6,202	1,377
GREECE	536	2	124	395	15
GUAM	4	0	4	0	0
ITALY	17	0	4	0	13
JAPAN	17,323	3,446	9,151	4,557	169
KOREA	3,229	3,229	0	0	0
NETHERLANDS	419	339	0	80	0
PHILIPPINES	7	0	6	0	1
PORTUGAL	10	0	10	0	0
SPAIN	2,031	0	1,108	829	94
UNITED KINGDOM	1,365	0	0	1,342	23

a/ See the Glossary for a list of Other DoD Organizations.

GLOSSARY

Civilian Functions. Functions primarily associated with the civil works program of the Army Corps of Engineers. This program encompasses planning, programming, designing, constructing, and operating Federal water resource projects for navigation, flood control, hydroelectric power, water supply, recreation, and related activities. Civil functions also includes cemeterial workers (Army) and several conservation management employees (Air Force).

Competitive Service. All civil service positions in the Executive Branch, except:

1. Positions which are specifically exempted from the competitive service by or under statute;
2. Positions which appointments are made by nomination for confirmation by the Senate, unless the Senate otherwise directs or when specifically included in the competitive service by statute;
3. Positions in the Senior Executive Service.

Also includes civil service positions not in the Executive Branch which are specifically included in the competitive service by statute.

Direct Hire Civilians. Employees hired directly by an agency of the Department of Defense (DoD). Included are foreign nations hired by DoD to support DoD activities in their home countries.

DoD. Department of Defense.

Excepted Service. All positions in the Executive Branch of the Federal government (except Senior Executive Service positions) which are specifically exempted from the competitive service by or pursuant to a statute, the President, or the Office of Personnel Management.

Full-Time Employees. Employees who are regularly scheduled to work the number of hours and days in the administrative work week for their employment group or class. (Usually 5 days of 8 hours each.)

Indirect Hire Civilians. Foreign nationals assigned to support U.S. forces through contracts or agreements with foreign governments (or agencies thereof). These personnel are employees of the foreign governments involved.

Intermittent Employees. Employees who are employed with no prescheduled tour of duty (i.e., employed on irregular or occasional basis).

Military Functions. Activities normally associated with the uniformed services.

OMB Ceiling Employment. Employees subject to the Office of Management and Budget (OMB) ceilings established to administer Presidential employment ceiling limitations. Refer to the Office of Personnel Management System Supplement 298-2, Subchapter 53, for a delineation of employment exempt from ceiling control.

OTHER DoD ORGANIZATIONS

- *Office of the Secretary of Defense (OSD)
- *Joint Chiefs of Staff (JCS)
- *Inspector General of the Department of Defense

Department of Defense Agencies:

- *Defense Advanced Research Projects Agency (DARPA)
- Defense Communications Agency (DCA)
- Defense Contract Audit Agency (DCAA)
- Defense Investigative Service (DIS)
- *Defense Legal Services Agency (DLSA)
- Defense Logistics Agency (DLA)
- Defense Mapping Agency (DMA)
- Defense Nuclear Agency (DNA)
- *Defense Security Assistance Agency (DSAA)
- *Strategic Defense Initiative Organization

NOTE: *Organizations serviced by OSD.

Department of Defense Field Activities:

- *American Forces Information Service (AFIS)
- *Defense Information Services Activity (DISA)
- *Defense Medical Systems Support Center (DMSSC)
- *Defense Technology Security Administration (DTSA)
- *Department of Defense Dependents Schools (DODDS) (Headquarters Only)
- *Office of Civilian Health and Medical Program Office (OCHAMPUS)
- *Office of Economic Adjustment (OEA)
- *Washington Headquarters Services (WHS)

*U.S. Court of Military Appeals

Uniformed Services University of the Health Sciences (USUHS)

Part-Time Employees. Employees who are regularly scheduled for a prearranged tour of duty which is less than the specified number of hours or days worked by full-time employees in the same employment group or class.

Permanent Appointments. Permanent appointments are defined within each type of service as follows:

1. **COMPETITIVE SERVICE** - Employees serving under career appointments who are serving or who have completed their initial appointment probation or who are not required to serve an initial appointment probation. Also includes employees with career-conditional appointments.
2. **EXCEPTED SERVICE** - Employees whose appointments carry no restrictions or conditions, such as conditional appointments indefinite or specific time limitations, or trial periods. Based on tenure, can include employees serving trial periods or those whose tenure is equivalent to career-conditional in the competitive service.

*NOTE: *Organizations serviced by OSD*

3. SENIOR EXECUTIVE SERVICE (SES) - All SES employees except those serving under "limited term" and "limited emergency" appointments.

Salaried Employees. Primarily employees occupying positions subject to the Classification Act of 1949, as amended, and a limited number of other employees whose compensation is established by other legislation, Executive Order, or administrative determination.

Senior Executive Service (SES). Positions in an agency which grade 16, 17, or 18 of the General Schedule or Level IV or V of the Executive Schedule (unless exempted). Also includes equivalent positions which need not be filled by appointment by the President and confirmation by the Senate and which have not been specifically excluded from the SES.

Total Paid Civilian Employment. Total direct and indirect hire civilian employment. For direct hires, includes, with some exceptions, all direct hire employees who had not officially separated as of the reporting period or were on paid leave.

Wage System Employees. Employees whose basic rates of pay are fixed in accordance with locally prevailing rates or by wage boards or similar administrative authority. Includes prevailing rate employees. (Prevailing rate employees are those employed by an agency in a recognized trade or craft; other skilled mechanical craft; or an unskilled, semiskilled, or skilled manual labor occupation. Also includes any other person, including a foreman or supervisor, in a position where trade, craft, or labor experience and knowledge is a paramount requirement.)

END

10-86

DTIC