

AD-A174 475

RAPID SOLIDIFICATION AND CONSOLIDATION OF IRON BASE  
ALLOYS(U) PRATT AND WHITNEY AIRCRAFT GROUP EAST  
HARTFORD CT ENGINEERING DIV R G BOURDEAU SEP 86

1/1


UNCLASSIFIED

PWA-FR-19546 N00014-84-C-0440

F/G 11/6

NL





MICROCOPY RESOLUTION TEST CHART  
NATIONAL BUREAU OF STANDARDS-1963-A



Engineering Division-North  
400 Main Street  
East Hartford, Connecticut 06108

Engineering Division-South  
P. O. Box 2691  
West Palm Beach, Florida 33402



Engineering Division

**AD-A174 475**

25 September 1986

Scientific Officer  
Program Manager Metallic Materials  
Office of Naval Research  
800 North Quincy Street  
Arlington, Virginia 22217

Attn: Dr. Donald E. Polk  
Ref: N00014-84-C-0440

Subject: Submittal of the Final Report, FR #19546

Gentlemen:

In accordance with the applicable requirements of the contract, we herewith submit one (1) copy of the subject report.

A DD Form 250 is also enclosed for your acknowledgement. If the subject data is acceptable to your office, we request the Technical Program Monitor's endorsement in Block 21B and Block 22. Please return one copy of the executed DD Form 250 to the attention of the undersigned.

Very truly yours,

UNITED TECHNOLOGIES CORPORATION  
Pratt & Whitney  
Engineering Division

*Margaret B Hall*  
Margaret B. Hall  
Contract Data Coordinator

cc: With enclosures:

Administrative Contracting  
Officer Code 614A:DAW FY1811  
Office of Naval Research  
800 North Quincy Street  
Arlington, VA 22217

Defense Technical Information Center  
S47031  
Building 5, Cameron Station  
Alexandria, VA 22314

Director, Naval Research Laboratory  
N00173  
Attn: Code 2627  
Washington, DC 20375

**DTIC**  
**ELECTE**  
**NOV 05 1986**  
**S** **D**  
D

**DISTRIBUTION STATEMENT A**  
**Approved for public release**  
**Distribution Unlimited**

(1 copy)

(12 copies)

(1 copy)

**DTIC FILE COPY**

12

FR-19546

**RAPID SOLIDIFICATION AND CONSOLIDATION OF IRON BASE ALLOYS**

Pratt & Whitney  
P.O. Box 109600  
West Palm Beach, Fl 33410-9600

September 1986

Final Report for Period  
1 September 1984 to 31 July 1986

Prepared for:  
Office of Naval Research  
800 N. Quincy Street  
Arlington, Va 22217



Accession For	
NTIS CRA&I	<input checked="" type="checkbox"/>
DTIC TAB	<input type="checkbox"/>
Unannounced	<input type="checkbox"/>
Justification	
By <i>ltr. on file</i>	
Distribution/	
Availability Codes	
Dist	Avail and/or Special
<i>A-1</i>	

## FOREWARD

This final report on Contract N00014-84-C-0440 describes work carried out at the Engineering Division of Pratt & Whitney (a division of United Technologies) during the period 1 September 1984 through 31 July 1986. The principle investigator/program manager at P&W was Dr. R.G. Bourdeau who coordinated all work with Dr. G.B. Olson of MIT. Dr. E.A. MacDonald was the ONR scientific officer in charge of the program.

ABSTRACT Work Done and Consolidated

$K_{sub IC}$

$K_{sub ISCC}$

~~This program produced and consolidated~~ rapidly solidified powders of iron base and steel compositions for the Massachusetts Institute of Technology (MIT) for use on a companion ON program. A total of seven compositions were converted to rapidly solidified powder in a P&W experimental rotary atomization device. The powders were screened, canned in extrusion containers, extruded to bar stock and delivered to MIT. Manganese containing TRIP steels and an iron base alloy were produced with refined structures where the contaminants in the steel such as sulfides were finely dispersed. Lanthanum added to the alloy steel gettered the phosphorus and refined phosphides as well as oxysulfides were produced for grain coarsening resistance. The latter steel is being evaluated in sharp-crack  $K_{IC}$  toughness and  $K_{ISCC}$  stress corrosion resistance. In addition, Fe-Ni base compositions were produced which are being used to study the effect rapid solidification in as solidified material.

## SECTION I

### INTRODUCTION

The program has as its objective the production and consolidation of rapid solidified powder of iron base and steel compositions for the Massachusetts Institute of Technology (MIT). The compositions are for use by MIT on a companion ONR program. An earlier program demonstrated that the contaminants in steels, ie. sulfides and silicates, could be finely dispersed by rapid solidification and that these were effective in providing resistance to grain coarsening during subsequent treatment at high austenitizing temperatures (ref 1). The current program has produced TRIP steels and an alloy steel with rare earth (lanthanum) additions. The lanthanum was used to scavenge phosphorus for grain coarsening resistance as well as property improvements. In addition, Fe-Ni alloy powders were produced for solidification studies.

A total of seven compositions (four alloy steel and three Fe-Ni compositions) were converted to rapidly solidified powder. The powders were screened, vacuum canned, extruded to bar stock and delivered to MIT for use on their program.

## SECTION II

### PROGRAM PLAN AND SCHEDULE

The objective of this technical effort was to produce a number of iron base alloy and steel compositions for the Massachusetts Institute of Technology (MIT). The program was to be performed in full cooperation with MIT which is conducting a basic program to demonstrate that the use of rapid solidification will produce superior fracture toughness and stress corrosion properties in high strength steels. The program was to produce also a number of Fe-Ni base alloy compositions for use in basic research on solidification.

The program plan and schedule consisted of two tasks to be carried out simultaneously. A task to produce the rapidly solidified powder from cast ingot obtained from a steel producer, and a task to screen and consolidate the powders by extrusion in a P&W extrusion press at conditions determined in cooperation with MIT.

Due to delays in assigning an MIT graduate student to the program and due to delays in obtaining alloy melt stock from a steel supplier, the program schedule was extended from 12 months to 23 months. This delay was accomplished without reduction in the level of effort.

## SECTION II

### ALLOY PROCESSING

The iron base alloy and steel compositions provided as cast billets by the LTV Steel Corporation were atomized to rapidly solidified powder in one of two small scale experimental P&W atomization devices. Some of the alloy powders were consolidated to bar stock by extrusion and all material was shipped to the Massachusetts Institute of Technology (MIT), for use on their studies dealing with the effects of rapid solidification on alloy steel structure and properties. This report covers the processing and consolidation of the rapidly solidified powder compositions produced during the program.

#### Powder Processing

The base compositions processed were in the form of cast billets approximately 4 inch in diameter by 7 inch long each weighing about 25 lbs. The billets were remelted in the P&W atomization apparatus and converted to powder.

The rapidly solidified powder was produced in an experimental powder apparatus (ACT 500000) described in a prior report (ref 3). The liquid metal was vacuum induction remelted in a stoppered  $Al_2O_3$  crucible and the liquid metal metered through an  $Al_2O_3$  nozzle onto a rotating atomization disk. The liquid metal superheated some 300F (150C) was poured in a helium atmosphere at an average rate of 20 to 30 lbs per minute (150 to 225 gms per second) onto the disk rotating at a speed of 24000 RPM. The liquid metal desintegrated at the edge of the disk into droplets and these were ejected at a velocity of about 100 meters per second into the helium atmosphere. Droplets solidification rate were estimated to be in the range of  $10^5$  to  $10^6$  degrees per second (ref. 2). The alloy compositions processed and the powder yields obtained are presented in table 1.

Powder size distributions for the alloys produced were found to be typical of iron base alloys and similar to the powder distributions produced on contract N00014-81C-0016 (ref 3). The average powder particle diameter was approximately 70 microns.

Table 1 Powder (-80 mesh) produced for MIT

<u>Billet</u>	<u>Alloy Composition</u>	<u>XSR #</u>	<u>Yield</u>
V-153	Fe-40Ni	II-423	3300 gms
V-188	Fe-30Ni	II-430	2070 gms
V-187	Fe-20Ni	II-431	5180 gms
W-666	Fe-10Ni-16Cr-3.66Mn	II-424	4600 gms
V-149	Fe-10Ni-16Cr-0.47In	II-425	4380 gms
V-150	" " " "	II-426	6080 gms
V196-1	Fe-2Ni-1.5Ho-0.4C-0.15La	II-428	1895 gms
V196-2	" " " " -0.05La	II-429	1210 gms
V196-1	" " " " -0.15La	II-432	2050 gms

Processing of the last two billets (V196-1 and V196-2) caused difficulties due to blockage of the ceramic nozzles (used to control the flow of liquid metal) soon after the start of atomization. In process runs II-428 and II-429, the liquid metal flow ceased 33 seconds and 52 seconds respectively after the start of processing. Energy dispersive X-ray microanalysis of the cross sections of the ceramic nozzles indicated the presence of lanthanum compounds at the nozzle-metal interface but none could be observed in the bulk of the solidified metal in the throat of the nozzle. The blockage during the last three process runs was unusual and therefore it appeared that the lanthanum contributed to the problem. The last process run II-432 which was a re-run of the remaining V196-1 billet produced similar results. The powder yields for the latter three process runs were less than half the expected yields but sufficient material was produced for MIT to conduct its research studies.

#### Powder Consolidation

The iron base alloy powders produced were all sieved through an 80 mesh (177 micron) screen in a high purity helium atmosphere containing less than 3 ppm of oxygen. The first three powder alloys in Table 1 were screened and shipped to MIT for use in their studies dealing with solidification rate effects. The remainder of the alloys in Table 1 were consolidated by extrusion prior to shipment to MIT.

The canning of powders for consolidation by extrusion was accomplished in a vacuum of at least  $10^{-5}$  torr by passing the powder through the hot dynamic outgasser whose schematic is shown in Figure 1. The stainless steel containers 2.9 inch diameter by 7 inch long with 1/2 inch diameter inlet filler tubes (schematic shown in Figure 2) were filled with a predetermined volume of powder weighing about six (6) pounds. For the last three smaller powder lots, II-428, II-429 and II-432, smaller extrusion cans with a 1.75 inch internal diameter were employed. Sealing of the containers was accomplished by pressure

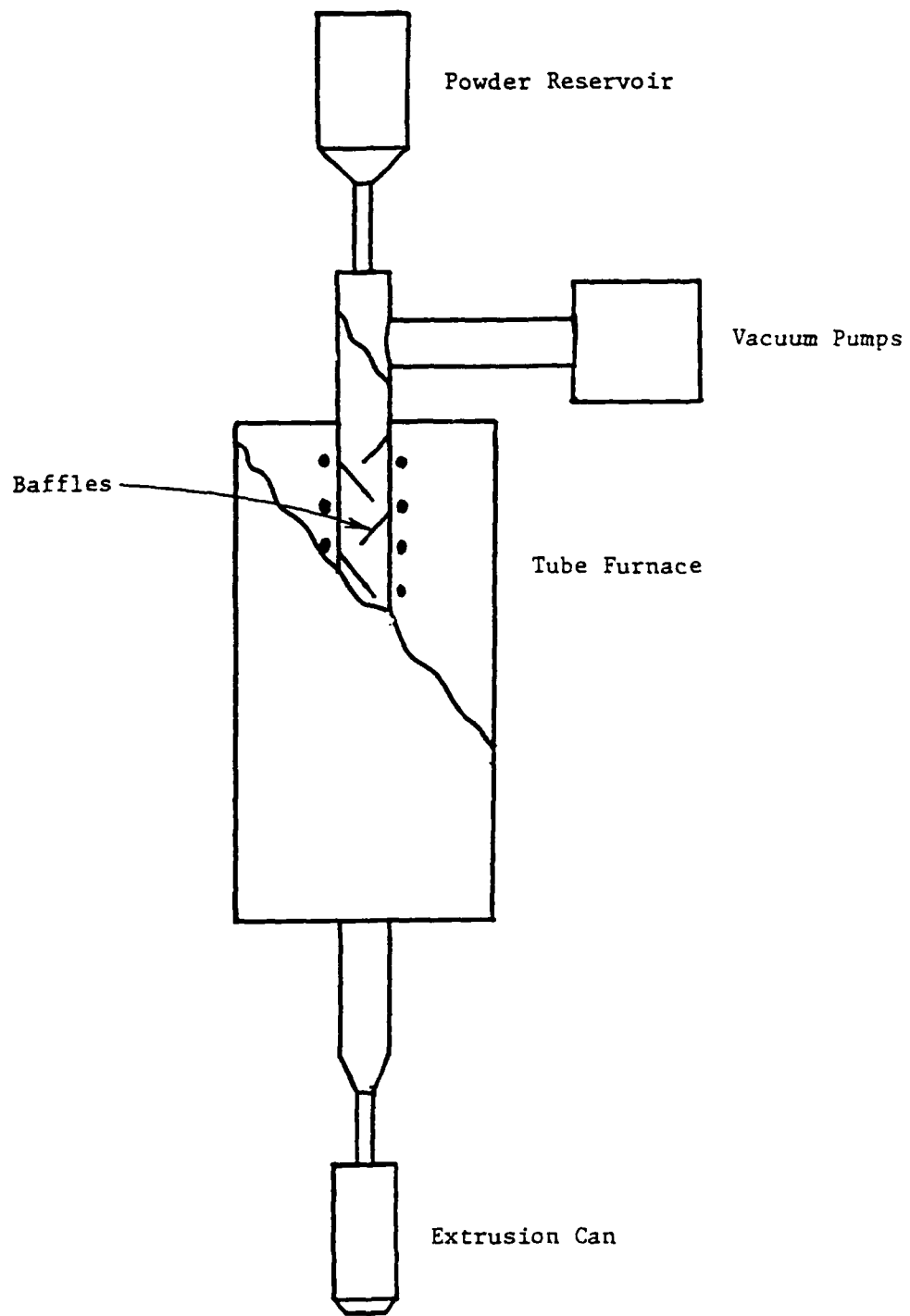


Figure 1 Schematic of Hot Dynamic Outgasser.

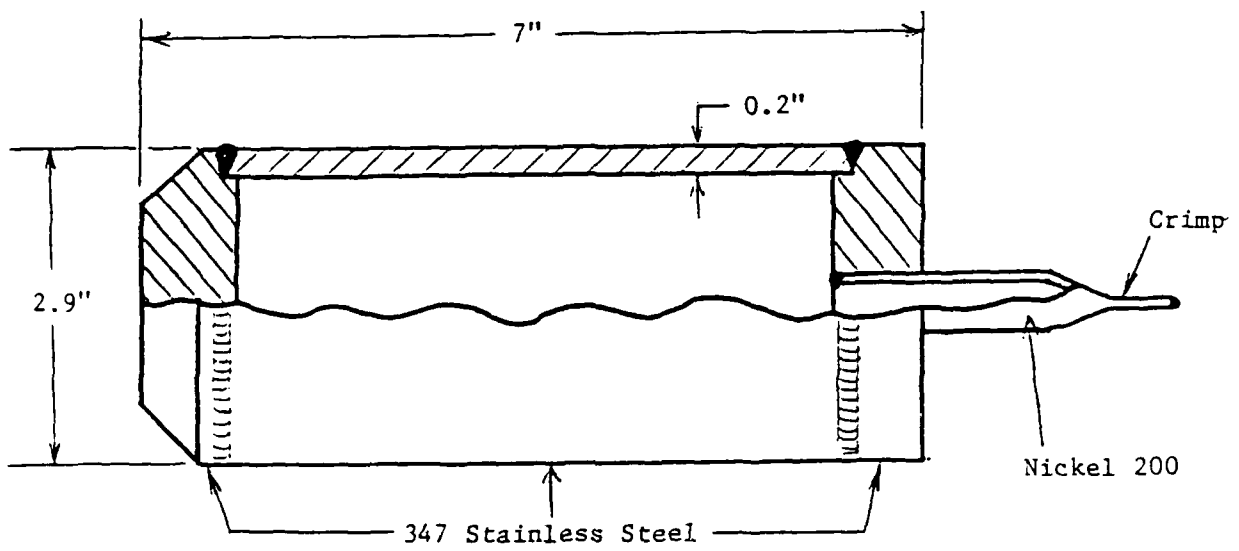


Figure 2 Extrusion Can

welding the inlet tubes in a hydraulic press followed by TIG welding to ensure a permanent seal.

Powders from process runs II-424, II-425 and II-426 were extruded at ratio of 25 to 1 while the remaining powders from II-428, II-429 and II-432 were extruded at a ratio of 20 to 1. The latter powders were all extruded at a temperatures of 2000F (1093C). In addition, a mild steel can filled with -270 mesh 434C steel powder which had been produced on prior contract NCCC14-81-C-0016 was extruded at a ratio of 20 to 1 at 2000F (1093C). All extrusions were satisfactory requiring no additional processing prior to their evaluation. These extrusions were submitted to MIT for use on their program.

#### Summary of Results

The rapidly solidified powders produced for MIT were either screened through a -80 mesh screen, as for the three Fe-Ni alloy compositions, or canned and extruded as for the remaining steel compositions. The TRIF steel compositions (II-424, II-425 and II-426) were found to have finely dispersed oxysulfides and silicates while the steel with lanthanum additions (II-428, II-429 and II-432) was found to have a fine distribution of phosphides in addition to oxysulfides. The latter steels are undergoing further study at MIT to evaluate  $K_{IC}$  stress corrosion properties. A substantial increase in stress corrosion resistance over conventionally produced material is anticipated for the rapidly solidified material. The investigation of solidification rate effects in the Fe-Ni alloys (II-423, II-430 and II-431) is in progress.

#### REFERENCES

1. Olson G.E. and Bourdeau R.G. "Rapidly Solidified Ferrous Alloys" in Rapidly Solidified Alloys, ed S.K.Das, E.H. Kear and C.M. Adam, TMS-AIME (1985).
2. Cox A.P. et al, "Application of Rapidly Solidified Superalloys" AFWAL Contract F33615-76-C-5136, Report AFWAL TR-80-4051, May 1980.
3. Andrus J.S. and Bourdeau R.G, "Application of Rapid Solidification Technology to High Strength Steel" Contract N00014-81-C-0016, Report FR-11258, November 1983.

END

12-86

DTIC