

AD-A178 735

SELECTED MEDICAL CARE STATISTICS FIRST QUARTER FY-87

1/1

(U) WASHINGTON HEADQUARTERS SERVICES (DOD) DC

DIRECTORATE FOR INFORMATION OPERATIONS AND REPORTS

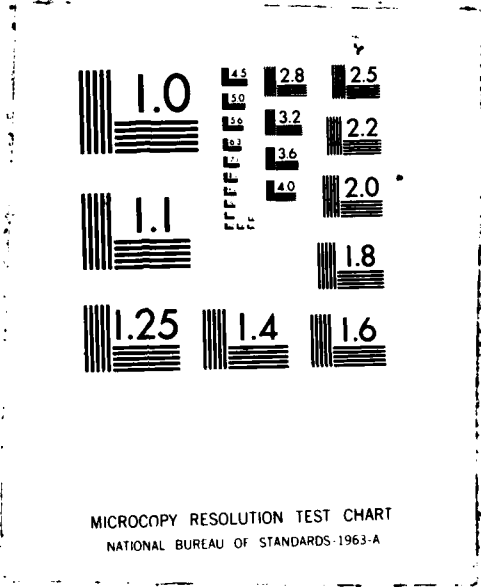
31 DEC 86 DIOR/L02-87/01

F/G 6/5

ML

UNCLASSIFIED

END
DATE
FILMED
1987



Department of Defense Selected Medical Care Statistics

Quarter Ending December 31, 1986

*Washington Headquarters Services
Directorate for Information
Operations and Reports*

~~FOR SALE BY THE SUPERINTENDENT OF DOCUMENTS
U.S. GOVERNMENT PRINTING OFFICE
WASHINGTON, D.C. 20402~~

DTIC and NTIS identification number for this publication is DIOR/LO2-87/01.

FOREWORD

Selected Medical Care Statistics (SMCS) is a quarterly publication prepared by the Washington Headquarters Services, Directorate for Information Operations and Reports (WHS/DIOR) of the Office of the Secretary of Defense.

SMCS presents quarterly summary data concerning medical care provided at fixed military medical facilities located in (1) the United States and (2) outside the United States, in territories, possessions and foreign countries. This publication contains pie charts which are based on the percent of the worldwide DoD total for each of the categories. Admissions and beds occupied by dependents of other uniformed personnel (PMS, CG, NOAA) are less than one percent and are included in the other category.

This publication is generated from a computerized data base developed and maintained in consonance with Department of Defense Instruction (DoDI) 6015.14, November 14, 1977, under Reports Control Symbol DD-COMP(Q)1474 by the Manpower Management Information Division of WHS/DIOR.

Accession For	
NTIS CRA&I	V
DTIC TAB	<input type="checkbox"/>
Unannounced	<input type="checkbox"/>
Justification	
By	
Distribution:	
Availability Codes	
Dist	A-1
Avail and/or Special	



TABLE OF CONTENTS

TABLE NUMBER		PAGE
Table 1.1	Operating Beds/Operating Bassinets/Beds Occupied - Worldwide.....	1
Figure 1.1	Beds Occupied - Percent of DoD Total Worldwide.....	2
Table 1.2	Operating Beds/Operating Bassinets/Beds Occupied - United States.....	3
Table 1.3	Operating Beds/Operating Bassinets/Beds Occupied - Outside United States.....	4
Table 2.1	Admissions - Worldwide.....	5
Figure 2.1	Admissions - Percent of DoD Total Worldwide.....	6
Table 2.2	Admissions - United States.....	7
Table 2.3	Admissions - Outside United States.....	8
Table 3.1	Outpatient Visits and Live Births - Worldwide.....	9
Figure 3.1	Outpatient Visits - Percent of Worldwide Total.....	10
Table 3.2	Outpatient Visits and Live Births - United States.....	11
Table 3.3	Outpatient Visits and Live Births - Outside United States.....	12
	GLOSSARY.....	14

TABLE 1.1
DEPARTMENT OF DEFENSE
SELECTED DATA CONCERNING MEDICAL CARE
PROVIDED AT FIXED MILITARY FACILITIES
FOR QUARTER ENDING
DECEMBER 1986

OPERATING BEDS - WORLDWIDE		DOD TOTAL	ARMY FACILITIES	NAVY FACILITIES	AIR FORCE FACILITIES
1.	NUMBER OF OPERATING BEDS	17,645	7,923	4,157	5,565
2.	NUMBER OF OPERATING BASSINETS	1,955	608	232	1,115
3.	NUMBER OF BEDS OCCUPIED (DAILY AVERAGE)	13,312	6,341	2,814	4,157
4.	BEDS OCCUPIED BY US ACTIVE DUTY UNIFORMED PERSONNEL - TOTAL	5,224	2,473	1,442	1,309
	A. MILITARY	5,177	2,460	1,419	1,298
	{1} ARMY	2,328	2,139	47	142
	{2} NAVY-MARINE CORPS	1,615	1,161	1,329	125
	{3} AIR FORCE	1,234	160	1,43	1,031
5.	B. OTHER UNIFORMED PERSONNEL (PHS, CG, NOAA) - TOTAL	47	13	23	11
	BEDS OCCUPIED BY RETIRED US UNIFORMED PERSONNEL - TOTAL	2,072	1,035	330	707
	A. RETIRED MILITARY	2,052	1,028	324	700
	{1} ARMY	885	694	55	136
	{2} NAVY-MARINE CORPS	448	121	227	100
	{3} AIR FORCE	719	213	42	464
	B. OTHER RETIRED UNIFORMED PERSONNEL (PHS, CG, NOAA) - TOTAL	20	7	6	7
6.	BEDS OCCUPIED BY DEPENDENTS OF US ACTIVE DUTY MILITARY PERSONNEL - TOTAL	3,697	1,664	695	1,338
	{1} ARMY	1,500	1,330	39	131
	{2} NAVY-MARINE CORPS	846	136	602	108
	{3} AIR FORCE	1,351	198	54	1,099
7.	BEDS OCCUPIED BY DEPENDENTS OF RETIRED AND DECEASED US MILITARY PERSONNEL - TOTAL	1,754	781	268	705
	{1} ARMY	689	505	48	136
	{2} NAVY-MARINE CORPS	377	94	180	103
	{3} AIR FORCE	688	182	40	466
8.	BEDS OCCUPIED BY DEPENDENTS OF OTHER UNIFORMED PERSONNEL (PHS, CG, NOAA) - TOTAL	50	13	18	19
9.	BEDS OCCUPIED BY ALL OTHER BENEFICIARIES - TOTAL	515	375	61	79

**BEDS OCCUPIED—PERCENT OF DOD TOTAL WORLDWIDE
QUARTER ENDING DECEMBER 31, 1986**

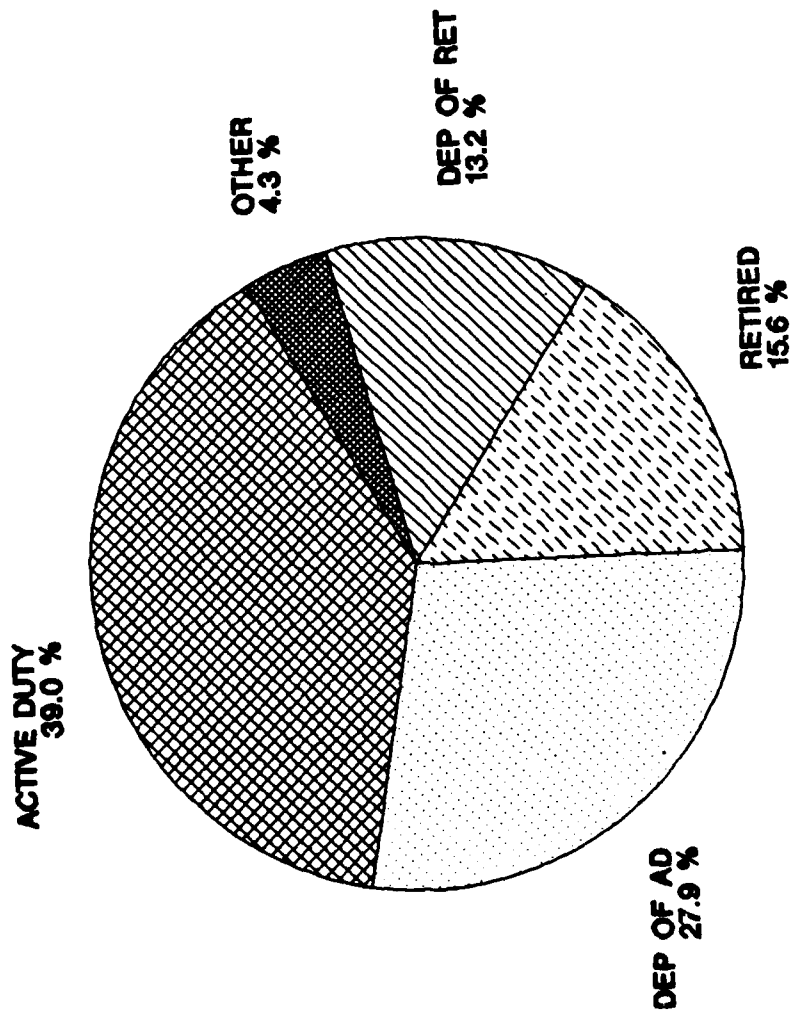


FIGURE 1.1

**BEDS OCCUPIED—PERCENT OF DOD TOTAL WORLDWIDE
QUARTER ENDING DECEMBER 31, 1986**

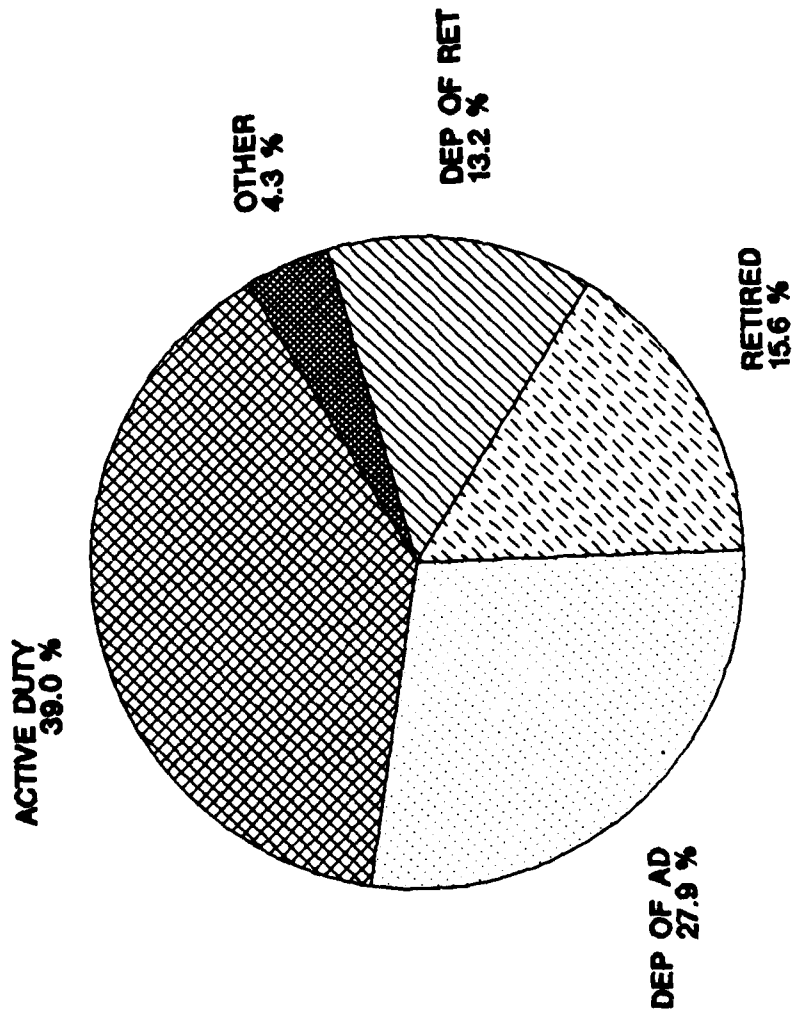


FIGURE 1.1

TABLE 1.2
DEPARTMENT OF DEFENSE
SELECTED DATA CONCERNING MEDICAL CARE
PROVIDED AT FIXED MILITARY FACILITIES
FOR QUARTER ENDING
DECEMBER 1986

OPERATING BEDS - UNITED STATES		DDO TOTAL	ARMY FACILITIES	NAVY FACILITIES	AIR FORCE FACILITIES
1.	NUMBER OF OPERATING BEDS - TOTAL	15,037	6,436	3,717	4,884
2.	NUMBER OF OPERATING BASSINETS - TOTAL	1,613	459	193	961
3.	NUMBER OF BEDS OCCUPIED (DAILY AVERAGE) - TOTAL	11,288	5,205	2,464	3,619
4.	BEDS OCCUPIED BY US ACTIVE DUTY UNIFORMED PERSONNEL - TOTAL	4,174	1,866	1,253	1,055
A.	MILITARY - TOTAL	4,128	1,853	1,231	1,044
	(1) ARMY	1,730	1,587	42	101
	(2) NAVY-MARINE CORPS	1,407	146	1,159	102
	(3) AIR FORCE	991	120	30	841
B.	OTHER UNIFORMED PERSONNEL (PHS,CG,NOAA) - TOTAL	46	13	22	11
5.	BEDS OCCUPIED BY RETIRED US UNIFORMED PERSONNEL - TOTAL	2,003	1,004	317	682
A.	RETIRED MILITARY - TOTAL	1,983	997	311	675
	(1) ARMY	851	671	52	128
	(2) NAVY-MARINE CORPS	430	118	218	94
	(3) AIR FORCE	702	208	41	453
B.	OTHER RETIRED UNIFORMED PERSONNEL (PHS,CG,NOAA) - TOTAL	20	7	6	7
6.	BEDS OCCUPIED BY DEPENDENTS OF US ACTIVE DUTY MILITARY PERSONNEL - TOTAL	2,935	1,251	573	1,111
	(1) ARMY	1,112	978	32	102
	(2) NAVY-MARINE CORPS	735	130	513	92
	(3) AIR FORCE	1,088	143	28	917
7.	BEDS OCCUPIED BY DEPENDENTS OF RETIRED AND DECEASED US MILITARY PERSONNEL - TOTAL	1,708	766	257	685
	(1) ARMY	669	495	44	130
	(2) NAVY-MARINE CORPS	365	92	175	98
	(3) AIR FORCE	674	179	38	457
8.	BEDS OCCUPIED BY DEPENDENTS OF OTHER UNIFORMED PERSONNEL (PHS,CG,NOAA) - TOTAL	49	13	17	19
9.	BEDS OCCUPIED BY ALL OTHER BENEFICIARIES - TOTAL	419	305	47	67

TABLE 1.3
 DEPARTMENT OF DEFENSE
 SELECTED DATA CONCERNING MEDICAL CARE
 PROVIDED AT FIXED MILITARY FACILITIES
 FOR QUARTER ENDING
 DECEMBER 1986

OPERATING BEDS - OUTSIDE UNITED STATES		DOD TOTAL	ARMY FACILITIES	NAVY FACILITIES	AIR FORCE FACILITIES
1.	NUMBER OF OPERATING BEDS - TOTAL	2,608	1,487	440	681
2.	NUMBER OF OPERATING BASSINETS - TOTAL	342	149	39	154
3.	NUMBER OF BEDS OCCUPIED (DAILY AVERAGE) - TOTAL	2,024	1,136	350	538
4.	BEDS OCCUPIED BY US ACTIVE DUTY UNIFORMED PERSONNEL - TOTAL	1,050	607	189	254
	A. MILITARY	1,049	607	188	254
	{1} ARMY	598	552	5	41
	{2} NAVY-MARINE CORPS	208	15	170	23
	{3} AIR FORCE	243	40	13	190
5.	B. OTHER UNIFORMED PERSONNEL (PHS, CG, NOAA) - TOTAL	1	0	1	0
	BEDS OCCUPIED BY RETIRED US UNIFORMED PERSONNEL - TOTAL	69	31	13	25
	A. RETIRED MILITARY	69	31	13	25
	{1} ARMY	34	23	3	8
	{2} NAVY-MARINE CORPS	18	3	9	6
	{3} AIR FORCE	17	5	1	11
	B. OTHER RETIRED UNIFORMED PERSONNEL (PHS, CG, NOAA) - TOTAL	0	0	0	0
6.	BEDS OCCUPIED BY DEPENDENTS OF US ACTIVE DUTY MILITARY PERSONNEL - TOTAL	762	413	122	227
	{1} ARMY	388	352	7	29
	{2} NAVY-MARINE CORPS	111	6	89	16
	{3} AIR FORCE	263	55	26	182
7.	BEDS OCCUPIED BY DEPENDENTS OF RETIRED AND DECEASED US MILITARY PERSONNEL - TOTAL	46	15	11	20
	{1} ARMY	20	10	4	6
	{2} NAVY-MARINE CORPS	12	2	5	5
	{3} AIR FORCE	14	3	2	9
8.	BEDS OCCUPIED BY DEPENDENTS OF OTHER UNIFORMED PERSONNEL (PHS, CG, NOAA) - TOTAL	1	0	1	0
9.	BEDS OCCUPIED BY ALL OTHER BENEFICIARIES - TOTAL	96	70	14	12

TABLE 2.1
DEPARTMENT OF DEFENSE
SELECTED DATA CONCERNING MEDICAL CARE
PROVIDED AT FIXED MILITARY FACILITIES
FOR QUARTER ENDING
DECEMBER 1986

ADMISSIONS - WORLDWIDE		DOD TOTAL	ARMY FACILITIES	NAVY FACILITIES	AIR FORCE FACILITIES
10.	NUMBER OF ADMISSIONS	- TOTAL	100,854	49,631	73,096
11.	ADMISSIONS OF US ACTIVE DUTY UNIFORMED PERSONNEL	- TOTAL	31,067	19,905	19,360
	A. MILITARY	- TOTAL	30,951	19,664	19,232
	(1) ARMY	29,501	27,403	573	1,525
	(2) NAVY-MARINE CORPS	21,104	1,594	18,386	1,124
	(3) AIR FORCE	19,242	1,954	18,705	16,583
12.	ADMISSIONS OF RETIRED US UNIFORMED PERSONNEL (PHS, CG, NOAA)	- TOTAL	485	241	128
	ADMISSIONS OF RETIRED US UNIFORMED PERSONNEL	- TOTAL	12,357	4,733	8,516
	A. ADMISSIONS OF RETIRED MILITARY	25,384	12,277	4,646	8,461
	(1) ARMY	10,790	8,414	774	1,602
	(2) NAVY-MARINE CORPS	5,784	1,361	3,227	1,196
	(3) AIR FORCE	8,810	2,502	645	5,663
	B. ADMISSIONS OF OTHER RETIRED UNIFORMED PERSONNEL (PHS, CG, NOAA)	- TOTAL	80	87	55
13.	ADMISSIONS OF DEPENDENTS OF US ACTIVE DUTY PERSONNEL (PHS, CG, NOAA)	- TOTAL	40,766	19,031	33,299
	A. ARMY	37,551	33,645	955	2,951
	B. NAVY-MARINE CORPS	22,301	3,023	16,798	2,480
	C. AIR FORCE	33,244	4,098	1,278	27,868
14.	ADMISSIONS OF DEPENDENTS OF RETIRED AND DECEASED US MILITARY PERSONNEL	- TOTAL	10,922	4,675	9,950
	A. ARMY	9,978	7,306	806	1,866
	B. NAVY-MARINE CORPS	5,943	1,282	3,200	1,461
	C. AIR FORCE	9,626	2,334	669	6,623
15.	ADMISSIONS OF DEPENDENTS OF OTHER UNIFORMED PERSONNEL (PHS, CG, NOAA)	- TOTAL	255	393	350
16.	ADMISSIONS OF ALL OTHER BENEFICIARIES	- TOTAL	5,487	894	1,621

**ADMISSIONS-PERCENT OF DOD TOTAL WORLDWIDE
QUARTER ENDING DECEMBER 31, 1986**

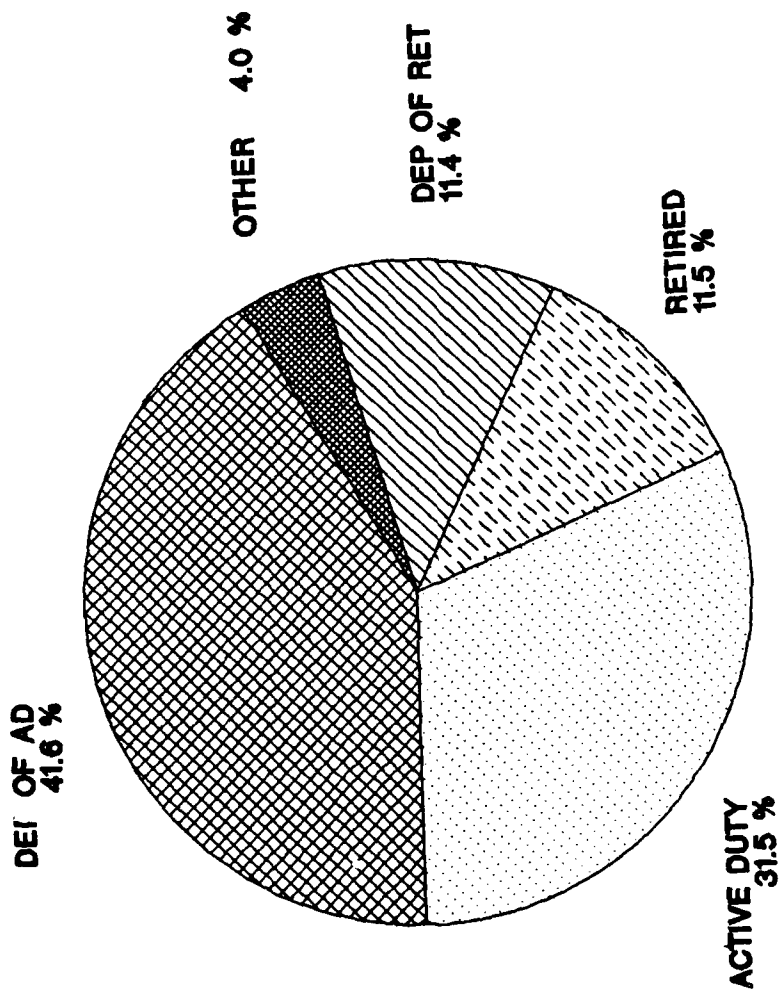


FIGURE 21

TABLE 2.2
DEPARTMENT OF DEFENSE
SELECTED DATA CONCERNING MEDICAL CARE
PROVIDED AT FIXED MILITARY FACILITIES
FOR QUARTER ENDING
DECEMBER 1986

ADMISSIONS - UNITED STATES		DOD TOTAL	ARMY FACILITIES	NAVY FACILITIES	AIR FORCE FACILITIES
10.	NUMBER OF ADMISSIONS	- TOTAL	81,536	42,257	62,766
11.	ADMISSIONS OF US ACTIVE DUTY UNIFORMED PERSONNEL	- TOTAL	23,396	16,809	15,347
	A. MILITARY	- TOTAL	23,282	16,597	15,222
	{1} ARMY	22,033	20,514	491	1,028
	{2} NAVY-MARINE CORPS	17,996	1,428	15,710	858
	{3} AIR FORCE	15,072	1,340	396	13,336
12.	ADMISSIONS OF OTHER UNIFORMED PERSONNEL (PHS, CG, NOAA)	- TOTAL	114	212	125
	ADMISSIONS OF RETIRED US UNIFORMED PERSONNEL	- TOTAL	11,982	4,524	8,276
	A. ADMISSIONS OF RETIRED MILITARY	24,564	11,904	4,438	8,222
	{1} ARMY	10,389	8,134	712	1,543
	{2} NAVY-MARINE CORPS	5,582	1,340	3,104	1,138
	{3} AIR FORCE	8,593	2,430	622	5,541
	B. ADMISSIONS OF OTHER RETIRED UNIFORMED PERSONNEL (PHS, CG, NOAA)	218	78	86	54
13.	ADMISSIONS OF DEPENDENTS OF US ACTIVE DUTY PERSONNEL (PHS, CG, NOAA)	- TOTAL	30,659	15,541	27,841
	A. ARMY	27,957	24,920	760	2,277
	B. NAVY-MARINE CORPS	19,397	2,927	14,228	2,242
	C. AIR FORCE	26,687	2,812	553	23,322
14.	ADMISSIONS OF DEPENDENTS OF RETIRED AND DECEASED US MILITARY PERSONNEL	- TOTAL	10,713	4,427	9,731
	A. ARMY	9,692	7,171	709	1,812
	B. NAVY-MARINE CORPS	5,749	1,256	3,083	1,410
	C. AIR FORCE	9,430	2,286	635	6,509
15.	ADMISSIONS OF DEPENDENTS OF OTHER UNIFORMED PERSONNEL (PHS, CG, NOAA)	- TOTAL	254	369	348
16.	ADMISSIONS OF ALL OTHER BENEFICIARIES	- TOTAL	4,532	587	1,223

TABLE 2.3
 DEPARTMENT OF DEFENSE
 SELECTED DATA CONCERNING MEDICAL CARE
 PROVIDED AT FIXED MILITARY FACILITIES
 FOR QUARTER ENDING
 DECEMBER 1986

	ADMISSIONS - OUTSIDE UNITED STATES	DOD TOTAL	ARMY FACILITIES	NAVY FACILITIES	AIR FORCE FACILITIES
10. NUMBER OF ADMISSIONS	- TOTAL	37,022	19,318	7,374	10,330
11. ADMISSIONS OF US ACTIVE DUTY UNIFORMED PERSONNEL	- TOTAL	14,780	7,671	3,096	4,013
A. MILITARY	- TOTAL	14,746	7,669	3,067	4,010
{1} ARMY		7,468	6,889	82	497
{2} NAVY-MARINE CORPS		3,108	166	2,676	266
{3} AIR FORCE		4,170	614	3,009	3,247
B. OTHER UNIFORMED PERSONNEL (PHS,CG,NOAA)	- TOTAL	34	2	29	3
12. ADMISSIONS OF RETIRED US UNIFORMED PERSONNEL	- TOTAL	824	375	209	240
A. ADMISSIONS OF RETIRED MILITARY		820	373	208	239
{1} ARMY		401	280	62	59
{2} NAVY-MARINE CORPS		202	21	123	58
{3} AIR FORCE		217	72	23	122
B. ADMISSIONS OF OTHER RETIRED UNIFORMED PERSONNEL (PHS,CG,NOAA)	- TOTAL	4	2	1	1
13. ADMISSIONS OF DEPENDENTS OF US ACTIVE DUTY PERSONNEL (PHS,CG,NOAA)	- TOTAL	19,055	10,107	3,490	5,458
A. ARMY		9,594	6,725	195	674
B. NAVY-MARINE CORPS		2,904	96	2,570	238
C. AIR FORCE		6,557	1,286	725	4,546
14. ADMISSIONS OF DEPENDENTS OF RETIRED AND DECEASED US MILITARY PERSONNEL	- TOTAL	676	209	248	219
A. ARMY		286	135	97	54
B. NAVY-MARINE CORPS		194	26	117	51
C. AIR FORCE		196	48	34	114
15. ADMISSIONS OF DEPENDENTS OF OTHER UNIFORMED PERSONNEL (PHS,CG,NOAA)	- TOTAL	27	1	24	2
16. ADMISSIONS OF ALL OTHER BENEFICIARIES	- TOTAL	1,660	955	307	398

TABLE 3.1
 DEPARTMENT OF DEFENSE
 SELECTED DATA CONCERNING MEDICAL CARE
 PROVIDED AT FIXED MILITARY FACILITIES
 FOR QUARTER ENDING
 DECEMBER 1986

	OUTPATIENT VISITS - WORLDWIDE	DOD TOTAL	ARMY FACILITIES	NAVY FACILITIES	AIR FORCE FACILITIES
17.	NUMBER OF OUTPATIENT VISITS	- TOTAL	4,865,526	2,654,642	3,910,387
18.	OUTPATIENT VISITS BY US ACTIVE DUTY UNIFORMED PERSONNEL	- TOTAL	1,943,642	1,299,743	1,284,000
	A. MILITARY	- TOTAL	1,939,068	1,281,876	1,280,089
	(1) ARMY	1,908,981	1,839,874	19,808	49,299
	(2) NAVY-MARINE CORPS	1,321,090	45,090	1,243,934	32,066
	(3) AIR FORCE	1,270,962	54,104	18,134	1,198,724
	B. OTHER UNIFORMED PERSONNEL (PHS,CG,NOAA)	- TOTAL	4,574	17,867	3,911
19.	OUTPATIENT VISITS BY RETIRED US UNIFORMED PERSONNEL	- TOTAL	457,432	161,446	402,430
20.	OUTPATIENT VISITS BY DEPENDENTS OF US ACTIVE DUTY UNIFORMED PERSONNEL	- TOTAL	1,630,973	714,450	1,516,523
	A. DEPENDENTS OF MILITARY PERSONNEL	- TOTAL	1,624,291	704,774	1,506,735
	(1) ARMY	1,536,780	1,420,588	28,166	88,026
	(2) NAVY-MARINE CORPS	802,695	89,087	649,479	64,129
	(3) AIR FORCE	1,496,325	114,616	27,129	1,354,580
	B. DEPENDENTS OF OTHER UNIFORMED PERSONNEL (PHS,CG,NOAA)	- TOTAL	6,682	9,676	9,788
21.	OUTPATIENT VISITS BY DEPENDENTS OF RETIRED AND DECEASED US UNIFORMED PERSONNEL	- TOTAL	519,374	187,424	578,172
22.	OUTPATIENT VISITS BY ALL OTHER BENEFICIARIES	- TOTAL	314,105	291,579	129,262
23.	NUMBER OF LIVE BIRTHS	- TOTAL	10,476	5,556	9,618

**OUTPATIENT VISITS-PERCENT OF WORLDWIDE TOTAL
QUARTER ENDING DECEMBER 31, 1986**

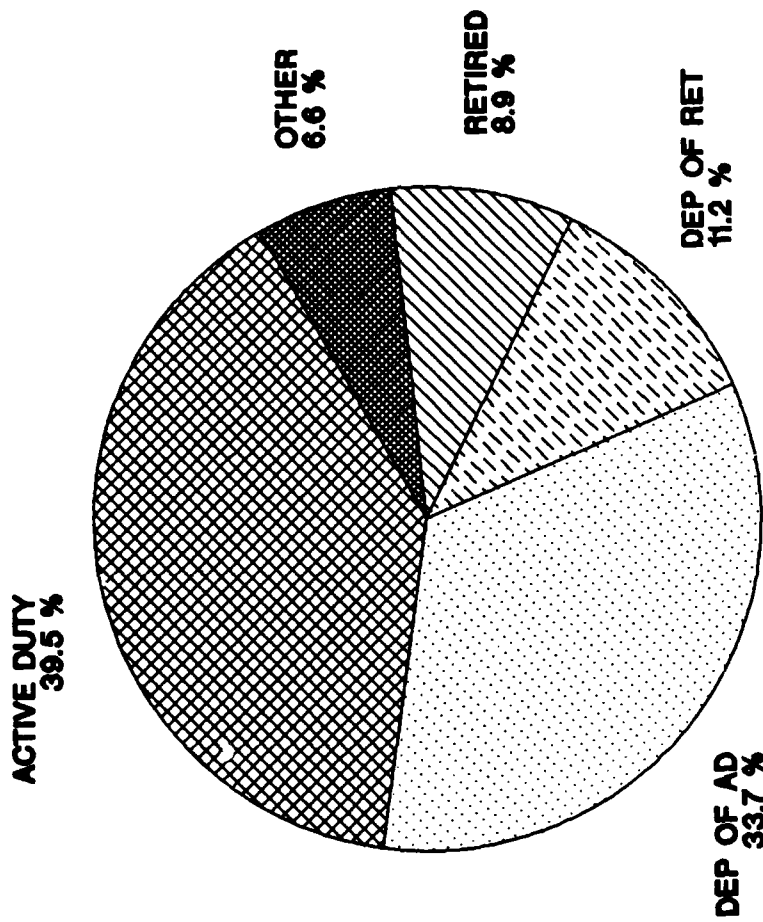


FIGURE 3.1

TABLE 3.2
DEPARTMENT OF DEFENSE
SELECTED DATA CONCERNING MEDICAL CARE
PROVIDED AT FIXED MILITARY FACILITIES
FOR QUARTER ENDING
DECEMBER 1986

OUTPATIENT VISITS - UNITED STATES		DOD TOTAL	ARMY FACILITIES	NAVY FACILITIES	AIR FORCE FACILITIES
17.	NUMBER OF OUTPATIENT VISITS	- TOTAL	3,838,402	2,332,296	3,316,994
18.	OUTPATIENT VISITS BY US ACTIVE DUTY UNIFORMED PERSONNEL	- TOTAL	1,420,771	1,137,234	1,018,698
	A. MILITARY	- TOTAL	1,416,208	1,120,042	1,014,959
	(1) ARMY	1,382,425	1,334,911	15,689	31,825
	(2) NAVY-MARINE CORPS	1,160,281	40,867	1,095,239	24,175
	(3) AIR FORCE	1,008,503	40,430	9,114	958,959
19.	OTHER UNIFORMED PERSONNEL (PHS,CG,NOAA)	- TOTAL	4,563	17,192	3,739
	OUTPATIENT VISITS BY RETIRED US UNIFORMED PERSONNEL	- TOTAL	442,907	152,882	393,879
20.	OUTPATIENT VISITS BY DEPENDENTS OF US ACTIVE DUTY UNIFORMED PERSONNEL	- TOTAL	1,200,008	600,295	1,231,088
	A. DEPENDENTS OF MILITARY PERSONNEL	- TOTAL	1,193,329	591,314	1,221,792
	(1) ARMY	1,104,507	1,018,496	22,088	63,923
	(2) NAVY-MARINE CORPS	698,801	85,242	555,003	58,556
	(3) AIR FORCE	1,203,127	89,591	14,223	1,099,313
	B. DEPENDENTS OF OTHER UNIFORMED PERSONNEL (PHS,CG,NOAA)	- TOTAL	6,679	8,981	9,296
21.	OUTPATIENT VISITS BY DEPENDENTS OF RETIRED AND DECEASED US UNIFORMED PERSONNEL	- TOTAL	510,482	176,615	569,524
22.	OUTPATIENT VISITS BY ALL OTHER BENEFICIARIES	- TOTAL	264,234	265,270	103,805
23.	NUMBER OF LIVE BIRTHS	- TOTAL	7,721	4,436	8,145

TABLE 3.3
DEPARTMENT OF DEFENSE
SELECTED DATA CONCERNING MEDICAL CARE
PROVIDED AT FIXED MILITARY FACILITIES
FOR QUARTER ENDING
DECEMBER 1986

		DOD TOTAL	ARMY FACILITIES	NAVY FACILITIES	AIR FORCE FACILITIES
17.	OUTPATIENT VISITS - OUTSIDE UNITED STATES - TOTAL	1,942,863	1,027,124	322,346	593,393
18.	OUTPATIENT VISITS BY US ACTIVE DUTY UNIFORMED PERSONNEL				
	- TOTAL	950,682	522,871	162,509	265,302
A.	MILITARY	949,824	522,860	161,834	265,130
	(1) ARMY	526,556	504,963	4,119	17,474
	(2) NAVY-MARINE CORPS	160,809	4,223	148,695	7,891
	(3) AIR FORCE	262,459	13,674	9,020	239,765
B.	OTHER UNIFORMED PERSONNEL (PHS,CG,NOAA)	858	11	675	172
19.	OUTPATIENT VISITS BY RETIRED US UNIFORMED PERSONNEL - TOTAL	31,640	14,525	8,564	8,551
20.	OUTPATIENT VISITS BY DEPENDENTS OF US ACTIVE DUTY UNIFORMED PERSONNEL				
	- TOTAL	830,555	430,965	114,155	285,435
A.	DEPENDENTS OF MILITARY PERSONNEL	829,365	430,962	113,460	284,943
	(1) ARMY	432,273	402,092	6,078	24,103
	(2) NAVY-MARINE CORPS	103,894	3,845	94,476	5,573
	(3) AIR FORCE	293,198	25,025	12,906	255,267
B.	DEPENDENTS OF OTHER UNIFORMED PERSONNEL (PHS,CG,NOAA)	1,190	3	695	492
21.	OUTPATIENT VISITS BY DEPENDENTS OF RETIRED AND DECEASED US UNIFORMED PERSONNEL	28,349	8,892	10,809	8,648
22.	OUTPATIENT VISITS BY ALL OTHER BENEFICIARIES	101,637	49,871	26,309	25,457
23.	NUMBER OF LIVE BIRTHS	5,348	2,755	1,120	1,473

GLOSSARY

Admission. An admission is the act of placing an individual under treatment or observation in a medical center or a hospital. The day of admission is the day on which the medical center or hospital makes a formal acceptance of the patient who is to be provided with room, board, and continuous nursing service in an area of the hospital where patients normally stay at least overnight. If both an admission and discharge occur on the same day, then that day is considered as a day of admission and shall be counted as one occupied bed day. The admission of a newborn is deemed to occur at time of birth.

Live Births. A live birth is the complete expulsion or extraction from its mother of a product of conception, irrespective of the duration of pregnancy which after such separation, breathes or shows any other evidence of life such as beating of the heart, pulsation of the umbilical cord, or definite movement of voluntary muscles, whether or not the umbilical cord has been cut, or the placenta is attached; each such product of such a birth is considered liveborn.

Occupied Bed. A bed assigned as of midnight to a patient, to include a patient on pass or liberty not in excess of 72 hours, and any bassinets assigned to a newborn infant whose mother has been discharged from the hospital. The definition excludes: any bed assigned to a patient subsisting out, on leave, or absent without leave, and any bed occupied by a transient patient.

Operating Bed. A bed that is currently set up and ready in all respects for the care of a patient. It must include supporting space, equipment and staff to operate under normal circumstances. Excluded are nursery bassinets and transient patients' beds.

Operating Bassinet. A bed designed for the care of an infant that is currently set up in the newborn nursery and ready in all respects for use. It must include support space, equipment and staff to operate under normal circumstances. Excluded are infant transporters.

Outpatient Visits. Visits made to each dispensary or separate, organized clinic of a fixed medical treatment facility for medical advice, examination, diagnosis, treatment, evaluation, consultation, or counseling, including visits by military patients who are excused from duty for medical reasons but who have not been admitted for inpatient care in a facility authorized beds for inpatient care and any visits made incident to complete physicals or flight physicals.



10. NUMB
11. ADMI
A.

B.
12. ADMI
A.

B.
13. ADM
PER
A.
B.
C.

14. ADM
US
A.
B.
C.

15. ADM
PER
16. ADI