

AD-A178 736

EDUCATIONAL AND NONPROFIT INSTITUTIONS RECEIVING PRIME
CONTRACT AWARDS FOR RDT&E FISCAL YEAR 1986(U)
WASHINGTON HEADQUARTERS SERVICES (DOD) DC DIRECTORATE


1/1


UNCLASSIFIED

FOR INF . . . 1986 DIOR/P04-86.

F/B 15/5

NL





12

P04

DTIC FILE COPY

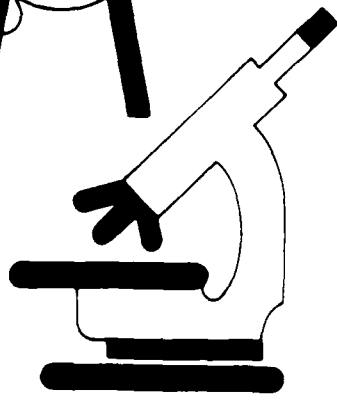

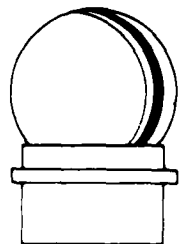

EDUCATIONAL AND NONPROFIT INSTITUTIONS RECEIVING PRIME CONTRACT AWARDS FOR RDT&E

Fiscal Year 1986



AD-A178 736

OSD
SECRETARY OF DEFENSE
OFFICE OF MANAGEMENT AND PROGRAMS



DTIC
ELECTE
APR 09 1987
S D D

DISTRIBUTION STATEMENT
Approved for public release
Distribution unlimited



EDUCATIONAL AND NONPROFIT INSTITUTIONS RECEIVING PRIME CONTRACT AWARDS FOR RESEARCH, DEVELOPMENT, TEST, AND EVALUATION

Fiscal Year 1986

**Department of Defense
Washington Headquarters Services
Directorate for Information
Operations and Reports**

~~For sale by the Superintendent of Documents, U.S. Government Printing Office, Washington, D.C. 20402~~
DTIC/NTIS identification number for this publication is DIOR/P04-86/01.

FOREWORD

Educational and Nonprofit Institutions Receiving Prime Contract Awards for Research, Development, Test, and Evaluation is published annually.

This report provides information on Department of Defense prime contract awards to educational and nonprofit institutions for research, development, test, and evaluation (RDT&E). These data are shown in three sections, organized by awards to:

1. Educational and nonprofit institutions within the United States;
2. U.S. government agencies; and
3. Foreign institutions and government agencies.



Accession For	
NTIS CRA&I	<input checked="" type="checkbox"/>
DTIC TAB	<input type="checkbox"/>
Unannounced	<input type="checkbox"/>
Justification	
By	
Distribution /	
Availability Codes	
Dist	Avail and/or Special
A-1	

TABLE OF CONTENTS

Introduction 1

Tables:

*Table 1. Educational and Other Nonprofit Institutions
in the United States Receiving DOD Prime Contracts
Over \$25,000 for RDT&E Work* 3

*Table 2. U.S. Government Agencies Receiving DOD
Prime Contract Awards Over \$25,000 for RDT&E
Work* 13

*Table 3. Foreign Institutions and Government
Agencies Receiving DOD Prime Contract Awards
Over \$25,000 for RDT&E Work* 15

INTRODUCTION

This report presents data on Department of Defense (DOD) prime contract awards over \$25,000 for research, development, test, and evaluation (RDT&E) made to educational and nonprofit institutions during Fiscal Year (FY) 1986. These data are presented in three tables, each of which lists contractors alphabetically and gives the net value of all awards to the contractor as well as the value of the awards to each of the contractor's locations, where applicable. Table 1 covers awards to educational and other nonprofit institutions in the United States, Table 2 covers awards to U.S. government agencies, and data on awards to foreign institutions and government agencies are provided in Table 3.

NOTES ON COVERAGE

The dollar amounts shown here include prime contract awards over \$25,000 for RDT&E work only and only that awarded to nonprofit, educational, and government institutions. Data on awards for other services, such as training, and on any supplies furnished by the contractor in support of research being done, are excluded. Contract awards for civil functions are included in these data. Civil functions encompass planning, programming, designing, constructing, and operating Federal water resource projects for navigation, flood control, hydroelectric power production, water supply, and other related activities.

The locations shown in the tables are those reported as where the work was to be performed. Normally, this is a facility of the institution awarded the contract. However, if the work was scheduled to be performed at a Defense facility, such as an Air Force base, the location shown may be that of the Defense facility rather than the institution.

DATA RELATING TO COMPANIES IN THIS PUBLICATION ARE SUBJECT TO THE ACCURACY OF THE DUN & BRADSTREET CORPORATION'S DATA UNIVERSAL NUMBERING SYSTEM AND ITS ABILITY TO DESCRIBE RELATIONSHIPS OF COMPANIES.

HIGHLIGHTS

The following table shows the number of institutions receiving RDT&E contracts and the net value of the awards, by type of institution, for FY 1986 and FY 1985.

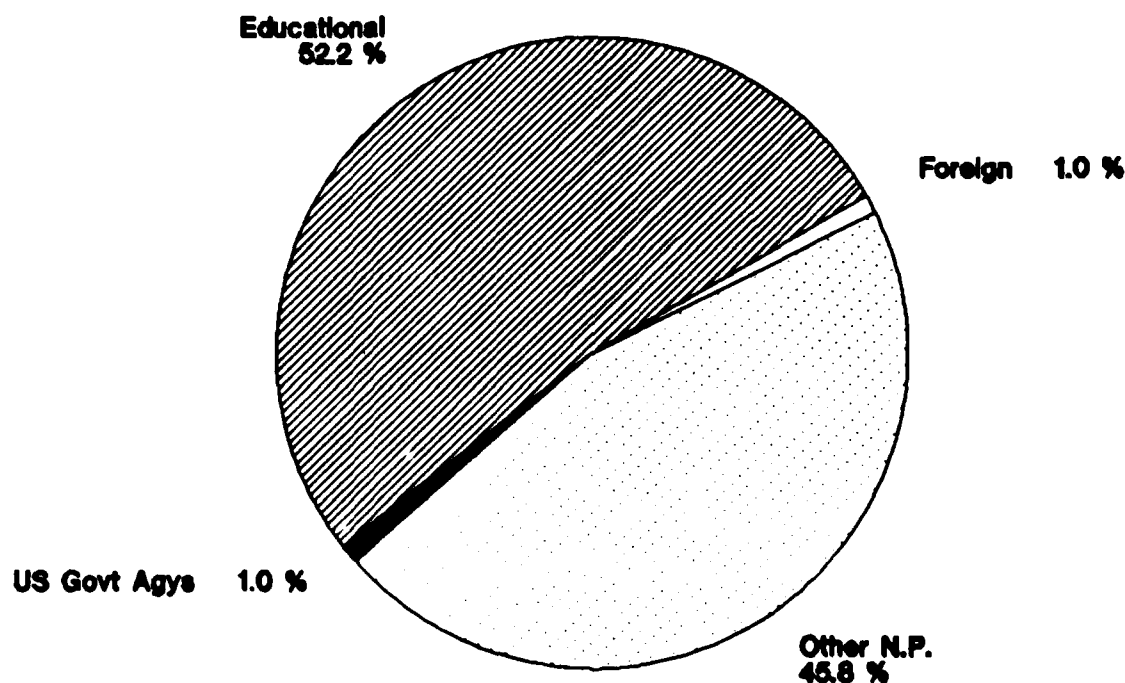
TYPE OF INSTITUTION	FISCAL YEAR			
	1986		1985	
	NUMBER	AMOUNT*	NUMBER	AMOUNT*
TOTAL	366	\$2,712	413	\$2,562
U.S. INSTITUTIONS - TOTAL	310	2,659	324	2,477
Educational	228	1,416	242	1,289
Other Nonprofit	82	1,243	82	1,188
U.S. GOVERNMENT AGENCIES	8	26	13	21
FOREIGN INSTITUTIONS AND GOVERNMENT AGENCIES	48	27	76	64

*Amounts in millions.

In FY 1986, educational and nonprofit institutions received DOD prime contract awards over \$25,000 for RDT&E totaling \$2,712 million compared to \$2,562 in FY 1985. This represents an increase of \$150 million or 5.9 percent. Awards to U.S. institutions increased from \$2,477 million in FY 1985 to \$2,659 million in FY 1986, an increase of 7.3 percent and awards to U.S. government agencies increased from \$21 million in FY 1985 to \$26 million in FY 1986 or 23.8 percent. The awards to Foreign institutions shows a decisive drop from \$64 million to \$27 million. However, this represents a change in reporting procedures more than a drop in expenditures with foreign nonprofit and educational institutions.

The following chart presents the percentage of dollar amounts for the various types of contractors receiving RDT&E awards for FY 1986:

Educational and Nonprofit Institutions—RDT&E Fiscal Year 1986



Total Dollars Awarded \$2,712 (million)

**Table 1. Educational and Other Nonprofit Institutions
in the United States Receiving DOD Prime Contracts
Over \$25,000 for RDT&E Work: FY 1986**

Name of Contractor Location of Work	Thousands of Dollars	Name of Contractor Location of Work	Thousands of Dollars
ACADEMY OF APPLIED SCIENCE INC Concord N.H.	254 254	BATTELLE MEMORIAL INSTITUTE Tucson Arizona	37
AEROSPACE CORPORATION THE El Segundo California	301,781 301,781	Redfield Arkansas	737
AGOURON INSTITUTE Placentia California	425 425	Berkeley California	151
ALABAMA A & M UNIVERSITY Normal Alabama	50 50	Los Angeles California	458
ALBANY MEDICAL CENTER HOSPITAL Albany New York	270 270	Menlo Park California	87
AMERICAN COLLEGE TESTG PROGRM Iowa City Iowa	143 143	Monterey California	30
AMERICAN DENTAL ASSOCIATION Chicago Illinois	35 35	Palo Alto California	73
AMERICAN FNDTN BIOLOGCL RSRCH Rockville Maryland	356 356	Pasadena California	58
AMERICAN INST BIO SCIENCE Washington D.C.	597 597	Riverside California	28
AMERICAN RED CROSS DC CHAPTER Washington D.C.	200 200	San Diego California	191
AMERICAN SOC FOR ENGRG EDUCIN Washington D.C.	2,156 2,156	San Mateo California	36
AMERICAN UNIVERSITY THE Washington D.C.	63 63	Santa Monica California	72
AMERION INST RESRCH BHVR SCNCS Palo Alto California	371 371	Thousand Oaks California	45
AMHERST COLLEGE Amherst Mass	133 133	Fort Collins Colorado	180
ANALYTIC SERVICES INC Arlington Virginia	17,009 17,009	Monroe Conn	36
ARCTIC INSTITUTE Washington D.C.	33 33	New Haven Conn	28
ARGONNE NATIONAL LAB Washington D.C. Argonne Illinois	419 99 320	Washington D.C.	78
ARIZONA STATE UNIVERSITY Tempe Arizona	2,466 2,466	Gainesville Florida	28
ART INTLG RES INST TEXAS INC Austin Texas	37 37	Holly Hill Florida	50
ATLANTA UNIVERSITY Atlanta Georgia	500 500	Melbourne Florida	37
AUBURN UNIVERSITY Auburn Alabama	4,815 4,815	Orlando Florida	81
BATTELLE MEMORIAL INSTITUTE Birmingham Alabama	35,867 64	Oviedo Florida	31
Huntsville Alabama	333	Tampa Florida	27
Redstone Arsen Alabama	31	Temple Terrace Florida	59
Chandler Arizona	26	Atlanta Georgia	73
Tempe Arizona	28	Marietta Georgia	29
		Carbondale Illinois	36
		Champaign Illinois	99
		Chicago Illinois	87
		East Moline Illinois	32
		Urbana Illinois	57
		West Lafayette Indiana	28
		Iowa City Iowa	35
		New Orleans Louisiana	64
		Annapolis Maryland	44
		Baltimore Maryland	87
		Bethesda Maryland	174
		Greenbelt Maryland	51
		Harwood Maryland	61
		Rockville Maryland	184
		Amherst Mass	179
		Andover Mass	71
		Boston Mass	45
		Cambridge Mass	174
		Lowell Mass	45
		Newton Mass	34
		Wilmington Mass	45
		Eden Prairie Minnesota	90
		Minneapolis Minnesota	38
		St. Paul Minnesota	32
		Kansas City Missouri	60
		Durham N Carolina	51
		Raleigh N Carolina	142
		Research Trian N Carolina	451
		Naehua N.H.	38
		Cranbury New Jersey	36
		Monmouth Junct New Jersey	75
		Morristown New Jersey	36
		Ridgefield New Jersey	34
		Shrewsbury New Jersey	36
		Albuquerque New Mexico	66
		Melville New York	59
		New York New York	103
		Port Jefferson New York	49
		Potsdam New York	26
		Rochester New York	26
		Rome New York	39
		Troy New York	41
		Upton New York	27

- = MINUS AMOUNT (CANCELLATIONS EXCEED NEW AWARDS)

**Table 1. Educational and Other Nonprofit Institutions
in the United States Receiving DOD Prime Contracts
Over \$25,000 for RDT&E Work: FY 1986**

Name of Contractor Location of Work	Thousands of Dollars	Name of Contractor Location of Work	Thousands of Dollars
BATTELLE MEMORIAL INSTITUTE		BRIGHAM & WOMENS HOSPITAL	
Cleveland Ohio	69	Boston Mass	291
Columbus Ohio	26,352		
Dayton Ohio	67	BRIGHAM YOUNG UNIVERSITY	3,712
Lancaster Ohio	31	Washington D.C.	2,135
Marysville Ohio	28	Columbia Maryland	667
Tulsa Oklahoma	43	Briarcliff Man New York	103
Eugene Oregon	39	Provo Utah	807
Bethlehem Penn	124		
Butler Penn	43	BROWN UNIVERSITY	6,125
King of Prussi Penn	313	Pasadena California	130
Lancaster Penn	46	Hanover Penn	50
Philadelphia Penn	85	Providence Rhode Isl	5,945
Pittsburgh Penn	53		
Cleason S Carolina	26	CALIFORNIA INST TECHNOLOGY	9,833
Cleason Univer S Carolina	38	Pasadena California	9,833
Tullahoma Tennessee	72		
Austin Texas	186	CALIFORNIA STATE UNIVERSITY	1,932
Dallas Texas	41	Hayward California	46
Denton Texas	102	Long Beach California	1,760
Pampa Texas	25	Sacramento California	126
San Antonio Texas	80		
Salt Lake City Utah	76	CARNEGIE MELLON UNIVERSITY	35,594
Alexandria Virginia	152	Pittsburgh Penn	35,594
Arlington Virginia	377		
Blacksburg Virginia	44	CASE WESTERN RESERVE UNIV	3,663
Catharpin Virginia	26	Cleveland Ohio	3,663
Edinburg Virginia	60		
Fairfax Virginia	46	CATHOLIC UNIVERSITY OF AMER	1,641
McLean Virginia	135	Washington D.C.	1,641
Springfield Virginia	40		
Triangle Virginia	28	CENTRAL BLOOD BANK PITTSBURGH	98
Vienna Virginia	73	Pittsburgh Penn	98
Pullman Washington	34		
Richland Washington	431	CENTRAL STATE UNIVERSITY OKLA	90
Seattle Washington	73	Edmond Oklahoma	90
BAYLOR UNIVERSITY	1,124	CHICAGO MEDICAL SCHOOL	152
Dallas Texas	599	Chicago Illinois	152
Houston Texas	525		
		CITADEL THE	46
BIG BEND COMMUNITY COLLEGE	62	Charleston S Carolina	46
GERMAN FRG	62		
		CITY OF HOPE	53
BIGELOW LAB FOR OCEAN SCIENCS	166	Duarte California	53
BoothbayHarbor Maine	166		
		CITY UNIVERSITY OF NEW YORK	926
BLACK HAWK COLLEGE	34	New York New York	926
Rock Island Illinois	34		
		CLARK UNIVERSITY	44
BLOOD CENTER SOUTHEASTERN WI	70	Worcester Mass	44
Milwaukee Wisconsin	70		
		CLARKSON UNIVERSITY	1,067
BOSTON COLLEGE	1,377	Detroit Michigan	43
Bedford Mass	299	Potsdam New York	1,024
L. G. Hanscom Mass	323		
Newton Mass	755	CLEMSON UNIVERSITY	1,565
		Cleason S Carolina	1,116
BOSTON UNIVERSITY	4,804	Cleason Univer S Carolina	449
Boston Mass	4,664		
L. G. Hanscom Mass	140	COLLEGE OF LAKE COUNTY	89
		Highland Park Illinois	89
BRANDEIS UNIVERSITY	174		
Waltham Mass	174	COLORADO SCHOOL OF MINES	966
		Golden Colorado	966

- = MINUS AMOUNT (CANCELLATIONS EXCEED NEW AWARDS)

**Table 1. Educational and Other Nonprofit Institutions
In the United States Receiving DOD Prime Contracts
Over \$25,000 for RDT&E Work: FY 1986**

Name of Contractor Location of Work	Thousands of Dollars	Name of Contractor Location of Work	Thousands of Dollars
COLORADO STATE UNIVERSITY Fort Collins Colorado	2,770 2,770	FLORIDA AGRIC & MACH UNIV Tallahassee Florida	75 75
COLUMBIA UNIVERSITY Sharon Mass New York New York Palisades New York	10,387 48 7,272 3,067	FLORIDA ATLANTIC UNIVERSITY Boca Raton Florida	99 99
COMMUNITY COLLEGE OF ALLEGHENY Pittsburgh Penn	57 57	FLORIDA INTERNATIONAL UNIV Miami Florida	129 129
CONSORTIUM UNVRSTS WSHGIN Washington D.C.	70 70	FLORIDA STATE UNIVERSITY Tallahassee Florida	1,722 1,722
COORDINATING RESEARCH COUNCIL Atlanta Georgia	170 170	FOX CHASE CANCER CENTER Philadelphia Penn	100 100
CORNELL UNIVERSITY Ithaca New York Ithaca College New York New York New York Utica New York	9,476 8,457 52 902 65	FRANKLIN INSTITUTE THE Philadelphia Penn	501 501
DARTMOUTH COLLEGE Hanover N.H.	2,006 2,006	FRED HUTCHINSON CANCER CENTER Seattle Washington	275 275
DRAPER CHARLES STARK LAB Cambridge Mass	237,515 237,515	GENERAL HOSPITAL CORPORATION Boston Mass	8,169 8,169
DREXEL UNIVERSITY Philadelphia Penn	1,646 1,646	GEORGE MASON UNIVERSITY Fairfax Virginia	184 184
DUKE UNIVERSITY Durham N Carolina	2,232 2,232	GEORGE WASHINGTON UNIVERSITY Washington D.C.	789 789
E E G SYSTEMS LABORATORY INC San Francisco California	147 147	GEORGETOWN UNIVERSITY Washington D.C.	1,624 1,624
EAST CAROLINA UNIVERSITY Greenville N Carolina	245 245	GEORGIA INSTITUTE TECHNOLOGY Downey California Atlanta Georgia Baltimore Maryland Boston Mass Poughkeepsie New York Columbus Ohio San Antonio Texas Salt Lake City Utah	34,096 45 33,598 29 100 40 80 175 29
EASTERN VA MED AUTHORITY Norfolk Virginia	94 94	GEORGIA STATE UNIVERSITY Atlanta Georgia	43 43
EASTERN WASHINGTON UNIVERSITY Cheney Washington	43 43	GORGAS MEMORIAL INSTITUTE Washington D.C.	30 30
EDUCATIONAL TESTING SERVICE Princeton New Jersey	345 345	HAHNEMANN UNIVERSITY Philadelphia Penn	160 160
EINSTEIN ALBERT MEDICAL CTR Philadelphia Penn	221 221	HAMPTON UNIVERSITY Hampton Virginia	59 59
EMMANUEL COLLEGE Boston Mass	1,493 1,493	HARBOR BRANCH FOUNDATION INC Fort Pierce Florida	181 181
EMORY UNIVERSITY Atlanta Georgia Emory Universi Georgia	480 426 54	HARVARD UNIVERSITY Cambridge Mass	8,044 8,044
ENVIRONMENTAL RSRCH INSTIE MI Ann Arbor Michigan	10,394 10,394	HASKINS LABORATORIES INC New Haven Conn	96 96
EYE RESEARCH INST RETINA FNDTN Boston Mass	215 215	HEALTH RESEARCH INC Albany New York	143 143

- = MINUS AMOUNT (CANCELLATIONS EXCEED NEW AWARDS)

**Table 1. Educational and Other Nonprofit Institutions
in the United States Receiving DOD Prime Contracts
Over \$25,000 for RDT&E Work: FY 1986**

Name of Contractor Location of Work	Thousands of Dollars	Name of Contractor Location of Work	Thousands of Dollars
HELICON FOUNDATION THE San Diego California	171 171	LA JOLLA INSTITUTE Placentia California San Diego California	299 79 220
HOWARD UNIVERSITY Washington D.C.	421 421	LAURENCE LIVERMORE LABORATORY Berkeley California Oakland California Santa Barbara California	6,026 5,302 288 136
HUDSON INSTITUTE INC Indianapolis Indiana Croton-on-Huds New York	23,333 206 23,127	LEHIGH UNIVERSITY Bethlehem Penn	2,178 2,178
HUMAN RESOURCES RES ORGANIZIN Alexandria Virginia Arlington Virginia	3,461 2,019 1,442	LINCOLN UNIVERSITY Lincoln Univer Penn	119 119
HUNTER COLLEGE OF NEW YORK New York New York	44 44	LOGISTICS MANAGEMENT INST Bethesda Maryland	13,136 13,136
I I T RESEARCH INSTITUTE Chicago Illinois Lanham Maryland Rome New York	55,584 54,877 581 126	LOMA LINDA UNIVERSITY Loma Linda California	70 70
INDIANA STATE UNIVERSITY Terre Haute Indiana	50 50	LOUISIANA STATE UNIVERSITY Baton Rouge Louisiana New Orleans Louisiana	2,678 1,273 1,405
INSTITUTE APPLIED PHYSIOL/MED Seattle Washington	61 61	LOUISIANA TECH UNIVERSITY Ruston Louisiana	68 68
INSTITUTE FOR ADV STDY Princeton New Jersey	75 75	LOWELL OBSERVATORY Flagstaff Arizona	36 36
INS. TUTE FOR DEF ANALYSES Alexandria Virginia	57,438 57,438	LOYOLA UNIVERSITY OF CHICAGO Maywood Illinois	44 44
INSTITUTE FOR MEDICAL RES San Jose California	85 85	MAHARISHI INTERNATIONAL UNIV Fairfield Iowa	40 40
INSTITUTE FOREIGN PCLY ANLYS Cambridge Mass	150 150	MASSACHUSETTS INST TECHNOLOGY Washington D.C. Cambridge Mass Lexington Mass	363,925 120 41,498 322,307
INSTITUTE OF GAS TECHNOLOGY Chicago Illinois	301 301	MAYO FOUNDATION Rochester Michigan Rochester Minnesota	3,028 75 2,953
IOWA STATE U OF SCIENCE/TECHNL Aaes Iowa	410 410	MEDICAL COLLEGE OF GEORGIA Augusta Georgia	701 701
JACKSON STATE UNIVERSITY Jackson Miss	65 65	MEDICAL COLLEGE OF PA Philadelphia Penn	347 347
JERSEY CITY STATE COLLEGE Jersey City New Jersey	105 105	MEDICAL COLLEGE OF WISCONSIN Milwaukee Wisconsin	53 53
JOHNS HOPKINS UNIVERSITY Baltimore Maryland Laurel Maryland	316,831 3,254 313,577	MEDICAL COLLEGE OHIO AT TOLEDO Toledo Ohio	361 361
KANSAS STATE UNIVERSITY Manhattan Kansas	591 591	MEMHARRY MEDICAL COLLEGE Nashville Tennessee	135 135
KENT STATE UNIVERSITY Kent Ohio	129 129	MENTAL RESEARCH INSTITUTE Palo Alto California	90 90
KESTREL INSTITUTE Los Altos California Palo Alto California Palo Cedro California	1,583 363 1,032 188	MICHIGAN STATE UNIVERSITY East Lansing Michigan Lansing Michigan	1,443 1,273 170

- = MINUS AMOUNT (CANCELLATIONS EXCEED NEW AWARDS)

**Table 1. Educational and Other Nonprofit Institutions
in the United States Receiving DOD Prime Contracts
Over \$25,000 for RDT&E Work: FY 1986**

Name of Contractor Location of Work	Thousands of Dollars	Name of Contractor Location of Work	Thousands of Dollars
MICHIGAN TECHNOLOGICAL UNIV Houghton Michigan	1,450 1,450	NEW YORK INSTITUTE TECHNOLOGY Old Westbury New York	120 120
MICROELECTRONICS CTR OF NC Research Triang N Carolina	229 229	NEW YORK UNIVERSITY New York New York	2,960 2,960
MIDWEST BIOLASER INSTITUTE Chicago Illinois	500 500	NEW YORK ZOOLOGICAL SOCIETY New York New York	94 94
MISSISSIPPI STATE UNIVERSITY Clinton Miss State College Miss	787 39 748	NORTH CAROLINA AGR TECH STATE Greensboro N Carolina	57 57
MITRE CORPORATION THE Bedford Mass McLean Virginia	306,593 302,213 4,380	NORTH CAROLINA BIOTECHNOLOG Research Triang N Carolina	225 225
MONTANA STATE UNIVERSITY Bozeman Montana	206 206	NORTH CAROLINA STATE UNIV Greensboro N Carolina Raleigh N Carolina	4,792 518 4,274
MORGAN STATE UNIVERSITY Baltimore Maryland	574 574	NORTH DAKOTA STATE UNIVERSITY Fargo N Dakota	58 58
MOUNT SINAI SCHOOL New York New York	157 157	NORTH TEXAS STATE UNIVERSITY Denton Texas	679 679
MOUNT WASHINGTON OBSERVATORY Gorham N.H.	30 30	NORTHEASTERN OHIO UNIVERSITIES Rootstown Ohio	90 90
NATIONAL ACADEMY OF SCIENCES San Diego California Washington D.C.	7,079 50 7,029	NORTHEASTERN UNIVERSITY Boston Mass	2,280 2,280
NATIONAL COUNCIL ON RADIATION Bethesda Maryland	50 50	NORTHROP UNIVERSITY Los Angeles California	52 52
NATIONAL INST FOR PUB POLICY Fairfax Virginia	40 40	NORTHWESTERN UNIVERSITY Chicago Illinois Evanston Illinois	2,934 50 2,884
NATIONAL OPINION RESEARCH CTR Chicago Illinois	170 170	NOVA UNIVERSITY INC Dania Florida Melbourne Beac Florida	161 90 71
NATIONAL TECHNOLOGICAL UNIV Fort Collins Colorado	200 200	OAKLAND UNIVERSITY Rochester Michigan	440 440
NATIONAL WATER WELL ASSOC Dublin Ohio	32 32	OHIO STATE UNIVERSITY THE Atlanta Georgia Columbus Ohio Urbancrest Ohio	4,106 425 3,564 117
NEW ENGLAND MED CTR HOSPITALS Boston Mass	136 136	OHIO UNIVERSITY Athens Ohio	65 65
NEW HAMPSHIRE UNIVERSITY SYS Durham N.H.	478 478	OKLAHOMA MED RES FOUNDATION Oklahoma City Oklahoma	140 140
NEW JERSEY INST TECHNOLOGY Newark New Jersey	205 205	OKLAHOMA STATE UNIV Eglin Air Forc Florida Stillwater Oklahoma	2,977 1,918 1,059
NEW MEX INST OF MIN & TECH Socorro New Mexico	3,358 3,358	OLD DOMINION UNIV RES FOUNDTN Waltham Mass Norfolk Virginia	499 59 440
NEW MEXICO STATE UNIVERSITY Las Cruces New Mexico White Sands Ms New Mexico	18,367 2,924 15,443	OREGON GRADUATE CENTER Beaverton Oregon	227 227

- = MINUS AMOUNT (CANCELLATIONS EXCEED NEW AWARDS)

**Table 1. Educational and Other Nonprofit Institutions
In the United States Receiving DOD Prime Contracts
Over \$25,000 for RDT&E Work: FY 1986**

Name of Contractor Location of Work	Thousands of Dollars	Name of Contractor Location of Work	Thousands of Dollars
OREGON HEALTH SCIENCES UNIV Portland Oregon	545 545	RESEARCH TRIANGLE INSTITUTE Cocoa Beach Florida Research Trian N Carolina Triangle N Carolina	6,817 343 5,549 925
OREGON STATE UNIVERSITY Corvallis Oregon	4,628 4,628	RETINA FOUNDATION Boston Mass	33 33
PALISADES INST FOR RES SVS New York New York Wright Pattere Ohio	1,192 1,047 145	RICE UNIVERSITY Houston Texas	1,024 1,024
PENNSYLVANIA HOSPITAL Philadelphia Penn	68 68	RIVERSIDE RESEARCH INSTIUTE Huntsville Alabama Bedford Mass New York New York	18,022 72 744 17,206
PENNSYLVANIA STATE UNIVERSITY Penn State Col Penn State College Penn Upland Penn Fort Belvoir Virginia	37,886 478 37,282 92 34	ROCHESTER INST TECHNOLOGY Rochester New York	211 211
PHYSICAL SCIENCE LABS Las Cruces New Mexico	35 35	ROCKEFELLER UNIVERSITY INC THE New York New York	299 299
PIERCE JOHN B FOUNDATION LAB New Haven Conn	130 130	RUSH-PRESBYTRN MED CEN Chicago Illinois	124 124
POLYTECHNIC INSTITUTE OF NY Farmingdale New York New York New York	3,502 848 2,654	RUTGERS THE STATE UNIVERSITY New Brunswick New Jersey Parsippany New Jersey Piscataway New Jersey Piscatawaytown New Jersey	1,156 737 50 310 59
PORTLAND STATE UNIVERSITY Portland Oregon	67 67	SALK INSTITUTE FOR BLGCL STDS San Diego California Swiftwater Penn	5,856 639 5,217
PRINCETON UNIVERSITY Monmouth Junct New Jersey Princeton New Jersey	7,490 300 7,190	SAN DIEGO STATE UNIVERSITY San Diego California	1,424 1,424
PUBLISHING HOUSE OF ASEEDL Pacific Grove California	83 83	SAN JOSE STATE UNIVERSITY San Jose California	609 609
PUGET SOUND BLOOD CTR PROGRAM Seattle Washington	82 82	SANDIA CORPORATION Livermore California	100 100
PURDUE UNIVERSITY Lafayette Indiana Purdue Univers Indiana West Lafayette Indiana	5,743 2,148 350 3,245	SCRIPPS CLINIC RES FOUNDATION Placentia California San Diego California	411 174 237
RAND CORPORATION THE Los Angeles California Santa Monica California	39,832 16,071 23,761	SCRIPPS INST OF OCEANOGRAPHY Placentia California San Diego California	28,981 24,889 4,092
REGIS COLLEGE Weston Mass	387 387	SKIDAWAY INSTITUTE Savannah Georgia	40 40
RENSIS-LIKERT ASSOC Ann Arbor Michigan	144 144	SLOAN-KETERING INSTITUTE New York New York	430 430
RENSSELAER POLYTECHNIC INST Rensselaer New York Troy New York Watervliet New York	4,941 31 4,819 91	SMALL BUS HIGH TECHNOLOGY INST Phoenix Arizona	460 460
RESEARCH INSTITUTE OF COLO Fort Collins Colorado	0 0	SOCIETY OF AUTO TECH ENGINEERS Warrendale Penn	100 100
		SOUTHEASTERN MASS UNIVERSITY North Dartmout Mass	28 28

- = MINUS AMOUNT (CANCELLATIONS EXCEED NEW AWARDS)

**Table 1. Educational and Other Nonprofit Institutions
in the United States Receiving DOD Prime Contracts
Over \$25,000 for RDT&E Work: FY 1986**

Name of Contractor Location of Work	Thousands of Dollars	Name of Contractor Location of Work	Thousands of Dollars
SOUTHEASTN CTR ELECTR ENG ED	4,549	TEXAS A & M UNIVERSITY SYSTEM	5,264
Ebb Florida	142	Tempe Arizona	75
Miramar Beach Florida	328	Arlington Texas	800
Saint Cloud Florida	3,841	College Statio Texas	4,144
San Antonio Texas	210	Fort Worth Texas	66
Blacksburg Virginia	28	San Antonio Texas	179
SOUTHERN ILLINOIS UNIVERSITY	318	TEXAS CHRISTIAN UNIVERSITY	174
Carbondale Illinois	318	College Statio Texas	85
SOUTHERN METHODIST UNIVERSITY	3,182	Fort Worth Texas	89
Dallas Texas	3,182	TEXAS TECH UNIVERSITY	1,411
SOUTHERN RESEARCH INSTITUTE	6,759	Lubbock Texas	1,411
Birmingham Alabama	6,759	THOMAS JEFFERSON UNIVERSITY	825
SOUTHWEST FOUNDATION	327	Philadelphia Penn	825
San Antonio Texas	327	TUFTS UNIVERSITY	529
SOUTHWEST RESEARCH INSTITUTE	11,139	Boston Mass	317
Austin Texas	163	Medford Mass	212
Dallas Texas	161	TUSKEGEE UNIVERSITY	582
San Antonio Texas	10,695	Tuskegee Alabama	582
San Diego Texas	120	UNION COLLEGE	65 -
SRI INTERNATIONAL	54,433	Albany New York	65 -
Birmingham Alabama	178	UNIV OF DISTRICT OF COLUMBIA	111
Menlo Park California	54,117	Washington D.C.	111
San Diego California	138	UNIVERSITY OF AKRON THE	340
ST JOSEPHS UNIVERSITY	140	Akron Ohio	340
Philadelphia Penn	140	UNIVERSITY OF ALABAMA	1,791
ST LOUIS UNIVERSITY	225	Birmingham Alabama	689
St. Louis Missouri	225	Huntsville Alabama	1,031
STANFORD LELAND JR UNIVERSITY	37,720	Tuskegee Alabama	71
Los Angeles California	4,705	UNIVERSITY OF ALASKA	414
Palo Alto California	207	Fairbanks Alaska	414
South San Jose California	100	UNIVERSITY OF ARIZONA	4,372
Stanford California	25,153	Tucson Arizona	4,372
Stanford Unive California	7,555	UNIVERSITY OF ARKANSAS	193
STANLEY RESEARCH FOUNDATION	30	Fayetteville Arkansas	193
Salt Lake City Utah	30	UNIVERSITY OF CALIFORNIA	35,361
STATE UNIVERSITY OF NEW YORK	5,118	Berkeley California	7,451
Albany New York	2,909	Davis California	1,106
Binghamton New York	214	Fresno California	56
Buffalo New York	1,024	Irvine California	3,197
Old Westbury New York	304	Los Altos California	112
Stony Brook New York	667	Los Angeles California	8,256
STEVENS INSTITUTE TECHNOLOGY	1,561	Rio Oso California	99
Hoboken New Jersey	1,561	Riverside California	490
SYRACUSE RESEARCH CORP	3,217	San Diego California	2,046
Syracuse New York	3,217	San Francisco California	2,912
SYRACUSE UNIVERSITY	2,631	Santa Barbara California	8,041
Syracuse New York	2,631	Santa Cruz California	999
TEMPLE UNIVERSITY	450	Wright Patters Ohio	596
Philadelphia Penn	450	UNIVERSITY OF CHICAGO THE	1,210
		Chicago Illinois	1,210

- = MINUS AMOUNT (CANCELLATIONS EXCEED NEW AWARDS)

**Table 1. Educational and Other Nonprofit Institutions
in the United States Receiving DOD Prime Contracts
Over \$25,000 for RDT&E Work: FY 1986**

Name of Contractor Location of Work	Thousands of Dollars	Name of Contractor Location of Work	Thousands of Dollars
UNIVERSITY OF CINCINNATI Cincinnati Ohio	1,043 1,043	UNIVERSITY OF LOWELL Lowell Mass	803 803
UNIVERSITY OF COLORADO Boulder Colorado Colorado Sprin Colorado Denver Colorado	3,843 3,303 172 368	UNIVERSITY OF MAINE Orono Maine	189 189
UNIVERSITY OF CONNECTICUT Storrs Conn	1,600 1,600	UNIVERSITY OF MARYLAND Borrego Spring California GERMAN FRG Baltimore Maryland College Park Maryland	13,415 125 56 1,531 11,703
UNIVERSITY OF DAYTON Williams AFB Arizona Edwards AFB California Dayton Ohio Wright Patters Ohio	20,829 3,853 1,290 7,640 8,046	UNIVERSITY OF MASSACHUSETTS Amherst Mass Amherst Center Mass Worcester Mass	8,791 7,776 67 948
UNIVERSITY OF DELAWARE Newark Delaware	1,210 1,210	UNIVERSITY OF MIAMI Coral Gables Florida Miami Florida	3,364 2,213 1,151
UNIVERSITY OF DENVER Denver Colorado	2,385 2,385	UNIVERSITY OF MICHIGAN Ann Arbor Michigan Dearborn Michigan	6,740 6,390 350
UNIVERSITY OF FLORIDA Gainesville Florida Orlando Florida Pensacola Florida Tampa Florida Vero Beach Florida	7,511 5,600 1,450 33 387 41	UNIVERSITY OF MINNESOTA Duluth Minnesota Minneapolis Minnesota St. Paul Minnesota	3,086 456 279 2,351
UNIVERSITY OF GEORGIA Athens Georgia	794 794	UNIVERSITY OF MISSISSIPPI Jackson Miss Oxford Miss University Of Miss	699 310 218 171
UNIVERSITY OF HAWAII Honolulu Hawaii Pearl City Hawaii	1,451 1,254 197	UNIVERSITY OF MISSOURI Columbia Missouri Kansas City Missouri Rolla Missouri St. Louis Missouri	1,473 935 254 251 33
UNIVERSITY OF HEALTH SCI Chicago Illinois North Chicago Illinois	248 127 121	UNIVERSITY OF NEBRASKA THE Lincoln Nebraska Omaha Nebraska	309 253 56
UNIVERSITY OF HOUSTON SYSTEM Houston Texas	825 825	UNIVERSITY OF NEVADA SYSTEM Reno Nevada	387 387
UNIVERSITY OF ILLINOIS Champaign Illinois Chicago Illinois Urbana Illinois	15,045 2,540 2,587 9,918	UNIVERSITY OF NEW MEXICO THE Albuquerque New Mexico Kirtland AFB New Mexico	21,713 1,239 20,474
UNIVERSITY OF INDIANA Bloomington Indiana Indianapolis Indiana	563 472 91	UNIVERSITY OF NEW ORLEANS New Orleans Louisiana	50 50
UNIVERSITY OF IOWA THE Iowa City Iowa	3,114 3,114	UNIVERSITY OF NORTH CAROLINA Chapel Hill N Carolina Wilmington N Carolina	3,284 3,257 27
UNIVERSITY OF KANSAS Grinnell Kansas Kansas City Kansas Laurence Kansas	1,651 184 401 1,066	UNIVERSITY OF NOTRE DAME Notre Dame Indiana	718 718
UNIVERSITY OF KENTUCKY Lexington Kentucky	871 871	UNIVERSITY OF OKLAHOMA Norman Oklahoma Oklahoma City Oklahoma	888 536 352
UNIVERSITY OF LOUISVILLE Louisville Kentucky	157 157		

- = MINUS AMOUNT (CANCELLATIONS EXCEED NEW AWARDS)

**Table 1. Educational and Other Nonprofit Institutions
in the United States Receiving DOD Prime Contracts
Over \$25,000 for RDT&E Work: FY 1986**

Name of Contractor Location of Work	Thousands of Dollars	Name of Contractor Location of Work	Thousands of Dollars
UNIVERSITY OF OREGON Eugene Oregon	498 498	UNIVERSITY OF WASHINGTON Richland Washington Seattle Washington	20,103 122 19,981
UNIVERSITY OF PENNSYLVANIA Philadelphia Penn	6,119 6,119	UNIVERSITY OF WISCONSIN SYS Madison Wisconsin Milwaukee Wisconsin	5,393 4,999 394
UNIVERSITY OF PITTSBURGH Philadelphia Penn Pittsburgh Penn	3,062 30 3,032	UNIVERSITY OF WYOMING Laramie Wyoming	451 451
UNIVERSITY OF PUERTO RICO Rio Piedras Puerto Rico San Juan Puerto Rico	219 130 89	UNIVERSITY RES FOUNDATION Greenbelt Maryland	55 55
UNIVERSITY OF RHODE ISLAND Kingston Rhode Island	2,680 2,680	UTAH CONSORTIUM FOR RESCH ED Urbana Illinois Austin Texas San Antonio Texas	196 79 51 66
UNIVERSITY OF ROCHESTER Rochester New York	4,421 4,421	UTAH STATE UNIVERSITY Bedford Mass Logan Utah	11,826 135 11,691
UNIVERSITY OF SAN FRANCISCO San Francisco California	90 90	VANDERBILT UNIVERSITY THE Nashville Tennessee	1,026 1,026
UNIVERSITY OF SOUTH CAROLINA Columbia S Carolina	386 386	VILLANOVA UNIVERSITY Villanova Penn	97 97
UNIVERSITY OF SOUTH DAKOTA Vermillion S Dakota	60 60	VIRGINIA COMMONWEALTH UNIV Richmond Virginia	1,182 1,182
UNIVERSITY OF SOUTHERN CAL Los Altos California Los Angeles California	31,868 110 31,758	VIRGINIA POLYTECHNIC UNIVERSITY Minneapolis Minnesota Blacksburg Virginia	4,930 44 4,886
UNIVERSITY OF SOUTHERN MISS Hattiesburg Miss	354 354	WAKE FOREST UNIVERSITY Winston-Salem N Carolina	182 182
UNIVERSITY OF TENNESSEE Knoxville Tennessee Memphis Tennessee Tullahoma Tennessee	1,164 563 257 344	WASHINGTON STATE UNIVERSITY Pullman Washington	775 775
UNIVERSITY OF TEXAS SYSTEM Arlington Texas Austin Texas El Paso Texas Galveston Texas Houston Texas Richardson Texas San Antonio Texas	42,650 1,176 37,295 102 525 323 2,650 579	WASHINGTON UNIVERSITY St. Louis Missouri	1,891 1,891
UNIVERSITY OF THE PACIFIC San Francisco California	195 195	WAYNE STATE UNIVERSITY Detroit Michigan	640 640
UNIVERSITY OF TULSA Tulsa Oklahoma	90 90	WENTWORTH INST OF TECHNOLOGY Boston Mass	1,606 1,606
UNIVERSITY OF UTAH Salt Lake City Utah	5,136 5,136	WEST VIRGINIA UNIVERSITY Morgantown W Virginia	327 327
UNIVERSITY OF VERMONT Burlington Vermont	318 318	WOODS HOLE OCEANOGRAPHIC INSTN Woods Hole Mass	15,435 15,435
UNIVERSITY OF VIRGINIA Charlottesville Virginia	1,855 1,855	WORCESTER POLYTECHNIC INST Worcester Mass	50 50
		WRIGHT STATE UNIVERSITY Wright Patters Ohio	704 704
		XAVIER UNIV OF LOUISIANA New Orleans Louisiana	50 50

- = MINUS AMOUNT (CANCELLATIONS EXCEED NEW AWARDS)

**Table 1. Educational and Other Nonprofit Institutions
in the United States Receiving DOD Prime Contracts
Over \$25,000 for RDT&E Work: FY 1986**

Name of Contractor Location of Work	Thousands of Dollars	Name of Contractor Location of Work	Thousands of Dollars
YALE UNIVERSITY New Haven Conn	4,467 4,467		
	2,658,546		

- = MINUS AMOUNT (CANCELLATIONS EXCEED NEW AWARDS)

Table 2. U.S. Government Agencies Receiving DOD Prime Contract Awards Over \$25,000 for RDT&E Work: FY 1986

Name of Contractor Location of Work	Thousands of Dollars	Name of Contractor Location of Work	Thousands of Dollars
NATIONAL AERONAUTICS AND SPACE ADMINISTRATION Pasadena California	14,198		
Washington D.C.	350		
	13,848		
NATIONAL BUREAU OF STANDARDS Gaithersburg Maryland	200		
	200		
NATIONAL SCIENCE FOUNDATION Washington D.C.	2,003		
	2,003		
SMITHSONIAN INSTITUTION Washington D.C.	1,076		
Cambridge Mass	262		
	814		
U S DEPARTMENT OF COMMERCE Boulder Colorado	6,958		
Washington D.C.	541		
Gaithersburg Maryland	5,176		
Rockville Maryland	1,045		
Seattle Washington	138		
	58		
UNITED STATES DEPT ENERGY Oakland California	1,949		
Idaho Falls Idaho	229		
Los Alamos New Mexico	240		
North Hempstead New York	816		
Oak Ridge Tennessee	57		
	607		
UNITED STATES DEPT OF INTERIOR Reston Virginia	40		
	40		
VETERANS ADMINISTRATION San Francisco California	50		
	50		
	26,474		

Table 3. Foreign Institutions and Government Agencies Receiving DOD Prime Contract Awards over \$25,000 for RDT&E Work: FY 1986

Name of Contractor Location of Work	Thousands of Dollars	Name of Contractor Location of Work	Thousands of Dollars
BUBAWI-5 GERMAN FRG	716 716	ROYAL NORWEGIAN NAVAL MATERIAL NORWAY	11,300 11,300
BEN GURION UNIVERSITY ISRAEL	30 30	SOREG NUCLEAR RESEARCH CENTER ISRAEL	30 30
BRUNEL UNIVERSITY UN KINGDOM	169 169	TECHNICAL UNIV OF DENMARK DENMARK	30 30
CULHAM LABORATORY UN KINGDOM	1,500 1,500	TECHNICAL UNIVERSITY OF MUNICH GERMAN FRG	70 70
DALHOUSIE UNIVERSITY CANADA	27 27	TECHNION RESEARCH & DEVELOPMENT ISRAEL	37 37
ERNST MACHINSTITUT GERMAN FRG	120 120	TECHNOLOGY FOR SOCIETY NETHERLND	130 130
FRAUNHAFER GESELSCHAFT ZUR FOE GERMAN FRG	104 104	TEL AVIV UNIVERSITY ISRAEL	34 34
HEBREW UNIV OF JERUSALEM ISRAEL	73 73	THE ROYAL NORWEGION COUNCIL NORWAY	785 785
IMPERIAL COLLEGE OF SCIENCE & UN KINGDOM	400 400	TIL DEFENSE SYSTEMS ISRAEL	823 823
INSTITUTE OF OCEAN SCIENCE CANADA	268 268	TURING INSTITUTE (THE) UN KINGDOM	38 38
INSTITUTO SUPERIOR TECNICO PORTUGAL	28 28	UN KINGDOM MINISTRY DEFENSE UN KINGDOM	4,500 4,500
INTERNATIONAL MILITARY SERVICE UN KINGDOM	1,135 1,135	UNITED KINGDOM MINISTRY DEFE UN KINGDOM	1,097 1,097
INTERNATIONAL THERMAL RESEARCH CANADA	76 76	UNIVERSITA DI MODENA ITALY	28 28
ISRAEL INST FOR BIOLOGICAL ISRAEL	71 71	UNIVERSITAT ERLANGEN NURNBERG GERMAN FRG	35 35
ISRAEL MILITARY INDUSTRIES ISRAEL	2,025 2,025	UNIVERSITY COLLEGE OF CORK IRELAND	99 99
NATIONAL BACTERIOLOGICAL SWEDEN	99 99	UNIVERSITY OF ALBERTA CANADA	71 71
NORWEGIAN MARINE TECHNOLOGY NORWAY	50 50	UNIVERSITY OF BRISTOL SENATE UN KINGDOM	64 64
OPEN UNIVERSITY UN KINGDOM	44 44	UNIVERSITY OF CAMBRIDGE UN KINGDOM	104 104
OXFORD APPLIED RESEARCH UN KINGDOM	33 33	UNIVERSITY OF DUNDEE UN KINGDOM	48 48
PORTSMOUTH POLYTECHNIC UN KINGDOM	50 50	UNIVERSITY OF LINZ AUSTRIA	29 29
ROTHAMPSTEAD EXP STATION UN KINGDOM	45 45	UNIVERSITY OF LONDON UN KINGDOM	98 98
ROYAL COLLEGE (MILITARY) OF SC UN KINGDOM	53 53	UNIVERSITY OF MANCHESTER INST UN KINGDOM	81 81

Table 3. Foreign Institutions and Government Agencies Receiving DOD Prime Contract Awards over \$25,000 for RDT&E Work: FY 1986

Name of Contractor Location of Work	Thousands of Dollars	Name of Contractor Location of Work	Thousands of Dollars
UNIVERSITY OF OXFORD UN KINGDOM	31 31		
UNIVERSITY OF WESTERN ONTARIO CANADA	162 162		
WEIZMANN INSTITUTE THE ISRAEL	461 461		
YORK UNIVERSITY CANADA	42 42		
	27,343		

END

4-87

DTIC