AD-A180 298 I-S/A AMPE (INTER-SERVICE/AGENCY AUTOMATED MESSAGE PROCESSING EXCHANGE) DATABASE UPDATE USER'S MANUAL(U) COMPUTER SCIENCES CORP FALLS CHURCH VA K KERNDT ET AL. 1/3

UNCLASSIFIED 31 MAR 87 F/G 12/7 NL




1.0
1.1
1.25
1.4
1.6
1.8
2.0
2.2
2.5
2.8
3.2
3.6
4.0
4.5
MICROCOPY RESOLUTION TEST CHART

DTIC FILE COPY

AD-A180 298

DEFENSE COMMUNICATIONS ENGINEERING CENTER

I-S/A AMPE DATABASE UPDATE USERS MANUAL

MARCH 1987

DTIC ELECTE MAY 08 1987 S D E

This document has been approved for public release and sale; its distribution is unlimited.

87 5 5 070

DEFENSE COMMUNICATIONS ENGINEERING CENTER

I-S/A AMPE DATABASE UPDATE USERS MANUAL

MARCH 1987

DTIC COPY INSPECTED 3

Accession For	
NTIS GRA&I	X
DTIC TAB	☐
Unannounced	☐
Justification	
By	
Distribution/	
Availability Codes	
Dist	Avail and/or Special
A-1	

This document has been approved for public release and sale; its distribution is unlimited.

UNCLASSIFIED

SECURITY CLASSIFICATION OF THIS PAGE

AD-A180298

REPORT DOCUMENTATION PAGE

1a. REPORT SECURITY CLASSIFICATION UNCLASSIFIED	1b. RESTRICTIVE MARKINGS None
2a. SECURITY CLASSIFICATION AUTHORITY DD 254	3. DISTRIBUTION/AVAILABILITY OF REPORT Unlimited
2b. DECLASSIFICATION/DOWNGRADING SCHEDULE	
4. PERFORMING ORGANIZATION REPORT NUMBER(S) None	5. MONITORING ORGANIZATION REPORT NUMBER(S) None
6a. NAME OF PERFORMING ORGANIZATION Computer Sciences Corporation 6b. OFFICE SYMBOL (If applicable)	7a. NAME OF MONITORING ORGANIZATION Defense Communications Engineering Center
6c. ADDRESS (City, State and ZIP Code) 6565 Arlington Boulevard Falls Church, Virginia 22046	7b. ADDRESS (City, State and ZIP Code) 1860 Wiehle Avenue Reston, Virginia 22090
8a. NAME OF FUNDING/SPONSORING ORGANIZATION Defense Communications Agency 8b. OFFICE SYMBOL (If applicable)	9. PROCUREMENT INSTRUMENT IDENTIFICATION NUMBER
8c. ADDRESS (City, State and ZIP Code) 8th and Courthouse Road Arlington, Virginia 22204	10. SOURCE OF FUNDING NOS. PROGRAM ELEMENT NO. / PROJECT NO. / TASK NO. 8-86 / WORK UNIT NO.
11. TITLE (Include Security Classification) I-S/A AMPE Database Update Users Manual	
12. PERSONAL AUTHOR(S) K. Kerndt, S. Modolo	
13a. TYPE OF REPORT Final 13b. TIME COVERED FROM Dec 86 TO Mar 87	14. DATE OF REPORT (Yr., Mo., Day) 1987/3/31 15. PAGE COUNT 202
16. SUPPLEMENTARY NOTATION None	
17. COSATI CODES FIELD / GROUP / SUB. GR.	18. SUBJECT TERMS (Continue on reverse if necessary and identify by block number) I-S/A AMPE Database, NIS

19. ABSTRACT (Continue on reverse if necessary and identify by block number)

This manual provides users with the instructions on how to update the I-S/A AMPE data base using General Tools. It provides an explanation and description of the data base files and General Tools userviews.

20. DISTRIBUTION/AVAILABILITY OF ABSTRACT UNCLASSIFIED/UNLIMITED ☐ SAME AS RPT. ☒ DTIC USERS ☐	21. ABSTRACT SECURITY CLASSIFICATION UNCLASSIFIED
22a. NAME OF RESPONSIBLE INDIVIDUAL S. Atkins	22b. TELEPHONE NUMBER (Include Area Code) 703/437-2182 22c. OFFICE SYMBOL DCEC Code R640

DD FORM 1473, 83 APR EDITION OF 1 JAN 73 IS OBSOLETE.

TABLE OF CONTENTS

		Page
Section 1 - General		1-1
1.1	Purpose of the User's Manual	1-1
1.2	Project References	1-1
1.3	Terms and Abbreviations	1-1
1.4	Security	1-2
Section 2 - System Summary		2-1
2.1	System Application	2-1
2.2	System Operation	2-1
2.3	System Configuration	2-1
2.4	System Organization	2-1
2.5	Performance	2-2
2.6	Data Base	2-2
2.6.1	AUTODIN Switching Center (ASC) File	2-2
2.6.2	Collective Address Designator File	2-2
2.6.3	Circuit Contingency Plans File	2-2
2.6.4	Defense Data Network (DDN) Node File	2-2
2.6.5	Digital Transmission Trunk Implementation (DTTI) Lookup File	2-3
2.6.6	Integrated AUTODIN System (IAS) Circuits File	2-3
2.6.7	I-S/A AMPE File	2-3
2.6.8	I-S/A AMPE Subscriber File	2-3
2.6.9	I-S/A AMPE Subscriber Altroute File	2-3
2.6.10	I-S/A AMPE Comments File	2-3
2.6.11	I-S/A AMPE Subscriber Terminal File	2-3
2.6.12	Subscriber Contingency Action Time (CAT) File	2-4
2.6.13	Subscriber Routing Indicator File	2-4
2.6.14	I-S/A AMPE Subscriber Traffic Statistics File	2-4
2.6.15	Terminal Home File	2-4
2.7	General Descriptions of Input, Processing, and Output	2-4
2.7.1	Input	2-4
2.7.2	Processing	2-4
2.7.3	Output	2-4

TABLE OF CONTENTS (Cont'd)

		Page
Section 3 - Staff Functions Related to Technical Operations.		3-1
3.1	Initiation Procedures	3-1
3.2	Staff Input Requirements	3-1
3.2.1	Input Formats	3-1
3.2.2	Composition Rules	3-1
3.2.3	Input Vocabulary	3-1
3.2.4	Sample Input	3-1
3.3	Output	3-1
3.4	Utilization of System Output	3-2
3.5	Recovery and Error Correction Procedures	3-2
Section 4 - Terminal Data Display and Retrieval Procedures		4-1
4.1	Available Capabilities	4-1
4.2	Data Base Content	4-1
4.3	Access Procedures	4-1
4.4	Display and Retrieval Procedures	4-1
4.5	Recovery and Error Correction Procedures	4-1
4.6	Termination Procedures	4-1
Section 5 - Terminal Data Update Procedures		5-1
5.1	Frequency	5-1
5.2	Restrictions	5-1
5.3	Sources	5-1
5.4	Access Procedures	5-1
5.5	Update Functions	5-1
5.6	Recovery and Error Correction Procedures	5-2
5.7	Termination Procedures	5-2
Appendix A - Terminal Use Instructions		A-1
Appendix B - Userviews		B-1
Appendix C - General Tools Maintenance Procedures		C-1
Appendix D - I-S/A AMPE Data Files		D-1
Appendix E - Reference Tables		E-1
Appendix F - General Tools Detailed Instructions		F-1

LIST OF FIGURES

Figure		Page
A-1	Access to Userview.....	A-3
A-2	Userview Example.....	A-4
C-1	Form for Verification Submission.....	C-3

LIST OF TABLES

Tables		Page
E-1	Agency Codes.....	E-2
E-2	State Codes.....	E-18
E-3	Country Codes.....	E-20

SECTION 1 - GENERAL

1.1 PURPOSE OF THE USER'S MANUAL

The objectives of the User's Manual for the Inter-Service/ Agency Automated Message Processing Exchange (I-S/A AMPE) Data Base Update is to provide the user's non-ADP personnel with the information necessary to use the system effectively.

1.2 PROJECT REFERENCES

I-S/A AMPE will be the Department of Defense's (DoD's) replacement for the Service Agency Automated Message Processing Exchanges (AMPEs) and the Automatic Digital Network (AUTODIN) switching centers. The software allows for data retrieval and update of the data base.

The project sponsor and user is the Defense Communications Engineering Center (DCEC) and the operating center that will run the completed computer program is the DCEC computer facility. The following is a list of applicable documents.

a. DCA Contractor Task Order, DCS SETA Task 8-86, 25 February 1986.

b. Department of Defense, Automated Data Systems (ADS) Documentation, DoD Standard 7935.

c. Defense Communications Agency, User/Maintenance Guide for General Tools, October 31, 1986.

d. Defense Communication Engineering Center, I-S/A AMPE Data Base Data Dictionary, December 1986.

e. Defense Communication Engineering Center, I-S/A AMPE Data Base Software User's Manual, August 1986.

1.3 TERMS AND ABBREVIATIONS

All terms and abbreviations within this document are defined at their first occurrence and are consolidated for reference below.

ADABAS	Adaptable Data Base, Software AG. The target Data Base Management System (DBMS)
ADP	Automated Data Processing
ASC	AUTODIN Switching Center

AUTODIN	Automatic Digital Network
CAT	Contingency Action Time
CPU	Central Processing Unit
DCA	Defense Communications Agency
DCEC	Defense Communications Engineering Center
DCF	DCEC Computer Facility
DCS	Defense Communications System
DDN	Defense Data Network
DSN	Defense Switched Network
DTTI	Digital Transmission Trunk Implementation
GTOOLS	General Tools
IAS	Integrated AUTODIN System
I-S/A AMPE	Inter-Service/Agency Automated Message Processing Exchange
LSCS	Large Scale Classified System (IBM 4341)
LSUS	Large Scale Unclassified System (IBM 4341)
NIS	Network Information System
PSN	Packet Switching Node
TIP	Transition Implementation Plan

1.4 SECURITY

All software is under control of the DCEC ADP Security Office. The I-S/A AMPE data base is resident on the DCEC Large Scale Classified System (LSCS) and all security procedures associated with that system apply.

SECTION 2 - SYSTEM SUMMARY

This section presents general information on the I-S/A AMPE data base update system application, operation, configuration, organization, and performance. Also included are descriptions of the data base files, input, processing cycles, and output of the system.

2.1 SYSTEM APPLICATION

I-S/A AMPE information is stored in the IBM Adaptable Data Base (ADABAS). General Tools (GTOOLS) is a program developed by DCEC that provides easy access for ADABAS data entry. Data can be added, changed, or deleted through the use of General Tools.

2.2 SYSTEM OPERATION

By utilizing GTOOLS, the user simplifies data entry and update. GTOOLS will automatically update the data base file if the user entry passes the element verification, if a verification is applicable. Error messages are posted on the terminal display screen (userview) and the user may correct the error before attempting to save the record.

2.3 SYSTEM CONFIGURATION

The target system is the DCEC Computer Facility (DCF) LSCS. The classified system contains:

1.	CPU	IBM 4341
2.	Disk Storage	IBM 3380
3.	Tape Drives	IBM 800/1600, 9 track IBM 1600/6250, 9 track
4.	Teleprocessing	IBM 3272 controller w/4 IBM 3277 terminals
5.	Peripherals	IBM 3211 printer
6.	Operating System	OS/MVS/SP

2.4 SYSTEM ORGANIZATION

Each terminal display screen is called a userview. The userview can be one data base file, part of one file, or a collection of files linked together. The userview can be set up

to restrict entry or deletion of certain element fields, making them display only. Additionally, each element where data can be entered may have a verification routine associated with it. GTOOLS has some system verification routines; DCEC R810 personnel are supplied with the element names and they enter the necessary information that will access the appropriate verification routine. Elements requiring more elaborate verifications are done through user routines, written and compiled in PL/I, then submitted to R810 for entry in the GTOOLS library. Information on maintenance of verification routines can be found in Appendix C.

2.5 PERFORMANCE

Response time for interactive processing is partially dependent on the number of time-sharing users on the computer at any one time. Heavy time-sharing use increases the response time for data transmission between the terminal and the computer. When entering the GTOOLS system, several pre-processing functions are performed before the system responds to allow user access. This can take several minutes to complete.

2.6 DATA BASE

This subsection discusses the files in the I-S/A AMPE data base. The files' element descriptions are consolidated for reference in Appendix D.

2.6.1 AUTODIN Switching Center (ASC) File

The ASC file contains detailed information about ASCs, including their location, agencies involved in their development, key dates, and other information useful to network planners.

2.6.2 Collective Address Designator File

This file contains collective address types and routing indicators for a particular ASC.

2.6.3 Circuit Contingency Plans File

This file contains information about contingency plan types and references for a particular circuit.

2.6.4 Defense Data Network (DDN) Node File

This file provides detailed information about each DDN Node, including Packet Switching Node (PSN) identification, network name, number, command, and address, and AMPE information.

2.6.5 Digital Transmission Trunk Implementation (DTTI) Lookup File

The DTTI file provides information on type connectivity, detail, and sequence number for a particular circuit.

2.6.6 Integrated AUTODIN System (IAS) Circuits File

The IAS Circuits file contains detailed information about the circuits between subscribers, and in the future, between I-S/A AMPEs. Information includes the cost and length of the circuit, the agencies of interest, key dates, contingency planning information, and diverse and avoidance information.

2.6.7 I-S/A AMPE File

This file provides detailed information about each AMPE. The information includes the location, agencies involved in the development, key dates, and other information of use to network planners.

2.6.8 I-S/A AMPE Subscriber File

The Subscriber file contains detailed information about the subscribers who are homed to ASCs, to I-S/A AMPEs, or to other subscribers. Information includes the subscriber's location, homing, agencies, and key dates.

2.6.9 I-S/A AMPE Subscriber Altroute File

The Subscriber Altroute file contains detailed information about alternative routing schemes for subscribers. Information includes the alternative routing media, precedence, destination, and classification, as well as the first and second intermediate ASCs.

2.6.10 I-S/A AMPE Comments File

The Comments file allows for free format remarks to be linked to a subscriber.

2.6.11 I-S/A AMPE Subscriber Terminal File

The Subscriber Terminal file contains detailed information about the terminal, its operating mode, modem, and transmission control code and formats. A subscriber can own or be linked with one or more terminals.

2.6.12 Subscriber Contingency Action Time (CAT) File

The CAT file contains the number and implementation times for contingency action plans.

2.6.13 Subscriber Routing Indicator File

The Routing Indicator file contains information about routing indicators, including their type and classification.

2.6.14 I-S/A AMPE Subscriber Traffic Statistics File

The Subscriber Traffic Statistics file can contain detailed information about the communications traffic for each subscriber by month and year. Information includes both average and peak line blocks and messages which are sent and received, and the percentage of traffic in card or magnetic tape format.

2.6.15 Terminal Home File

This file provides homing information, including type and identification, for a particular terminal.

2.7 GENERAL DESCRIPTIONS OF INPUT, PROCESSING, AND OUTPUT

The following subsections describe the input, processing, and output of the data base update system.

2.7.1 Input

Input consists of data entry through GTOOLS, utilizing the userviews.

2.7.2 Processing

All file processing is handled through the GTOOLS system.

2.7.3 Output

Output consists of userviews and an updated data base file. There is a userview for each file by default. In addition, there are several userviews that link files together. Reference Appendix B for the structure of each userview and the elements included in each userview.

SECTION 3 - STAFF FUNCTIONS RELATED TO TECHNICAL OPERATIONS

3.1 INITIATION PROCEDURES

The interactive General Tools system must be initiated by the terminal user. Detailed instructions for terminal logon and GTOOLS access are provided in Appendix A.

3.2 STAFF INPUT REQUIREMENTS

The user enters data via GTOOLS to access or update the data base files.

3.2.1 Input Formats

GTOOLS utilizes userviews for data entry. Mandatory entries are indicated with an error message if the field is left blank. Detailed instructions for manipulating records are contained in Appendices A and F.

3.2.2 Composition Rules

GTOOLS entry establishes composition rules by limiting how the user can enter data. Errors in entry are noted and re-entry is allowed.

3.2.3 Input Vocabulary

Reference tables for input codes can be found in the help panel for the element. Tables too large for inclusion on help panels are included in Appendix E. See Appendix A for instructions on using the help panels.

3.2.4 Sample Input

Appendix A gives examples of userviews.

3.3 OUTPUT REQUIREMENTS

Output from GTOOLS data entry consists of updated I-S/A AMPE data base files. All data base files are detailed in Appendix D.

Other output consists of the userviews.

3.4 UTILIZATION OF SYSTEM OUTPUT

Updated I-S/A AMPE files provide network planners with more accurate information for planning purposes. The data base will be used in tasks for the I-S/A AMPE Transition Implementation Plan (TIP).

3.5 RECOVERY AND ERROR CORRECTIONS PROCEDURES

Data input errors are flagged on the userview and users will be allowed to re-enter data.

SECTION 4 - TERMINAL DATA DISPLAY AND RETRIEVAL PROCEDURES

4.1 AVAILABLE CAPABILITIES

General Tools allows for data display and retrieval through interactive terminal operations. There is no batch processing involved.

4.2 DATA BASE CONTENT

The I-S/A AMPE data base files are used for display and retrieval, and are further described in subsection 2.6.

4.3 ACCESS PROCEDURES

Appendix A presents logon and GTOOLS run procedures.

4.4 DISPLAY AND RETRIEVAL PROCEDURES

GTOOLS userviews allow the user to select functions to be performed by entering the appropriate command code. Data currently on file are retrieved and displayed on the userview. Appendix A presents userview and available options examples.

4.5 RECOVERY AND ERROR CORRECTION PROCEDURES

Self-explanatory error messages are displayed above the command line on the userview. The user is allowed to correct the error and continue.

4.6 TERMINATION PROCEDURES

To exit from a userview, enter 'E' at the command line. To exit General Tools, enter 'QUIT' at the GTOOLS entry screen. After exiting, the user is returned to the 'READY' prompt and may continue with other time-sharing commands or log off the system.

SECTION 5 - TERMINAL DATA UPDATE PROCEDURES

5.1 FREQUENCY

Data updated from terminals may be required when an error report has been generated by the data base load software, when new data must be added to the data base, or when existing data needs to be modified. The frequency of data updates is determined on an as required basis by users of the data base.

5.2 RESTRICTIONS

Personal knowledgeable of the data should be responsible for determining what data is to be added to the data base or what existing data is to be modified or deleted. Access to General Tools requires that the user have access to ADABAS and to data base files within the I-S/A AMPE data base. See DCEC ADP Security for access permissions.

5.3 SOURCES

The sources used to obtain the data for any updates to the data base are notification of additions and changes from authorized users of the data base.

5.4 ACCESS PROCEDURES

The data base will be accessed via GTOOLS. This eliminates the need for data entry software, allows immediate access to the data base, and provides uniformity.

5.5 UPDATE FUNCTIONS

GTOOLS provides capabilities for accessing and updating the data base. With the Find (F) command, the user can search for specific records or obtain information in other records with respect to a specified element in a "key" record. Relational operators used with the Find command are used as a means of searching the data base. The data base may be modified using the Add (A), Change (C), and Delete (D) commands. All the command functions are described in detail in Appendices A and F.

5.6 RECOVERY AND ERROR CORRECTION PROCEDURES

Error messages encountered during an update session are part of the GTOOLS software. Users should seek assistance from DCEC personnel knowledgeable of the tools and the data if severe problems arise.

5.7 TERMINATION PROCEDURES

To terminate the update sequence, enter 'E' at the command prompt.

APPENDIX A

TERMINAL USE INSTRUCTIONS

TERMINAL USE INSTRUCTIONS

The following paragraphs describe the procedures to follow to access the I-S/A AMPE data base files using General Tools.

ADABAS Access

The user must make sure that ADABAS access and I-S/A AMPE data base access is available for the user's logon id. Request access from the DCEC ADP Security Office. If access is not available, the user will be able to enter General Tools, but will get a 'security violation' error message when attempting to access a report.

Logging on to the LSCS

At the 'LOGON ->' prompt, enter 'LOGON userid S(1024) <CR>', where userid is the id provided by the DCEC ADP Security Office, S is the region size, and <CR> is a Carriage Return. Next, enter your system password and <CR>. Your password is also provided by the Security Officer. At the next prompt, type in your last name and <CR>. The system will display the 'READY' prompt.

Accessing General Tools

At the 'READY' prompt, enter 'GTOOLS <CR>'.

Access to Userviews

Each I-S/A AMPE data base file constitutes a userview. Additionally, there are userviews that link several files together. These are described in Appendix B. At the GTOOLS main screen prompt, enter 'ENTRY file-name <CR>', where file-name is the data base file to be worked with (see Figure A-1). Do not type in the word 'file', just the actual name. Reference Appendix D for the correct syntax of the file names or type 'LIST FILES' at the GTOOLS prompt. The system will respond with the userview information (Figure A-2). At this point, use the GTOOLS commands to manipulate the records.

Traversing the Userviews

Userviews break the data base files down into logical groupings. Some files may be accessed through more than one userview. Appendix B details the userview structures. Use these to determine which userview to enter first. Use the 'VIEW' command to get a list of views associated with the current userview. On

```
"Testbed" General Tools V2.0
                                Entry      Date/Time:  86/11/25 1 :31

COMMAND ==> entry dsn-transmission-requirements

*-------------------------------------------------------------------*
*    The facilities available within this applications hierarchy    *
*    are intended to assist in the development of a "generalized"   *
*    set of application tools.  These tools will utilize both       *
*    ISPF and ADABAS Direct Calls.                                  *
*                                                                   *
*    Available commands are:                                        *
*                                                                   *
*    L F  -  List Files.  Display the files which make up the       *
*            ADABAS physical data base.  (files documented within   *
*            PREDICT)                                               *
*                                                                   *
*    L V  -  List Views.  Display the user views which make up      *
*            the DCSO logical data base.  (views documented within  *
*            PREDICT)                                               *
*                                                                   *
*    L FD -  List Fields.  Display the fields which make up the     *
*            ADABAS data base.                                      *
*                                                                   *
*                                                                   *
*-------------------------------------------------------------------*
```

Figure A-1. Access to Userview

```
"GENERALIZED" Data Entry/Mgmt Tool     Date:  86/11/25  Time:  17:31

View:  DSN-TRANSMISSION-REQUIREMENTS   File:  DSN-TRANSMISSION-REQ
Command:                                                  Page 1 of 2
D Variable                          R  value              Found 1 of 1

D FROM-LOCATION                        HILLNGDN
D FROM-STATE-COUNTRY-CODE              UK
D FROM-STATION-ID                      HIN
D FROM-ATT-MNEMONIC                    ---
D TO-LOCATION                          POTTSTWN
D TO-STATE-COUNTRY-CODE                42
D TO-STATION-ID                        X99
D TO-ATT-MNEMONIC                      ---
D TRANSMISSION-INSTALLATION-DATE       8610
  NBR-ISTS                             14
  ACCESS-LINES                         0
  STATEMENT-OF-WORK-DATE               000000
  REQUEST-FOR-PROPOSAL-DATE            000000
  CONTRACT-AWARD-DATE                  000000
  SITE-DELIVERY-DATE                   000000

  A: Add  C: Change  D: Delete  F: Find   PF1, ?: Help PF3, E: End
```

Figure A-2. Userview Example

this screen, enter the number of the userview desired. If the numbers are known, the 'VIEW <view number><CR>' command may be used.

General Tools Commands

Use GTOOLS commands to perform functions on records in the selected data base file. The most useful commands are described below.

FIND - allows retrieval of records meeting specified criteria.

ADD - allows addition of a record to a data base.

CHANGE - allows changes to an existing record.

DELETE - allows deletion of an existing record. Use with caution.

VIEW - allows display of files that are physically coupled to the current record.

HELP - allows access to information on commands and elements.

Appendix F describes General Tools commands in detail.

Accessing HELP

To access HELP on a particular command, type 'HELP <command name><CR> at the command prompt. Currently, help is available only on elements included in the Master Edit Table. To invoke this help, enter a '?' in the operator (R) field of the element to display. Blank out the value field and enter a <CR>. The allowable values and their definitions will be displayed. If the value field is not blanked out, the definition for the value entered will be given.

Concluding a Session

To exit a userview, enter 'E <CR>' at the command prompt. This returns the session to the GTOOLS entry screen. At this prompt, enter 'QUIT <CR>' to return to the READY prompt.

APPENDIX B

USERVIEWS

ISA-ASC-VIEW

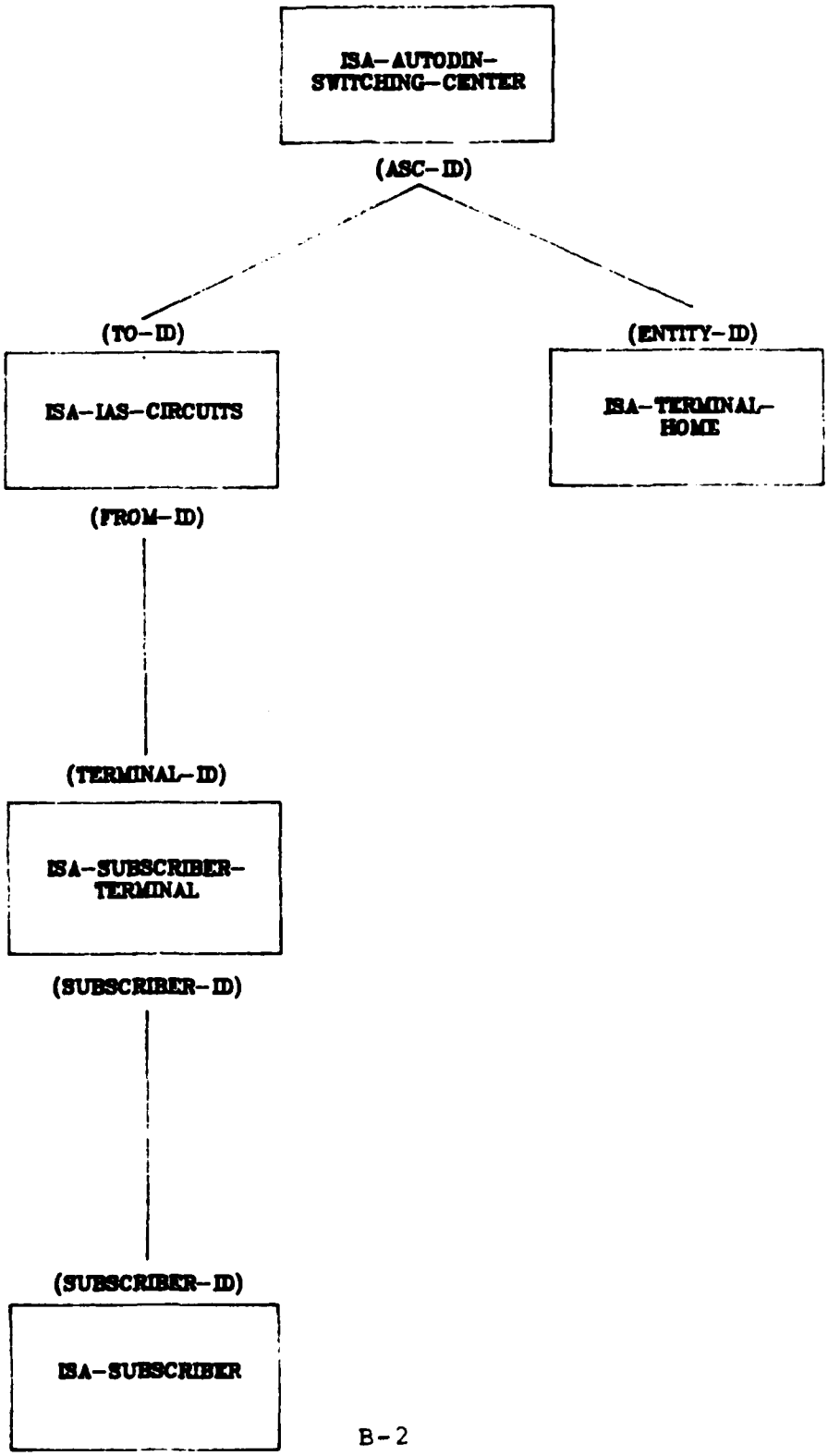
ISA-AUTODIN-SWITCHING-CENTER
(ASC-ID)
(TO-ID)
(ENTITY-ID)
ISA-IAS-CIRCUITS
ISA-TERMINAL-HOME
(FROM-ID)
(TERMINAL-ID)
ISA-SUBSCRIBER-TERMINAL
(SUBSCRIBER-ID)
(SUBSCRIBER-ID)
ISA-SUBSCRIBER

"GENERALIZED" User View Structure View Name: ISA-ASC-VIEW

Command:

1 ISA-AUTODIN-SWITCHING-CENTER

#	Filename	FOR	Filename	BY	Value
2	ISA-IAS-CIRCUITS		ISA-AUTODIN-SWITCHIN		00000
3	ISA-TERMINAL-HOME		ISA-AUTODIN-SWITCHIN		00000
4	ISA-SUBSCRIBER-TERMI		ISA-IAS-CIRCUITS		
5	ISA-SUBSCRIBER		ISA-SUBSCRIBER-TERMI		

<PF3>, E: EXIT

"GENERALIZED" Data Entry Mgmt Tool Date: 87/04/02 Time: 08:53

View: ISA-ASC-VIEW File: ISA-AUTODIN-SWITCHING-CENTER
Command: Page 1 of 1
D Variable R Value Found 1 of 1

D	ASC-ID	0____
D	ASC-SWITCH-CODE	-
D	ASC-A-AI	____
D	ASC-I-AI	____
D	LOCATION	________
D	STATE	__
	CURRENT-NBR-TERMINATIONS	0___
	MAXIMUM-NBR-TERMINATIONS	0___
	PLANNED-NBR-TERMINATIONS	0___
D	O-M-AGENCY	__
	PLANNED-DEACTIVATION-DATE	0_____
	ACTUAL-DEACTIVATION-DATE	0_____

A: Add C: Change D: Delete F: Find PF1, ?: Help PF3, E: End

```
"GENERALIZED" Data Entry/Mgmt Tool          Date:  87/04/02          Time:  08:54

View: ISA-ASC-VIEW                          File: ISA-IAS-CIRCUITS
Command:                                                   Page 1      of 3
D Variable                          R Value                Found 1     of 1

  TO-ID                             = 00000
D CKT-ID                              0_____
D FROM-ID                             0____
D FROM-ENTITY-CODE                    _
D TO-ENTITY-CODE                      _
D TYPE-HOMING                         0
D CHANNEL-NBR                         ___
  CKT-COST                            0.0_____
  CKT-MILES                           0____
D CCSD                                ________
  CKT-SET                             _
  SERVICE-AVAILABILITY                _
D CKT-MODULATION-RATE                 __
D CKT-PARAMETERS                      __
D EFFECTIVE-TRANSMISSION-RATE         _
D MODE-OPERATION                      _

   A: Add  C: Change  D: Delete  F: Find      PF1, ?: Help  PF3, E: End
```

```
"GENERALIZED" Data Entry/Mgmt Tool          Date:  87/04/02          Time:  08:56

View: ISA-ASC-VIEW                          File: ISA-IAS-CIRCUITS
Command:                                                  Page 2      of 3
D Variable                                R Value         Found 1     of 1

  TO-ID                                   = 00000
D RESTORATION-PRIORITY                      --
D MODE-SIGNALING                            -
D TYPE-OPERATION                            -
D CHANNEL-TYPE                              -
D CHANNEL-CLASS                             -
D SECURITY-EQUIP-DIRECTION1                 --
D SECURITY-EQUIP-DIRECTION2                 --
D FUNDING-AGENCY                            --
D INSTALLATION-AGENCY                       --
D REQUESTING-AGENCY                         --
D REQ-AGENCY                                --
D O-M-AGENCY                                --
  AGENCY-CLASS                              -
  INSERVICE-DATE                            0_____
  PLANNED-ACTIVATION-DATE                   0_____

   A: Add  C: Change  D: Delete  F: Find      PF1, ?: Help  PF3, E: End
```

"GENERALIZED" Data Entry/Mgmt Tool Date: 87/04/02 Time: 08:55

View: ISA-ASC-VIEW File: ISA-IAS-CIRCUITS
Command: Page 3 of 3
D Variable R Value Found 1 of 1

D	Variable	R	Value
	TO-ID	=	00000
	PLANNED-DEACTIVATION-DATE		0_____
D	AVOIDANCE-LOCATION1		--------
D	AVOIDANCE-STATE1		--
D	AVOIDANCE-LOCATION2		--------
D	AVOIDANCE-STATE2		--
D	AVOIDANCE-LOCATION3		--------
D	AVOIDANCE-STATE3		--
D	FIRST-DIVERSE-CKT-NBR		----
D	SECOND-DIVERSE-CKT-NBR		----
D	THIRD-DIVERSE-CKT-NBR		----
D	COMMERCIAL-ID		----------
D	CKT-NBR		----

A: Add C: Change D: Delete F: Find PF1, ?: Help PF3, E: End

```
"GENERALIZED" Data Entry/Mgmt Tool          Date:  87/04/02          Time:  08:57

View: ISA-ASC-VIEW                          File: ISA-TERMINAL-HOME
Command:                                                 Page 1      of 1
D Variable                          R Value              Found 1     of 1

  ENTITY-ID                         = 00000
D TERMINAL-ID                         0____
D HOME-TYPE                           _
  NBR-REQUIRED                        _
D ENTITY-CODE                         _
D ENTITY-ID                           0____

   A: Add  C: Change  D: Delete  F: Find      PF1, ?: Help  PF3, E: End
```

```
"GENERALIZED" Data Entry/Mgmt Tool          Date:  87/04/02          Time:  08:57

View: ISA-ASC-VIEw                          File: ISA-SUBSCRIBER-TERMINAL
Command:                                                  Page 1      of 2
D Variable                          R Value               Found 1     of 1

  TERMINAL-ID                       = 00000
D SUBSCRIBER-ID                       0____
D OPERATING-MODE                      -
D QUERY-TYPE                          -
D MODEM                               ------
D ALPS-TYPE                           -
D SEQUENTIAL-TYPE                     -
D LINE-CODE                           -
  TRANSMISSION-CONTROL-CODE-NORMAL    --
  TRANSMISSION-CONTROL-CODE-ALPS      --
D TERMINAL-MERL-NBR                   ------
D MEDIA-FORMAT                        ----
D MESSAGE-FORMAT                      ---
D INTERFACE-PROTOCOL                  ------
D CRYPTO-EQUIPMENT                    ------
  DATE-KG-84A                         0_____

   A: Add  C: Change  D: Delete  F: Find      PF1, ?: Help  PF3, E: End
```

```
"GENERALIZED" Data Entry/Mgmt Tool          Date:  87/04/02          Time:  08:58

View: ISA-ASC-VIEW                        File: ISA-SUBSCRIBER-TERMINAL
Command:                                                  Page 2      of 2
D Variable                              R Value           Found 1     of 1

  TERMINAL-ID                           = 00000
  ANCILLARY-LINE-EQUIPMENT                ----------
D TERMINAL-CLASS                          -
D PRIME-COMMUNICATIONS-TYPE               -
  DATE-CODE                               -
  DATE                                    0_____
  ECP-AUTHORIZED                          -
  ECP-CLASS                               -
D CURRENT-HOME-SYSTEM                     ----------
D DDN-URDB-TERMINAL-ID                    ----------
  TERM-MANU                               ----------
  TERM-MODEL                              ----------
D DIAL-RESTORAL-REQUIRED                  -
D DIAL-RESTORAL-CAPABLE                   -

   A: Add  C: Change  D: Delete  F: Find     PF1, ?: Help  PF3, E: End
```

```
"GENERALIZED" Data Entry/Mgmt Tool          Date:  87/04/02          Time:  08:58

View: ISA-ASC-VIEW                          File: ISA-SUBSCRIBER
Command:                                                  Page 1      of 2
D Variable                          R Value               Found 1     of 1

  SUBSCRIBER-ID                     = 00000
D ENR-CODE                            ---
D LOCATION                            --------
D STATE                               --
D SITE-THEATER-CODE                   -
  LOCATION-CLASS                      -
D COMMUNITY                           -
D NBR-AMPES-REQ                       0
D IS-AN-AMPE-REQ                      -
D PROGRAM-DESIGNATOR-CODE             ------
  REQUESTING-AGENCY                   --
  REQ-AGENCY                          --
D O-M-AGENCY                          --
  AREA-EXCHANGE                       -------
  VALIDITY-KEY                        -
  POC-NAME                            --------------------

   A: Add  C: Change  D: Delete  F: Find      PF1, ?: Help  PF3, E: End
```

```
"GENERALIZED" Data Entry/Mgmt Tool          Date:  87/04/02          Time:  08:59

View: ISA-ASC-VIEW                          File: ISA-SUBSCRIBER
Command:                                                   Page 2      of 2
D Variable                              R Value            Found 1      of 1

  SUBSCRIBER-ID                         = 00000
  POC-AGENCY-NAME                         ____________________
  POC-MAJOR-COMMAND                       ____________________
  POC-ELECT-MAIL-ADDR                     ____________________________
  POC-BLDG-ROOM                           ____________________________________
  POC-OFFICE-SYMBOL                       ____________________________
  POC-STREET                              ____________________________________
  POC-CITY                                ________________________
  POC-STATE                               __
  POC-ZIP-PLUS4                           __________
  POC-AUTOVON-PHONE                       ____________________
  POC-COMMERCIAL-PHONE                    ____________________
D MUST-HOME-FLAG                          _

   A: Add  C: Change  D: Delete  F: Find      PF1, ?: Help  PF3, E: End
```

ISA-ISAAMPE-VIEW

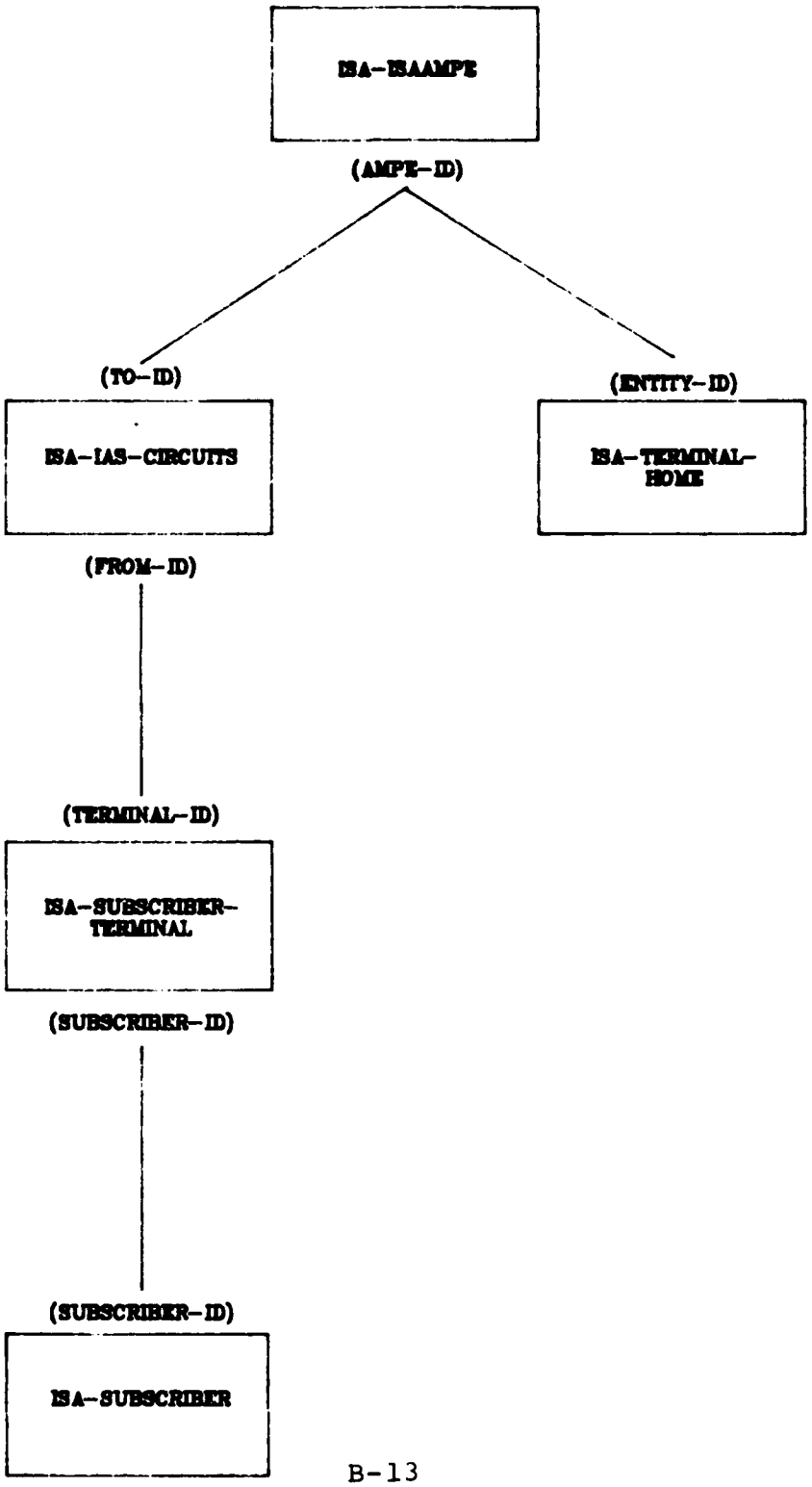

"GENERALIZED" User View Structure View Name: ISA-ISAAMPE-VIEW

Command:

1 ISA-ISAAMPE

#	Filename	FOR	Filename	BY	Value
2	ISA-IAS-CIRCUITS		ISA-ISAAMPE		00000
3	ISA-TERMINAL-HOME		ISA-ISAAMPE		00000
4	ISA-SUBSCRIBER-TERMI		ISA-IAS-CIRCUITS		
5	ISA-SUBSCRIBER		ISA-SUBSCRIBER-TERMI		

<PF3>, E: EXIT

```
"GENERALIZED" Data Entry/Mgmt Tool          Date:  87/03/19          Time:  09:4

View: ISA-ISAAMPE-VIEW                      File: ISA-ISAAMPE
Command:                                                  Page 1      of 2
D Variable                              R Value           Found 1     of 1


D AMPE-ID                               0____
D LOCATION                              ________
D STATE                                 __
D COMMUNITY                             _
  PLANNED-NBR-DDN-PORTS                 0_
  CURRENT-NBR-DDN-PORTS                 0_
  MAXIMUM-NBR-DDN-PORTS                 0_
  PLANNED-NBR-TERMINATIONS              0___
  CURRENT-NBR-TERMINATIONS              0___
  MAXIMUM-NBR-TERMINATIONS              0___
  INSTALLATION-AGENCY                   __
D O-M-AGENCY                            __
D ROD                                   0_____
D INSTALLATION-COMPLETE-DATE            0_____
D BENEFICIAL-OCCUPANCY-DATE             0_____

   A: Add  C: Change  D: Delete  F: Find      PF1, ?: Help  PF3, E: End
```

"GENERALIZED" Data Entry/Mgmt Tool Date: 87/03/19 Time: 09:4

View: ISA-ISAAMPE-VIEW File: ISA-ISAAMPE
Command: Page 2 of 2
D Variable R Value Found 1 of 1

```
  AREA-EXCHANGE                    -------
  VALIDITY-KEY                     _
D B662-AMPE-IDENTIFIER             ----
D DDN-URDB-NBR                     -------------
  DCA-CALCULATED-WORKLOAD          _
  S/A-PROGRAMMED-WORKLOAD          _
D ISAAMPE-R-RI                     ----
D SITE-NOM-FOR-PSN                 _
D DCA-PLANNED-FOR-PSN              _
  NBR-TASCID                       0_
  NBR-NICS-TARE                    0_
```

A: Add C: Change D: Delete F: Find PF1, ?: Help PF3, E: End

```
"GENERALIZED" Data Entry/Mgmt Tool          Date:  87/03/19          Time:  09:4

View: ISA-ISAAMPE-VIEW                        File: ISA-IAS-CIRCUITS
Command:                                                  Page 1      of 2
D Variable                              R Value           Found 1     of 1

  TO-ID                                 = 00000
D CKT-ID                                  0_____
D FROM-ID                                 0____
D FROM-ENTITY-CODE                        -
D TO-ENTITY-CODE                          -
D TYPE-HOMING                             0
D CHANNEL-NBR                             ---
D CCSD                                    --------
  CKT-SET                                 -
  SERVICE-AVAILABILITY                    -
D CKT-MODULATION-RATE                     --
D CKT-PARAMETERS                          --
D EFFECTIVE-TRANSMISSION-RATE             -
D MODE-OPERATION                          -
D RESTORATION-PRIORITY                    --
D MODE-SIGNALING                          -

   A: Add  C: Change  D: Delete  F: Find      PF1, ?: Help  PF3, E: End
```

```
"GENERALIZED" Data Entry/Mgmt Tool          Date:  87/03/19          Time:  09:4

View: ISA-ISAAMPE-VIEW                      File: ISA-IAS-CIRCUITS
Command:                                                  Page 2      of 2
D Variable                              R Value           Found 1     of 1

  TO-ID                                 = 00000
D TYPE-OPERATION                          _
D CHANNEL-TYPE                            _
D CHANNEL-CLASS                           _
D O-M-AGENCY                              __
  AGENCY-CLASS                            _
  INSERVICE-DATE                          0_____
  PLANNED-ACTIVATION-DATE                 0_____
  PLANNED-DEACTIVATION-DATE               0_____
D COMMERCIAL-ID                           ____________________

   A: Add  C: Change  D: Delete  F: Find      PF1, ?: Help  PF3, E: End
```

```
"GENERALIZED" Data Entry/Mgmt Tool          Date:  87/03/19          Time:  09:47

View: ISA-ISAAMPE-VIEW                      File: ISA-TERMINAL-HOME
Command:                                                  Page 1      of 1
D Variable                              R Value           Found 1     of 1

  ENTITY-ID                             = 00000
D TERMINAL-ID                             0____
D HOME-TYPE                               _
  NBR-REQUIRED                            _
D TO-LOC                                   00000

   A: Add  C: Change  D: Delete  F: Find      PF1, ?: Help  PF3, E: End
```

```
"GENERALIZED" Data Entry/Mgmt Tool          Date:  87/03/19          Time:  09:47

View: ISA-ISAAMPE-VIEW                      File: ISA-SUBSCRIBER-TERMINAL
Command:                                                    Page 1      of 2
D Variable                              R Value             Found 1     of 1

  TERMINAL-ID                           = 00000
D SUBSCRIBER-ID                           0____
D OPERATING-MODE                          _
D QUERY-TYPE                              _
D MODEM                                   ______
D ALPS-TYPE                               _
D SEQUENTIAL-TYPE                         _
D LINE-CODE                               _
  TRANSMISSION-CONTROL-CODE-NORMAL        __
  TRANSMISSION-CONTROL-CODE-ALPS          __
D TERMINAL-MERL-NBR                       ______
D MEDIA-FORMAT                            ____
D MESSAGE-FORMAT                          ___
D INTERFACE-PROTOCOL                      ______
D CRYPTO-EQUIPMENT                        ______
  DATE-KG-84A                             0_____

   A: Add  C: Change  D: Delete  F: Find      PF1, ?: Help  PF3, E: End
```

```
"GENERALIZED" Data Entry/Mgmt Tool          Date:  87/03/19          Time:  09:47

View: ISA-ISAAMPE-VIEW                    File: ISA-SUBSCRIBER-TERMINAL
Command:                                                  Page 2      of 2
D Variable                              R Value           Found 1     of 1

  TERMINAL-ID                           = 00000
  ANCILLARY-LINE-EQUIPMENT                ____________
D TERMINAL-CLASS                          _
D PRIME-COMMUNICATIONS-TYPE               _
  DATE-CODE                               _
  DATE                                    0_____
  ECP-AUTHORIZED                          _
  ECP-CLASS                               _
D CURRENT-HOME-SYSTEM                     ___________
D DDN-URDB-TERMINAL-ID                    ____________
  TERM-MANU                               ____________________
  TERM-MODEL                              ________________
D DIAL-RESTORAL-REQUIRED                  _
D DIAL-RESTORAL-CAPABLE                   _

   A: Add  C: Change  D: Delete  F: Find      PF1, ?: Help  PF3, E: End
```

```
"GENERALIZED" Data Entry/Mgmt Tool        Date:  87/03/19          Time:  09:50

View: ISA-ISAAMPE-VIEW                      File: ISA-SUBSCRIBER
Command:                                                  Page 1      of 2
D Variable                              R Value           Found 1     of 1

  SUBSCRIBER-ID                         = 00000
D ENR-CODE                                ___
D LOCATION                                ________
D STATE                                   __
D SITE-THEATER-CODE                       _
  LOCATION-CLASS                          _
D COMMUNITY                               _
D NBR-AMPES-REQ                           0
D IS-AN-AMPE-REQ                          _
D PROGRAM-DESIGNATOR-CODE                 ______
  REQUESTING-AGENCY                       __
  REQ-AGENCY                              __
D O-M-AGENCY                              __
  AREA-EXCHANGE                           _______
  VALIDITY-KEY                            _
  POC-NAME                                ____________________

   A: Add  C: Change  D: Delete  F: Find      PF1, ?: Help  PF3, E: End
```

```
"GENERALIZED" Data Entry/Mgmt Tool          Date:  87/03/19          Time:  09:5

View: ISA-ISAAMPE-VIEW                        File: ISA-SUBSCRIBER
Command:                                                    Page 2      of 2
D Variable                              R Value             Found 1     of 1

  SUBSCRIBER-ID                         = 00000
  POC-AGENCY-NAME                         ____________________
  POC-MAJOR-COMMAND                       ____________________
  POC-ELECT-MAIL-ADDR                     ______________________________
  POC-BLDG-ROOM                           ________________________________
  POC-OFFICE-SYMBOL                       ______________________________
  POC-STREET                              ________________________________
  POC-CITY                                ________________________
  POC-STATE                               __
  POC-ZIP-PLUS4                           __________
  POC-AUTOVON-PHONE                       ____________________
  POC-COMMERCIAL-PHONE                    ____________________
D MUST-HOME-FLAG                          _


   A: Add  C: Change  D: Delete  F: Find      PF1, ?: Help  PF3, E: End
```

ISA-SUBSCRIBER-TERMINAL-VIEW

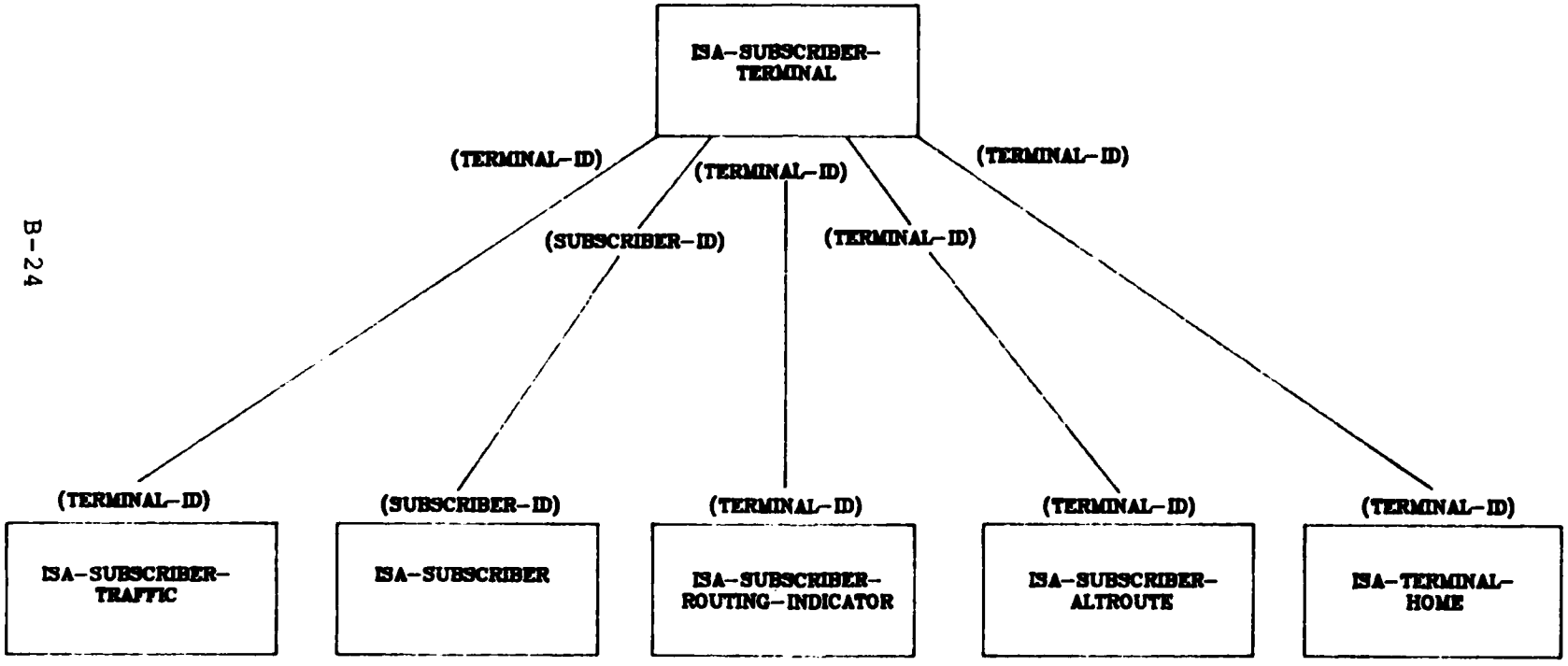

"GENERALIZED" User View Structure View Name: ISA-SUBSCRIBER-TERMINAL-VIEW

Command:

1 ISA-SUBSCRIBER-TERMINAL

#	Filename	FOR	Filename	BY	Value
2	ISA-SUBSCRIBER-TRAFF		ISA-SUBSCRIBER-TERMI		00000
3	ISA-SUBSCRIBER		ISA-SUBSCRIBER-TERMI		00000
4	ISA-SUBSCRIBER-ROUTI		ISA-SUBSCRIBER-TERMI		00000
5	ISA-SUBSCRIBER-ALTRO		ISA-SUBSCRIBER-TERMI		00000
6	ISA-TERMINAL-HOME		ISA-SUBSCRIBER-TERMI		00000

<PF3>, E: EXIT

```
"GENERALIZED" Data Entry/Mgmt Tool          Date:  87/03/10          Time:  09:10

View: ISA-SUBSCRIBER-TERMINAL-VIEW      File: ISA-SUBSCRIBER-TERMINAL
Command:                                                  Page 1      of 2
D Variable                              R Value           Found 1     of 1


D TERMINAL-ID                           0____
D SUBSCRIBER-ID                         0____
D OPERATING-MODE                        -
D QUERY-TYPE                            -
D MODEM                                 ------
D ALPS-TYPE                             -
D SEQUENTIAL-TYPE                       -
D LINE-CODE                             -
  TRANSMISSION-CONTROL-CODE-NORMAL      --
  TRANSMISSION-CONTROL-CODE-ALPS        --
D TERMINAL-MERL-NBR                     ------
D MEDIA-FORMAT                          ----
D MESSAGE-FORMAT                        ---
D INTERFACE-PROTOCOL                    ------
D CRYPTO-EQUIPMENT                      ------

   A: Add  C: Change  D: Delete  F: Find      PF1, ?: Help  PF3, E: End
```

```
"GENERALIZED" Data Entry/Mgmt Tool          Date:  87/03/10          Time:  09:11

View: ISA-SUBSCRIBER-TERMINAL-VIEW      File: ISA-SUBSCRIBER-TERMINAL
Command:                                                  Page 2      of 2
D Variable                          R Value               Found 1     of 1


  DATE-KG-84A                       0_____
  ANCILLARY-LINE-EQUIPMENT          ----------
D TERMINAL-CLASS                    _
D PRIME-COMMUNICATIONS-TYPE         _
  DATE-CODE                         _
  DATE                              0_____
  ECP-AUTHORIZED                    _
  ECP-CLASS                         _
D CURRENT-HOME-SYSTEM               ----------
D DDN-URDB-TERMINAL-ID              ----------
  TERM-MANU                         ----------
  TERM-MODEL                        ----------
D DIAL-RESTORAL-REQUIRED            _
D DIAL-RESTORAL-CAPABLE             _

   A: Add  C: Change  D: Delete  F: Find      PF1, ?: Help  PF3, E: End
```

```
"GENERALIZED" Data Entry/Mgmt Tool          Date:  87/03/19          Time:  15:0

View: ISA-SUBSCRIBER-TERMINAL-VIEW     File: ISA-SUBSCRIBER-TRAFFIC
Command:                                                  Page 1      of 2
D Variable                              R Value           Found 1     of 1

  TERMINAL-ID                           = 00000
D TRAFFIC-DATE                            0_____
  MESSAGES-RECV                           0_____
  LINEBLOCKS-RECV                         0_______
  RECV-PERCENT-CARDS                      0__
  RECV-PERCENT-TAPE                       0__
  RECV-PERCENT-NARRATIVE                  0__
  RECV-PERCENT-FLASH                      0__
  RECV-PERCENT-IMMEDIATE                  0__
  RECV-PERCENT-PRIORITY                   0__
  RECV-PERCENT-ROUTINE                    0__
  MESSAGES-TRANSM                         0_____
  LINEBLOCKS-TRANSM                       0_______
  TRANSM-PERCENT-CARDS                    0__
  TRANSM-PERCENT-TAPE                     0__
  TRANSM-PERCENT-NARRATIVE                0__

   A: Add  C: Change  D: Delete  F: Find      PF1, ?: Help  PF3, E: End
```

```
"GENERALIZED" Data Entry/Mgmt Tool          Date:  87/03/19          Time:  15:0

View: ISA-SUBSCRIBER-TERMINAL-VIEW      File: ISA-SUBSCRIBER-TRAFFIC
Command:                                                  Page 2      of 2
D Variable                              R Value           Found 1     of 1

  TERMINAL-ID                           = 00000
  TRANSM-PERCENT-FLASH                    0__
  TRANSM-PERCENT-IMMEDIATE                0__
  TRANSM-PERCENT-PRIORITY                 0__
  TRANSM-PERCENT-ROUTINE                  0__




   A: Add  C: Change  D: Delete  F: Find      PF1, ?: Help  PF3, E: End
```

```
"GENERALIZED" Data Entry/Mgmt Tool          Date:  87/03/31          Time:  16:08

View: ISA-SUBSCRIBER-TERMINAL-VIEW      File: ISA-SUBSCRIBER
Command:                                                  Page 1      of 2
D Variable                          R Value               Found 1     of 1

  SUBSCRIBER-ID                     = 00000
D ENR-CODE                            ___
D LOCATION                            ________
D STATE                               __
D SITE-THEATER-CODE                   _
  LOCATION-CLASS                      _
D COMMUNITY                           _
D NBR-AMPES-REQ                       0
D IS-AN-AMPE-REQ                      _
D PROGRAM-DESIGNATOR-CODE             ______
  REQUESTING-AGENCY                   __
  REQ-AGENCY                          __
D O-M-AGENCY                          __
  AREA-EXCHANGE                       _______
  VALIDITY-KEY                        _
  POC-NAME                            ____________________

   A: Add  C: Change  D: Delete  F: Find      PF1, ?: Help  PF3, E: End
```

```
"GENERALIZED" Data Entry/Mgmt Tool          Date:  87/03/31          Time:  16:08

View: ISA-SUBSCRIBER-TERMINAL-VIEW      File: ISA-SUBSCRIBER
Command:                                                    Page 2      of 2
D Variable                              R Value             Found 1     of 1

  SUBSCRIBER-ID                         = 00000
  POC-AGENCY-NAME                         --------------------
  POC-MAJOR-COMMAND                       --------------------
  POC-ELECT-MAIL-ADDR                     ------------------------------
  POC-BLDG-ROOM                           --------------------------------
  POC-OFFICE-SYMBOL                       ------------------------------
  POC-STREET                              --------------------------------
  POC-CITY                                ------------------------
  POC-STATE                               --
  POC-ZIP-PLUS4                           ----------
  POC-AUTOVON-PHONE                       --------------------
  POC-COMMERCIAL-PHONE                    --------------------
D MUST-HOME-FLAG                          -



   A: Add  C: Change  D: Delete  F: Find      PF1, ?: Help  PF3, E: End
```

```
"GENERALIZED" Data Entry/Mgmt Tool          Date:  87/03/19          Time:  15:07

View: ISA-SUBSCRIBER-TERMINAL-VIEW     File: ISA-SUBSCRIBER-ROUTING-INDICATOR
Command:                                                Page 1      of 1
D Variable                          R Value             Found 1     of 1

  TERMINAL-ID                       = 00000
D ROUTING-INDICATOR                   _______
D CKT-ID                              0_____
D ROUTING-INDICATOR-TYPE              _
  ROUTING-INDICATOR-CLASS             _

   A: Add  C: Change  D: Delete  F: Find      PF1, ?: Help  PF3, E: End
```

```
"GENERALIZED" Data Entry/Mgmt Tool          Date:  87/03/19          Time:  15:08

View: ISA-SUBSCRIBER-TERMINAL-VIEW      File: ISA-SUBSCRIBER-ALTROUTE
Command:                                                  Page 1      of 1
  D Variable                          R Value             Found 1     of 1

    TERMINAL-ID                       = 00000
  D SUBSCRIBER-ID                       0____
  D ROUTING-INDICATOR                   _______
  D ACTION-CODE                         __
    PHASE                               _
  D ALTROUTE-MEDIA                      _
  D ALTROUTE-RI                         _______
  D ALTROUTE-PRECEDENCE                 _
  D ALTROUTE-CLASS                      _
    ALTROUTE-DESTINATION-LINE           ______
    FIRST-INTERMEDIATE-ASC              ______
    SECOND-INTERMEDIATE-ASC             ______
    THIRD-INTERMEDIATE-ASC              ______


    A: Add  C: Change  D: Delete  F: Find      PF1, ?: Help  PF3, E: End
```

```
"GENERALIZED" Data Entry/Mgmt Tool          Date:  87/03/19          Time:  15:08

View: ISA-SUBSCRIBER-TERMINAL-VIEW      File: ISA-TERMINAL-HOME
Command:                                                  Page 1      of 1
D Variable                          R Value               Found 1     of 1

  TERMINAL-ID                       = 00000
D HOME-TYPE                           _
  NBR-REQUIRED                        _
D ENTITY-CODE                         _
D ENTITY-ID                           0____
D TO-LOC                               00000


   A: Add  C: Change  D: Delete  F: Find      PF1, ?: Help  PF3, E: End
```

ISA-CIRCUITS-VIEW

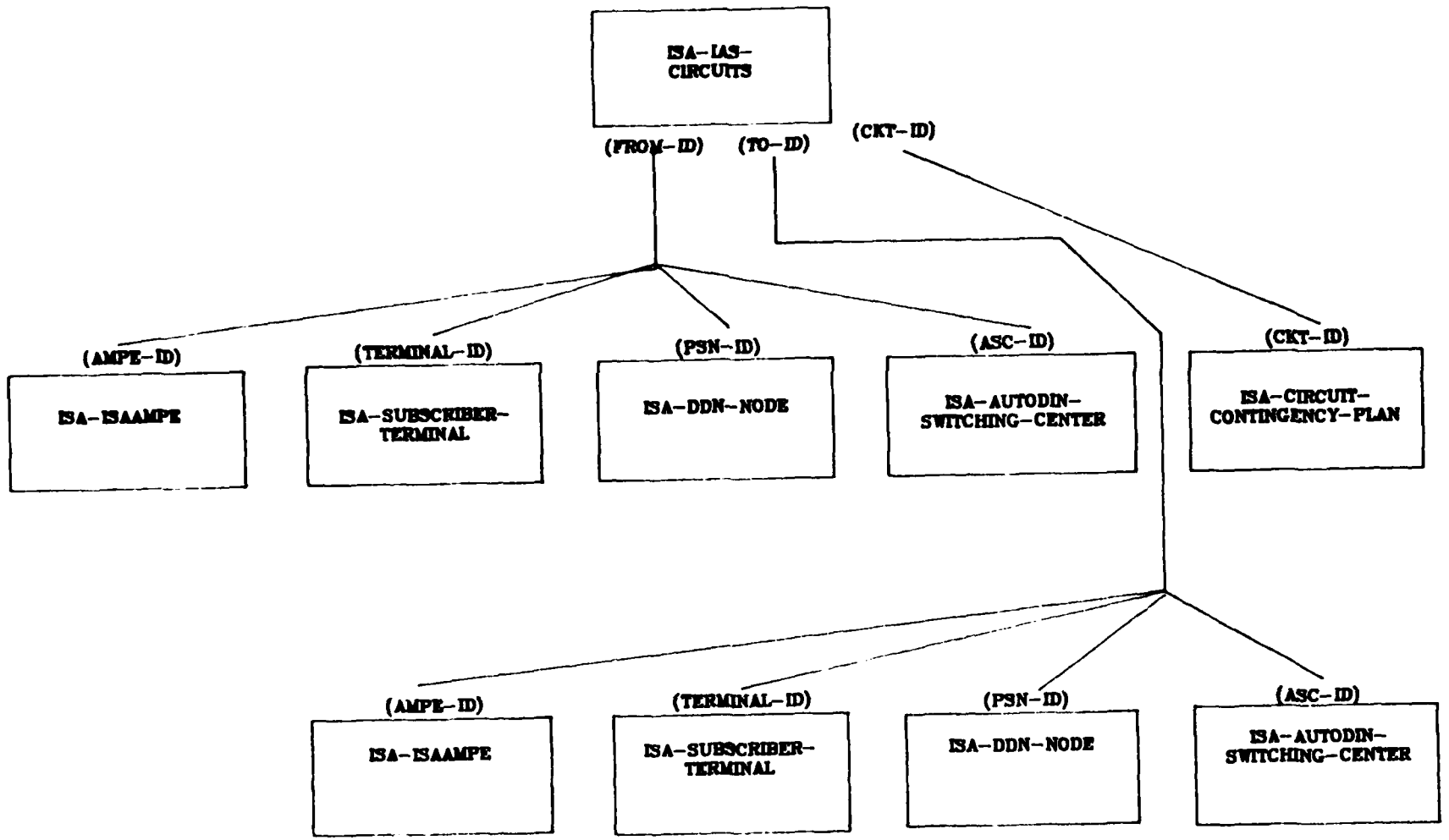

"GENERALIZED" User View Structure View Name: ISA-CIRCUITS-VIEW

Command:

1 ISA-IAS-CIRCUITS

#	Filename	FOR	Filename	BY	Value
2	ISA-ISAAMPE		ISA-IAS-CIRCUITS		00000
3	ISA-SUBSCRIBER-TERMI		ISA-IAS-CIRCUITS		00000
4	ISA-DDN-NODE		ISA-IAS-CIRCUITS		00000
5	ISA-AUTODIN-SWITCHIN		ISA-IAS-CIRCUITS		00000
6	ISA-CIRCUIT-CONTINGE		ISA-IAS-CIRCUITS		000000
7	ISA-ISAAMPE		ISA-IAS-CIRCUITS		00000
8	ISA-SUBSCRIBER-TERMI		ISA-IAS-CIRCUITS		00000
9	ISA-DDN-NODE		ISA-IAS-CIRCUITS		00000
10	ISA-AUTODIN-SWITCHIN		ISA-IAS-CIRCUITS		00000

<PF3>, E: EXIT

```
"GENERALIZED" Data Entry/Mgmt Tool          Date:  87/03/19          Time:  09:2
View: ISA-CIRCUITS-VIEW                    File: ISA-IAS-CIRCUITS
Command:                                                Page 1      of 1
D Variable                              R Value         Found 1     of 1


D FROM-ID                                 0____
D FROM-ENTITY-CODE                        _
D TO-ID                                   0____
D TO-ENTITY-CODE                          _
D CCSD                                    ________
D O-M-AGENCY                              __
  PLANNED-ACTIVATION-DATE                 0_____
  PLANNED-DEACTIVATION-DATE               0_____
D CKT-NBR                                 ____


   A: Add  C: Change  D: Delete  F: Find      PF1, ?: Help  PF3, E: End
```

```
"GENERALIZED" Data Entry/Mgmt Tool          Date:  87/03/19          Time:  09:26

View: ISA-CIRCUITS-VIEW                      File: ISA-ISAAMPE
Command:                                                  Page 1      of 1
D Variable                              R Value           Found 1     of 1

  AMPE-ID                               = 00000
D LOCATION                                --------
D STATE                                   --
D COMMUNITY                               -

   A: Add  C: Change  D: Delete  F: Find      PF1, ?: Help  PF3, E: End
```

```
"GENERALIZED" Data Entry/Mgmt Tool          Date:  87/03/19          Time:  09:29

View: ISA-CIRCUITS-VIEW                      File: ISA-SUBSCRIBER-TERMINAL
Command:                                                    Page 1      of 1
D Variable                              R Value             Found 1     of 1

  TERMINAL-ID                           = 00000
D SUBSCRIBER-ID                           0____
D OPERATING-MODE                          _
D LINE-CODE                               _
D TERMINAL-MERL-NBR                       ------
D INTERFACE-PROTOCOL                      ------
D CURRENT-HOME-SYSTEM                     ----------

   A: Add  C: Change  D: Delete  F: Find      PF1, ?: Help  PF3, E: End
```

"GENERALIZED" Data Entry/Mgmt Tool Date: 87/03/19 Time: 09:29

View: ISA-CIRCUITS-VIEW File: ISA-DDN-NODE

Command: Page 1 of 1

D Variable	R Value	Found 1 of 1
PSN-ID	= 00000	
D NET-NAME	------	
NET-NBR	0__	
SITE-CITY	----------	
D SITE-STATE	__	
D SITE-THEATER-CODE	_	
D LOCATED-WITH-AMPE	_	

A: Add C: Change D: Delete F: Find PF1, ?: Help PF3, E: End

```
"GENERALIZED" Data Entry/Mgmt Tool          Date:  87/03/19          Time:  09:3

View: ISA-CIRCUITS-VIEW                    File: ISA-AUTODIN-SWITCHING-CENTER
Command:                                                  Page 1      of 1
D Variable                              R Value           Found 1     of 1

  ASC-ID                                = 00000
D LOCATION                                --------
D STATE                                   --
D O-M-AGENCY                              --
  PLANNED-DEACTIVATION-DATE               0_____
  ACTUAL-DEACTIVATION-DATE                0_____

   A: Add  C: Change  D: Delete  F: Find      PF1, ?: Help  PF3, E: End
```

```
"GENERALIZED" Data Entry/Mgmt Tool          Date:  87/03/19          Time:  09:40

View: ISA-CIRCUITS-VIEW                    File: ISA-CIRCUIT-CONTINGENCY-PLANS
Command:                                                  Page 1      of 1
D Variable                              R Value           Found 1     of 1

  CKT-ID                                = 000000
D CONTINGENCY-PLAN-TYPE                   _
  CONTINGENCY-PLAN-REFERENCE              __________

   A: Add  C: Change  D: Delete  F: Find      PF1, ?: Help  PF3, E: End
```

```
"GENERALIZED" Data Entry/Mgmt Tool          Date:  87/03/19          Time:  09:4:

View: ISA-CIRCUITS-VIEW                      File: ISA-ISAAMPE
Command:                                                  Page 1      of 1
D Variable                              R Value           Found 1     of 1

  AMPE-ID                               = 00000
D LOCATION                                --------
D STATE                                   --
D COMMUNITY                               -

   A: Add  C: Change  D: Delete  F: Find      PF1, ?: Help  PF3, E: End
```

```
"GENERALIZED" Data Entry/Mgmt Tool          Date:  87/03/19          Time:  09:41

View: ISA-CIRCUITS-VIEW                      File: ISA-SUBSCRIBER-TERMINAL
Command:                                                  Page 1      of 1
D Variable                              R Value           Found 1     of 1

  TERMINAL-ID                           = 00000
D SUBSCRIBER-ID                           0____
D OPERATING-MODE                          _
D LINE-CODE                               _
D TERMINAL-MERL-NBR                       ______
D INTERFACE-PROTOCOL                      ______
D CURRENT-HOME-SYSTEM                     __________


   A: Add  C: Change  D: Delete  F: Find      PF1, ?: Help  PF3, E: End
```

```
"GENERALIZED" Data Entry/Mgmt Tool          Date:  87/03/19          Time:  09:41

View: ISA-CIRCUITS-VIEW                      File: ISA-DDN-NODE
Command:                                                    Page 1      of 1
D Variable                              R Value             Found 1     of 1

  PSN-ID                                = 00000
D NET-NAME                                ------
  NET-NBR                                 0__
  SITE-CITY                               ------------------------
D SITE-STATE                              --
D SITE-THEATER-CODE                       -
D LOCATED-WITH-AMPE                       -


   A: Add  C: Change  D: Delete  F: Find      PF1, ?: Help  PF3, E: End
```

```
"GENERALIZED" Data Entry/Mgmt Tool          Date:  87/03/19          Time:  09:42

View: ISA-CIRCUITS-VIEW                    File: ISA-AUTODIN-SWITCHING-CENTER
Command:                                                Page 1      of 1
D Variable                              R Value         Found 1     of 1

  ASC-ID                                = 00000
D LOCATION                                --------
D STATE                                   --
D O-M-AGENCY                              --
  PLANNED-DEACTIVATION-DATE               0_____
  ACTUAL-DEACTIVATION-DATE                0_____



   A: Add  C: Change  D: Delete  F: Find      PF1, ?: Help  PF3, E: End
```

ISA-SUBSCRIBER-RI-VIEW

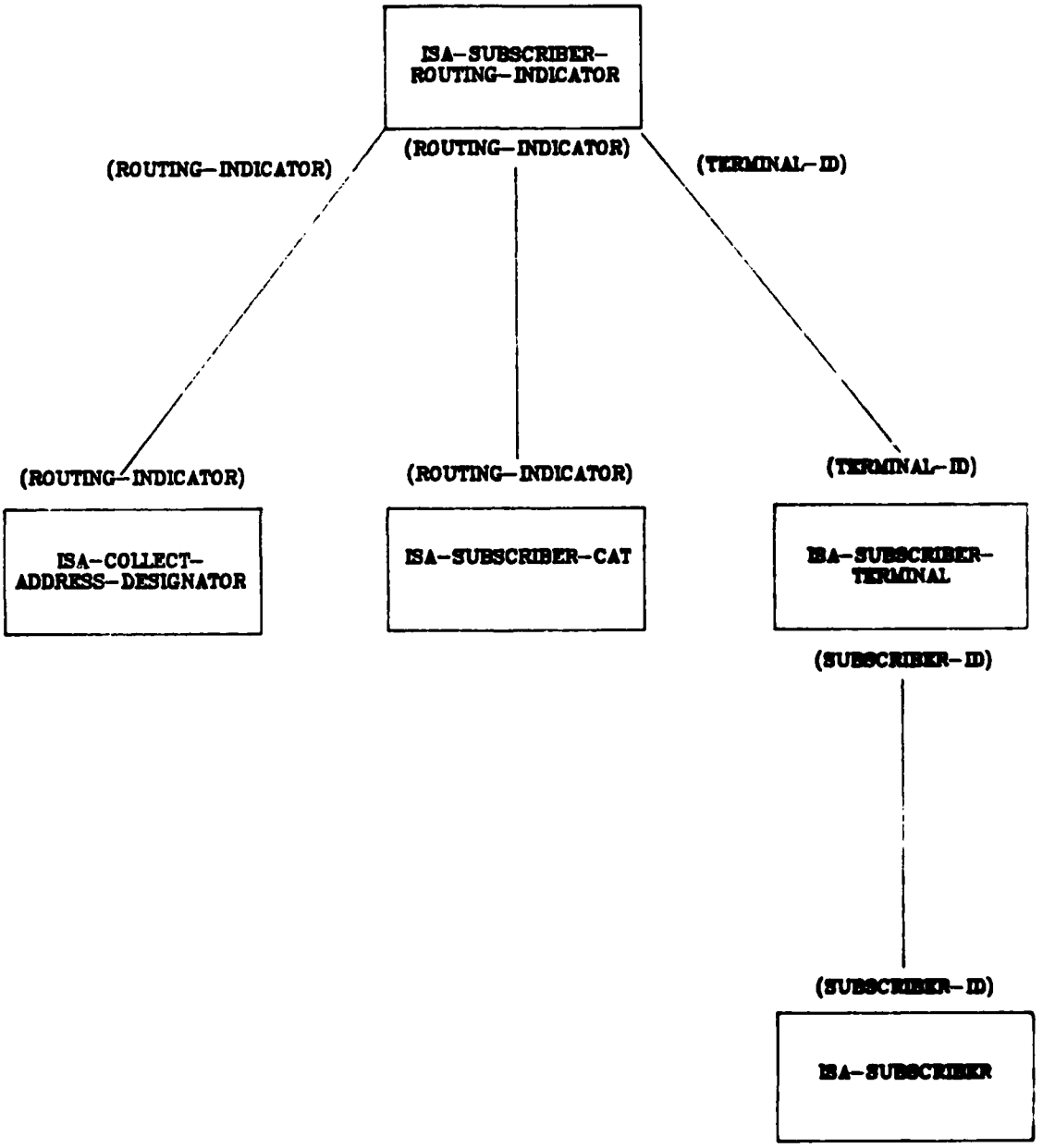

"GENERALIZED" User View Structure View Name: ISA-SUBSCRIBER-FI-VIEW

Command:

1 ISA-SUBSCRIBER-ROUTING-INDICATOR

#	Filename	FOR	Filename	BY	Value
2	ISA-COLLECT-ADDRESS-		ISA-SUBSCRIBER-ROUTI		
3	ISA-SUBSCRIBER-CAT		ISA-SUBSCRIBER-ROUTI		
4	ISA-SUBSCRIBER-TERMI		ISA-SUBSCRIBER-ROUTI		00000
5	ISA-SUBSCRIBER		ISA-SUBSCRIBER-TERMI		

PF3, E: EXIT

"GENERALIZED" Data Entry Mgmt Tool Date: 87/03/31 Time: 09:04

View: ISH-SUBSCRIBER-RI-VIEW File: ISH-SUBSCRIBER-ROUTING-INDICATOR
Command: Page 1 of 1
D Variable Value Found 1 of 1

D ROUTING-INDICATOR _______
D TERMINAL-ID 0____
D CKT-ID 0_____
D ROUTING-INDICATOR-TYPE -
ROUTING-INDICATOR-CLASS -

A: Add C: Change D: Delete F: Find PF1, ?: Help PF3, E: Exit

```
"GENERALIZED" Data Entry/Mgmt Tool          Date:  87/03/31 ***** MESSAGE ******
 * PLEASE ENTER COMMAND *
View: ISA-SUBSCRIBER-RI-VIEW                File: ISA-COLLECT-ADDRESS-DESIGNATOR
                                                        Page 1      of 1
Command:
D Variable                          R Value             Found 1     of 1

   ROUTING-INDICATOR                =
D ASC-SWITCH-CODE1                    -
D COLLECTIVE-TYPE                     -
D COLLECTIVE-RI                       -------

A: Add  C: Change  D: Delete  F: Find      PF1, ?: Help  PF3, E: End
```

"GENERALIZED" Data Entry/Mgmt Tool Date: 87/03/31 Time: 09:07

View: ISA-SUBSCRIBER-RI-VIEW File: ISA-SUBSCRIBER-CAT
Command: Page 1 of 1
D Variable R Value Found 1 of 1

	ROUTING-INDICATOR	=
D	ACTION-CODE	--
D	PHASE	-
D	CAT-NBR	-
	CAT-IMPLEMENTATION-TIME	-

A: Add C: Change D: Delete F: Find PF1, ?: Help PF3, E: End

"GENERALIZED" Data Entry/Mgmt Tool Date: 87/03/31 Time: 09:07

View: ISA-SUBSCRIBER-RI-VIEW File: ISA-SUBSCRIBER-TERMINAL
Command: Page 1 of 2
D Variable R Value Found 1 of 1

TERMINAL-ID	= 00000
D SUBSCRIBER-ID	0____
D OPERATING-MODE	_
D QUERY-TYPE	_
D MODEM	_____
D ALPS-TYPE	_
D SEQUENTIAL-TYPE	_
D LINE-CODE	_
TRANSMISSION-CONTROL-CODE-NORMAL	__
TRANSMISSION-CONTROL-CODE-ALPS	__
D TERMINAL-MERL-NBR	_____
D MEDIA-FORMAT	____
D MESSAGE-FORMAT	___
D INTERFACE-PROTOCOL	_____
D CRYPTO-EQUIPMENT	_____
DATE-KG-84A	0_____

A: Add C: Change D: Delete F: Find PF1, ?: Help PF3, E: End

```
"GENERALIZED" Data Entry/Mgmt Tool          Date:  87/03/31          Time:  09:08

View: ISA-SUBSCRIBER-RI-VIEW                File: ISA-SUBSCRIBER-TERMINAL
Command:                                                    Page 2      of 2
D Variable                              R Value             Found 1     of 1

  TERMINAL-ID                           = 00000
  ANCILLARY-LINE-EQUIPMENT                ----------
D TERMINAL-CLASS                          -
D PRIME-COMMUNICATIONS-TYPE               -
  DATE-CODE                               -
  DATE                                    0_____
  ECP-AUTHORIZED                          -
  ECP-CLASS                               -
D CURRENT-HOME-SYSTEM                     ----------
D DDN-URDB-TERMINAL-ID                    ----------
  TERM-MANU                               --------- ----------
  TERM-MODEL                              ----------
D DIAL-RESTORAL-REQUIRED                  -
D DIAL-RESTORAL-CAPABLE                   -

  A: Add  C: Change  D: Delete  F: Find      PF1, ?: Help  PF3, E: End
```

```
"GENERALIZED" Data Entry/Mgmt Tool          Date:  87/03/31          Time:  09:10

View: ISA-SUBSCRIBER-RI-VIEW                File: ISA-SUBSCRIBER
Command:                                                  Page 1      of 2
D Variable                          R Value               Found 1     of 1

  SUBSCRIBER-ID                     = 00000
D ENR-CODE                            ---
D LOCATION                            --------
D STATE                               --
D SITE-THEATER-CODE                   -
  LOCATION-CLASS                      -
D COMMUNITY                           -
D NBR-AMPES-REQ                       0
D IS-AN-AMPE-REQ                      -
D PROGRAM-DESIGNATOR-CODE             ------
  REQUESTING-AGENCY                   --
  REQ-AGENCY                          --
D O-M-AGENCY                          --
  AREA-EXCHANGE                       -------
  VALIDITY-KEY                        -
  POC-NAME                            ------------------

  A: Add  C: Change  D: Delete  F: Find      PF1, ?: Help  PF3, E: End
```

```
"GENERALIZED" Data Entry/Mgmt Tool          Date:  87/03/31          Time:  09:11

View: ISA-SUBSCRIBER-RI-VIEW              File: ISA-SUBSCRIBER
Command:                                                  Page 2      of 2
D Variable                              R Value           Found 1     of 1

  SUBSCRIBER-ID                         = 00000
  POC-AGENCY-NAME                         ____________________
  POC-MAJOR-COMMAND                       ____________________
  POC-ELECT-MAIL-ADDR                     ______________________________
  POC-BLDG-ROOM                           ________________________________
  POC-OFFICE-SYMBOL                       ______________________________
  POC-STREET                              ________________________________
  POC-CITY                                ________________________
  POC-STATE                               __
  POC-ZIP-PLUS4                           _________
  POC-AUTOVON-PHONE                       ____________________
  POC-COMMERCIAL-PHONE                    ____________________
D MUST-HOME-FLAG                          -

   A: Add  C: Change  D: Delete  F: Find      PF1, ?: Help  PF3, E: End
```

ISA-SUBSCRIBER-VIEW

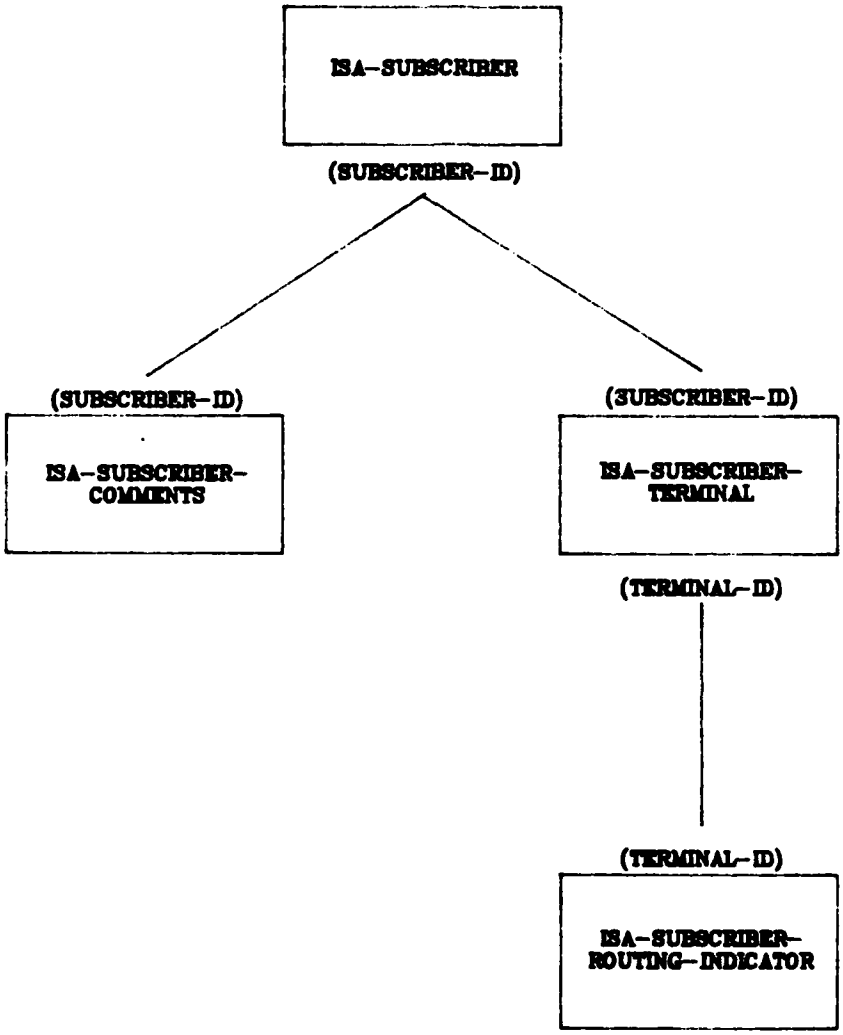

"GENERALIZED" User View Structure View Name: ISA-SUBSCRIBER-VIEW

Command:

1 ISA-SUBSCRIBER

#	Filename	FOR	Filename	BY	Value
2	ISA-SUBSCRIBER-COMME		ISA-SUBSCRIBER		00000
3	ISA-SUBSCRIBER-TERMI		ISA-SUBSCRIBER		00000
4	ISA-SUBSCRIBER-ROUTI		ISA-SUBSCRIBER-TERMI		

<PF3>, E: EXIT

```
"GENERALIZED" Data Entry/Mgmt Tool          Date:  87/03/10          Time:  09:0
View: ISA-SUBSCRIBER-VIEW                    File: ISA-SUBSCRIBER
Command:                                                  Page 1      of 2
D Variable                              R Value           Found 1     of 1


D SUBSCRIBER-ID                          0____
D ENR-CODE                               ___
D LOCATION                               ________
D STATE                                  __
D SITE-THEATER-CODE                      _
  LOCATION-CLASS                         _
D COMMUNITY                              _
D NBR-AMPES-REQ                          0
D IS-AN-AMPE-REQ                         _
D PROGRAM-DESIGNATOR-CODE                ______
  REQUESTING-AGENCY                      __
  REQ-AGENCY                             __
D O-M-AGENCY                             __
  AREA-EXCHANGE                          _______
  VALIDITY-KEY                           _

   A: Add  C: Change  D: Delete  F: Find      PF1, ?: Help  PF3, E: End
```

```
"GENERALIZED" Data Entry/Mgmt Tool          Date:  87/03/10          Time:  09:0

View: ISA-SUBSCRIBER-VIEW                    File: ISA-SUBSCRIBER
Command:                                                    Page 2      of 2
D Variable                              R Value             Found 1     of 1


   POC-NAME                             --------------------
   POC-AGENCY-NAME                      --------------------
   POC-MAJOR-COMMAND                    --------------------
   POC-ELECT-MAIL-ADDR                  ------------------------------
   POC-BLDG-ROOM                        --------------------------------
   POC-OFFICE-SYMBOL                    ------------------------------
   POC-STREET                           --------------------------------
   POC-CITY                             ------------------------
   POC-STATE                            --
   POC-ZIP-PLUS4                        ----------
   POC-AUTOVON-PHONE                    --------------------
   POC-COMMERCIAL-PHONE                 --------------------
D  MUST-HOME-FLAG                       -


    A: Add  C: Change  D: Delete  F: Find      PF1, ?: Help  PF3, E: Ex
```

```
"GENERALIZED" Data Entry/Mgmt Tool          Date:  87/03/19          Time:  15:0

View: ISA-SUBSCRIBER-VIEW                  File: ISA-SUBSCRIBER-COMMENTS
Command:                                                  Page 1      of 1
D Variable                              R Value           Found 1     of 1

  SUBSCRIBER-ID                         = 00000
D SEQ-NBR                                 0_
  REMARKS                                 ----------------------------------------
   REMARKS                                ----------------------------------------

A: Add  C: Change  D: Delete  F: Find      PF1, ?: Help  PF3, E: End
```

```
"GENERALIZED" Data Entry/Mgmt Tool          Date:  87/03/19          Time:  15:

View: ISA-SUBSCRIBER-VIEW                    File: ISA-SUBSCRIBER-TERMINAL
Command:                                                  Page 1      of 2
D Variable                              R Value           Found 1     of 1

  SUBSCRIBER-ID                         = 00000
D TERMINAL-ID                             0____
D OPERATING-MODE                          _
D QUERY-TYPE                              _
D MODEM                                   ______
D ALPS-TYPE                               _
D SEQUENTIAL-TYPE                         _
D LINE-CODE                               _
  TRANSMISSION-CONTROL-CODE-NORMAL        __
  TRANSMISSION-CONTROL-CODE-ALPS          __
D TERMINAL-MERL-NBR                       ______
D MEDIA-FORMAT                            ____
D MESSAGE-FORMAT                          ___
D INTERFACE-PROTOCOL                      ______
D CRYPTO-EQUIPMENT                        ______
  DATE-MG-84A                             0_____

   A: Add  C: Change  D: Delete  F: Find      PF1, ?: Help  PF3, E: End
```

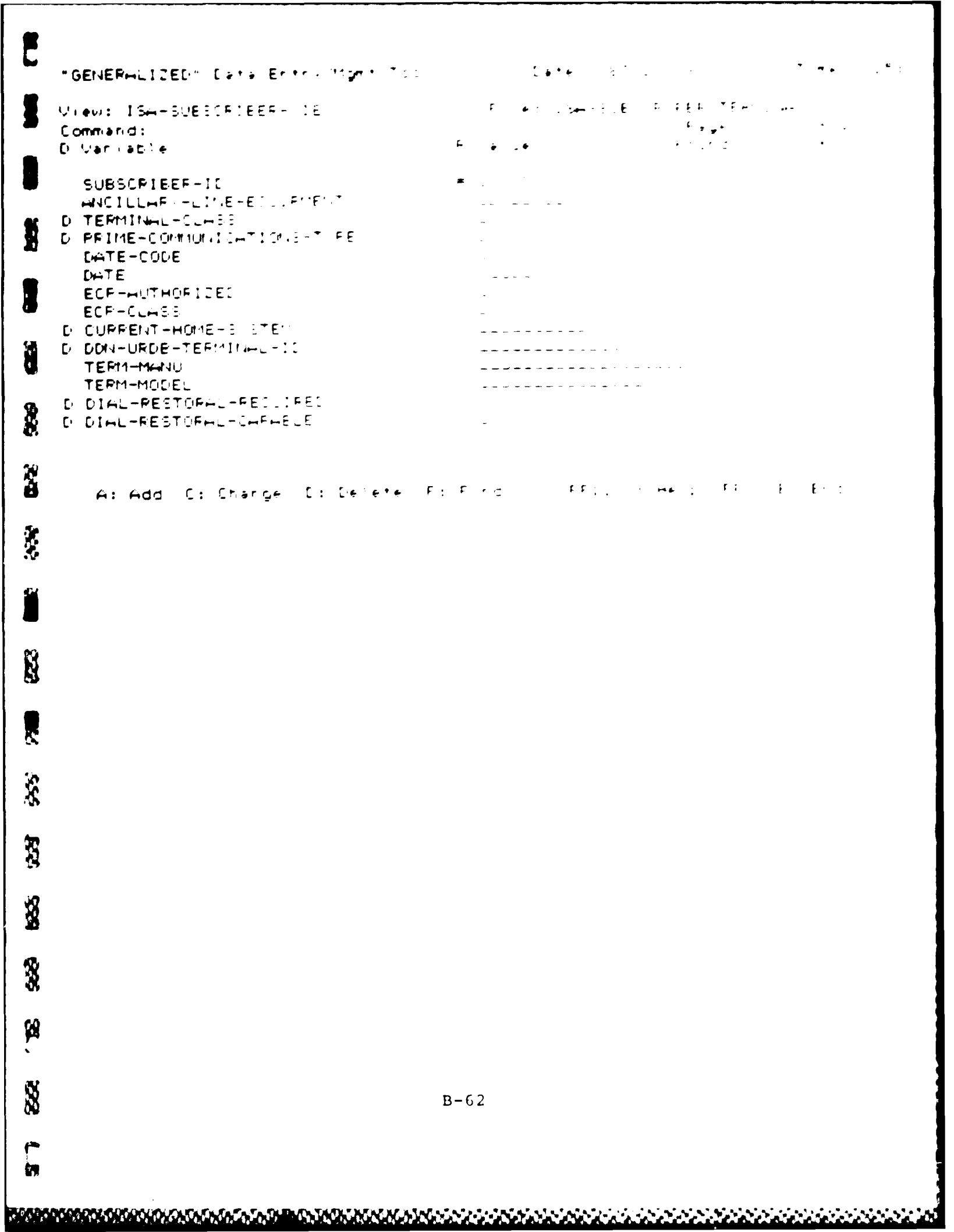
"GENERALIZED" Data
View: IS
Command:
D Variable
SUBSCRIBER-ID
ANCILLARY-LINE-EQUIPMENT
D TERMINAL-CLASS
D PRIME-COMMUNICATIONS-TYPE
DATE-CODE
DATE
ECP-AUTHORIZED
ECP-CLASS
D CURRENT-HOME-STATE
D DDN-URDE-TERMINAL-ID
TERM-MENU
TERM-MODEL
D DIAL-RESTORAL-REQUIRED
D DIAL-RESTORAL-CAPABLE
A: Add C: Change D: Delete



```
*GENERALIZED Data Entry Mgmt Tool                    Date:  87 03 19          Time:  15:0[illegible]

[illegible]: ISA-SUBSCRIBER-[illegible]IE                  File: ISA-SUBSCRIBER-ROUTING-INDICATOR
Command:                                                          Page 1      of 1
[illegible]                                  Value                Found 1      of [illegible]

  TERMINAL-ID                                = [illegible]
[illegible] ROUTING-INDICATOR                  -------
[illegible]                                    ------
[illegible] ROUTING-INDICATOR-TYPE             _
  ROUTING-INDICATOR-[illegible]                _

[illegible]  A: Add  [illegible] Change  D: Delete  P: Print        PF1, ?: Help  PF3, E: End
```

APPENDIX C

GTOOLS MAINTENANCE PROCEDURES

UPDATING GENERAL TOOLS INTERNAL EDITS

R810 requires certain information be provided them to do internal edits. All editing is done on the unclassified IBM, then all of the information is rolled over to the classified system. Figure C-1 shows the form used to simplify this procedure. Use this form to add verifications or change existing ones. There are five type of internal edits, described below.

1. REGULAR TABLE EDIT (Verification type T) - checks for a match of data in the field requested with data in another ADABAS file.

2. MASTER TABLE EDIT (Verification type T) - performs verification on elements that have up to forty values.

3. VALUE VERIFICATION (Verification type E) - verifies against values stored in the ADABAS dictionary. Up to six values may be used.

4. RANGE CHECK (Verification type R, L, or G) - checks against ranges stored in the data dictionary. For type R (Range), up the three ranges may be given. Type can also be L (Less than) or G (Greater than).

5. DATE MASK (Verification type D) - ensures dates are in the correct format. The date is also verified for a legal year, month, and day, including leap year. There are ten date masks available.

User Verification and Post Processing Routines

User routines are written to verify the syntactic correctness of entries that cannot be verified with GTOOLS internal edits.

Most Processing routines are written for a userview. The routine is called after all elements have been verified and added, changed, or deleted. ADABAS direct calls are used.

See reference c for detailed information on verification routines.

Editing Error Messages

Elements with internal edits do not require special error messages. To add error messages for other elements, type 'ENTRY DCEC-MESSAGE-LIBRARY' and press carriage return (<CR>). At this point messages may be added, changed, and deleted using GTOOLS commands.

PURPOSE OF
VERIFICATION: _____

FIELD TO BE VERIFIED: _____
FILE NAME: _____
CAN FIELD BE BLANK: _____

CIRCLE TYPE OF VERIFICATION

T

EDIT FILE NAME: _____
EDIT FIELD NAME: _____
ERROR MSG ID: _____
EXPANSION: _____
IS EDIT FIELD A
SUPER DESCRIPTOR: _____

U

MODULE NAME: _____

E

VALUE1: _____
VALUE2: _____
VALUE3: _____
VALUE4: _____
VALUE5: _____
VALUE6: _____

L/G

VALUE: _____

R

RANGE1 FROM: _____
RANGE1 TO: _____
RANGE2 FROM: _____
RANGE2 TO: _____
RANGE3 FROM: _____
RANGE3 TO: _____

D

DATE MASK: _____

Figure C-1. Form for Verification Submission

Editing HELP Panels

To add, change, or delete a HELP panel, enter 'PANEL <CR>' at the READY prompt. The program is menu-driven and self-explanatory. Use 'NIS' as the application on the menu screen.

APPENDIX D

I-S/A AMPE DATA FILES

ISA-AUTODIN-SWITCHING-CENTER FILE

DATA ELEMENT	FORMAT	D
ASC-ID	N5	D
ASC-SWITCH-CODE1	A1	D
ASC-R-RI	A4	D
ASC-Y-RI	A4	D
LOCATION	A8	D
STATE	A2	D
CURRENT-NBR-TERMINATIONS	N3	
MAXIMUM-NBR-TERMINATIONS	N3	
PLANNED-NBR-TERMINATIONS	N3	
O-M-AGENCY	A2	D
PLANNED-DEACTIVATION-DATE	N6	
ACTUAL-DEACTIVATION-DATE	N6	

ISA-COLLECTIVE-ADDRESS-DESIGNATOR FILE

DATA ELEMENT	FORMAT	D
ASC-SWITCH-CODE1	A1	D
ROUTING-INDICATOR	A7	D
COLLECTIVE-TYPE	A1	D
COLLECTIVE-RI	A7	D

ISA-CIRCUIT-CONTINGENCY-PLANS FILE

DATA ELEMENT	FORMAT	D
CKT-ID	N6	D
CONTINGENCY-PLAN-TYPE	A1	D
CONTINGENCY-PLAN-REFERENCE	A10	

ISA-DDN-NODE FILE

DATA ELEMENT	FORMAT	D
PSN-ID	N5	D
NET-NAME	A6	D
NET-NBR	N3	
IMP-NBR	N3	
MAJOR-COMMAND	A20	
SITE-AGENCY-NAME	A20	
SITE-BLDG-ROOM	A32	
SITE-STREET-ADDRESS	A32	
SITE-CITY	A25	
SITE-STATE	A2	D
SITE-ZIP-PLUS4	A10	
GEOLOC	A10	D
SITE-THEATER-CODE	A1	D
AREA-EXCHANGE	A7	
LOCATED-WITH-AMPE	A1	D
PLANNED-ROD	A6	
ACTUAL-OPERATION-DATE	A6	

DTTI-LOOKUP FILE

DATA ELEMENT	FORMAT	D
ISA-DTTI-LOOKUP		
CKT-REQ-ID	A8	D
TYPE-CONNECTIVITY	A40	
DETAIL	A2	D
SEQ-NBR	N2	D
LAST-SEQ-NBR	N2	
DTTI-NBR	A6	D

ISA-IAS-CIRCUITS FILE

DATA ELEMENT	FORMAT	D
CKT-ID	N6	D
FROM-ID	N5	D
FROM-ENTITY-CODE	A1	D
TO-ID	N5	D
TO-ENTITY-CODE	A1	D
TYPE-HOMING	N1	D
CHANNEL-NBR	A3	D
CKT-COST	N5.2	
CKT-MILES	N5	
CCSD	A8	D
CKT-SET	A1	
SERVICE-AVAILABILITY	A1	
CKT-MODULATION-RATE	A2	D
CKT-PARAMETERS	A2	D
EFFECTIVE-TRANSMISSION-RATE	A1	D
MODE-OPERATION	A1	D
RESTORATION-PRIORITY	A2	D
MODE-SIGNALING	A1	D
TYPE-OPERATION	A1	D
CHANNEL-TYPE	A1	D
CHANNEL-CLASS	A1	D
SECURITY-EQUIP-DIRECTION1	A2	D
SECURITY-EQUIP-DIRECTION2	A2	D
FUNDING-AGENCY	A2	D
INSTALLATION-AGENCY	A2	D
REQUESTING-AGENCY	A2	D
REQ-AGENCY	A2	D
O-M-AGENCY	A2	
AGENCY-CLASS	A1	
INSERVICE-DATE	N	
PLANNED-ACTIVATION-DATE	N	
PLANNED-DEACTIVATION-DATE	N	
AVOIDANCE-LOCATION1	A	
AVOIDANCE-STATE1		
AVOIDANCE-LOCATION2		
AVOIDANCE-STATE2		
AVOIDANCE-LOCATION3		
AVOIDANCE-STATE3		
FIRST-DIVERSE-CKT-NBR		
SECOND-DIVERSE-CKT-NBR		
THIRD-DIVERSE-CKT-NBR		
COMMERCIAL-ID		
FROM-LOC		
TO-LOC		
CCSD-AGENCY-CODE		
PURPOSE-USE-CODE		
TYPE-SERVICE-CODE		
CKT-NBR		

AD-A180 298 I-S/A AMPE (INTER-SERVICE/AGENCY AUTOMATED MESSAGE PROCESSING EXCHANGE) DATABASE UPDATE USER'S MANUAL(U) COMPUTER SCIENCES CORP FALLS CHURCH VA K KERNDT ET AL. 2/3

UNCLASSIFIED 31 MAR 87 F/G 12/7 NL




1.0
1.1
1.25
1.4
1.6
2.0
2.2
2.5
2.8
3.2
3.6
4.0
4.5
CROCOPY RESOLUTION TEST CHART

ISA-ISAAMPE FILE

DATA ELEMENT	FORMAT	D
AMPE-ID	N5	D
LOCATION	A8	D
STATE	A2	D
COMMUNITY	A1	D
PLANNED-NBR-DDN-PORTS	N2	
CURRENT-NBR-DDN-PORTS	N2	
MAXIMUM-NBR-DDN-PORTS	N2	
PLANNED-NBR-TERMINATIONS	N3	
CURRENT-NBR-TERMINATIONS	N3	
MAXIMUM-NBR-TERMINATIONS	N3	
INSTALLATION-AGENCY	A2	
O-M-AGENCY	A2	D
ROD	N6	D
INSTALLATION-COMPLETE-DATE	N6	D
BENEFICIAL-OCCUPANCY-DATE	N6	D
AREA-EXCHANGE	A7	
VALIDITY-KEY	A1	
B662-AMPE-IDENTIFIER	A4	D
DDN-URDB-NBR	A13	D
DCA-CALCULATED-WORKLOAD	A1	
S/A-PROGRAMMED-WORKLOAD	A1	
SITE-POINT-OF-CONTACT	A32	
SITE-COMMERCIAL-PHONE	A20	
SITE-AUTOVON-PHONE	A20	
SITE-SECURE-PHONE	A20	
SITE-OFFICE-SYMBOL	A30	
SITE-POC-STREET	A32	
SITE-POC-CITY	A25	
SITE-POC-STATE	A2	
SITE-POC-ZIP-PLUS4	A10	
O-M-POINT-OF-CONTACT	A32	
O-M-AUTOVON-PHONE	A20	
O-M-COMMERCIAL-PHONE	A20	
O-M-SECURE-PHONE	A20	
O-M-OFFICE-SYMBOL	A30	
O-M-POC-STREET	A32	
O-M-POC-CITY	A25	
O-M-POC-STATE	A2	
O-M-POC-ZIP-PLUS4	A10	
ISSAMPE-R-RI	A4	D
ISSAMPE-Y-RI	A4	D
SITE-NOM-FOR-PSN	A1	D
DCA-PLANNED-FOR-PSN	A1	D
NBR-TASCID	A2	
NBR-NICS-TARE	A2	

ISA-SUBSCRIBER FILE

DATA ELEMENT	FORMAT	D
SUBSCRIBER-ID	N5	D
ENR-CODE	A3	D
LOCATION	A8	D
STATE	A2	D
SITE-THEATER-CODE	A1	D
LOCATION-CLASS	A1	
COMMUNITY	A1	D
NBR-AMPES-REQ	A1	D
IS-AN-AMPE-REQ	A1	D
PROGRAM-DESIGNATOR-CODE	A6	D
REQUESTING-AGENCY	A2	
REQ-AGENCY	A2	
O-M-AGENCY	A2	D
AREA-EXCHANGE	A7	
VALIDITY-KEY	A1	
POC-NAME	A20	
POC-AGENCY-NAME	A20	
POC-MAJOR-COMMAND	A20	
POC-ELEC-MAIL-ADDR	A30	
POC-BLDG-ROOM	A32	
POC-OFFICE-SYMBOL	A30	
POC-STREET	A32	
POC-CITY	A25	
POC-STATE	A2	
POC-ZIP-PLUS4	A10	
POC-AUTOVON-PHONE	A20	
POC-COMMERCIAL-PHONE	A20	
MUST-HOME-FLAG	A1	D

ISA-ISAAMPE-SUBSCRIBER-ALTROUTE FILE

DATA ELEMENT	FORMAT	D
TERMINAL-ID	N5	D
SUBSCRIBER-ID	N5	D
ROUTING-INDICATOR	N7	D
ACTION-CODE	A2	D
PHASE	A1	
ALTROUTE-MEDIA	A1	D
ALTROUTE-RI	A7	D
ALTROUTE-PRECEDENCE	A1	D
ALTROUTE-CLASS	A1	D
ALTROUTE-DESTINATION-LINE	A6	
FIRST-INTERMEDIATE-ASC	A6	
SECOND-INTERMEDIATE-ASC	A6	
THIRD-INTERMEDIATE-ASC	A6	

ISA-ISAAMPE-SUBSCRIBER-COMMENTS FILE

DATA ELEMENT	FORMAT	D
SUBSCRIBER-ID	N5	D
SEQ-NBR	N2	D
REMARKS	A80	

ISA-SUBSCRIBER-TERMINAL FILE

DATA ELEMENT	FORMAT	D
TERMINAL-ID	N5	D
SUBSCRIBER-ID	N5	D
OPERATING-MODE	A1	D
QUERY-TYPE	A1	D
MODEM	A10	D
ALPS-TYPE	A1	D
SEQUENTIAL-TYPE	A1	D
LINE-CODE	A1	D
TRANSMISSION-CONTROL-CODE-NORMAL	A2	
TRANSMISSION-CONTROL-CODE-ALPS	A2	
TERMINAL-MERL-NBR	A6	D
MEDIA-FORMAT	A4	D
MESSAGE-FORMAT	A3	D
INTERFACE-PROTOCOL	A8	D
CRYPTO-EQUIPMENT	A6	D
DATE-KG-84A	N6	
ANCILLARY-LINE-EQUIP	A12	
TERMINAL-CLASS	A1	D
PRIME-COMMUNICATIONS-TYPE	A1	D
DATE-CODE	N6	
DATE	A1	
ECP-AUTHORIZED	A1	
ECP-CLASS	A1	
CURRENT-HOME-SYSTEM	A11	D
DDN-URDB-TERMINAL-ID	A13	D
TERM-MANU	A20	
TERM-MODEL	A18	
DIAL-RESTORAL-REQUIRED	A1	D
DIAL-RESTORAL-CAPABLE	A1	D

ISA-SUBSCRIBER-CAT FILE

DATA ELEMENT	FORMAT	D
ROUTING-INDICATOR	A7	D
ACTION-CODE	A2	D
PHASE	A1	D
CAT-NBR	A1	D
CAT-IMPLEMENTATION-TIME	A1	

ISA-SUBSCRIBER-ROUTING-INDICATOR FILE

DATA ELEMENT	FORMAT	D
ROUTING-INDICATOR	A7	D
TERMINAL-ID	N5	D
CKT-ID	N6	D
ROUTING-INDICATOR-TYPE	A1	D
ROUTING-INDICATOR-CLASS	A1	

ISA-SUBSCRIBER-TRAFFIC FILE

DATA ELEMENT	FORMAT	D
TERMINAL-ID	N5	D
TRAFFIC-DATE	N6	D
MESSAGES-RECV	N6	
LINEBLOCKS-RECV	N8	
RECV-PERCENT-CARDS	N3	
RECV-PERCENT-TAPE	N3	
RECV-PERCENT-NARRATIVE	N3	
RECV-PERCENT-FLASH	N3	
RECV-PERCENT-IMMEDIATE	N3	
RECV-PERCENT-PRIORITY	N3	
RECV-PERCENT-ROUTINE	N3	
MESSAGES-TRANSM	N6	
LINEBLOCKS-TRANSM	N8	
TRANSM-PERCENT-CARDS	N3	
TRANSM-PERCENT-NARRATIVE	N3	
TRANSM-PERCENT-FLASH	N3	
TRANSM-PERCENT-IMMEDIATE	N3	
TRANSM-PERCENT-PRIORITY	N3	
TRANSM-PERCENT-ROUTINE	N3	

ISA-TERMINAL-HOME FILE

DATA ELEMENT	FORMAT	D
TERMINAL-ID	N5	D
HOME-TYPE	A1	D
NBR-REQUIRED	A1	
ENTITY-CODE	A1	
ENTITY-ID	N5	D
TO-LOC	A6	D

APPENDIX E

REFERENCE TABLES

Table E-1. Agency codes
Ref DCAC 310-65-1

Code	Agency - Department of Agriculture
AA	Office of the Secretary of Agriculture
AB	Economic Research Service
AC	Commodity Credit Corporation
AE	Commodity Exchange Authority
AF	Forest Service
AG	U.S. Department of Agriculture Graduate School
AH	Farmers Home Administration
AJ	Rural Commodity Development Service
AK	Statistical Reporting Service
AL	National Agriculture Library
AM	Agricultural Marketing Service
AN	International Organizations Staff
AP	Research Program Development and Evaluation Staff
AQ	Federal Extension Service
AR	Rural Electrification Administration
AS	Soil Conservation Service
AT	Cooperative State Research Service
AU	Farmer Cooperative Service
AV	Foreign Agricultural Service
AW	Federal Crop Insurance Corporation
AX	Packers and Stockyards Administration
AY	Agricultural Research Service
AZ	Agriculture Stabilization and Conservation Service

Table E-1 (cont)

Code	Agency - Department of Labor
BA	Office of the Assistant Secretary for Administration
BB	Office of the Secretary of Labor
BC	Office of the Solicitor
BE	Employees' Compensation Appeals Board
BL	Office of the Assistant Secretary for Labor-Management Relations (Labor-Management Services Administration)
BM	Office of the Assistant Secretary for Manpower (Manpower Administration)
BP	Office of the Assistant Secretary for Policy, Evaluation, and Research
BQ	Bureau of International Labor Affairs
BR	Office of Information, Publications, and Reports
BS	Office of the Commissioner of Labor Statistics
BT	National Commissioner of Labor Statistics
BW	Office of the Assistant Secretary for Workplace Standards (Workplace Standards)
Code	Agency - Department of Commerce
CB	Bureau of the Census
CC	Office of the Secretary of Commerce
CD	Business and Defense Services
CE	Economic Development Administration
CF	Office of Field Service
CG	Office of Foreign Direct Investments
CH	Office of Business Economics
CK	Bureau of International Commerce
CM	Maritime Administration

Table E-1 (cont)

Code	Agency - Department of Commerce
CN	Office of State Technical Services
CP	Patent Office
CR	Environmental Science Services Administration
CS	National Bureau of Standards
CT	United States Travel Service
CX	Community Relations Service
CY	Office of Foreign Commercial Services
Code	**Agency - Department of Defense**
DA	Department of the Army (includes Office of Civil Defense)
DB	Defense Mapping Agency
DC	Defense Civil Preparedness Agency
DD	Office of the Secretary of Defense
DE	Advanced Research Project Agency
DF	Department of the Air Force
DG	National Security Agency
DH	Defense Nuclear Agency
DJ	Organization of the Joint Chiefs of Staff (including Joint Staff and Unified or Specified Commands and Joint Service Schools)
DK	Defense Communications Agency
DL	Defense Intelligence Agency
DN	Department of the Navy
DP	United States Coast Guard (under DoD during wartime)

Table E-1 (cont)

Code	Agency - Department of Defense
DQ	Central Security Service
DR	Defense Contract Audit Agency
DS	Defense Logistics Agency (DLA)
DT	Defense Security Assistance Agency
DV	Defense Investigative Service
Code	**Agency - Executive Office of the President**
EA	Office of Telecommunications Policy
EB	Office of Management and Budget
EC	Council of Economic Advisers
ED	Domestic Council
EE	Executive Office of the President
EF	Office of Economic Opportunity
EM	National Council of Marine Resources and Engineering Development
EN	National Security Council
EP	Office of Emergency Preparedness
EQ	Office of the Special Representative for Trade Negotiations
ES	National Aeronautics and Space Council
ET	Office of Science and Technology
EW	The White House Office

Table E-1 (cont)

Code	Agency - Department of Justice
FA	Legal and Administrative Activities (other than the Attorney General, U.S. Attorneys, and U.S. Marshals)
FB	Bureau of Narcotics and Dangerous Drugs
FC	Bureau of Prisons (includes Federal Prison Industries, Inc.)
FD	Federal Bureau of Investigation
FE	Immigration and Naturalization Service
FF	Office of the Attorney General
FG	Office of the United States Attorneys
FH	Office of the United States Marshals
Code	**Agency - Department of Transportation**
GD	Bureau of Railroad Safety
GE	Federal Aviation Administration
GF	Federal Highway Administration
GG	Office of the Secretary of Transportation
GH	Federal Railroad Administration
GJ	National Highway Traffic Safety Administration
GK	National Transportation Safety Board
GL	Office of High Speed Ground Transportation
GM	Office of Policy and Program Analysis
GN	Saint Lawrence Seaway Development Corporation
GP	United States Coast Guard (under Department of Transportation during peacetime)
GQ	Urban Mass Transportation Administration

Table E-1 (cont)

Code	Agency - Department of Health and Human Services
HA	Office of the Surgeon General
HB	Bureau of Elementary and Secondary Education
HC	Children's Bureau
HD	Food and Drug Administration
HE	Office of Education
HF	Bureau of Adult and Vocational Education
HG	Bureau of Disease Prevention and Environmental Control
HH	Office of the Secretary of Health, Education, and Welfare
HJ	National Institutes of Health
HL	National Library of Medicine
HM	Bureau of Educational Personnel Development
HN	Bureau of Health Services
HO	Social and Rehabilitation Service
HP	Public Health Service
HQ	Assistance Payments Administration
HR	Bureau of Health Manpower
HS	Social Security Administration
HT	Bureau of Education for the Handicapped
HU	Administration on Aging
HV	Bureau of Higher Education
HW	Bureau of Research
HX	Rehabilitation Services Administration
HY	Medical Services Administration

Table E-1 (cont)

Code	Agency - Judicial Branch
JC	Judicial Circuits - United States Courts of Appeals
JD	United States District Courts
JF	Office of the Director, Federal Judicial Center
JJ	Office of the Chief Justice of the United States
JS	The Supreme Court of the United States
JT	Tax Court, United States
JW	Courts of the District of Columbia
JX	Special Courts
Code	Agency - Department of the Interior
KA	Alaska Power Administration
KB	Office of Water Resources Research
KC	Office of Coal Research
KD	Defense Electric Power Administration
KE	Office of Job Corps Coordination
KF	United States Fish and Wildlife Service
KG	Geological Survey
KH	Office of Oil and Gas
KJ	Bureau of Indian Affairs
KK	Office of the Secretary of Interior
KL	Bureau of Land Management
KM	Bureau of Mines
KN	Oil Import Administration
KP	National Park Service

Table E-1 (cont)

Code	Agency - Department of the Interior
KQ	Bureau of Outdoor Recreation
KR	Bureau of Reclamation
KS	Office of Minerals and Solid Fuels
KT	Office of Territories
KW	Office of Saline Water
KX	Bonneville Power Administration
KY	Southeastern Power Administration
KZ	Southwestern Power Administration
Code	**Agency - Legislative Branch**
LA	Office of the Architect of the Capitol
LG	General Accounting Office
LH	United States House of Representatives
LL	The Congress
LM	Library of Congress
LP	Government Printing Office
LS	United States Senate
Code	**Agency - Department of Housing and Urban Development**
MA	Office of the Assistant Secretary for Administration
MB	Office of the Assistant Secretary for Community Development
MC	Office of the Assistant to the Secretary for Congressional Relations
ME	Office of the Assistant Secretary for Equal Opportunity

Table E-1 (cont)

Code	Agency - Department of Housing and Urban Development
MF	Federal Insurance Administration
MG	Government National Mortgage Association
MH	Office of the Assistant Secretary for Housing Production and Mortgage Credit
MK	Office of International Affairs
ML	Office of the Assistant to the Secretary for Labor Relations
MM	Office of the Secretary for Housing and Urban Development
MN	Office of the Assistant Secretary for Housing Management
MP	Office of Public Affairs
MQ	Office of the Assistant Secretary for Community Planning and Management
MR	Office of the Assistant Secretary for Research and Technology
MS	Office of the General Counsel
MT	Office of the Regional Administrator
MV	Office of Voluntary Action
MX	Office of the Deputy Under Secretary for Policy Analysis and Program Evaluation
Code	**Agency - Department of the Treasury**
QB	United States Savings Bonds Division
QC	Office of the Comptroller of the Currency
QD	Bureau of Public Debt
QE	Bureau of Engraving and Printing

Table E-1 (cont)

Code	Agency - Department of the Treasury
QH	Bureau of Accounts
QL	Bureau of Customs
QM	Bureau of the Mint
QN	Internal Revenue Service
QQ	Office of the Secretary of the Treasury
QS	United States Secret Service
QU	Office of the Treasurer of the United States
Code	**Agency - Department of State**
SA	Bureau of Administration
SB	Bureau of Educational and Cultural Affairs
SE	Bureau of Economic Affairs
SF	Bureau of African Affairs
SG	Bureau of the Security and Consular Affairs
SK	Agency for International Development
SM	Bureau of Political-Military Affairs
SN	Bureau of Near Eastern and South Asian Affairs
SP	Bureau of Public Affairs
SQ	Bureau of East Asian and Pacific Areas
SR	Bureau of Intelligence and Research
SS	Office of the Secretary of State
ST	Bureau of International Scientific and Technological Affairs
SV	Peace Corps
SW	Bureau of Inter-American Affairs

Table E-1 (cont)

Code	Agency - Department of State
SX	Bureau of International Organization Affairs
SY	Bureau of European Affairs
SZ	Planning and Coordination Staff
Code	**Agency - Independent Federal Agencies**
TA	Administrative Conference of the United States
TB	American Battle Monuments Commission
TC	Appalachian Regional Commission
TD	Department of Energy
TE	Canal Zone Government
TF	Civil Aeronautics Board
TG	General Services Administration
TH	Delaware River Basin Commission
TJ	District of Columbia Government
TK	Equal Employment Opportunity Commission
TL	Foreign Claims Settlement Commission of the United States
TM	Farm Credit Administration
TP	Federal Communications Commission
TQ	Federal Deposit Insurance Corporation
TR	Federal Home Loan Bank Board
TS	Federal Maritime Commission
TT	Federal Mediation and Conciliation Service
TU	Federal Power Commission
TV	Tennessee Valley Authority

Table E-1 (cont)

Code	Agency - Independent Federal Agencies
TW	Federal Trade Commission
TX	Export-Import Bank of the United States
TY	Commisson of Fine Arts
TZ	Indian Claims Commission
T0	Interstate Commerce Commission
T1	National Aeronautics and Space Administration
T2	National Foundation on the Arts and the Humanities
T3	National Labor Relations Board
T4	National Mediation Board
T5	National Science Foundation
T6	New England Regional Commission
T7	Ozarks Regional Commission
T8	Panama Canal Company
T9	Railroad Retirement Board
UA	Renegotiation Board
UB	Securities and Exchange Commission
UC	Selective Service System
UD	Small Business Administration
UE	Smithsonian Institution
UF	Subversive Activities Control Board
UG	Advisory Committee on the Arts
UH	Board of Governors of the Federal Reserve System
UJ	Arms Control and Disarmament Agency, United States
UK	Civil Service Commission, United States

Table E-1 (cont)

Code	Agency - Independent Federal Agencies
UL	Information Agency, United States
UM	Tariff Commission, United States
UP	Administrative Committee of the Federal Register
UQ	Advisory Board on National Parks, Historic Sites, Buildings, and Monuments
UR	Advisory Commission on Intergovernmental Relations
UT	Advisory Council on Historic Preservation
UU	American Revolution Bicentennial Commission
UV	Board of Foreign Scholarships
UW	Board on Geographic Names
UX	Commission on Government Procurement
UY	Citizens Advisory Council on the Status of Women
UZ	Commission on Civil Rights
U0	Commission on Presidential Scholars
U1	Committee for the Preservation of the White House
U2	Committe on Purchases of Blind-Made Products
U3	Commodity Exchange Commission
U4	Consumer Advisory Council
U5	Distinguished Civilian Service Awards Board
U6	District of Columbia Redevelopment Land Agency
U7	Export Control Review Board
U8	Federal Advisory Council on Regional Economic Development
U9	Federal Council for Science and Technology
VA	Veterans Administration

Table E-1 (cont)

Code	Agency - Independent Federal Agencies
VB	Federal Fire Council
VC	Federal Radiation Council
VD	Federal Records Council
VE	Federal Safety Council
VF	Foreign-Trade Zones Board
VG	Franklin Delano Roosevelt Memorial Commission
VH	Indian Arts and Crafts Board
VK	Cabinet Committee on Opportunities for Spanish-Speaking People
VM	Interagency Council on International Educational and Cultural Affairs
VN	Interdepartmental Radio Advisory Committee
VP	Interdepartmental Committee on the Status of Women
VQ	Interdepartmental Savings Bond Committee
VR	James Madison Memorial Commission
VS	Joint Commission on the Coinage
VU	Marine Corps Memorial Commission
VW	Migratory Bird Conservation Commission
VX	National Advisory Council on the Education of Disadvantaged Children
VZ	National Archives Trust Fund Board
V0	National Capital Housing Authority
V1	National Capital Planning Commission
V2	National Forest Reservation Commission
V3	National Historical Publications Commission

Table E-1 (cont)

Code	Agency - Independent Federal Agencies
V4	National Park Foundation
V5	National Review Board for the Center for Cultural and Technical Interchange Between East and West
V6	Permanent Committee for the Oliver Wendell Holmes Devise
V7	President's Advisory Committee on Labor-Management Policy
V8	President's Commission on White House Fellows
V9	Office of Consumer Affairs
WA	President's Committee on Employment of the Handicapped
WD	President's Committee on Mental Retardation
WE	President's Council on Aging
WF	President's Council on Physical Fitness and Sports
WG	Federal Field Committee for Development Planning in Alaska
WH	President's Council on Youth Opportunity
WJ	President's Foreign Intelligence Advisory Board
WK	President's Science Advisory Commission
WL	Public Land Law Review Committee
WN	Trade Expansion Act Advisory Committee
WP	United States Advisory Commission on Information
WQ	United States Advisory Commission on International Educational and Cultural Affairs
WR	Territorial Expansion Memorial Commission, United States
WS	Veteran's Day National Committee
WT	Washington Metropolitan Area Transit Authority

Table E-1 (cont)

Code	Agency - Independent Federal Agencies
WU	Washington Metropolitan Area Transit Commission
WV	Water Resources Council
WW	Environmental Protection Agency
WX	Atlantic-Pacific Interoceanic Canal Study Commission
WY	Coastal Plains Regional Commission
W0	Four Corners Regional Commission
W1	Mississippi River Commission
W2	National Academy of Sciences
W3	National Academy of Engineering
W4	National Council on Indian Opportunity
W5	National Research Council
W6	National Visitor Facilities Advisory Commission
W7	National Water Commission
W8	The American Red Cross
W9	Upper Great Lakes Regional Commission
Code	Agency - United States Postal Service
XA	Finance and Administration Department
XD	Office of the Director, Postal Data Center
XE	Research and Engineering Department
XF	Facilities Department
XN	Operations Department
XP	Personnel Department
XQ	Chief Inspectors Department
XR	Regional Office
XX	Office of the Postmaster General

Table E-2. State Codes
Ref DCAC 310-65-1

Code	State or Name	Abbr	Area	Subarea
01	Alabama	ALA	1	C
02	Alaska	ALS	8/9	
04	Arizona	ARZ	1	H
05	Arkansas	ARK	1	E
06	California	CAL	1	G/H
08	Colorado	COL	1	D
09	Connecticut	CONN	1	A
10	Delaware	DEL	1	B
11	District of Columbia	DIC	1	B
12	Florida	FLA	1	C
13	Georgia	GEO	1	C
15	Hawaii	HAW	8	
16	Idaho	IDA	1	F
17	Illinois	ILL	1	D
18	Indiana	IND	1	D
19	Iowa	IOWA	1	D
20	Kansas	KAN	1	D
21	Kentucky	KEN	1	B
22	Louisiana	LIA	1	E
23	Maine	MNE	1	A
24	Maryland	MLD	1	B
25	Massachusetts	MASS	1	A
26	Michigan	MICH	1	D
27	Minnesota	MINN	1	D
28	Mississippi	MISS	1	C
29	Missouri	MO	1	D
30	Montana	MONT	1	F
31	Nebraska	NEB	1	D
32	Nevada	NEV	1	G
33	New Hampshire	N H	1	A
34	New Jersey	N J	1	A
35	New Mexico	N MEX	1	E
36	New York	N Y	1	A
37	North Carolina	N CAR	1	C
38	North Dakota	N DAK	1	D
39	Ohio	OHIO	1	B
40	Oklahoma	OKLA	1	E
41	Oregon	ORE	1	F
42	Pennsylvania	PENN	1	B
44	Rhode Island	RH IS	1	A
45	South Carolina	S CAR	1	C
46	South Dakota	S DAK	1	D
47	Tennessee	TENN	1	C
48	Texas	TEX	1	E
49	Utah	UTAH	1	G

Table E-2 (cont)

Code	State or Name	Abbr	Area	Subarea
50	Vermont	VT	1	A
51	Virginia	VIR	1	B
53	Washington	WASH	1	F
54	West Virginia	W VA	1	B
55	Wisconsin	WISC	1	D
56	Wyoming	WYO	1	D

NOTE. The following codes are reserved for possible use in identifying American Samoa (03), Guam (14), Puerto Rico (43), and Virgin Islands (52) when and if they become states.

Table E-3. Country Codes
Ref DCAC 310-65-1

Code	Name	Abbr	Area
AC	Antigua	LEWRD	1
AF	Afghanistan	AFGAN	7
AG	Algeria	ALGER	5
AL	Albania	ALBAN	5
AN	Andorra	ANDOR	5
AO	Angola	ANGOL	5
AQ	American Samoa	ASAMO	8
AR	Argentina	ARGEN	1
AS	Australia	AUSTL	7
AU	Austria	AUSTR	4
AV	Anguilla	ANGUI	1
AY	Antarctica	ANTAR	7
BA	Bahrain	BAHRE	6
BB	Barbados	BAREA	1
BC	Botswana	BOTSW	5
BD	Bermuda	BERMU	1
BE	Belgium	BELG	4
BF	Bahamas	BAHAM	1
BG	Bangladesh	BDESH	7
BH	British Honduras	BRHON	1
BL	Bolivia	BOLIV	1
BM	Burma	BURMA	7
BP	British Solomon Islands	BRSOL	7
BQ	United States Misc. Caribbean Is.	USCAR	1
BR	Brazil	BRAZL	1
BT	Bhutan	BHUTA	4
BU	Bulgaria	BULGR	4
BV	Bouvet Island	BOUVI	7
BX	Brunei	BRUNE	7
BY	Burundi	BURND	6
BZ	Germany (includes all four Berlin sectors)	BERLN*	4
CA	Canada	CANAD**	2
CB	Cambodia	CAMBI	7
CD	Chad	CHADR	5
CE	Ceylon	CEYLN	7
CF	Congo (Brazzaville)	CONGR	5
CG	Congo (Kinshasa)	CONGL	5
CH	China	CHINA	7
CI	Chile	CHILE	1
CJ	Cayman Islands	CAYMA	3

---

* See page E-21 for other sectors of Germany.
** Sec page E-26 ; use abbreviation for applicable province.

Table E-3 (cont)

Code	Name	Abbr	Area
CK	Cocos Island	COCOS	8
CL	Central and Southern Line Islands	CESOL	7
CM	Cameroon	CAMER	5
CN	Comoro Islands	COMOR	6
CO	Colombia	COLOM	1
CS	Costa Rica	CORIC	1
CT	Central African Republic	CENAR	5
CU	Cuba	CUBA	1
CV	Cape Verde	CPVER	5
CW	Cook Islands	COOKI	8
CY	Cyprus	CYPRS	6
CZ	Czechoslovakia	CZECH	4
DA	Denmark	DENMK	4
DM	Benin (formerly Dahomey)	BENIN	5
DO	Dominica	DOMIN	1
DR	Dominican Republic	DOMNR	1
EC	Ecuador	ECUAD	1
EG	United Arab Republic	EGYPT	6
EI	Ireland	EIRE	3
EK	Equatorial Guinea	EQGUI	5
ES	El Salvador	ELSAL	1
ET	Ethiopia	ETHIO	6
FA	Falkland Islands	FALKI	1
FG	French Guiana	FGUIA	1
FI	Finland	FINLD	4
FJ	Fiji	FIJI	7
FO	Faeroe Islands	FAROI	3
FP	French Polynesia	FRPOL	8
FR	France	FRANC	4
FS	French Southern and Antarctic Lands (excluding Terre Adelie)	FRSOU	6
FT	French Territory of Afars and Issas	FTAFI	6
GA	Gambia	GAMBI	5
GB	Gabon	GABON	5
GC	Germany, Soviet Zone of	GERME***	4
GE	Germany, Federal Republic of	GERMY***	4
GH	Ghana	GHANA	5
GI	Gibralter	GIBRA	5
GJ	Grenada	GRNDA	1
GL	Greenland	GRNLD	2
GP	Guadeloupe	GUADE	1
GQ	Guam	GUAM	7

*** See page E-20 for Berlin sectors.

Table E-3 (cont)

Code	Name	Abbr	Area
GR	Greece	GREEC	6
GT	Guatemala	GUATE	1
GV	Guinea	GUINR	5
GY	Guyana	GUYAN	1
GZ	Gaza Strip	GAZAS	6
HA	Haiti	HAITI	1
HK	Hong Kong	HONGK	7
HM	Heard and McDonald Islands	HEARD	6
HO	Honduras	HONDU	1
HU	Hungary	HUNGR	4
IC	Iceland	ICELD	2
ID	Indonesia	INDON	7
IN	India	INDIA	7
IO	British Indian Ocean Territory	BRIOC	6
IQ	United States Misc. Pacific Islands	USPAC	7
IR	Iran	IRAN	6
IS	Israel	ISRAE	6
IT	Italy	ITALY	5
IV	Ivory Coast	IVYCO	5
IW	Israel-Jordan Demilitarized Zone	ISJOZ	6
IY	Iraq-Saudi Arabia Neutral Zone	IRSAZ	6
IZ	Iraq	IRAQ	6
JA	Japan	JAPAN	7
JM	Jamaica	JAMAC	1
JO	Jordan	JORDN	6
JQ	Johnston Atoll	JOHNA	8
JS	Svalbard and Jan Mayen	SJANM	2
KE	Kenya	KENYA	6
KN	Korea, North	KOREN	7
KR	Kirabati (includes the Gilbert Islands; Fanning Atoll and Washington Island in the Line Islands; Banaba (Ocean Island); and the following islands claimed by the U.S.: Caroline, Christmas, Flint, Malden, Starbuck, and Vostock in the Line Islands: Birnie, Gardner, Hull, McKean, Phoenix, Sydney, Canton, and Enderbury in the Phoenix Islands)	KIRIB	7/8

Table E-3 (cont)

Code	Name	Abbr	Area
KS	Korea, Republic of	KORES	7
KU	Kuwait	KUWAT	6
LA	Laos	LAOS	7
LE	Lebanon	LEBAN	6
LI	Liberia	LIBER	5
LS	Liechtenstein	LIECH	4
LT	Lesotho	LESOT	5
LU	Luxembourg	LUXEM	4
LY	Libya	LIBYA	5
MA	Madagascar	MALAG	6
MB	Martinique	MARTI	5
MC	Macao	MACAO	7
MG	Mongolia	MONGO	4
MH	Montserrat	MONTS	1
MI	Malawi	MALAW	5
ML	Mali	MALIR	5
MN	Monaco	MONAC	4
MO	Morocco	MOROC	5
MP	Mauritius	MAURI	6
MQ	Midway Island	MIDWY	8
MR	Mauritania	MARUT	5
MT	Malta	MALTA	5
MU	Muscat and Oman	MUSOM	6
MV	Maldives	MALDR	6
MX	Mexico	MEXIC	1
MY	Malaysia	MALYS	7
MZ	Mozambique	MOZAM	5
NA	Netherlands Antilles	NETHA	1
NC	New Caledonia	NCALI	7
NE	Niue	NIUE	7
NF	Norfolk Island	NORFO	7
NG	Niger	NIGER	5
NH	New Hebrides	NWHEB	7
NI	Nigeria	NIGRA	5
NL	Netherlands	NETHR	4
NO	Norway	NORWA	3
NP	Nepal	NEPAL	6
NR	Nauru	NAURU	7
NS	Surinam	SURNM	1
NU	Nicaragua	NICGA	1
NZ	New Zealand	NWZEA	7

Table E-3 (cont)

Code	Name	Abbr	Area
PA	Paraguay	PARAG	1
PC	Pitcairn Island	PITCA	8
PE	Peru	PERU	1
PF	Paracel Islands	PARAC	7
PG	Spratly Island	SPRAT	7
PK	Pakistan	PAKIS	7
PL	Poland	POLND	4
PM	Panama (includes area formerly known as the Canal Zone)	PANMA	1
PO	Portugal	PORTG	1/5
PP	Papua and New Guinea	PNG	7
PU	Portuguese Guinea	PGUIN	5
QA	Qatar	QATAR	6
RE	Reunion	REUNI	6
RO	Romania	RUMAN	4
RP	Philippines	PHILI	7
RQ	Puerto Rico	PUERT	1
RW	Rwanda	RWAND	6
SA	Saudi Arabia	SAURB	6
SB	St. Pierre and Miquelon	STPMI	2
SC	St. Christopher-Nevis	STCHR	1
SE	Seychelles	SEYCH	7
SF	South Africa	SOUAF	5
SG	Senegal	SENGL	5
SH	St. Helena	STHEL	1
SL	Sierra Leone	SIERL	5
SM	San Marino	SMARN	5
SN	Singapore	SNGPR	7
SO	Somalia	SOMAL	6
SP	Spain	SPAIN	5
SQ	Swan Islands	SWANI	1
ST	St. Lucia	STLUC	1
SU	Sudan	SUDAN	6
SW	Sweden	SWEDE	3
SY	Syria	SYRIA	6
SZ	Switzerland	SWITZ	4
TC	Trucial Oman or Trucial Coast	TRUCT	6
TD	Trinidad and Tobago	TRIND	1
TH	Thailand	THAIL	7
TK	Turks and Caicos Islands	TURCA	1

Table E-3 (cont)

Code	Name	Abbr	Area
TL	Tokelau Islands	TOKEL	8
TN	Tonga	TONGA	8
TO	Togo	TOGOR	5
TP	Sao Tome e Principe	STOMI	5
TQ	Trust Territory of the Pacific Islands	TTERP	7
TS	Tunisia	TUNIS	5
TU	Turkey	TURKY	6
TV	Tuvalu (formerly Ellice Islands)	TUVAL	7
TW	China (Taiwan) includes Island of Taiwan (Formosa) and Penghu (Pescadores)	TAIWN	7
TZ	Tanzania	TANZA	6
UG	Uganda	UGAND	6
UK	United Kingdom	UNKIN	3
UR	Union of Soviet Socialist Republics	USSR	4
UV	Upper Volta	UPVOL	5
UY	Uruguay	URGUY	1
VC	St. Vincent and the Grenadines	STVIN	1
VE	Venezuela	VENEZ	1
VI	British Virgin Islands	VIBRI	1
VM	Vietnam (a Unified Vietnam)	VIETN	7
VQ	Virgin Islands (U.S.)	VIUSA	1
VT	Vatican City	VATCY	5
WA	South-West Africa	SWAFR	5
WF	Wallis and Futuna	WALFU	8
WH	Western Sahara (formerly Spanish Sahara)	WSAHA	5
WQ	Wake Island	WAKE	7
WS	Western Samoa	WSAMO	8
WZ	Swaziland	SWAZI	5
YE	Yeman, People's Democratic Republic of	YEMEN	6
YO	Yugoslavia	YUGOS	5
YS	Southern Yemen	SOYEM	6
ZA	Zambia	ZAMBA	5
ZI	Zimbabwe	ZIMBA	5

Table E-3 (cont)

Code	Name	Abbr	Area
	Canadian Provinces and Districts		
CA	Alberta	ALBRT	2
CA	British Columbia	BRICO	2
CA	Franklin	FRANK	2
CA	Keewatin	KEWAT	2
CA	Labrador	LABRA	2
CA	Mackenzie	MAKEN	2
CA	Manitoba	MANIT	2
CA	New Brunswick	NWBRU	2
CA	Newfoundland	NWFLD	2
CA	Nova Scotia	NOVSC	2
CA	Ontario	ONTAR	2
CA	Prince Edward Island	PRIED	2
CA	Quebec	QUEBC	2
CA	Saskatchewan	SASKA	2
CA	Yukon	YUKON	2
	Miscellaneous Codes		
	The following codes are used for those locations which are not identifiable with a specific geographical location:		
ZV, Z1 thru Z9	Undetermined Locations	UNDET	0 thru 9
ZW	Land Mobile	MOBLE	0
ZX	Land Transportable	TRANS	0
ZY	Afloat	AFLOT	0
ZZ	Airborne	AIRBN	0
ZZ	Satellite	SATEL	0

APPENDIX F

GENERAL TOOLS DETAILED INSTRUCTIONS

Finding Records

How This Function is Invoked:

Enter your selection criteria in the body of the screen, type the following command on the COMMAND line of the General Tools File Processing Panel (GENLPNL1), and press <CR>:

FIND

(Aliases: F, RFIND)

Explanation:

This command retrieves all records in the file that meet a certain search criteria. To indicate search criteria, type in the desired relational operator in front of the field value (underneath the "R" column) and change the field value, accordingly. Multiple selection criteria are permitted. Note: selection can only be done for fields that are descriptors (i.e., "D" preceding the field name).

Valid relational operators are as follows:

Operator	Explanation
=	Means: equal to. This is used to find values equal to the one specified on the value line.
N	Means: not equal to. This is used to find values not equal to the one specified on the value line.
>	Means: greater than. This is used to find values greater than the one specified on the value line.
G	Means: greater than or equal to. This is used to find values greater than or equal to the one specified on the value line.
<	Means: less than. This is used to find values less than or equal to the one specified on the value line.
L	Means: less than or equal to. This is used to find values less than or equal to the one specified on the value line.

1 Means: primary sort field. This is used to find all records having a value greater than or equal to the value in the specified field and sorting them in ascending order of that field.

2 Means: secondary sort field. This may only be used if 1 is used. It works in the same way as 1, except that every thing will first be sorted by the field indicated by 1 and then be further sorted by the field marked by 2.

3 Means: tertiary sort field. This may be used if both 1 and 2 are used. It works in the same way as 1 and 2, except that every thing will first be sorted by the field indicated by 1, then sorted by the field marked by 2, and finally sorted further by the field marked by 3.

After entering selection criteria, go to the COMMAND line, type in "FIND", and press (CR).

Paging Through Found Records

Explanation:

Once a set of records conforming to user specified selection criteria has been retrieved, the first record is displayed. The user is allowed the option to page through the entire set of found records. To view the next record, type in "NEXT". If the last record is already being displayed, it is displayed again. To view the previous record, type in "BACK". If the first record is already being displayed, it is displayed again. See next two sections for further discussion.

Displaying the Next Record

How This Function is Invoked:

Type the following command on the COMMAND line of the General Tools File Processing Panel (GENLPNL1) and press <CR>:

NEXT

(Aliases: N)

It is possible to advance by more than one record. To do this, type in:

NEXT <n>

Where <n> is the number of records you wish to advance.

Explanation:

This command displays the next record in the most recently retrieved set of records. If already at the last record, the last record is displayed again. Note: when paging through a set of "found" records, the found record counter (i.e., "Found k of nn", where k is the current record counter and nn is the total number of records found that met the criteria) is incremented by 1.

How to Invoke Help For This Function:

Type in "HELP NEXT" on the COMMAND line of the General Tools File Processing Panel. This will result in further explanation about the NEXT command.

Displaying the Previous Record

How This Function is Invoked:

Type the following command on the COMMAND line of the General Tools File Processing Panel (GENLPNL1) and press <CR>:

BACK

(Aliases: B)

It is also possible to back up by more than one record. To do this, type in:

BACK <n>

where <n> is the number of records you wish to back up.

Explanation:

This command displays the previous record in the most recently retrieved set of records. If already at the first record, the first record is displayed again. Note: when paging through a set of "found" records, the found record counter (i.e., "Found k of nn", where k is the current record counter and nn is the total number of records found that met the criteria) is decremented by 1.

How to Invoke Help For This Function:

Type in "HELP BACK" on the COMMAND line of the General Tools File Processing Panel. This will result in further explanation about the BACK command.

Paging Through a Particular Record

Explanation:

Generally, when the values of the fields in a data base record are displayed, enough values to fill up one page are shown. However, it is not always possible to display all the field values on one page. Hence, the ability to view all pages of the record is needed. To display the next page, type in DOWN. If the last page of the record is already being displayed, it is displayed again. To display the previous page, type in UP. If the first page of the record is already being displayed, it is displayed again. To display a particular page, type in the desired page number over the number of the present page being displayed in the line that reads "Page k or nn", where k is the current page number and nn is the total number of pages. See next three sections for further discussion.

Scrolling To Next Page of a Record

How This Function is Invoked:

Type the following command on the COMMAND line of the General Tools File Processing Panel (GENLPNL1) and press <CR>:

DOWN

(Aliases: none)

Explanation:

This command displays the next page of the record currently being displayed. If already at the last page of the record, the last page is displayed again. Note: when paging through a record, the page counter (i.e., "Found k of nn", where k is the current page and nn is the total number of pages) is incremented by 1.

How to Invoke Help For This Function:

Type in "HELP DOWN" on the COMMAND line of the General Tools File Processing Panel. This will result in further explanation about the DOWN command.

Scrolling up to Previous Page of a Record

How This Function is Invoked:

Type the following command on the COMMAND line of the General Tools File Processing Panel (GENLPNL1):

UP

(Aliases: none)

Explanation:

This command displays the previous page of the record currently being displayed. If already at the first page of the record, the first page is displayed again. Note: when paging through a record, the page counter (i.e., "Found k of nn", where k is the current page and nn is the total number of pages) is decremented by 1.

How to Invoke Help For This Function:

Type in "HELP UP" on the COMMAND line of the General Tools File Processing Panel. This will result in further explanation about the UP command.

Specifying Particular Page Number Within Record

How This Function is Invoked:

Overlay the current page number with the desired page number after the word "Page" in the "Page k of nn" line on the General Tools File Processing Panel.

Explanation:

This function displays the desired page for the data base record currently being displayed. This allows the user the capability of viewing non-consecutive pages on a record.

How to Invoke Help For This Function:

Type in "HELP PAGING" on the General Tools File Processing Panel.

Requesting Histograms

How This Function is Invoked:

Leave the COMMAND line of the General Tools File Processing Panel (Panel GENLPNL1) blank and enter an "H" in the relational operator column (Column "h") in front of the descriptor for which a Histogram is desired.

Explanation:

This function performs a Histogram of the requested descriptor. A Histogram counts up the number of records for each value of the descriptor and displays the results in a separate panel (Panel GENLHST1). To do a Histogram for all values of the descriptor, put blanks in the "Value" column for that descriptor. Otherwise, if the value of the descriptor is not blank, you will get a Histogram for every value of the field equal to or greater than the value.

ID of Panel Shown For This Function: GENLHS11

How to Invoke Help For This Function:

Type in "HELP HISTOGRAMS" on the General Tools File Processing Panel. This will result in further explanation about how to do a Histogram and the results.

Viewing User Views

How This Function is Invoked:

Type the following command on the COMMAND line the General Tools File Processing Panel (Panel GENLPNL1) and press <CR>:

VIEW

This results in displaying alist of files that are physically coupled to the current record (panel GENLVUW1). The user then caters the number of the coupled file to be viewed.

To view a related (coupled) file record without viewing the list of related records, type in:

VIEW <n>

Where n is the number of the coupled record to be viewed.

(Aliases: V)

Explanation:

This function allows a user to view records that are physically coupled (i.e., related) to the record currently being displayed. The user may either directly request to view a coupled record or see a status report of all related files. Each line of the status report consists of a secondary file name, the file to which it is linked, and the value by which it is linked. Additionally, the prime file is always displayed on the first line of the report. The user can then choose to view either the prime file or any secondary file which has a non-blank coupling value. Note: this function is only valid if there are two or more files in the userview.

ID of Panel Shown for This Function: GENLVUW1 (Assuming user does not which to go directly to a coupled record)

Possible Options:

Assuming that user did not directly specify the number of the coupled record to view, screen GENLVUW1 is shown. The only valid responses are the numbers corresponding to each file listed.

How to Invoke Help For This Function:

Type in "HELP VIEW" on the General Tools File Processing Panel. This will result in a further explanation about how to view related (coupled) records.

How to Exit From Panel:

If a valid number was entered in panel GENLHST1, control automatically returns to the File Processing panel, except that it displays the requested record.

Adding Records

How This Function is Invoked:

Fill in the fields of the record to be added, type the following command on the COMMAND line of the General Tools File Processing Panel (GENLPNL1) and press <CR>:

A
(Aliases: none)

Explanation:

This command adds a new record to the current file. The procedure for adding a new record is as follows. First, fill in the values for each field in the record to be added. Then, enter an "A" on the COMMAND line and press <CR>.

Records with data on more than one page can be added. In that case, type in "A" on the COMMAND line only after the data has been entered on each page.

If the data in the record to be added is similar to the data in a record already present, it is suggested that, to save time, you retrieve that record first, change the field values that are different, and enter "A". If the data is significantly different, it is suggested that you use the command, NULL RECORD, to blank out all the field in the record before filling them in. If the data is similar on some pages and different on others, it is suggested that you use the command, NULL SCREEN, on the pages that are different before filling them in.

Before the record is actually added to the data base, the system performs validity checking for all fields in the record. The user must correct all erroneous fields before the record is added.

How to Invoke Help For This Function:

Type in "HELP A" on the General Tools File Processing Panel. This will result in further explanation about adding records.

Adding Records To a Single File

Explanation:

The "A" (add) command, as described previously will add a record to the file you are currently viewing with the fields filled in accordingly. This will work for fields which have no other files coupled to it.

Adding Records To a User View

Explanation:

For a file in a userview that has secondary files, the A (Add) command will not be completed until the user has had an opportunity to add data to all files secondary to the file where the Add was started. Note: the V (View) command is disabled until the Add is completed. The user is now in a mode where the ADD and SKIP commands move the user through the userview structure. This mode terminates when the displayed file is the file where the user started. If there are no files secondary to this file, subsequent ADD commands will keep the user in this file. If there are files secondary to this file, an ADD command will move the user to the first secondary file at the next lower level. If the user does not want to add any more records to a file (or did not want to add any records, in the first place), the SKIP command is used to move to another file. This new file will be either another secondary file at the same level or, if all secondary files at that level have been accessed, the file at the immediately previous level.

For an example of adding to a Userview, consult the following structure.

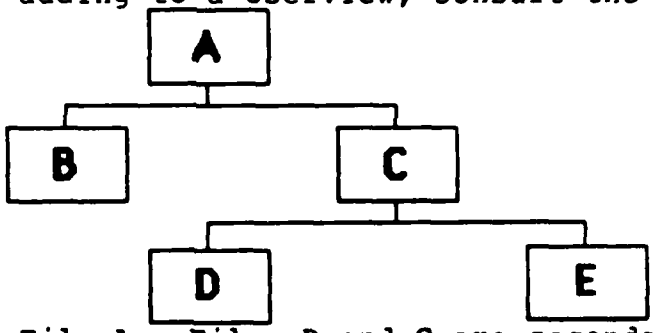

The prime file is File A. Files B and C are secondary to File A. Meanwhile, fields D and E are, in turn, secondary files of File C. The ADD command would proceed as follows:

1. Add one record to File A.
2. Add records to File B until user entered SKIP to indicate that no more records are to be added.
3. Add one record to File C.
4. Add records to File D until user entered SKIP to indicate that no more records are to be added.

5. Add records to File E until user entered SKIP to indicated that no more records are to be added.

6. Repeat steps 3-5 until user entered SKIP for File C.

7. Repeat steps 1-6 as long as user wishes to add records to File A and its related files.

Changing Records

How This Function is Invoked:

Type the following command on the COMMAND line of the General Tools File Processing Panel (GENLPNL1):

C

(Aliases: none)

Explanation:

This command changes a record in the current file. The procedure for changing a record is as follows. First, find (use FIND command) the record to be changed. Then, type in "C" on the COMMAND line and press <CR>. This locks the record so that nobody else can change it until you are finished. Update the data that needs to be changed. Then, enter another "C" on the COMMAND line. Validity checking is then done for the modified fields, unless the user had earlier entered "CR". (See Section on Validity Checking of Records for further information about the "CR" command.) In that case, all fields in the record are validated. Any erroneous fields are flagged with an error message. When all erroneous field have been corrected, the data base is updated with the requested changes.

How to Invoke Help For This Function:

Type in "HELP C" on the General Tools File Processing Panel. This will result in further explanation about changing records.

Changing Records In a Single File

Explanation:

The "C" (Change) command, as described previously, will change the record in the file you are currently viewing. This will work for fields which have no other files coupled to it.

Changing Records in a User View That Has Coupled Records

Explanation:

Changing records in a user view is just like changing any other record. However, if the values of any coupling fields were changed, those values will also be changed in the secondary files. If more than 50 records are affected, a warning panel is displayed. The user can either proceed with the requested changes or abort the change transaction. If the user wishes to continue, the ability to "ZAP" (i.e., restore records to their previous state) is lost.

Deleting Records

How This Function is Invoked:

Type the following command on the COMMAND line of the General Tools File Processing Panel (GENLPNL1):

D

(Aliases: none)

Explanation:

This command deletes a record in the current file. The procedure for deleting a record is as follows. First, find (use FIND command) the record to be deleted. Then, type in "D" on the COMMAND line and press <CR>. This locks the record so that nobody else can access it until you are finished. Then, enter another "D" on the COMMAND line. This deletes the record from the data base, although the record is still displayed on the screen.

How to Invoke Help For This Function:

Type in "HELP D" on the General Tools File Processing Panel. This will result in further explanation about deleting records.

Deleting Records In A Single File

Explanation:

The "D" (Delete) command, as described previously, will delete the record in the file you are currently viewing. This will work for files which have no other files coupled to it.

Deleting Records In A User View That Have Coupled Records

Explanation:

Deleting records in a user view is just like deleting any other record. However, any records coupled to this record will also be deleted. If over 50 records are to be deleted, a warning panel is displayed. The user can either proceed with the requested delete or abort the transaction. If the user chooses to continue, the ability to "ZAP" (restore records to their previous state) is lost.

Skipping to the Next Set of Records in User View

How This Function Is Invoked:

When you have been adding records to a particular set of data (i.e., coupled file) in a User View and have finished adding records to that file, type the following command on the General Tools File Processing Panel (GENLPNL1) and press <CR>:

SKIP

(Aliases: SK)

Explanation:

This command is used in conjunction with the "ADD" command when adding related records to the data base. If a user has no more data to add to a particular file, the "SKIP" command is used. Entering "SKIP" results in going to the next secondary file at the same level or, if no more secondary files are at that level, returns to the previous level. See the section on Adding Records To A User View for additional information.

How To Invoke Help For This Function:

Type in "HELP SKIP" on the COMMAND line or the General Tools File Processing for further explanation about the SKIP command.

Validity Checking of Records

How This Function Is Invoked:

Type the following command on the COMMAND line on the General Tools File Processing Panel (GENLPNL1) and press <CR>:

CK

(Aliases: none)

Explanation:

If this command is entered, validity checking is performed for all records in the displayed record whenever the user want to change a record (entering the CHANGE command). Types of validation include: range checking, date validation, checking that data conforms to a defined format (example: characters 1-3 are numeric and characters 4-5 are alphabetic), checking that entered value is contained in a table of valid value for that field. Without this command, only the changed fields are validated for correctness. The "CK" command is the only way to validate data in the record that was previously entered. One example of this is when data was loaded from ADABAS utilities. No validation would be performed in that case.

How To Invoke Help For This Function:

Type in "HELP CK" on the COMMAND line of the General Tools File Processing Panel for further explanation about validity checking.

Cancelling Previous Command

How This Function Is Invoked:

Type the following command on the COMMAND line on the General Tools File Processing Panel (GENLPNL1) and press <CR>:

ZAP

(Aliases: none)

Explanation:

This command cancels the effect of the previous command. It is done when an add, change, or delete to the data base was done by mistake. Note: "ZAP" must be the very next command entered after the incorrectly entered command.

How To Invoke Help For This Function:

Type in "HELP ZAP" on the COMMAND line of the General Tools File Processing Panel.

Blanking Out Fields in Record

How This Function Is Invoked:

Type the following command on the COMMAND line on the General Tools File Processing Panel (GENLPNL1) and press <CR>:

NULL RECORD

(Aliases: N RECORD, NULL R, N R)

Explanation:

This command sets all fields in the record currently being displayed on the screen to blank. It is generally used when a user is trying to add a record whose fields significantly differ from hose in any existing record.

How To Invoke Help For This Function:

Type in "HELP NULL RECORD" on the COMMAND line of the General Tools File Processing Panel and press <CR>.

Blanking Out Fields in Screen

How This Function Is Invoked:

Type the following command on the COMMAND line on the General Tools File Processing Panel (GENLPNL1) and press <CR>:

NULL SCREEN

(Aliases: N SCREEN, NULL S, N S)

Explanation:

This command sets all fields on the screen to blank but does not affect other fields on the current record. It is generally used when a user is trying to add a record whose field values on one page are significantly different.

How To Invoke Help For This Function:

Type in "HELP NULL SCREEN" on the COMMAND line of the General Tools File Processing Panel and press <CR>.

Blanking Out Relational Operators

How This Function Is Invoked:

Type the following command on the COMMAND line on the General Tools File Processing Panel (GENLPNL1) and press <CR>:

NULL OPERATOR

(Aliases: N OPERATOR, NULL O, N O)

Explanation:

This command resets all relational operators for all pages of the displayed record to blanks. Normally, this is done by default on the initial display and whenever a "FIND" has executed successfully. However, if a user is in the process of entering operators and changes his/her mind about the selection criteria, this command is useful so that the user does not have to wait for the erroneous "FIND" to execute before entering new criteria. The "NULL OPERATOR" command is, thus, a means of resetting the relational operator fields without having to page through the entire record and manually blanking out each relational operator.

How To Invoke Help For This Function:

Type in "HELP NULL OPERATOR" on the COMMAND line of the General Tools File Processing Panel and press <CR>.

Right Justify Number

How This Function Is Invoked:

Type the following command on the COMMAND line on the General Tools File Processing Panel (GENLPNL1) and press <CR>:

RIGHT JUSTIFY NUMBER

(Aliases: none

Explanation:

This command causes all numeric fields to be right justified when they are either displayed on the screen or stored in the data base. Note: the default justification within General Tools is to left justify numeric fields. After entering this command, right justification remains in effect until the command "LEFT JUSTIFY NUMBER" is entered.

How To Invoke Help For This Function:

Type in "HELP RIGHT JUSTIFY" on the COMMAND line of the General Tools File Processing Panel and press <CR>.

Left Justify Number

How This Function Is Invoked:

Type the following command on the COMMAND line on the General Tools File Processing Panel (GENLPNL1) and press <CR>:

LEFT JUSTIFY NUMBER

(Aliases: none)

Explanation:

This command causes all numeric fields to be left justified when they are either displayed on the screen or stored in the data base. Note: since the default in General Tools is to left justify numeric fields, this command is generally used to reset justification to left justification after earlier using the "RIGHT JUSTIFY NUMBER" command. Right justification remains in effect for all subsequent file processing until "LEFT JUSTIFY NUMBER" is entered.

How To Invoke Help For This Function:

Type in "HELP LEFT JUSTIFY" on the COMMAND line of the General Tools File Processing Panel and press <CR>.

```
"Testbed" General Tools V2.0
                                  Entry     Date/Time:  86/11/25 1 :31

COMMAND ==> entry dsn-transmission-requirements

*-------------------------------------------------------------------*
*    The facilities available within this applications hierarchy  *
*    are intended to assist in the development of a "generalized" *
*    set of application tools.  These tools will utilize both     *
*    ISPF and ADABAS Direct Calls.                                *
*                                                                 *
*    Available commands are:                                      *
*                                                                 *
*    L F  -  List Files.  Display the files which make up the     *
*            ADABAS physical data base.  (files documented within *
*            PREDICT)                                             *
*                                                                 *
*    L V  -  List Views.  Display the user views which make up    *
*            the DCSO logical data base.  (views documented within*
*            PREDICT)                                             *
*                                                                 *
*    L FD -  List Fields.  Display the fields which make up the   *
*            ADABAS data base.                                    *
*                                                                 *
*                                                                 *
*-------------------------------------------------------------------*
```

```
"GENERALIZED" Data Entry/Mgmt Tool     Date:  86/11/25  Time:  17:31

View:  DSN-TRANSMISSION-REQUIREMENTS  File:  DSN-TRANSMISSION-REQ
Command:                                                 Page 1 of 2
D Variable                          R  value             Found 1 of 1

D FROM-LOCATION                        HILLNGDN
D FROM-STATE-COUNTRY-CODE              UK
D FROM-STATION-ID                      HIN
D FROM-ATT-MNEMONIC                    ---
D TO-LOCATION                          POTTSTWN
D TO-STATE-COUNTRY-CODE                42
D TO-STATION-ID                        X99
D TO-ATT-MNEMONIC                      ---
D TRANSMISSION-INSTALLATION-DATE       8610
  NBR-ISTS                             14
  ACCESS-LINES                         0
  STATEMENT-OF-WORK-DATE               000000
  REQUEST-FOR-PROPOSAL-DATE            000000
  CONTRACT-AWARD-DATE                  000000
  SITE-DELIVERY-DATE                   000000

  A: Add  C: Change  D: Delete  F: Find   PF1, ?: Help PF3, E: End
```

```
"GENERALIZED" Data Entry/Mgmt Tool     Date:  86/11/25  Time:  17:40

View:  DSN-TRANSMISSION-REQUIREMENTS  File:  DSN-TRANSMISSION-REQ
Command:  find                                          Page 1 of 2
D Variable                          R  value            Found 1 of 1

D FROM-LOCATION                     =  Wheeler_
D FROM-STATE-COUNTRY-CODE              UK
D FROM-STATION-ID                      HIN
D FROM-ATT-MNEMONIC                    ---
D TO-LOCATION                          POTTSTWN
D TO-STATE-COUNTRY-CODE                42
D TO-STATION-ID                        X99
D TO-ATT-MNEMONIC                      ---
D TRANSMISSION-INSTALLATION-DATE       8610
  NBR-ISTS                             14_
  ACCESS-LINES                         0__
  STATEMENT-OF-WORK-DATE               000000
  REQUEST-FOR-PROPOSAL-DATE            000000
  CONTRACT-AWARD-DATE                  000000
  SITE-DELIVERY-DATE                   000000

  A: Add  C: Change  D: Delete  F: Find   PF1, ?: Help PF3, E: End
```

```
"GENERALIZED" Data Entry/Mgmt Tool     Date:  86/11/25  Time:  17:40

View:  DSN-TRANSMISSION-REQUIREMENTS  File:  DSN-TRANSMISSION-REQ
Command:                                                 Page 1 of 2
D Variable                          R  value             Found 1 of 6

D FROM-LOCATION                        WHEELER_
D FROM-STATE-COUNTRY-CODE              15
D FROM-STATION-ID                      WHR
D FROM-ATT-MNEMONIC                    ---
D TO-LOCATION                          CP SMITH
D TO-STATE-COUNTRY-CODE                15
D TO-STATION-ID                        CPS
D TO-ATT-MNEMONIC                      ---
D TRANSMISSION-INSTALLATION-DATE       8711
  NBR-ISTS                             18_
  ACCESS-LINES                         0__
  STATEMENT-OF-WORK-DATE               000000
  REQUEST-FOR-PROPOSAL-DATE            000000
  CONTRACT-AWARD-DATE                  000000
  SITE-DELIVERY-DATE                   000000

  A: Add  C: Change  D: Delete  F: Find   PF1, ?: Help PF3, E: End
```

```
"GENERALIZED" Data Entry/Mgmt Tool     Date:  86/11/25  Time:  17:41

View:  DSN-TRANSMISSION-REQUIREMENTS  File:  DSN-TRANSMISSION-REQ
Command:  next                                          Page 1 of 2
D Variable                          R  value            Found 1 of 6

D FROM-LOCATION                        WHEELER_
D FROM-STATE-COUNTRY-CODE              15
D FROM-STATION-ID                      WHR
D FROM-ATT-MNEMONIC                    ---
D TO-LOCATION                          CP SMITH
D TO-STATE-COUNTRY-CODE                15
D TO-STATION-ID                        CPS
D TO-ATT-MNEMONIC                      ---
D TRANSMISSION-INSTALLATION-DATE       8711
  NBR-ISTS                             18_
  ACCESS-LINES                         0__
  STATEMENT-OF-WORK-DATE               000000
  REQUEST-FOR-PROPOSAL-DATE            000000
  CONTRACT-AWARD-DATE                  000000
  SITE-DELIVERY-DATE                   000000

  A: Add  C: Change  D: Delete  F: Find   PF1, ?: Help PF3, E: End
```

```
"GENERALIZED" Data Entry/Mgmt Tool     Date:  86/11/25  Time:  17:42

View:  DSN-TRANSMISSION-REQUIREMENTS  File:  DSN-TRANSMISSION-REQ
Command:                                                 Page 1 of 2
D Variable                          R  value             Found 2 of 6

D FROM-LOCATION                        WHEELER_
D FROM-STATE-COUNTRY-CODE              15
D FROM-STATION-ID                      WHR
D FROM-ATT-MNEMONIC                    ---
D TO-LOCATION                          CP SMITH
D TO-STATE-COUNTRY-CODE                15
D TO-STATION-ID                        CPS
D TO-ATT-MNEMONIC                      ---
D TRANSMISSION-INSTALLATION-DATE       9300
  NBR-ISTS                             20_
  ACCESS-LINES                         0__
  STATEMENT-OF-WORK-DATE               000000
  REQUEST-FOR-PROPOSAL-DATE            000000
  CONTRACT-AWARD-DATE                  000000
  SITE-DELIVERY-DATE                   000000

  A: Add  C: Change  D: Delete  F: Find   PF1, ?: Help PF3, E: End
```

```
"GENERALIZED" Data Entry/Mgmt Tool     Date:  86/11/25  Time:  17:42

View:  DSN-TRANSMISSION-REQUIREMENTS  File:  DSN-TRANSMISSION-REQ
Command:  back                                          Page 1 of 2
D Variable                          R  value            Found 3 of 6

D FROM-LOCATION                        WHEELER_
D FROM-STATE-COUNTRY-CODE              15
D FROM-STATION-ID                      WHR
D FROM-ATT-MNEMONIC                    ---
D TO-LOCATION                          CP SMITH
D TO-STATE-COUNTRY-CODE                15
D TO-STATION-ID                        CPS
D TO-ATT-MNEMONIC                      ---
D TRANSMISSION-INSTALLATION-DATE       9300
  NBR-ISTS                             20_
  ACCESS-LINES                         0__
  STATEMENT-OF-WORK-DATE               000000
  REQUEST-FOR-PROPOSAL-DATE            000000
  CONTRACT-AWARD-DATE                  000000
  SITE-DELIVERY-DATE                   000000

  A: Add  C: Change  D: Delete  F: Find   PF1, ?: Help PF3, E: End
```

```
"GENERALIZED" Data Entry/Mgmt Tool     Date:  86/11/25  Time:  17:43

View:  DSN-TRANSMISSION-REQUIREMENTS  File:  DSN-TRANSMISSION-REQ
Command:                                                Page 1 of 2
D Variable                          R  value            Found 2 of 6

D FROM-LOCATION                        WHEELER_
D FROM-STATE-COUNTRY-CODE              15
D FROM-STATION-ID                      WHR
D FROM-ATT-MNEMONIC                    ---
D TO-LOCATION                          CP SMITH
D TO-STATE-COUNTRY-CODE                15
D TO-STATION-ID                        CPS
D TO-ATT-MNEMONIC                      ---
D TRANSMISSION-INSTALLATION-DATE       9300
  NBR-ISTS                             20_
  ACCESS-LINES                         0
  STATEMENT-OF-WORK-DATE               000000
  REQUEST-FOR-PROPOSAL-DATE            000000
  CONTRACT-AWARD-DATE                  000000
  SITE-DELIVERY-DATE                   000000

  A: Add  C: Change  D: Delete  F: Find   PF1, ?: Help PF3, E: End
```

```
"GENERALIZED" Data Entry/Mgmt Tool     Date:  86/11/25  Time:  17:40

View:  DSN-TRANSMISSION-REQUIREMENTS  File:  DSN-TRANSMISSION-REQ
Command:  down                                          Page 1 of 2
D Variable                          R  value            Found 1 of 6

D FROM-LOCATION                        WHEELER_
D FROM-STATE-COUNTRY-CODE              15
D FROM-STATION-ID                      WHR
D FROM-ATT-MNEMONIC                    ---
D TO-LOCATION                          CP SMITH
D TO-STATE-COUNTRY-CODE                15
D TO-STATION-ID                        CPS
D TO-ATT-MNEMONIC                      ---
D TRANSMISSION-INSTALLATION-DATE       8711
  NBR-ISTS                             18_
  ACCESS-LINES                         0__
  STATEMENT-OF-WORK-DATE               000000
  REQUEST-FOR-PROPOSAL-DATE            000000
  CONTRACT-AWARD-DATE                  000000
  SITE-DELIVERY-DATE                   000000

  A: Add  C: Change  D: Delete  F: Find   PF1, ?: Help PF3, E: End
```

```
"GENERALIZED" Data Entry/Mgmt Tool     Date:  86/11/25  Time:  17:40

View:  DSN-TRANSMISSION-REQUIREMENTS   File:  DSN-TRANSMISSION-REQ
Command:                                                 Page 2 of 2
D Variable                          R  value             Found 1 of 6

  REMARKS                              ----------------------------
D INTRA-INTER-CODE                     3_
  MODE                                 ___
  FROM-SWITCH-TYPE                     EO_
  TO-SWITCH-TYPE                       MF_
D FROM-LOCATION-KEY                    WHEELER 15WHR___
D TO-LOCATION-KEY                      CP SMITH15CPS___

  A: Add  C: Change  D: Delete  F: Find   PF1, ?: Help PF3, E: End
```

```
"GENERALIZED" Data Entry/Mgmt Tool     Date:  86/11/25  Time:  17:40

View:  DSN-TRANSMISSION-REQUIREMENTS   File:  DSN-TRANSMISSION-REQ
Command:  up                                              Page 2 of 2
D Variable                          R  value              Found 1 of 6

  REMARKS                              ------------------------------
D INTRA-INTER-CODE                     3_
  MODE                                 ---
  FROM-SWITCH-TYPE                     EO_
  TO-SWITCH-TYPE                       MF_
D FROM-LOCATION-KEY                    WHEELER 15WHR___
D TO-LOCATION-KEY                      CP SMITH15CPS___

  A: Add  C: Change  D: Delete  F: Find   PF1, ?: Help PF3, E: End
```

```
"GENERALIZED" Data Entry/Mgmt Tool     Date:  86/11/25  Time:  17:41

View:  DSN-TRANSMISSION-REQUIREMENTS  File:  DSN-TRANSMISSION-REQ
Command:                                                 Page 1 of 2
D Variable                          R  value             Found 1 of 6

D FROM-LOCATION                        WHEELER_
D FROM-STATE-COUNTRY-CODE              15
D FROM-STATION-ID                      WHR
D FROM-ATT-MNEMONIC                    ---
D TO-LOCATION                          CP SMITH
D TO-STATE-COUNTRY-CODE                15
D TO-STATION-ID                        CPS
D TO-ATT-MNEMONIC                      ---
D TRANSMISSION-INSTALLATION-DATE       8711
  NBR-ISTS                             18_
  ACCESS-LINES                         0__
  STATEMENT-OF-WORK-DATE               000000
  REQUEST-FOR-PROPOSAL-DATE            000000
  CONTRACT-AWARD-DATE                  000000
  SITE-DELIVERY-DATE                   000000

  A: Add  C: Change  D: Delete  F: Find   PF1, ?: Help PF3, E: End
```

```
"GENERALIZED" Data Entry/Mgmt Tool     Date:  86/11/25  Time:  17:43

View:  DSN-TRANSMISSION-REQUIREMENTS  File:  DSN-TRANSMISSION-REQ
Command:                                                 Page 2 of 2
D Variable                          R  value             Found 2 of 6

D FROM-LOCATION                        WHEELER_
D FROM-STATE-COUNTRY-CODE              15
D FROM-STATION-ID                      WHR
D FROM-ATT-MNEMONIC                    ---
D TO-LOCATION                          CP SMITH
D TO-STATE-COUNTRY-CODE                15
D TO-STATION-ID                        CPS
D TO-ATT-MNEMONIC                      ---
D TRANSMISSION-INSTALLATION-DATE       9300
  NBR-ISTS                             20_
  ACCESS-LINES                         0__
  STATEMENT-OF-WORK-DATE               000000
  REQUEST-FOR-PROPOSAL-DATE            000000
  CONTRACT-AWARD-DATE                  000000
  SITE-DELIVERY-DATE                   000000

  A: Add  C: Change  D: Delete  F: Find   PF1, ?: Help PF3, E: End
```

```
"GENERALIZED" Data Entry/Mgmt Tool     Date:  86/11/25  Time:  17:43

View:  DSN-TRANSMISSION-REQUIREMENTS   File:  DSN-TRANSMISSION-REQ
Command:                                                 Page 2 of 2
D Variable                          R  value             Found 2 of 6

  REMARKS                              ------------------------------
D INTRA-INTER-CODE                     3_
  MODE                                 ---
  FROM-SWITCH-TYPE                     EO_
  TO-SWITCH-TYPE                       MF_
D FROM-LOCATION-KEY                    WHEELER 15WHR___
D TO-LOCATION-KEY                      CP SMITH15CPS___

  A: Add  C: Change  D: Delete  F: Find   PF1, ?: Help PF3, E: End
```

```
"GENERALIZED" Data Entry/Mgmt Tool     Date:  86/11/25  Time:  17:44

View:  DSN-TRANSMISSION-REQUIREMENTS  File:  DSN-TRANSMISSION-REQ
Command:                                                Page 1 of 2
D Variable                              R  value        Found 1 of 6

D FROM-LOCATION                            WHEELER_
D FROM-STATE-COUNTRY-CODE               h  00
D FROM-STATION-ID                          WHR
D FROM-ATT-MNEMONIC                        ---
D TO-LOCATION                              CP SMITH
D TO-STATE-COUNTRY-CODE                    15
D TO-STATION-ID                            CPS
D TO-ATT-MNEMONIC                          ---
D TRANSMISSION-INSTALLATION-DATE           8711
  NBR-ISTS                                 18_
  ACCESS-LINES                             0__
  STATEMENT-OF-WORK-DATE                   000000
  REQUEST-FOR-PROPOSAL-DATE                000000
  CONTRACT-AWARD-DATE                      000000
  SITE-DELIVERY-DATE                       000000

  A: Add  C: Change  D: Delete  F: Find   PF1, ?: Help PF3, E: End
```

"GENERALIZED" Histogram Display
File Name: DSN-TRANSMISSION-REQUIREMENTS

Command:

FROM-STATE-COUNTRY-CODE	Number
15	165
31	1
6	2
8	1

<PF3>, E: EXIT

```
"GENERALIZED" Data Entry/Mgmt Tool     Date:  86/11/25  Time:  17:51

View:  DSN-TRANSMISSION-REQUIREMENTS   File:  DSN-TRANSMISSION-REQ
Command:  a                                              Page 2 of 2
D Variable                          R  value             Found 1 of 6

  REMARKS                              THIS IS A TEST_______________
D INTRA-INTER-CODE                     1_
  MODE                                 ---
  FROM-SWITCH-TYPE                     MF_
  TO-SWITCH-TYPE                       AVN
D FROM-LOCATION-KEY                    AGNANO  ITAGO___
D TO-LOCATION-KEY                      POTTSTWN42X99___

  A: Add  C: Change  D: Delete  F: Find   PF1, ?: Help PF3, E: End
```

```
"GENERALIZED" Data Entry/Mgmt Tool     Date:  86/11/25** MESSAGE **
* DISPLAYED RECORD HAS BEEN ADDED TO FILE *
View:  DSN-TRANSMISSION-REQUIREMENTS  File:  DSN-TRANSMISSION-REQ
Command:                                                 Page 2 of 2
D Variable                          R  value             Found 1 of 6

  REMARKS                              THIS IS A TEST_______________
D INTRA-INTER-CODE                     1_
  MODE                                 ---
  FROM-SWITCH-TYPE                     MF
  TO-SWITCH-TYPE                       AVN
D FROM-LOCATION-KEY                    AGNANO  ITAGO___
D TO-LOCATION-KEY                      POTTSTWN42X99___

  A: Add  C: Change  D: Delete  F: Find   PF1, ?: Help PF3, E: End
```

```
"GENERALIZED" Data Entry/Mgmt Tool     Date:  86/11/26  Time:  13:52

View:  DSN-TRANSMISSION-REQUIREMENTS  File:  DSN-TRANSMISSION-REQ
Command:  d                                              Page 2 of 2
D Variable                          R  value             Found 1 of 1

  REMARKS                              THIS IS A TEST RECORD_______
D INTRA-INTER-CODE                     1_
  MODE                                 ---
  FROM-SWITCH-TYPE                     AVN
  TO-SWITCH-TYPE                       AVN
D FROM-LOCATION-KEY                    HILLNGDNUKHIN___
D TO-LOCATION-KEY                      POTTSTWN42X99___

  A: Add  C: Change  D: Delete  F: Find   PF1, ?: Help PF3, E: End
```

```
"GENERALIZED" Data Entry Mgmt Tool     Date:  86 11 26** MESSAGE **
* CURRENT RECORD FOR FILE WILL BE DELETED *
View:  DSN-TRANSMISSION-REQUIREMENTS  File:  DSN-TRANSMISSION-RE
Command:                                                  Page 2 of 2
D Variable                          R  value              Found 1 of 1

  REMARKS                              THIS IS A TEST RECORD________
D INTRA-INTER-CODE                     1_
  MODE                                 ---
  FROM-SWITCH-TYPE                     AVN
  TO-SWITCH-TYPE                       AVN
D FROM-LOCATION-KEY                    HILLNGDNUKHIN___
D TO-LOCATION-KEY                      POTTSTWN42X99___

  A: Add  C: Change  D: Delete  F: Find   PF1, ?: Help PF3, E: End
```

```
"GENERALIZED" Data Entry/Mgmt Tool     Date:  86/11/26** MESSAGE **
* CURRENT RECORD FOR FILE WILL BE DELETED *
View:  DSN-TRANSMISSION-REQUIREMENTS  File:  DSN-TRANSMISSION-REQ
Command:  d                                              Page 2 of 2
D Variable                          R  value             Found 1 of 1

  REMARKS                              THIS IS A TEST RECORD________
D INTRA-INTER-CODE                     1_
  MODE                                 ---
  FROM-SWITCH-TYPE                     AVN
  TO-SWITCH-TYPE                       AVN
D FROM-LOCATION-KEY                    HILLNGDNUKHIN___
D TO-LOCATION-KEY                      POTTSTWN42X99___

  A: Add  C: Change  D: Delete  F: Find   PF1, ?: Help PF3, E: End
```

```
"GENERALIZED" Data Entry/Mgmt Tool     Date:  86/11/26** MESSAGE **
* CURRENT RECORD FOR FILE HAS BEEN DELETED *
View:  DSN-TRANSMISSION-REQUIREMENTS  File:  DSN-TRANSMISSION-REQ
Command:                                                Page 2 of 2
D Variable                          R  value            Found 1 of 1

  REMARKS                              THIS IS A TEST RECORD________
D INTRA-INTER-CODE                     1_
  MODE                                 ---
  FROM-SWITCH-TYPE                     AVN
  TO-SWITCH-TYPE                       AVN
D FROM-LOCATION-KEY                    HILLNGDNUKHIN___
D TO-LOCATION-KEY                      POTTSTWN42X99___

  A: Add  C: Change  D: Delete  F: Find   PF1, ?: Help PF3, E: End
```

```
"GENERALIZED" Data Entry/Mgmt Tool     Date:  86/11/26  Time:  13:50

View:  DSN-TRANSMISSION-REQUIREMENTS  File:  DSN-TRANSMISSION-REQ
Command:  c                                              Page 2 of 2
D Variable                          R  value             Found 1 of 1

  REMARKS                              THIS IS A TEST RECORD change_
D INTRA-INTER-CODE                     1_
  MODE                                 ---
  FROM-SWITCH-TYPE                     AVN
  TO-SWITCH-TYPE                       AVN
D FROM-LOCATION-KEY                    HILLNGDNUKHIN___
D TO-LOCATION-KEY                      POTTSTWN42X99___

  A: Add  C: Change  D: Delete  F: Find   PF1, ?: Help PF3, E: End
```

```
"GENERALIZED" Data Entry/Mgmt Tool     Date:  86/11/26** MESSAGE **
* CURRENT RECORD FOR FILE WILL BE CHANGED *
View:  DSN-TRANSMISSION-REQUIREMENTS  File:  DSN-TRANSMISSION-REQ
Command:                                                Page 2 of 2
D Variable                          R  value            Found 1 of 1

  REMARKS                              THIS IS A TEST RECORD________
D INTRA-INTER-CODE                     1_
  MODE                                 ---
  FROM-SWITCH-TYPE                     AVN
  TO-SWITCH-TYPE                       AVN
D FROM-LOCATION-KEY                    HILLNGDNUKHIN___
D TO-LOCATION-KEY                      POTTSTWN42X99___

  A: Add  C: Change  D: Delete  F: Find   PF1, ?: Help PF3, E: End
```

```
"GENERALIZED" Data Entry/Mgmt Tool     Date:  86/11/26** MESSAGE **
* CURRENT RECORD FOR FILE WILL BE CHANGED *
View:  DSN-TRANSMISSION-REQUIREMENTS  File:  DSN-TRANSMISSION-REQ
Command:  c                                              Page 2 of 2
D Variable                          R  value             Found 1 of 1

  REMARKS                              THIS IS A TEST RECORD________
D INTRA-INTER-CODE                     1_
  MODE                                 ---
  FROM-SWITCH-TYPE                     AVN
  TO-SWITCH-TYPE                       AVN
D FROM-LOCATION-KEY                    HILLNGDNUKHIN___
D TO-LOCATION-KEY                      POTTSTWN42X99___

  A: Add  C: Change  D: Delete  F: Find   PF1, ?: Help PF3, E: End
```

```
"GENERALIZED" Data Entry/Mgmt Tool     Date:  86/11/26** MESSAGE **
* CURRENT RECORD FOR FILE WILL BE CHANGED *
View:  DSN-TRANSMISSION-REQUIREMENTS  File:  DSN-TRANSMISSION-REQ
Command:                                                Page 2 of 2
D Variable                              R  value        Found 1 of 1

  REMARKS                                  THIS IS A TEST RECORD_______
D INTRA-INTER-CODE                         1_
  MODE                                     ---
  FROM-SWITCH-TYPE                         AVN
  TO-SWITCH-TYPE                           AVN
D FROM-LOCATION-KEY                        HILLNGDNUKHIN___
D TO-LOCATION-KEY                          POTTSTWN42X99___

  A: Add  C: Change  D: Delete  F: Find   PF1, ?: Help PF3, E: End
```

```
"GENERALIZED" Data Entry/Mgmt Tool     Date:  86/11/26** MESSAGE **
* CURRENT RECORD FOR FILE HAS BEEN CHANGED *
View:  DSN-TRANSMISSION-REQUIREMENTS  File:  DSN-TRANSMISSION-REQ
Command:                                                Page 2 of 2
D Variable                          R  value            Found 1 of 1

  REMARKS                              THIS IS A TEST RECORD_______
D INTRA-INTER-CODE                     1_
  MODE                                 ---
  FROM-SWITCH-TYPE                     AVN
  TO-SWITCH-TYPE                       AVN
D FROM-LOCATION-KEY                    HILLNGDNUKHIN___
D TO-LOCATION-KEY                      POTTSTWN42X99___

  A: Add  C: Change  D: Delete  F: Find   PF1, ?: Help PF3, E: End
```

```
"GENERALIZED" Data Entry/Mgmt Tool     Date:  86/11/26  Time:  14:20

View:  DSN-TRANSMISSION-REQUIREMENTS  File:  DSN-TRANSMISSION-REQ
Command:  ck                                              Page 1 of 2
D Variable                          R  value              Found 1 of 1

D FROM-LOCATION                        HILLNGDN
D FROM-STATE-COUNTRY-CODE              UK
D FROM-STATION-ID                      HIN
D FROM-ATT-MNEMONIC                    ---
D TO-LOCATION                          POTTSTWN
D TO-STATE-COUNTRY-CODE                42
D TO-STATION-ID                        X99
D TO-ATT-MNEMONIC                      ---
D TRANSMISSION-INSTALLATION-DATE       8610
  NBR-ISTS                             14_
  ACCESS-LINES                         0
  STATEMENT-OF-WORK-DATE               000000
  REQUEST-FOR-PROPOSAL-DATE            000000
  CONTRACT-AWARD-DATE                  000000
  SITE-DELIVERY-DATE                   000000

  A: Add  C: Change  D: Delete  F: Find   PF1, ?: Help PF3, E: End
```

```
"GENERALIZED" Data Entry/Mgmt Tool     Date:  86/11/26  Time:  14:20

View:  DSN-TRANSMISSION-REQUIREMENTS  File:  DSN-TRANSMISSION-REQ
Command:  c                                              Page 1 of 2
D Variable                          R  value             Found 1 of 1

D FROM-LOCATION                        HILLNGDN
D FROM-STATE-COUNTRY-CODE              UK
D FROM-STATION-ID                      HIN
D FROM-ATT-MNEMONIC                    xxx
D TO-LOCATION                          POTTSTWN
D TO-STATE-COUNTRY-CODE                42
D TO-STATION-ID                        X99
D TO-ATT-MNEMONIC                      ---
D TRANSMISSION-INSTALLATION-DATE       8610
  NBR-ISTS                             14_
  ACCESS-LINES                         0__
  STATEMENT-OF-WORK-DATE               000000
  REQUEST-FOR-PROPOSAL-DATE            000000
  CONTRACT-AWARD-DATE                  000000
  SITE-DELIVERY-DATE                   000000

  A: Add  C: Change  D: Delete  F: Find   PF1, ?: Help PF3, E: End
```

```
"GENERALIZED" Data Entry/Mgmt Tool     Date:  86/11/26** MESSAGE **
* DISPLAYED RECORD HAS BEEN ADDED TO FILE *
View:  DSN-TRANSMISSION-REQUIREMENTS  File:  DSN-TRANSMISSION-REQ
Command:  zap                                          Page 1 of 2
D Variable                          R  value           Found 1 of 1

D FROM-LOCATION                        ARLNGTON
D FROM-STATE-COUNTRY-CODE              51
D FROM-STATION-ID                      XXX
D FROM-ATT-MNEMONIC                    ---
D TO-LOCATION                          POTTSTWN
D TO-STATE-COUNTRY-CODE                47
D TO-STATION-ID                        YYY
D TO-ATT-MNEMONIC                      ---
D TRANSMISSION-INSTALLATION-DATE       8611
  NBR-ISTS                             0__
  ACCESS-LINES                         0__
  STATEMENT-OF-WORK-DATE               ------
  REQUEST-FOR-PROPOSAL-DATE            ------
  CONTRACT-AWARD-DATE                  ------
  SITE-DELIVERY-DATE                   ------

  A: Add  C: Change  D: Delete  F: Find   PF1, ?: Help PF3, E: End
```

```
"GENERALIZED" Data Entry/Mgmt Tool     Date:  86 11 26** MESSAGE **
* PREVIOUS TRANSACTION BACKED OUT *
View:  DSN-TRANSMISSION-REQUIREMENTS  File:  DSN-TRANSMISSION-REQ
Command:                                                 Page 1 of 2
D Variable                          R  value             Found 1 of 1

D FROM-LOCATION                        ARLNGTON
D FROM-STATE-COUNTRY-CODE              51
D FROM-STATION-ID                      XXX
D FROM-ATT-MNEMONIC                    ---
D TO-LOCATION                          POTTSTWN
D TO-STATE-COUNTRY-CODE                47
D TO-STATION-ID                        YYY
D TO-ATT-MNEMONIC                      ---
D TRANSMISSION-INSTALLATION-DATE       8611
  NBR-ISTS                             0__
  ACCESS-LINES                         0__
  STATEMENT-OF-WORK-DATE               ------
  REQUEST-FOR-PROPOSAL-DATE            ------
  CONTRACT-AWARD-DATE                  ------
  SITE-DELIVERY-DATE                   ------

  A: Add  C: Change  D: Delete  F: Find   PF1, ?: Help PF3, E: End
```

```
"GENERALIZED" Data Entry/Mgmt Tool     Date:  86/11/26  Time:  13:59

View:  DSN-TRANSMISSION-REQUIREMENTS  File:  DSN-TRANSMISSION-REQ
Command:  null record                                    Page 1 of 2
D Variable                          R  value             Found 1 of 6

D FROM-LOCATION                        AGNANO_ _
D FROM-STATE-COUNTRY-CODE              IT
D FROM-STATION-ID                      AGO
D FROM-ATT-MNEMONIC                    ---
D TO-LOCATION                          POTTSTWN
D TO-STATE-COUNTRY-CODE                42
D TO-STATION-ID                        X99
D TO-ATT-MNEMONIC                      ---
D TRANSMISSION-INSTALLATION-DATE       8900
  NBR-ISTS                             7__
  ACCESS-LINES                         0__
  STATEMENT-OF-WORK-DATE               000000
  REQUEST-FOR-PROPOSAL-DATE            000000
  CONTRACT-AWARD-DATE                  000000
  SITE-DELIVERY-DATE                   000000

  A: Add  C: Change  D: Delete  F: Find   PF1, ?: Help PF3, E: End
```

AD-A180 298 I-S/A AMPE (INTER-SERVICE/AGENCY AUTOMATED MESSAGE PROCESSING EXCHANGE) DATABASE UPDATE USER'S MANUAL(U) COMPUTER SCIENCES CORP FALLS CHURCH VA K KERNDT ET AL. 3/3

UNCLASSIFIED 31 MAR 87 F/G 12/7 NL


1.0
1.1
1.25
1.4
1.6
2.0
1.8
2.2
2.5
RESOLUTION TEST CHART

```
"GENERALIZED" Data Entry/Mgmt Tool     Date:  86/11/26  Time:  14:02

View:  DSN-TRANSMISSION-REQUIREMENTS  File:  DSN-TRANSMISSION-REQ
Command:                                                Page 1 of 2
D Variable                          R  value            Found 1 of 6

D FROM-LOCATION                        ------
D FROM-STATE-COUNTRY-CODE              --
D FROM-STATION-ID                      ---
D FROM-ATT-MNEMONIC                    ---
D TO-LOCATION                          --------
D TO-STATE-COUNTRY-CODE                --
D TO-STATION-ID                        ---
D TO-ATT-MNEMONIC                      ---
D TRANSMISSION-INSTALLATION-DATE       ----
  NBR-ISTS                             0__
  ACCESS-LINES                         0__
  STATEMENT-OF-WORK-DATE               ------
  REQUEST-FOR-PROPOSAL-DATE            ------
  CONTRACT-AWARD-DATE                  ------
  SITE-DELIVERY-DATE                   ------

  A: Add  C: Change  D: Delete  F: Find   PF1, ?: Help PF3, E: End
```

```
"GENERALIZED" Data Entry/Mgmt Tool     Date:  86/11/26  Time:  14:02

View:  DSN-TRANSMISSION-REQUIREMENTS   File:  DSN-TRANSMISSION-REQ
Command:                                                 Page 2 of 2
D Variable                          R  value             Found 1 of 6

  REMARKS                              ------------------------------
D INTRA-INTER-CODE                     0_
  MODE                                 ---
  FROM-SWITCH-TYPE                     ---
  TO-SWITCH-TYPE                       ---
D FROM-LOCATION-KEY                    ------------
D TO-LOCATION-KEY                      ------------

  A: Add  C: Change  D: Delete  F: Find   PF1, ?: Help PF3, E: End
```

```
"GENERALIZED" Data Entry/Mgmt Tool     Date:  86/11/26  Time:  14:03

View:  DSN-TRANSMISSION-REQUIREMENTS  File:  DSN-TRANSMISSION-REQ
Command:  null screen                                    Page 1 of 2
D Variable                          R  value             Found 2 of 6

D FROM-LOCATION                        AGNANO_ _
D FROM-STATE-COUNTRY-CODE              IT
D FROM-STATION-ID                      AGO
D FROM-ATT-MNEMONIC                    ---
D TO-LOCATION                          CEDARBRK
D TO-STATE-COUNTRY-CODE                34
D TO-STATION-ID                        X35
D TO-ATT-MNEMONIC                      ---
D TRANSMISSION-INSTALLATION-DATE       8900
  NBR-ISTS                             7
  ACCESS-LINES                         0__
  STATEMENT-OF-WORK-DATE               000000
  REQUEST-FOR-PROPOSAL-DATE            000000
  CONTRACT-AWARD-DATE                  000000
  SITE-DELIVERY-DATE                   000000

  A: Add  C: Change  D: Delete  F: Find   PF1, ?: Help PF3, E: End
```

```
"GENERALIZED" Data Entry/Mgmt Tool     Date:  86/11/26  Time:  14:03

View:  DSN-TRANSMISSION-REQUIREMENTS  File:  DSN-TRANSMISSION-REQ
Command:                                                Page 1 of 2
D Variable                          R  value            Found 2 of 6

D FROM-LOCATION                        ------
D FROM-STATE-COUNTRY-CODE              --
D FROM-STATION-ID                      ---
D FROM-ATT-MNEMONIC                    ---
D TO-LOCATION                          --------
D TO-STATE-COUNTRY-CODE                --
D TO-STATION-ID                        ---
D TO-ATT-MNEMONIC                      ---
D TRANSMISSION-INSTALLATION-DATE       ----
  NBR-ISTS                             0__
  ACCESS-LINES                         0__
  STATEMENT-OF-WORK-DATE               ------
  REQUEST-FOR-PROPOSAL-DATE            ------
  CONTRACT-AWARD-DATE                  ------
  SITE-DELIVERY-DATE                   ------

  A: Add  C: Change  D: Delete  F: Find   PF1, ?: Help PF3, E: End
```

```
"GENERALIZED" Data Entry/Mgmt Tool    Date:  86/11/26  Time:  14:03

View:  DSN-TRANSMISSION-REQUIREMENTS  File:  DSN-TRANSMISSION-REQ
Command:                                              Page 2 of 2
D Variable                          R  value          Found 2 of 6

  REMARKS                             ------------------------------
D INTRA-INTER-CODE                    1
  MODE                                ---
  FROM-SWITCH-TYPE                    MF
  TO-SWITCH-TYPE                      AVN
D FROM-LOCATION-KEY                   ------------
D TO-LOCATION-KEY                     ------------

  A: Add  C: Change  D: Delete  F: Find   PF1, ?: Help PF3, E: End
```

```
"GENERALIZED" Data Entry/Mgmt Tool     Date:  86/11/26** MESSAGE **
* PLEASE ENTER COMMAND *
View:  DSN-TRANSMISSION-REQUIREMENTS   File:  DSN-TRANSMISSION-REQ
Command:  null operator                                  Page 1 of 2
D Variable                          R  value          Found 1 of 270

D FROM-LOCATION                        YONGSNMN
D FROM-STATE-COUNTRY-CODE           =  KS
D FROM-STATION-ID                      YSM
D FROM-ATT-MNEMONIC                    ---
D TO-LOCATION                          LODI____
D TO-STATE-COUNTRY-CODE             =  KS
D TO-STATION-ID                        LOD
D TO-ATT-MNEMONIC                      ---
D TRANSMISSION-INSTALLATION-DATE    >  8600
  NBR-ISTS                             6__
  ACCESS-LINES                         0__
  STATEMENT-OF-WORK-DATE               000000
  REQUEST-FOR-PROPOSAL-DATE            000000
  CONTRACT-AWARD-DATE                  000000
  SITE-DELIVERY-DATE                   000000

  A: Add  C: Change  D: Delete  F: Find   PF1, ?: Help PF3, E: End
```

```
"GENERALIZED" Data Entry/Mgmt Tool     Date:  86/11/26  Time:  14:04

View:  DSN-TRANSMISSION-REQUIREMENTS   File:  DSN-TRANSMISSION-REQ
Command:                                                Page 1 of 2
D Variable                          R  value            Found 1 of 270

D FROM-LOCATION                        YONGSNMN
D FROM-STATE-COUNTRY-CODE              KS
D FROM-STATION-ID                      YSM
D FROM-ATT-MNEMONIC                    ---
D TO-LOCATION                          LODI____
D TO-STATE-COUNTRY-CODE                KS
D TO-STATION-ID                        LOD
D TO-ATT-MNEMONIC                      ---
D TRANSMISSION-INSTALLATION-DATE       8600
  NBR-ISTS                             6__
  ACCESS-LINES                         0__
  STATEMENT-OF-WORK-DATE               000000
  REQUEST-FOR-PROPOSAL-DATE            000000
  CONTRACT-AWARD-DATE                  000000
  SITE-DELIVERY-DATE                   000000

  A: Add  C: Change  D: Delete  F: Find   PF1, ?: Help PF3, E: End
```

```
"GENERALIZED" Data Entry/Mgmt Tool     Date:  86/11/26  Time:  13:57

View:  DSN-TRANSMISSION-REQUIREMENTS  File:  DSN-TRANSMISSION-REQ
Command:  right justify number                          Page 1 of 2
D Variable                          R  value            Found 1 of 6

D FROM-LOCATION                        AGNANO__
D FROM-STATE-COUNTRY-CODE              IT
D FROM-STATION-ID                      AGO
D FROM-ATT-MNEMONIC                    ---
D TO-LOCATION                          POTTSTWN
D TO-STATE-COUNTRY-CODE                42
D TO-STATION-ID                        X99
D TO-ATT-MNEMONIC                      ---
D TRANSMISSION-INSTALLATION-DATE       8900
  NBR-ISTS                             7__
  ACCESS-LINES                         0__
  STATEMENT-OF-WORK-DATE               000000
  REQUEST-FOR-PROPOSAL-DATE            000000
  CONTRACT-AWARD-DATE                  000000
  SITE-DELIVERY-DATE                   000000

  A: Add  C: Change  D: Delete  F: Find   PF1, ?: Help PF3, E: End
```

```
"GENERALIZED" Data Entry/Mgmt Tool     Date:  86/11/26  Time:  13:58

View:  DSN-TRANSMISSION-REQUIREMENTS  File:  DSN-TRANSMISSION-REQ
Command:                                                 Page 1 of 2
D Variable                          R  value             Found 1 of 6

D FROM-LOCATION                        AGNANO__
D FROM-STATE-COUNTRY-CODE              IT
D FROM-STATION-ID                      AGO
D FROM-ATT-MNEMONIC                    ---
D TO-LOCATION                          POTTSTWN
D TO-STATE-COUNTRY-CODE                42
D TO-STATION-ID                        X99
D TO-ATT-MNEMONIC                      ---
D TRANSMISSION-INSTALLATION-DATE       8900
  NBR-ISTS                               7
  ACCESS-LINES                           0
  STATEMENT-OF-WORK-DATE               000000
  REQUEST-FOR-PROPOSAL-DATE            000000
  CONTRACT-AWARD-DATE                  000000
  SITE-DELIVERY-DATE                   000000

  A: Add  C: Change  D: Delete  F: Find   PF1, ?: Help PF3, E: End
```

```
"GENERALIZED" Data Entry/Mgmt Tool     Date:  86/11/26  Time:  13:58

View:  DSN-TRANSMISSION-REQUIREMENTS  File:  DSN-TRANSMISSION-REQ
Command:  left justify number                              Page 1 of 2
D Variable                          R  value               Found 1 of 6

D FROM-LOCATION                        AGNANO__
D FROM-STATE-COUNTRY-CODE              IT
D FROM-STATION-ID                      AGO
D FROM-ATT-MNEMONIC                    ---
D TO-LOCATION                          POTTSTWN
D TO-STATE-COUNTRY-CODE                42
D TO-STATION-ID                        X99
D TO-ATT-MNEMONIC                      ---
D TRANSMISSION-INSTALLATION-DATE       8900
  NBR-ISTS                               7
  ACCESS-LINES                           0
  STATEMENT-OF-WORK-DATE               000000
  REQUEST-FOR-PROPOSAL-DATE            000000
  CONTRACT-AWARD-DATE                  000000
  SITE-DELIVERY-DATE                   000000

  A: Add  C: Change  D: Delete  F: Find   PF1, ?: Help PF3, E: End
```

```
"GENERALIZED" Data Entry/Mgmt Tool     Date:  86/11/26  Time:  13:59

View:  DSN-TRANSMISSION-REQUIREMENTS  File:  DSN-TRANSMISSION-REQ
Command:                                                Page 1 of 2
D Variable                          R  value            Found 1 of 6

D FROM-LOCATION                        AGNANO__
D FROM-STATE-COUNTRY-CODE              IT
D FROM-STATION-ID                      AGO
D FROM-ATT-MNEMONIC                    ---
D TO-LOCATION                          POTTSTWN
D TO-STATE-COUNTRY-CODE                42
D TO-STATION-ID                        X99
D TO-ATT-MNEMONIC                      ---
D TRANSMISSION-INSTALLATION-DATE       8900
  NBR-ISTS                             7__
  ACCESS-LINES                         0__
  STATEMENT-OF-WORK-DATE               000000
  REQUEST-FOR-PROPOSAL-DATE            000000
  CONTRACT-AWARD-DATE                  000000
  SITE-DELIVERY-DATE                   000000

  A: Add  C: Change  D: Delete  F: Find   PF1, ?: Help PF3, E: End
```

```
"GENERALIZED" Data Entry/Mgmt Tool     Date:  86/11/26  Time:  14:05

View:  DSN-TRANSMISSION-REQUIREMENTS  File:  DSN-TRANSMISSION-REQ
Command:  end                                          Page 1 of 2
D Variable                          R  value          Found 1 of 270

D FROM-LOCATION                        YONGSNMN
D FROM-STATE-COUNTRY-CODE              KS
D FROM-STATION-ID                      YSM
D FROM-ATT-MNEMONIC                    ---
D TO-LOCATION                          LODI____
D TO-STATE-COUNTRY-CODE                KS
D TO-STATION-ID                        LOD
D TO-ATT-MNEMONIC                      ---
D TRANSMISSION-INSTALLATION-DATE       8600
  NBR-ISTS                             6__
  ACCESS-LINES                         0__
  STATEMENT-OF-WORK-DATE               000000
  REQUEST-FOR-PROPOSAL-DATE            000000
  CONTRACT-AWARD-DATE                  000000
  SITE-DELIVERY-DATE                   000000

  A: Add  C: Change  D: Delete  F: Find   PF1, ?: Help PF3, E: End
```

```
"Testbed" General Tools V2.0
                                Entry     Date/Time:  86/11/26 14:31

COMMAND ==>

*-------------------------------------------------------------------*
*    The facilities available within this applications hierarchy    *
*    are intended to assist in the development of a "generalized"   *
*    set of application tools.  These tools will utilize both       *
*    ISPF and ADABAS Direct Calls.                                  *
*                                                                   *
*    Available commands are:                                        *
*                                                                   *
*    L F  -  List Files.  Display the files which make up the       *
*            ADABAS physical data base.  (files documented within   *
*            PREDICT)                                               *
*                                                                   *
*    L V  -  List Views.  Display the user views which make up      *
*            the DCSO logical data base.  (views documented within  *
*            PREDICT)                                               *
*                                                                   *
*    L FD -  List Fields.  Display the fields which make up the     *
*            ADABAS data base.                                      *
*                                                                   *
*                                                                   *
*-------------------------------------------------------------------*
```

END

5-87

DTIC