

AD-A182 823

WORLDWIDE US ACTIVE DUTY MILITARY PERSONNEL CASUALTIES

1/2

OCTOBER 1 1979 THRU (U) WASHINGTON HEADQUARTERS


SERVICES (DOD) DC DIRECTORATE FOR INF. 31 MAR 87


DIOR/MO7-87/01

F/G 5/9

ML

UNCLASSIFIED





MICROCOPY RESOLUTION TEST CHART
NATIONAL BUREAU OF STANDARDS-1963-A



OSD

AD-A182 823

Department of Defense
**WORLDWIDE U.S. ACTIVE DUTY
MILITARY PERSONNEL CASUALTIES**

M07

DTIC FILE COPY

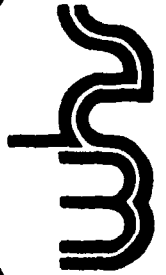
(12)

OCTOBER 1, 1979
THROUGH
MARCH 31, 1987

DTIC
ELECTE
JUL 17 1987
S & D

DISTRIBUTION STATEMENT A
Approved for public release
Distribution Unlimited

87 7 16 010



DIRECTORATE FOR INFORMATION
OPERATIONS AND REPORTS (DIOR)

Department of Defense

Worldwide U.S. Active Duty Military Personnel Casualties

October 1, 1979 through March 31, 1987

(Please See Note on Following Page)

*Prepared by
Washington Headquarters Services
Directorate for Information
Operations and Reports*

~~For sale by the Superintendent of Documents,
U.S. Government Printing Office, Washington, D.C. 20540~~

DTIC/NTIS identification number for this publication is DIOR/M07-87/01.

Accession For	
NTIS CRA&I	<input checked="" type="checkbox"/>
DTIC TAB	<input type="checkbox"/>
Unannounced	<input type="checkbox"/>
Justification	
By	
Distribution /	
Availability Codes	
Dist	Avail and/or Special
A-1	



FOREWORD

This publication provides data on worldwide active duty military personnel casualties. It is intended to provide summary information for the Office of the Secretary of Defense and various other Department of Defense (DoD) and Federal Government offices.

The information has been generated from an automated data base of casualty information certified and reported monthly by the military services under Reports Control Symbol DD-Comp(M,W,D&AR) 1531. Hence, responsibility for the accuracy of these data is that of each of the reporting military services. These reporting requirements are set forth in DoD Instruction 7730.63, "Reports on Active Duty Military Personnel in Official Combat Areas and in Noncombat Areas," dated August 26, 1982.

..... NOTE

This publication is designed to be used as a planning document and is not a record of day-to-day casualty counts. Since there is a lead time for casualty information to be reported by field activities to the military service casualty offices and then to the Office of the Secretary of Defense, the data cannot be used for publication or release as current data. Upon republication of this report, all changes, corrections, additions or deletions to prior data will be incorporated. It is imperative that the detailed information and the resulting casualty statistics be treated with the utmost care and sensitivity. *Partial contents: See p. B-*

Since all casualty data, including any changes or modifications are as reported to the Office of the Secretary of Defense by the respective military service casualty offices, inquiries regarding individual casualties or other proposed changes to the data in this publication should be directed to the appropriate military service casualty offices:

Department of the Army
U.S. Army Military Personnel Center
ATTN: DAPC-PE-SI
2461 Eisenhower Avenue, Room 912
Alexandria, Virginia 22331-0433

Department of the Air Force
Air Force Manpower and
Personnel Center
AFMPC/MPC CAB
Randolph Air Force Base, Texas 78150-6001

Department of the Navy
Naval Military Personnel Center
ATTN: NMPC-12, Room 1712
Washington, D.C. 20370-5122

Headquarters U.S. Marine Corps
Personnel Services Division
Casualty Section
Washington, D.C. 20380-0001

13-

TABLE OF CONTENTS

PART I - WORLDWIDE U.S. ACTIVE DUTY MILITARY CASUALTIES - CUMULATIVE FROM 1 OCTOBER 1979 TO 31 MARCH 1987

Figure 1 - Worldwide U.S. Active Duty Military Personnel Casualties - All Records	3
Summary of All Casualties	5
Figure 2 - Worldwide U.S. Active Duty Military Deaths by Cause	7
Deaths by Cause of Casualty and Military Service'	9
Figure 3 - Worldwide U.S. Active Duty Military Deaths by Race	15
Deaths by Race, Pay Grade, and Military Service'	17
Deaths by Home State of Record and Military Service'	22
Deaths by Pay Grade and Military Service'	24
Deaths by Attained Age and Military Service'	26
Death, by Country and Military Service	28

END

**PART II - WORLDWIDE U.S. ACTIVE DUTY MILITARY CASUALTIES -
BY FISCAL YEAR**

Fiscal Year 1980	37
Fiscal Year 1981	43
Fiscal Year 1982	49
Fiscal Year 1983	55
Fiscal Year 1984	63
Fiscal Year 1985	71
Fiscal Year 1986	79
First Half, Fiscal Year 1987	87

**PART III - WORLDWIDE U.S. ACTIVE DUTY MILITARY CASUALTIES -
BY CALENDAR YEAR**

Fourth Quarter, Calendar Year 1979	95
Calendar Year 1980	101
Calendar Year 1981	107
Calendar Year 1982	113
Calendar Year 1983	119
Calendar Year 1984	127

Calendar Year 1985	135
Calendar Year 1986	143
Calendar Year 1987	151
GLOSSARY OF TERMS	155

PART I

**Worldwide U.S. Active Duty Military
Personnel Casualties Cumulative From
1 October 1979 through 31 March 1987**

**Worldwide U.S. Active Duty Military Personnel
Casualties/All Records From 10/01/79-03/31/87**

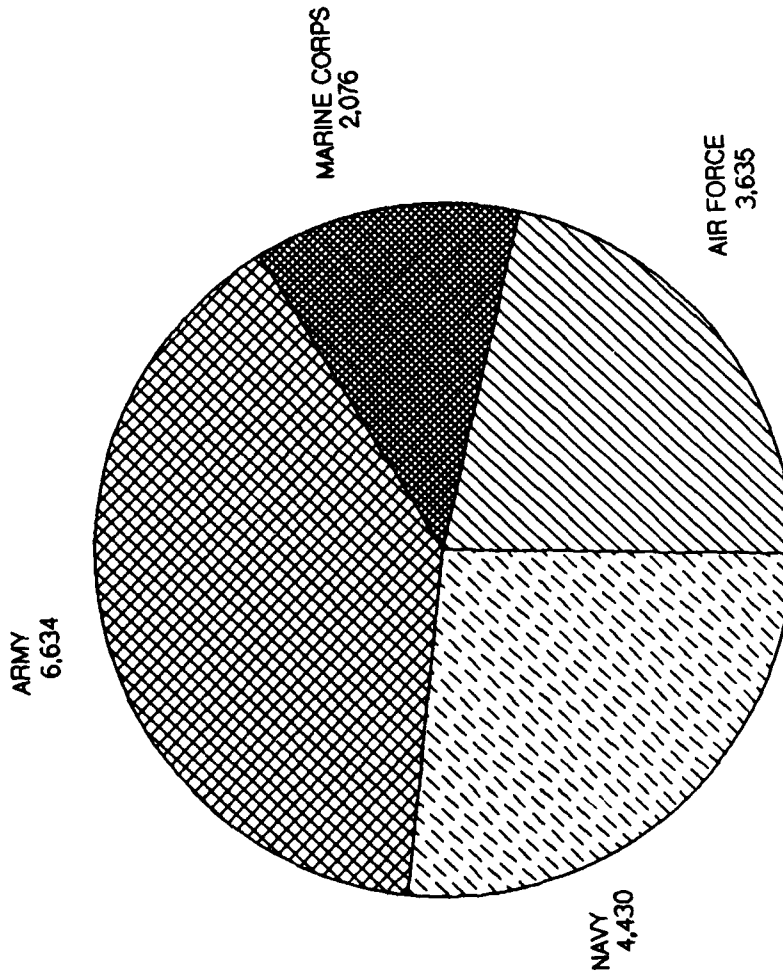


FIGURE 1

WORLDWIDE U.S. ACTIVE DUTY MILITARY CASUALTIES

BY CASUALTY GROUP AND MILITARY SERVICE
ALL RECORDS FROM 1 OCT 1978 TO 31 MAR 1987

CASUALTY GROUP	USA	USN	USAF	USMC	TOTAL
CASUALTIES - CAPTURED/INTERNEED OR MISSING					
HOSTILE - CURRENT CAPTURED/INTERNEED	0	0	0	0	0
- CURRENT MISSING	0	0	0	0	0
- RMC FROM CAPTURED	6	9	5	13	33
- RMC FROM MISSING	0	0	0	0	0
NONHOSTILE - CURRENT MISSING	3	2	1	0	6
- RMC FROM MISSING	0	0	0	0	0
CASUALTIES - DEATHS					
HOSTILE - KILLED	16	26	2	238	282
- DIED OF WOUNDS	1	0	0	3	4
- DIED WHILE MISSING	0	0	0	0	0
- DIED WHILE CAPTURED	0	1	0	0	1
TOTAL HOSTILE DEATHS	17	27	2	241	287
NONHOSTILE - DIED OTHER	5310	3621	2853	1645	13429
- DIED ILLNESS	1304	770	780	188	3042
- DIED WHILE MISSING	3	12	0	2	17
TOTAL NONHOSTILE DEATHS	6617	4403	3633	1835	16488
TOTAL DEATHS	6634	4430	3635	2076	16775

**Worldwide U.S. Active Duty Military Deaths
by Cause of Casualty - 1 OCT 79 to 31 MAR 87**

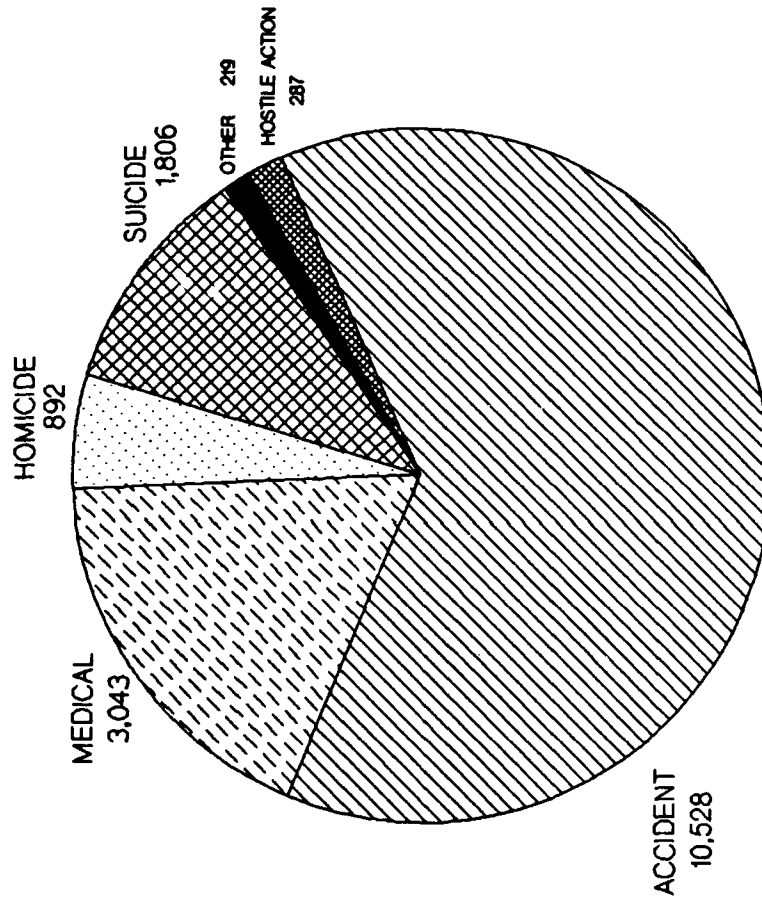


FIGURE 2

WORLDWIDE U.S. ACTIVE DUTY MILITARY DEATHS
BY CAUSE OF CASUALTY AND MILITARY SERVICE
ALL DEATHS FROM 1 OCT 1979 TO 31 MAR 1987

CAUSE OF CASUALTY	USA	USN	USAF	USMC	TOTAL
HOSTILE ACTION					
GUNSHOT OR SMALL ARMS FIRE	6	3	0	8	17
ARTILLERY OR ROCKET MORTAR FIRE	1	0	0	13	14
BOMB EXPLOSION	5	18	0	217	241
PARACHUTE ACCIDENT OR FAILURE	0	4	0	0	4
AIRCRAFT LOSS OR CRASH AT SEA	0	0	2	0	2
AIRCRAFT LOSS OR CRASH NOT AT SEA	1	1	0	3	5
OTHER	4	0	0	0	4
SUBTOTAL	17	27	2	241	287
ACCIDENT					
GUNSHOT OR SMALL ARMS FIRE	103	36	31	38	208
ARTILLERY OR ROCKET MORTAR FIRE	6	0	0	2	8
BOMB EXPLOSION	14	2	1	0	17
OTHER EXPLOSIVE DEVICE (GRENADE/MINE/BOOBY TRAP)	8	0	1	5	14
PARACHUTE ACCIDENT OR FAILURE	32	5	6	4	47
FELL OR LOST OVERBOARD (FROM A SHIP)	0	41	0	2	43
AIRCRAFT LOSS OR CRASH AT SEA	8	173	73	100	354
AIRCRAFT LOSS OR CRASH NOT AT SEA	480	192	528	148	1348
VEHICLE LOSS OR ACCIDENT (EXCEPT AIRCRAFT)	2711	1850	1221	764	6546
FIRE OR BURNS	9	16	8	2	35
FALL OR JUMP	128	88	49	28	291
DROWNING	314	224	170	88	796
SUFFOCATION	35	17	12	14	78

WORLDWIDE U.S. ACTIVE DUTY MILITARY DEATHS

BY CAUSE OF CASUALTY AND MILITARY SERVICE
ALL DEATHS FROM 1 OCT 1978 TO 31 MAR 1987

CAUSE OF CASUALTY	USA	USN	USAF	USMC	TOTAL
ELECTROCUTION	34	21	15	8	78
STABBING	3	1	0	0	4
MISADVENTURE	0	0	0	1	1
WEAPONS EFFECTS, OTHER THAN ABOVE	0	1	0	0	1
ALCOHOL ABUSE OR OVERDOSE	19	17	6	4	46
DRUG ABUSE OR OVERDOSE	53	19	12	4	88
POISONING (EXCEPT CARBON MONOXIDE)	16	12	3	5	36
POISONING - CARBON MONOXIDE	21	12	6	5	44
STRANGULATION	7	1	0	1	9
BEATING	1	0	0	0	1
HANGING	2	13	0	0	15
MISSING - ACCIDENT	0	1	0	0	1
OTHER	141	118	98	59	416
CAUSE NOT REPORTED	0	2	1	0	3
SUBTOTAL	4143	2862	2241	1282	10528
ILLNESS OR DISEASE					
SUFFOCATION	1	3	0	2	6
HEART ATTACK OR HEART-ASSOCIATED CONDITION	804	486	573	113	1976
STROKE OR CEREBROVASCULAR ACCIDENT	27	41	15	6	89
RESPIRATORY FAILURE	38	38	35	13	124
CANCER	75	68	26	19	188
PNEUMONIA	27	13	10	2	52
MALARIA	0	1	0	0	1

WORLDWIDE U.S. ACTIVE DUTY MILITARY DEATHS
 BY CAUSE OF CASUALTY AND MILITARY SERVICE
 ALL DEATHS FROM 1 OCT 1979 TO 31 MAR 1987

CAUSE OF CASUALTY	USA	USN	USAF	USMC	TOTAL
HEPATITIS	5	2	0	4	11
ALCOHOL ABUSE OR OVERDOSE	14	2	11	2	29
DRUG ABUSE OR OVERDOSE	2	0	0	0	2
OTHER	308	115	109	27	559
CAUSE NOT REPORTED	3	2	1	0	6
SUBTOTAL	1304	771	780	188	3043
HOMICIDE - CIVIL					
GUNSHOT OR SMALL ARMS FIRE	253	126	73	69	521
FIRE OR BURNS	1	0	0	0	1
DROWNING	0	0	0	1	1
SUFFOCATION	2	0	0	0	2
STABBING	98	59	29	31	215
STROKE OR CEREBROVASCULAR ACCIDENT	0	1	0	0	1
DRUG ABUSE OR OVERDOSE	0	1	0	1	2
POISONING (EXCEPT CARBON MONOXIDE)	1	0	0	0	1
POISONING - CARBON MONOXIDE	1	0	0	0	1
STRANGULATION	27	12	5	2	46
BEATING	27	15	16	14	72
HANGING	0	1	0	0	1
OTHER	11	4	6	3	24
CAUSE NOT REPORTED	3	1	0	0	4
SUBTOTAL	422	220	129	121	892

WORLDWIDE U.S. ACTIVE DUTY MILITARY DEATHS

BY CAUSE OF CASUALTY AND MILITARY SERVICE

ALL DEATHS FROM 1 OCT 1979 TO 31 MAR 1987

CAUSE OF CASUALTY	USA	USN	USAF	USMC	TOTAL
SUICIDE					
GUNSHOT OR SMALL ARMS FIRE	435	208	280	149	1070
FELL OR LOST OVERBOARD (FROM A SHIP)	0	1	0	0	1
VEHICLE LOSS OR ACCIDENT (EXCEPT AIRCRAFT)	3	0	0	1	4
FIRE OR BURNS	1	0	0	0	1
FALL OR JUMP	21	24	8	7	60
DROWNING	1	2	0	1	4
SUFFOCATION	4	5	2	1	12
ELECTROCUTION	0	1	0	0	1
STABBING	2	2	0	1	5
ALCOHOL ABUSE OR OVERDOSE	1	1	1	0	3
DRUG ABUSE OR OVERDOSE	34	17	16	1	68
POISONING (EXCEPT CARBON MONOXIDE)	5	3	2	2	12
POISONING - CARBON MONOXIDE	53	45	58	9	165
STRANGULATION	55	49	31	10	145
HANGING	75	67	40	19	201
OTHER	15	17	17	3	52
CAUSE NOT REPORTED	0	1	1	0	2
SUBTOTAL	705	441	456	204	1806
OTHER					
GUNSHOT OR SMALL ARMS FIRE	0	18	1	2	21
BOMB EXPLOSION	1	0	0	0	1
VEHICLE LOSS OR ACCIDENT (EXCEPT AIRCRAFT)	0	1	0	0	1

WORLDWIDE U.S. ACTIVE DUTY MILITARY DEATHS
 BY CAUSE OF CASUALTY AND MILITARY SERVICE
 ALL DEATHS FROM 1 OCT 1979 TO 31 MAR 1987

CAUSE OF CASUALTY	USA	USN	USAF	USMC	TOTAL
FIRE OR BURNS	0	1	0	0	1
FALL OR JUMP	1	4	4	0	9
DROWNING	0	4	0	0	4
SUFFOCATION	0	1	2	0	3
RESPIRATORY FAILURE	0	0	0	1	1
ALCOHOL ABUSE OR OVERDOSE	0	5	0	0	5
DRUG ABUSE OR OVERDOSE	1	4	1	0	6
POISONING (EXCEPT CARBON MONOXIDE)	0	1	0	0	1
POISONING - CARBON MONOXIDE	0	7	0	0	7
BEATING	0	0	0	1	1
HANGING	0	4	0	0	4
OTHER	5	9	5	4	23
CAUSE NOT REPORTED	35	50	14	32	131
SUBTOTAL	43	109	27	40	219
TOTAL DEATHS	6634	4430	3635	2076	16775

**Worldwide U.S. Active Duty Military Deaths
by Race - From 1 OCT 1979 to 31 MAR 1987**

WHITE  **BLACK**  **OTHER** 

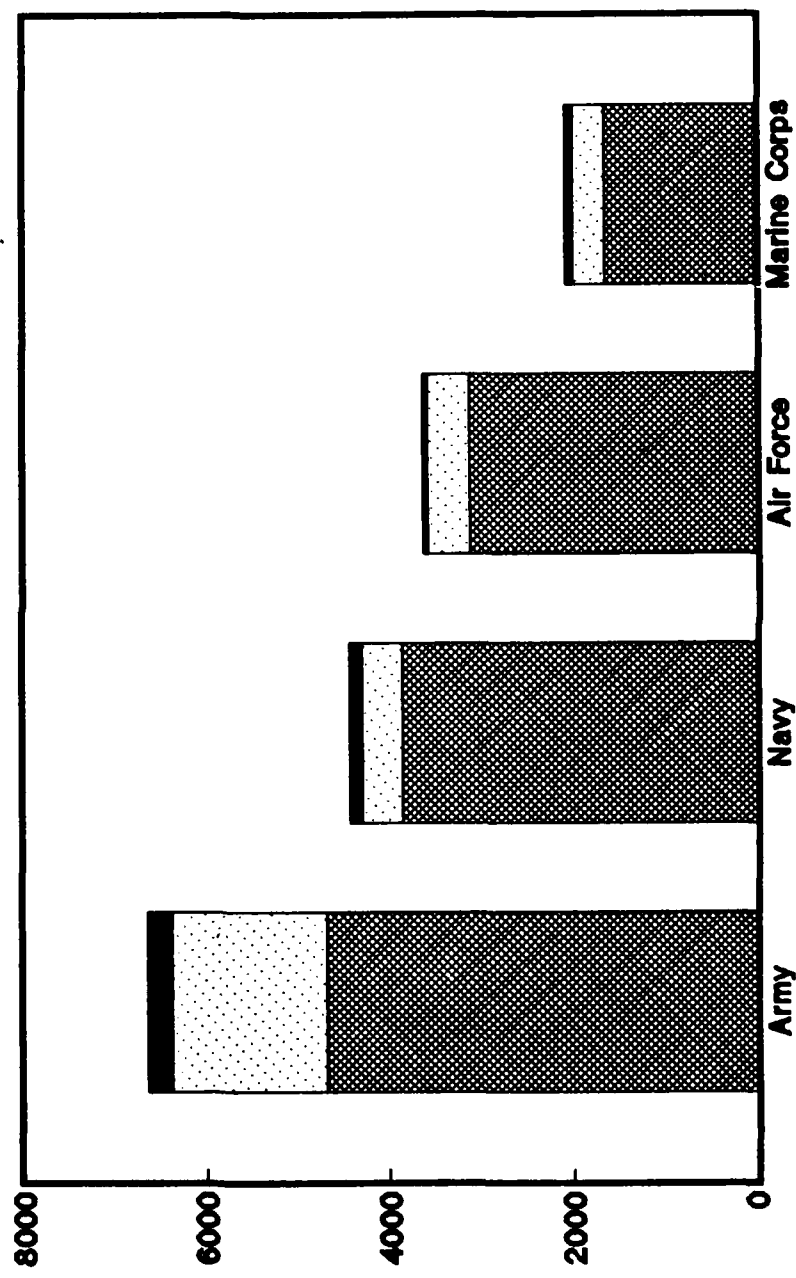


FIGURE 3

WORLDWIDE U.S. ACTIVE DUTY MILITARY DEATHS
 BY RACE - WHITE (CAUCASOID)
 AND BY PAY GRADE AND MILITARY SERVICE
 ALL DEATHS FROM 1 OCT 1979 TO 31 MAR 1987

RANK / GRADE	USA	USN	USAF	USMC	TOTAL
GEN OF THE ARMY - FLEET ADM	1	0	0	0	1
GENERAL - ADMIRAL	0	1	1	0	2
LT GENERAL - VICE ADMIRAL (U)	0	1	0	0	1
MAJ GENERAL - REAR ADM(L)/COMMODORE	2	3	0	0	5
BRIG GENERAL - CAPTAIN	3	0	2	0	5
COLONEL - COMMANDER	47	31	45	9	132
LIEUTENANT COL - LT COMMANDER	68	73	78	13	232
MAJOR - LT	80	113	130	41	364
CAPTAIN - LIEUTENANT	116	138	281	84	619
1st LIEUTENANT - LIEUTENANT (JG)	57	87	99	71	314
2nd LIEUTENANT - ENSIGN	44	62	70	11	187
W4 CHIEF WARRANT OFFICER	37	7	0	1	45
W3 CHIEF WARRANT OFFICER	52	3	0	2	57
W2 CHIEF WARRANT OFFICER	72	5	0	7	84
W1 WARRANT OFFICER	31	0	0	3	34
TOTAL OFFICERS	610	524	707	242	2083
E-9	51	46	39	20	156
E-8	110	71	83	23	287
E-7	356	193	223	42	814
E-6	448	373	283	82	1186
E-5	624	629	407	205	1865
E-4	1088	717	527	292	2624
E-3	653	690	599	440	2382
E-2	450	367	165	208	1190
E-1	283	240	83	100	706
TOTAL ENLISTED	4063	3326	2409	1412	11210
TOTAL GRADES NOT REPORTED	16	13	7	0	36
TOTAL DEATHS FOR ALL GRADES	4689	3863	3123	1854	13329

WORLDWIDE U.S. ACTIVE DUTY MILITARY DEATHS
BY RACE - BLACK (NEGROID OR AFRICAN)
AND BY PAY GRADE AND MILITARY SERVICE
ALL DEATHS FROM 1 OCT 1979 TO 31 MAR 1987

RANK / GRADE	USA	USN	USAF	USMC	TOTAL
COLONEL - CAPTAIN	0	0	2	0	2
LIEUTENANT COL - COMMANDER	5	0	3	0	8
MAJOR - LT COMMANDER	4	3	3	0	10
CAPTAIN - LIEUTENANT	15	3	7	2	27
1st LIEUTENANT - LIEUTENANT (JG)	7	2	5	0	14
2nd LIEUTENANT - ENSIGN	6	3	5	2	16
W4 CHIEF WARRANT OFFICER	1	0	0	0	1
W3 CHIEF WARRANT OFFICER	4	2	0	0	6
W2 CHIEF WARRANT OFFICER	9	0	0	0	9
TOTAL OFFICERS	51	13	25	4	93
E-9	11	4	7	4	26
E-8	47	4	11	6	68
E-7	96	17	35	11	159
E-6	219	43	61	25	348
E-5	322	65	94	62	543
E-4	474	99	110	71	754
E-3	229	106	94	96	525
E-2	124	44	16	34	218
E-1	114	44	6	35	199
TOTAL ENLISTED	1636	426	434	344	2840
TOTAL GRADES NOT REPORTED	1	0	1	0	2
TOTAL DEATHS FOR ALL GRADES	1688	439	460	348	2935

WORLDWIDE U.S. ACTIVE DUTY MILITARY DEATHS
BY RACE - YELLOW (ASIAN/MONGOLOID)
AND BY PAY GRADE AND MILITARY SERVICE
ALL DEATHS FROM 1 OCT 1979 TO 31 MAR 1987

RANK / GRADE	USA	USN	USAF	USMC	TOTAL
LIEUTENANT COL - COMMANDER	1	1	0	0	2
MAJOR - LT COMMANDER	2	0	0	0	2
CAPTAIN - LIEUTENANT	0	1	1	0	4
1st LIEUTENANT - LIEUTENANT(JG)	5	3	1	0	9
TOTAL OFFICERS					
E-9	1	1	0	0	2
E-8	2	6	0	0	8
E-7	4	9	0	1	14
E-6	5	31	1	0	37
E-5	10	15	0	0	25
E-4	6	10	0	1	17
E-3	2	7	4	5	18
E-2	0	4	0	0	4
E-1	0	5	0	0	5
TOTAL ENLISTED	31	88	5	7	131
TOTAL DEATHS FOR ALL GRADES	36	91	6	7	140

WORLDWIDE U.S. ACTIVE DUTY MILITARY DEATHS
BY RACE - RED (AMERICAN INDIAN)
AND BY PAY GRADE AND MILITARY SERVICE
ALL DEATHS FROM 1 OCT 1979 TO 31 MAR 1987

RANK / GRADE	USA	USN	USAF	USMC	TOTAL
MAJOR - LT COMMANDER	1	0	0	0	1
TOTAL OFFICERS	1	0	0	0	1
E-6	1	1	0	0	2
E-5	5	2	0	1	8
E-4	6	2	2	1	11
E-3	3	5	0	10	18
E-2	3	5	0	12	20
E-1	3	1	0	2	6
TOTAL ENLISTED	21	16	2	26	65
TOTAL DEATHS FOR ALL GRADES	22	16	2	26	66

WORLDWIDE U.S. ACTIVE DUTY MILITARY DEATHS
 BY RACE - OTHER/UNKNOWN
 AND BY PAY GRADE AND MILITARY SERVICE
 ALL DEATHS FROM 1 OCT 1979 TO 31 MAR 1987

RANK / GRADE	USA	USN	USAF	USMC	TOTAL
LIEUTENANT COL - COMMANDER	1	0	2	0	3
MAJOR - LT COMMANDER	2	0	2	0	4
CAPTAIN - LIEUTENANT	2	0	1	0	3
1st LIEUTENANT - LIEUTENANT (JG)	2	0	2	0	4
2nd LIEUTENANT - ENSIGN	2	1	0	0	3
W4 CHIEF WARRANT OFFICER	1	0	0	0	1
W2 CHIEF WARRANT OFFICER	1	0	0	0	1
W1 WARRANT OFFICER	1	0	0	0	1
TOTAL OFFICERS	12	1	7	0	20
E-9	1	1	0	0	2
E-8	2	1	2	1	6
E-7	7	2	3	1	13
E-6	29	7	2	1	39
E-5	35	7	7	3	52
E-4	56	0	10	6	72
E-3	32	1	9	18	58
E-2	13	1	2	9	25
E-1	11	0	2	4	17
TOTAL ENLISTED	186	20	37	41	284
TOTAL GRADES NOT REPORTED	1	0	0	0	1
TOTAL DEATHS FOR ALL GRADES	199	21	44	41	305

WORLDWIDE U.S. ACTIVE DUTY MILITARY DEATHS

BY HOME STATE OF RECORD AND MILITARY SERVICE

ALL DEATHS FROM 1 OCT 1979 TO 31 MAR 1987

HOME STATE OF RECORD	USA	USN	USAF	USMC	TOTAL
ALABAMA	198	74	66	37	375
ALASKA	26	5	4	0	35
ARIZONA	65	73	46	32	216
ARKANSAS	94	27	37	21	179
CALIFORNIA	480	393	306	185	1364
COLORADO	72	68	37	24	201
CONNECTICUT	63	54	47	34	198
DELAWARE	28	17	10	4	57
DISTRICT OF COLUMBIA	389	12	7	4	52
FLORIDA	232	217	196	120	902
GEORGIA	26	108	92	39	471
HAWAII	30	18	23	2	67
IDAHO	30	19	22	12	83
ILLINOIS	265	178	162	110	715
INDIANA	185	91	95	45	396
IOWA	73	56	33	28	190
KANSAS	61	57	50	9	177
KENTUCKY	124	39	41	33	237
LOUISIANA	105	59	66	40	270
MAINE	47	32	18	17	114
MARYLAND	138	89	52	34	313
MASSACHUSETTS	121	94	87	51	353
MICHIGAN	232	193	114	84	623
MINNESOTA	96	81	63	39	279
MISSISSIPPI	107	45	48	20	220
MISSOURI	134	101	98	47	381
MONTANA	24	24	15	4	67
NEBRASKA	40	38	32	13	123
NEVADA	28	16	10	5	57
NEW HAMPSHIRE	25	21	24	9	79
NEW JERSEY	138	140	81	70	429
NEW MEXICO	53	58	45	16	172
NEW YORK	386	304	236	166	1092
NORTH CAROLINA	258	112	90	50	510
NORTH DAKOTA	19	12	15	8	52
OHIO	287	196	165	99	747
OKLAHOMA	86	49	43	23	201
OREGON	74	47	47	17	213
PENNSYLVANIA	327	241	216	125	909
RHODE ISLAND	19	23	21	12	75
SOUTH CAROLINA	149	68	64	33	314
SOUTH DAKOTA	24	18	16	2	60
TENNESSEE	176	102	84	33	395
TEXAS	432	272	262	113	1079
UTAH	32	15	18	8	73
VERMONT	22	12	8	2	44
VIRGINIA	227	122	79	69	497

WORLDWIDE U.S. ACTIVE DUTY MILITARY DEATHS
 BY HOME STATE OF RECORD AND MILITARY SERVICE
 ALL DEATHS FROM 1 OCT 1979 TO 31 MAR 1987

HOME STATE OF RECORD	USA	USN	USAF	USMC	TOTAL
WASHINGTON	117	101	81	48	345
WEST VIRGINIA	65	32	28	20	145
WISCONSIN	94	71	58	50	271
WYOMING	20	13	7	1	41
TOTAL U.S.	6484	4333	3564	2088	16459
AMERICAN SAMOA	7	0	0	1	8
GUAM	13	2	5	0	20
CANAL ZONE	2	1	0	0	3
PUERTO RICO	87	9	8	2	106
VIRGIN ISLANDS	5	1	0	0	6
TOTAL U.S. TERRITORY	114	13	13	3	143
AUSTRALIA	1	0	0	0	1
CANADA	0	0	1	1	2
EGYPT	0	0	1	0	1
FEDERAL REPUBLIC GERMANY	1	0	1	0	2
GHANA	0	1	0	0	1
ITALY	1	0	0	0	1
JAPAN	1	1	0	0	2
JAMAICA	1	0	0	0	1
REPUBLIC OF KOREA	1	0	1	0	2
NICARAGUA	1	0	0	0	1
PANAMA	1	0	0	0	1
ROMANIA	0	0	0	0	1
PHILIPPINES	4	50	1	0	55
SPAIN	0	0	1	0	1
UNITED KINGDOM	1	1	1	0	3
VIETNAM	1	0	0	0	1
TOTAL FOREIGN	14	53	7	2	76
OTHER STATE NOT REPORTED	10	31	0	1	42
HOME STATE NOT REPORTED	2	0	51	2	55
TOTAL OTHER & HOME ST. NOT REPORTED	12	31	51	3	97
TOTAL DEATHS	6634	4430	3635	2078	16775

WORLDWIDE U.S. ACTIVE DUTY MILITARY DEATHS

BY PAY GRADE AND MILITARY SERVICE

ALL DEATHS FROM 1 OCT 1979 TO 31 MAR 1987

RANK / GRADE	USA	USN	USAF	USMC	TOTAL
GEN OF THE ARMY - FLEET ADM	1	0	0	0	1
GENERAL - ADMIRAL	0	1	1	0	2
LT GENERAL - VICE ADMIRAL	0	1	1	0	2
MAJ GENERAL - REAR ADMIRAL (U)	2	3	0	0	5
BRIG GENERAL - REAR ADM(L)/COMMODORE	3	0	2	0	5
COLONEL - CAPTAIN	47	31	47	9	134
LIEUTENANT COL - COMMANDER	75	74	83	13	245
MAJOR - LT COMMANDER	89	116	135	41	381
CAPTAIN - LT	135	142	290	88	653
1st LIEUTENANT - LIEUTENANT	66	80	108	71	333
2nd LIEUTENANT - ENSIGN	52	66	75	13	206
W4 CHIEF WARRANT OFFICER	39	7	0	1	47
W3 CHIEF WARRANT OFFICER	56	5	0	2	63
W2 CHIEF WARRANT OFFICER	82	5	0	7	94
W1 WARRANT OFFICER	32	0	0	3	35
TOTAL OFFICERS	679	541	740	246	2206
E-9	64	52	46	24	186
E-8	160	82	96	30	368
E-7	461	221	261	55	998
E-6	701	455	347	108	1611
E-5	981	718	508	271	2488
E-4	1622	828	648	371	3482
E-3	923	308	706	567	3004
E-2	593	421	183	263	1460
E-1	411	290	91	141	933
TOTAL ENLISTED	5937	3876	2887	1830	14530
GRADES NOT REPORTED	18	13	8	0	39
TOTAL DEATHS FOR ALL GRADES	6634	4430	3635	2076	16775

WORLDWIDE U.S. ACTIVE DUTY MILITARY DEATHS

PERCENTAGE DISTRIBUTION
BY PAY GRADE AND MILITARY SERVICE

ALL DEATHS FROM 1 OCT 1979 TO 31 MAR 1987

RANK / GRADE	USA	USN	USAF	USMC	TOTAL	CUMULATIVE
GEN OF THE ARMY - FLEET ADM	0.01%	0.00%	0.00%	0.00%	0.01%	0.01%
GENERAL - ADMIRAL	0.00%	0.01%	0.01%	0.00%	0.01%	0.02%
LT GENERAL - VICE ADMIRAL	0.00%	0.01%	0.01%	0.00%	0.01%	0.03%
MAJ GENERAL - REAR ADMIRAL(U)	0.01%	0.02%	0.01%	0.00%	0.03%	0.06%
BRIG GENERAL - REAR ADM(L)/COMMODORE	0.02%	0.00%	0.01%	0.00%	0.03%	0.09%
COLONEL - CAPTAIN	0.28%	0.18%	0.28%	0.05%	0.80%	0.89%
LIEUTENANT COL - COMMANDER	0.45%	0.44%	0.49%	0.08%	1.46%	2.35%
MAJOR - LT COMMANDER	0.53%	0.69%	0.80%	0.24%	2.27%	4.62%
CAPTAIN - LT	0.80%	0.85%	1.73%	0.51%	3.89%	8.51%
1st LIEUTENANT - LIEUTENANT	0.38%	0.54%	0.63%	0.42%	1.98%	10.50%
2nd LIEUTENANT - LIEUTENANT(JG)	0.31%	0.39%	0.45%	0.08%	1.23%	11.73%
W4 CHIEF WARRANT OFFICER	0.23%	0.04%	0.00%	0.01%	0.28%	12.01%
W3 CHIEF WARRANT OFFICER	0.33%	0.03%	0.00%	0.01%	0.38%	12.38%
W2 CHIEF WARRANT OFFICER	0.49%	0.03%	0.00%	0.04%	0.56%	12.94%
W1 WARRANT OFFICER	0.19%	0.00%	0.00%	0.02%	0.21%	13.15%
TOTAL OFFICERS	4.05%	3.23%	4.41%	1.47%	13.15%	
E-9	0.38%	0.31%	0.27%	0.14%	1.11%	14.26%
E-8	0.95%	0.49%	0.57%	0.18%	2.18%	16.45%
E-7	2.75%	1.32%	1.56%	0.33%	5.95%	22.40%
E-6	4.18%	2.71%	2.07%	0.64%	9.60%	32.01%
E-5	5.91%	4.28%	3.03%	1.62%	14.83%	46.84%
E-4	9.73%	4.94%	3.87%	2.21%	20.76%	67.59%
E-3	5.50%	4.82%	4.21%	3.38%	17.91%	85.50%
E-2	3.54%	2.51%	1.09%	1.57%	8.70%	94.21%
E-1	2.45%	1.75%	0.54%	0.84%	5.56%	99.77%
TOTAL ENLISTED	35.39%	23.11%	17.21%	10.91%	86.62%	
GRADES NOT REPORTED	0.11%	0.08%	0.05%	0.00%	0.23%	100.00%
TOTAL DEATHS	39.55%	26.41%	21.67%	12.38%	100.00%	

WORLDWIDE U.S. ACTIVE DUTY MILITARY DEATHS

BY ATTAINED AGE AND MILITARY SERVICE

ALL DEATHS FROM 1 OCT 1979 TO 31 MAR 1987

ATTAINED AGE	USA	USN	USAF	USMC	TOTAL
17	29	21	4	12	66
18	255	141	66	90	552
19	583	324	200	234	1341
20	647	486	264	295	1692
21	675	478	285	309	1747
22	508	409	250	195	1362
23	421	304	237	148	1110
24	366	271	207	104	948
25	311	242	172	111	836
26	278	180	138	92	686
27	259	184	141	67	651
28	218	143	132	64	557
29	177	112	121	54	464
30	139	108	107	47	401
31	163	88	86	24	341
32	136	81	88	23	328
33	119	78	106	30	333
34	107	83	106	20	316
35	117	62	95	22	298
36	113	81	92	11	297
37	128	89	104	18	339
38	107	74	86	14	281
39	92	64	84	16	256
40	92	45	75	10	222
41	87	45	73	14	229
42	73	36	53	9	171
43	56	43	55	6	160
44	53	23	30	3	109
45	47	30	32	9	118
46	49	22	23	5	99
47	39	23	31	5	98
48	32	10	16	1	59
49	28	11	12	5	56
50	25	18	17	2	60
51 AND OVER	97	41	47	7	192
AGE NOT REPORTED	0	2	0	0	2
TOTAL DEATHS	6634	4430	3635	2076	16775

WORLDWIDE U.S. ACTIVE DUTY MILITARY DEATHS

PERCENTAGE DISTRIBUTION
BY ATTAINED AGE AND MILITARY SERVICE

ALL DEATHS FROM 1 OCT 1979 TO 31 MAR 1987

ATTAINED AGE	USA	USN	USAF	USMC	TOTAL	CUMULATIVE
17	0.17%	0.13%	0.02%	0.07%	0.39%	0.39%
18	1.52%	0.84%	0.39%	0.54%	3.29%	3.68%
19	3.48%	1.93%	1.19%	1.39%	7.99%	11.68%
20	3.86%	2.90%	1.57%	1.76%	10.09%	21.76%
21	4.02%	2.85%	1.70%	1.84%	10.41%	32.18%
22	3.03%	2.44%	1.49%	1.16%	8.12%	40.30%
23	2.51%	1.81%	1.41%	0.88%	6.62%	46.92%
24	2.18%	1.62%	1.23%	0.62%	5.65%	52.57%
25	1.85%	1.44%	1.03%	0.66%	4.98%	57.55%
26	1.65%	1.07%	0.82%	0.55%	4.09%	61.64%
27	1.54%	1.10%	0.84%	0.40%	3.88%	65.52%
28	1.30%	0.85%	0.79%	0.38%	3.32%	68.84%
29	1.06%	0.67%	0.72%	0.32%	2.77%	71.61%
30	0.83%	0.64%	0.64%	0.28%	2.39%	74.00%
31	0.97%	0.41%	0.51%	0.14%	2.03%	76.03%
32	0.81%	0.48%	0.52%	0.14%	1.96%	77.99%
33	0.71%	0.46%	0.63%	0.18%	1.99%	79.97%
34	0.64%	0.49%	0.63%	0.12%	1.88%	81.85%
35	0.70%	0.37%	0.57%	0.13%	1.76%	83.62%
36	0.67%	0.48%	0.55%	0.07%	1.77%	85.39%
37	0.76%	0.53%	0.62%	0.11%	2.02%	87.41%
38	0.64%	0.44%	0.51%	0.08%	1.68%	89.08%
39	0.55%	0.38%	0.50%	0.10%	1.53%	90.61%
40	0.55%	0.27%	0.45%	0.06%	1.32%	91.93%
41	0.58%	0.27%	0.44%	0.08%	1.37%	93.30%
42	0.44%	0.21%	0.32%	0.05%	1.02%	94.32%
43	0.33%	0.26%	0.33%	0.04%	0.95%	95.27%
44	0.32%	0.14%	0.18%	0.02%	0.65%	95.92%
45	0.28%	0.18%	0.19%	0.05%	0.70%	96.63%
46	0.29%	0.13%	0.14%	0.03%	0.59%	97.22%
47	0.23%	0.14%	0.18%	0.03%	0.58%	97.80%
48	0.19%	0.06%	0.10%	0.01%	0.35%	98.15%
49	0.17%	0.07%	0.07%	0.03%	0.33%	98.49%
50	0.15%	0.10%	0.10%	0.01%	0.36%	98.84%
51 AND OVER	0.58%	0.24%	0.28%	0.04%	1.14%	99.99%
AGE NOT REPORTED	0.00%	0.01%	0.00%	0.00%	0.01%	100.00%
TOTAL DEATHS	39.55%	26.41%	21.67%	12.38%	100.00%	

WORLDWIDE U.S. ACTIVE DUTY MILITARY DEATHS

BY COUNTRY OF CASUALTY AND MILITARY SERVICE
ALL DEATHS FROM 1 OCT 1979 TO 31 MAR 1987

COUNTRY OF CASUALTY	USA	USN	USAF	USMC	TOTAL
AEGEAN SEA	0	2	0	0	2
ANDAMAN SEA	0	1	0	0	1
ANTARCTICA	0	1	0	0	1
ARABIAN SEA	0	12	0	0	12
ARGENTINA	0	1	0	0	1
AUSTRALIA	0	6	4	0	10
AUSTRIA	1	0	1	0	2
BAHAMAS, THE	0	1	0	0	1
BAHRAIN	0	1	0	0	1
BELGIUM	5	1	5	0	11
BERMUDA	0	7	0	1	8
BOLIVIA	0	0	0	1	1
BRAZIL	0	1	0	0	1
BRITISH INDIAN OCEAN TERRITORY	0	12	0	0	12
BRITISH VIRGIN ISLANDS	0	1	0	0	1
CANADA	252	6	10	1	269
CARIBBEAN SEA	0	13	0	1	14
COLOMBIA	0	1	0	0	1
CUBA	0	13	0	3	16
CYPRUS	0	0	0	1	1
DENMARK	0	1	0	0	1
EAST CHINA SEA	0	2	0	0	2
EAST SIBERIAN SEA	0	0	1	0	1

WORLDWIDE U.S. ACTIVE DUTY MILITARY DEATHS
 BY COUNTRY OF CASUALTY AND MILITARY SERVICE
 ALL DEATHS FROM 1 OCT 1979 TO 31 MAR 1987

COUNTRY OF CASUALTY	USA	USN	USAF	USMC	TOTAL
EASTERN MEDITERRANEAN	0	31	2	6	39
ECUADOR	4	0	0	0	4
EGYPT	12	0	16	0	28
EL SALVADOR	1	1	1	4	7
FEDERAL REPUBLIC GERMANY	1331	11	244	2	1588
FINLAND	1	0	0	0	1
FRANCE	2	4	3	3	12
GERMAN DEMOCRATIC REPUBLIC	1	2	0	1	4
GREECE	1	19	14	0	34
GREENLAND	0	0	1	0	1
GRENADA	12	0	0	3	15
GUATEMALA	1	0	0	0	1
GULF OF MEXICO	0	4	5	0	9
GULF OF OMAN	0	1	0	0	1
GULF OF SIAM	0	0	0	1	1
GULF OF ST. LAWRENCE	0	0	1	0	1
HONDURAS	21	2	6	0	29
HONG KONG	0	1	0	1	2
HUNGARY	0	0	0	1	1
ICELAND	0	4	1	1	6
INDIA	0	0	1	0	1
INDIAN OCEAN	0	43	0	1	44
INDONESIA	0	1	0	0	1

WORLDWIDE U.S. ACTIVE DUTY MILITARY DEATHS

BY COUNTRY OF CASUALTY AND MILITARY SERVICE
ALL DEATHS FROM 1 OCT 1979 TO 31 MAR 1987

COUNTRY OF CASUALTY	USA	USN	USAF	USMC	TOTAL
IRAN	0	0	5	3	8
ISRAEL	6	2	1	1	10
ITALY	44	62	55	4	165
JAMAICA	0	1	0	0	1
JAPAN	10	50	55	127	242
LEBANON	10	23	0	234	267
LUXEMBOURG	0	0	1	0	1
MALAYSIA	0	1	0	1	2
MEXICO	2	9	1	6	18
MOROCCO	1	0	0	0	1
NAMIBIA	1	0	0	0	1
NEPAL	1	0	0	0	1
NETHERLANDS	8	0	12	1	21
NEW ZEALAND	0	1	0	0	1
NORTH ATLANTIC OCEAN	0	77	18	11	106
NORTH PACIFIC OCEAN	0	71	3	3	77
NORTH SEA	0	0	4	5	9
NORWAY	1	0	0	9	10
PAKISTAN	1	1	1	1	4
PANAMA	5	1	1	1	8
PARAGUAY	0	0	1	0	1
PHILIPPINE SEA	0	5	0	0	5
PHILIPPINES	8	75	53	17	153

WORLDWIDE U.S. ACTIVE DUTY MILITARY DEATHS
 BY COUNTRY OF CASUALTY AND MILITARY SERVICE
 ALL DEATHS FROM 1 OCT 1979 TO 31 MAR 1987

COUNTRY OF CASUALTY	USA	USN	USAF	USMC	TOTAL
POLAND	0	1	0	0	1
PORTUGAL	0	1	5	0	6
RED SEA	0	3	0	0	3
REPUB OF DEMO PEOPLES, KOREA	0	0	3	1	4
REPUBLIC OF KOREA	127	7	47	32	213
SAUDI ARABIA	1	0	0	0	1
SEA OF JAPAN	0	2	0	0	2
SINGAPORE	0	1	0	0	1
SOUTH ATLANTIC OCEAN	0	1	0	0	1
SOUTH CHINA SEA	3	9	0	0	12
SOUTH PACIFIC OCEAN	0	0	5	1	6
SPAIN	2	30	58	4	94
SRI LANKA	0	2	0	0	2
ST. CHRISTOPHER-NEVIS-ANGUILLA	0	1	0	0	1
SULU SEA	0	0	12	0	12
SWITZERLAND	1	0	3	0	4
THAILAND	1	7	4	0	12
TUNISIA	0	0	1	0	1
TURKEY	12	1	46	3	62
UNITED ARAB EMIRATES	0	1	0	0	1
UNITED KINGDOM	5	15	122	5	147
WESTERN MEDITERRANEAN	0	28	0	2	28

WORLDWIDE U.S. ACTIVE DUTY MILITARY DEATHS

BY COUNTRY OF CASUALTY AND MILITARY SERVICE
 ALL DEATHS FROM 1 OCT 1979 TO 31 MAR 1987

COUNTRY OF CASUALTY	USA	USN	USAF	USMC	TOTAL
YELLOW SEA	0	0	0	1	1
YUGOSLAVIA	0	1	0	0	1
UNITED STATES	4677	3636	2771	1548	12632
AMERICAN SAMOA	0	7	0	0	7
CANAL ZONE	46	6	13	0	65
GUAM	1	40	15	9	65
PUERTO RICO	11	29	1	2	43
VIRGIN ISLANDS	1	5	0	0	6
UNKNOWN OR NOT REPORTED	3	12	2	12	29
TOTAL DEATHS	6634	4430	3635	2076	16775

PART II

**Worldwide U.S. Active Duty Military
Personnel Casualties by Fiscal Year**

Fiscal Year 1980
(1 October 1979 through 30 September 1980)

WORLDWIDE U.S. ACTIVE DUTY MILITARY CASUALTIES
 BY CASUALTY GROUP AND MILITARY SERVICE
 ALL RECORDS FROM 1 OCT 1979 TO 30 SEP 1980

CASUALTY GROUP	USA	USN	USAF	USMC	TOTAL
CASUALTIES - CAPTURED/INTERNEED OR MISSING					

HOSTILE - CURRENT CAPTURED/INTERNEED	0	0	0	0	0
- CURRENT MISSING	0	0	0	0	0
- RMC FROM CAPTURED	0	0	0	0	0
- RMC FROM MISSING	0	0	0	0	0
NONHOSTILE - CURRENT MISSING	0	0	0	0	0
- RMC FROM MISSING	0	0	0	0	0
CASUALTIES - DEATHS					

HOSTILE - KILLED	0	0	0	0	0
- DIED OF WOUNDS	0	0	0	0	0
- DIED WHILE MISSING	0	0	0	0	0
- DIED WHILE CAPTURED	0	0	0	0	0
TOTAL HOSTILE DEATHS	0	0	0	0	0
NONHOSTILE - DIED OTHER	725	592	406	267	1990
- DIED ILLNESS	164	102	114	20	400
- DIED WHILE MISSING	0	0	0	0	0
TOTAL NONHOSTILE DEATHS	889	694	520	287	2390
TOTAL DEATHS	889	694	520	287	2390

WORLDWIDE U.S. ACTIVE DUTY MILITARY DEATHS

BY CAUSE OF CASUALTY AND MILITARY SERVICE
ALL DEATHS FROM 1 OCT 1979 TO 30 SEP 1980

CAUSE OF CASUALTY	USA	USN	USAF	USMC	TOTAL
ACCIDENT					
GUNSHOT OR SMALL ARMS FIRE	7	4	8	6	25
ARTILLERY OR ROCKET MORTAR FIRE	2	0	0	0	2
OTHER EXPLOSIVE DEVICE (GRENADE/MINE/BOOBY TRAP)	4	0	0	0	4
PARACHUTE ACCIDENT OR FAILURE	7	2	0	0	9
FELL OR LOST OVERBOARD (FROM A SHIP)	0	2	0	0	2
AIRCRAFT LOSS OR CRASH AT SEA	4	49	8	11	72
AIRCRAFT LOSS OR CRASH NOT AT SEA	24	29	60	22	135
VEHICLE LOSS OR ACCIDENT (EXCEPT AIRCRAFT)	359	278	182	123	942
FALL OR JUMP	17	13	8	0	38
DROWNING	58	60	30	19	167
SUFFOCATION	6	1	2	1	10
ELECTROCUTION	6	3	1	2	12
ALCOHOL ABUSE OR OVERDOSE	2	1	1	1	5
DRUG ABUSE OR OVERDOSE	23	1	3	2	29
POISONING (EXCEPT CARBON MONOXIDE)	4	1	1	0	6
OTHER	49	33	18	19	119
SUBTOTAL	572	477	322	206	1577
ILLNESS OR DISEASE					
HEART ATTACK OR HEART-ASSOCIATED CONDITION	84	66	79	14	243
STROKE OR CEREBROVASCULAR ACCIDENT	2	3	1	1	7
RESPIRATORY FAILURE	3	6	5	2	16

WORLDWIDE U.S. ACTIVE DUTY MILITARY DEATHS

BY CAUSE OF CASUALTY AND MILITARY SERVICE
ALL DEATHS FROM 1 OCT 1979 TO 30 SEP 1980

CAUSE OF CASUALTY	USA	USN	USAF	USMC	TOTAL
CANCER	14	8	1	0	23
PNEUMONIA	8	1	3	0	12
ALCOHOL ABUSE OR OVERDOSE	4	1	3	1	9
OTHER	49	17	22	2	90
SUBTOTAL	164	102	114	20	400
HOMICIDE - CIVIL					
GUNSHOT OR SMALL ARMS FIRE	40	28	12	17	97
STABBING	12	11	3	7	33
STRANGULATION	3	3	1	1	8
BEATING	7	1	4	5	17
OTHER	2	1	2	1	6
SUBTOTAL	64	44	22	31	161
SUICIDE					
GUNSHOT OR SMALL ARMS FIRE	55	27	37	21	140
FALL OR JUMP	3	5	1	2	11
DRUG ABUSE OR OVERDOSE	4	1	3	0	8
POISONING (EXCEPT CARBON MONOXIDE)	2	0	1	0	3
POISONING - CARBON MONOXIDE	4	3	3	0	10
STRANGULATION	14	17	13	3	47
OTHER	4	8	3	1	16
SUBTOTAL	86	61	61	27	235

WORLDWIDE U.S. ACTIVE DUTY MILITARY DEATHS

BY CAUSE OF CASUALTY AND MILITARY SERVICE

ALL DEATHS FROM 1 OCT 1979 TO 30 SEP 1980

CAUSE OF CASUALTY	USA	USN	USAF	USMC	TOTAL
OTHER					
OTHER	1	3	0	1	5
CAUSE NOT REPORTED	2	7	1	2	12
SUBTOTAL	3	10	1	3	17
TOTAL DEATHS	889	694	520	287	2390

Fiscal Year 1981
(1 October 1980 through 30 September 1981)

WORLDWIDE U.S. ACTIVE DUTY MILITARY CASUALTIES

BY CASUALTY GROUP AND MILITARY SERVICE

ALL RECORDS FROM 1 OCT 1980 TO 30 SEP 1981

CASUALTY GROUP	USA	USN	USAF	USMC	TOTAL
CASUALTIES - CAPTURED/INTERNEED OR MISSING					

HOSTILE					
- CURRENT CAPTURED/INTERNEED	0	0	0	0	0
- CURRENT MISSING	0	0	0	0	0
- RMC FROM CAPTURED	6	3	5	13	27
- RMC FROM MISSING	0	0	0	0	0
NONHOSTILE					
- CURRENT MISSING	0	0	0	0	0
- RMC FROM MISSING	0	0	0	0	0
CASUALTIES - DEATHS					

HOSTILE					
- KILLED	0	0	0	0	0
- DIED OF WOUNDS	0	0	0	0	0
- DIED WHILE MISSING	0	0	0	0	0
- DIED WHILE CAPTURED	0	0	0	0	0
TOTAL HOSTILE DEATHS	0	0	0	0	0
NONHOSTILE					
- DIED OTHER	742	525	444	240	1951
- DIED ILLNESS	204	115	120	29	468
- DIED WHILE MISSING	0	0	0	0	0
TOTAL NONHOSTILE DEATHS	946	640	564	269	2419
TOTAL DEATHS	946	640	564	269	2419

WORLDWIDE U.S. ACTIVE DUTY MILITARY DEATHS

BY CAUSE OF CASUALTY AND MILITARY SERVICE

ALL DEATHS FROM 1 OCT 1980 TO 30 SEP 1981

CAUSE OF CASUALTY	USA	USN	USAF	USMC	TOTAL
ACCIDENT					
GUNSHOT OR SMALL ARMS FIRE	10	5	4	6	25
ARTILLERY OR ROCKET MORTAR FIRE	1	0	0	2	3
OTHER EXPLOSIVE DEVICE (GRENADE/MINE/BOOBY TRAP)	2	0	0	1	3
PARACHUTE ACCIDENT OR FAILURE	4	0	2	4	10
FELL OR LOST OVERBOARD (FROM A SHIP)	0	15	0	0	15
AIRCRAFT LOSS OR CRASH AT SEA	2	22	14	17	55
AIRCRAFT LOSS OR CRASH NOT AT SEA	32	9	104	23	168
VEHICLE LOSS OR ACCIDENT (EXCEPT AIRCRAFT)	407	273	179	88	947
FALL OR JUMP	14	13	5	5	37
DROWNING	55	46	25	15	141
SUFFOCATION	5	4	0	4	13
ELECTROCUTION	3	7	4	0	14
ALCOHOL ABUSE OR OVERDOSE	4	1	2	1	8
DRUG ABUSE OR OVERDOSE	4	7	1	2	14
POISONING (EXCEPT CARBON MONOXIDE)	2	2	0	1	5
OTHER	24	20	19	12	75
SUBTOTAL	569	424	359	181	1533
ILLNESS OR DISEASE					
HEART ATTACK OR HEART-ASSOCIATED CONDITION	135	69	85	21	310
STROKE OR CEREBROVASCULAR ACCIDENT	9	1	4	0	14
RESPIRATORY FAILURE	6	3	3	1	13

WORLDWIDE U.S. ACTIVE DUTY MILITARY DEATHS

BY CAUSE OF CASUALTY AND MILITARY SERVICE
ALL DEATHS FROM 1 OCT 1980 TO 30 SEP 1981

CAUSE OF CASUALTY	USA	USN	USAF	USMC	TOTAL
CANCER	9	12	8	3	32
PNEUMONIA	2	4	1	0	7
ALCOHOL ABUSE OR OVERDOSE	2	0	3	1	6
OTHER	41	26	16	3	86
SUBTOTAL	204	115	120	29	468
HOMICIDE - CIVIL					
GUNSHOT OR SMALL ARMS FIRE	50	15	20	15	100
STABBING	20	14	2	4	40
STRANGULATION	3	0	1	1	5
BEATING	3	0	3	2	8
HANGING	0	1	0	0	1
OTHER	2	1	1	1	5
SUBTOTAL	78	31	27	23	159
SUICIDE					
GUNSHOT OR SMALL ARMS FIRE	51	30	41	25	147
FALL OR JUMP	6	3	0	0	9
DRUG ABUSE OR OVERDOSE	7	3	1	1	12
POISONING (EXCEPT CARBON MONOXIDE)	0	0	0	1	1
POISONING - CARBON MONOXIDE	8	9	7	3	27
STRANGULATION	16	17	6	1	40
OTHER	1	3	2	2	8

WORLDWIDE U.S. ACTIVE DUTY MILITARY DEATHS
 BY CAUSE OF CASUALTY AND MILITARY SERVICE
 ALL DEATHS FROM 1 OCT 1980 TO 30 SEP 1981

CAUSE OF CASUALTY	USA	USN	USAF	USMC	TOTAL
SUBTOTAL	89	65	57	33	244
OTHER					
CAUSE NOT REPORTED	6	5	1	3	15
SUBTOTAL	6	5	1	3	15
TOTAL DEATHS	946	640	564	269	2419

Fiscal Year 1982

(1 October 1981 through 30 September 1982)

WORLDWIDE U.S. ACTIVE DUTY MILITARY CASUALTIES

BY CASUALTY GROUP AND MILITARY SERVICE

ALL RECORDS FROM 1 OCT 1981 TO 30 SEP 1982

CASUALTY GROUP	USA	USN	USAF	USMC	TOTAL
CASUALTIES - CAPTURED/INTERNEED OR MISSING					

HOSTILE - CURRENT CAPTURED/INTERNEED	0	0	0	0	0
- CURRENT MISSING	0	0	0	0	0
- RMC FROM CAPTURED	0	0	0	0	0
- RMC FROM MISSING	0	0	0	0	0
NONHOSTILE - CURRENT MISSING	0	0	0	0	0
- RMC FROM MISSING	0	0	0	0	0
CASUALTIES - DEATHS					

HOSTILE - KILLED	0	0	0	0	0
- DIED OF WOUNDS	0	0	0	0	0
- DIED WHILE MISSING	0	0	0	0	0
- DIED WHILE CAPTURED	0	0	0	0	0
TOTAL HOSTILE DEATHS	0	0	0	0	0
NONHOSTILE - DIED OTHER	756	470	428	222	1876
- DIED ILLNESS	199	90	115	29	433
- DIED WHILE MISSING	1	1	0	0	2
TOTAL NONHOSTILE DEATHS	956	561	543	251	2311
TOTAL DEATHS	956	561	543	251	2311

WORLDWIDE U.S. ACTIVE DUTY MILITARY DEATHS

BY CAUSE OF CASUALTY AND MILITARY SERVICE
ALL DEATHS FROM 1 OCT 1981 TO 30 SEP 1982

CAUSE OF CASUALTY	USA	USN	USAF	USMC	TOTAL
ACCIDENT					
GUNSHOT OR SMALL ARMS FIRE	13	6	4	5	28
BOMB EXPLOSION	1	0	0	0	1
OTHER EXPLOSIVE DEVICE (GRENADE/MINE/BOOBY TRAP)	1	0	0	2	3
PARACHUTE ACCIDENT OR FAILURE	10	0	0	0	10
FELL OR LOST OVERBOARD (FROM A SHIP)	0	5	0	1	6
AIRCRAFT LOSS OR CRASH AT SEA	0	23	3	5	31
AIRCRAFT LOSS OR CRASH NOT AT SEA	47	31	110	11	199
VEHICLE LOSS OR ACCIDENT (EXCEPT AIRCRAFT)	409	227	180	121	937
FALL OR JUMP	16	16	7	4	43
DROWNING	35	31	22	9	97
SUFFOCATION	8	7	2	3	20
ELECTROCUTION	7	1	1	0	9
ALCOHOL ABUSE OR OVERDOSE	2	3	3	1	9
DRUG ABUSE OR OVERDOSE	5	2	4	0	11
POISONING (EXCEPT CARBON MONOXIDE)	9	2	1	1	13
OTHER	28	31	13	12	82
SUBTOTAL	589	385	350	175	1499
ILLNESS OR DISEASE					
HEART ATTACK OR HEART-ASSOCIATED CONDITION	115	47	83	17	262
STROKE OR CEREBROVASCULAR ACCIDENT	2	3	2	0	7
RESPIRATORY FAILURE	5	4	5	4	18

WORLDWIDE U.S. ACTIVE DUTY MILITARY DEATHS

BY CAUSE OF CASUALTY AND MILITARY SERVICE
ALL DEATHS FROM 1 OCT 1981 TO 30 SEP 1982

CAUSE OF CASUALTY	USA	USN	USAF	USMC	TOTAL
CANCER	9	10	3	2	24
PNEUMONIA	3	2	0	0	5
ALCOHOL ABUSE OR OVERDOSE	2	1	2	0	5
OTHER	63	23	20	6	112
SUBTOTAL	199	90	115	29	433
HOMICIDE - CIVIL					
GUNSHOT OR SMALL ARMS FIRE	38	12	7	7	64
STABBING	14	5	5	7	31
STRANGULATION	3	3	0	0	6
BEATING	0	2	2	2	6
OTHER	3	0	2	0	5
SUBTOTAL	58	22	18	16	112
SUICIDE					
GUNSHOT OR SMALL ARMS FIRE	59	26	36	21	142
FALL OR JUMP	3	4	2	0	9
DRUG ABUSE OR OVERDOSE	6	2	5	0	13
POISONING (EXCEPT CARBON MONOXIDE)	0	1	0	0	1
POISONING - CARBON MONOXIDE	8	3	4	3	18
STRANGULATION	17	12	8	4	41
HANGING	0	1	0	0	1
OTHER	4	6	5	0	15

WORLDWIDE U.S. ACTIVE DUTY MILITARY DEATHS

BY CAUSE OF CASUALTY AND MILITARY SERVICE
 ALL DEATHS FROM 1 OCT 1981 TO 30 SEP 1982

CAUSE OF CASUALTY	USA	USN	USAF	USMC	TOTAL
SUBTOTAL	97	55	60	28	240
OTHER					
OTHER	0	1	0	0	1
CAUSE NOT REPORTED	13	8	2	3	26
SUBTOTAL	13	9	2	3	27
TOTAL DEATHS	956	561	543	251	2311

Fiscal Year 1983
(1 October 1982 through 30 September 1983)

WORLDWIDE U.S. ACTIVE DUTY MILITARY CASUALTIES

BY CASUALTY GROUP AND MILITARY SERVICE

ALL RECORDS FROM 1 OCT 1982 TO 30 SEP 1983

CASUALTY GROUP	USA	USN	USAF	USMC	TOTAL
CASUALTIES - CAPTURED/INTERNEED OR MISSING					

HOSTILE - CURRENT CAPTURED/INTERNEED	0	0	0	0	0
- CURRENT MISSING	0	0	0	0	0
- RMC FROM CAPTURED	0	0	0	0	0
- RMC FROM MISSING	0	0	0	0	0
NONHOSTILE - CURRENT MISSING	0	1	0	0	1
- RMC FROM MISSING	0	0	0	0	0
CASUALTIES - DEATHS					

HOSTILE - KILLED	0	1	0	4	5
- DIED OF WOUNDS	0	0	0	1	1
- DIED WHILE MISSING	0	0	0	0	0
- DIED WHILE CAPTURED	0	0	0	0	0
TOTAL HOSTILE DEATHS	0	1	0	5	6
NONHOSTILE - DIED OTHER	659	509	383	230	1781
- DIED ILLNESS	173	101	109	27	410
- DIED WHILE MISSING	0	6	0	1	7
TOTAL NONHOSTILE DEATHS	832	616	492	258	2198
TOTAL DEATHS	832	617	492	263	2204

WORLDWIDE U.S. ACTIVE DUTY MILITARY DEATHS

BY CAUSE OF CASUALTY AND MILITARY SERVICE
ALL DEATHS FROM 1 OCT 1982 TO 30 SEP 1983

CAUSE OF CASUALTY	USA	USN	USAF	USMC	TOTAL
HOSTILE ACTION					
GUNSHOT OR SMALL ARMS FIRE	0	1	0	0	1
ARTILLERY OR ROCKET MORTAR FIRE	0	0	0	4	4
BOMB EXPLOSION	0	0	0	1	1
SUBTOTAL	0	1	0	5	6
ACCIDENT					
GUNSHOT OR SMALL ARMS FIRE	12	2	6	3	23
BOMB EXPLOSION	9	0	0	0	9
OTHER EXPLOSIVE DEVICE (GRENADE/MINE/BOOBY TRAP)	1	0	1	1	3
PARACHUTE ACCIDENT OR FAILURE	3	0	2	0	5
FELL OR LOST OVERBOARD (FROM A SHIP)	0	8	0	1	9
AIRCRAFT LOSS OR CRASH AT SEA	0	18	13	6	37
AIRCRAFT LOSS OR CRASH NOT AT SEA	23	49	57	14	143
VEHICLE LOSS OR ACCIDENT (EXCEPT AIRCRAFT)	362	255	164	120	901
FIRE OR BURNS	0	5	7	0	12
FALL OR JUMP	20	14	13	3	50
DROWNING	48	21	30	14	113
SUFFOCATION	6	1	2	2	11
ELECTROCUTION	1	3	5	2	11
STABBING	1	0	0	0	1
WEAPONS EFFECTS, OTHER THAN ABOVE	0	1	0	0	1
ALCOHOL ABUSE OR OVERDOSE	3	5	0	1	9

WORLDWIDE U.S. ACTIVE DUTY MILITARY DEATHS

BY CAUSE OF CASUALTY AND MILITARY SERVICE
ALL DEATHS FROM 1 OCT 1982 TO 30 SEP 1983

CAUSE OF CASUALTY	USA	USN	USAF	USMC	TOTAL
DRUG ABUSE OR OVERDOSE	6	3	1	0	10
POISONING (EXCEPT CARBON MONOXIDE)	0	3	0	2	5
POISONING - CARBON MONOXIDE	5	1	1	2	9
STRANGULATION	1	0	0	0	1
HANGING	0	2	0	0	2
MISSING - ACCIDENT	0	1	0	0	1
OTHER	14	9	7	6	36
CAUSE NOT REPORTED	0	2	0	0	2
SUBTOTAL	515	403	309	177	1404
ILLNESS OR DISEASE					
SUFFOCATION	0	0	0	2	2
HEART ATTACK OR HEART-ASSOCIATED CONDITION	102	69	85	14	270
STROKE OR CEREBROVASCULAR ACCIDENT	2	3	3	1	9
RESPIRATORY FAILURE	4	7	7	0	18
CANCER	9	10	5	3	27
PNEUMONIA	4	0	1	1	6
HEPATITIS	2	1	0	2	5
ALCOHOL ABUSE OR OVERDOSE	1	0	3	0	4
OTHER	48	11	4	4	67
CAUSE NOT REPORTED	1	0	1	0	2
SUBTOTAL	173	101	109	27	410
HOMICIDE - CIVIL					

WORLDWIDE U.S. ACTIVE DUTY MILITARY DEATHS

BY CAUSE OF CASUALTY AND MILITARY SERVICE

ALL DEATHS FROM 1 OCT 1982 TO 30 SEP 1983

CAUSE OF CASUALTY	USA	USN	USAF	USMC	TOTAL
GUNSHOT OR SMALL ARMS FIRE	30	24	4	7	65
SUFFOCATION	1	0	0	0	1
STABBING	13	5	2	3	23
DRUG ABUSE OR OVERDOSE	0	1	0	0	1
STRANGULATION	5	1	0	0	6
BEATING	5	3	1	3	12
OTHER	2	0	0	1	3
CAUSE NOT REPORTED	1	0	0	0	1
SUBTOTAL	57	34	7	14	112
SUICIDE					
GUNSHOT OR SMALL ARMS FIRE	47	36	42	23	148
FALL OR JUMP	0	3	0	2	5
DROWNING	0	0	0	1	1
SUFFOCATION	0	0	2	0	2
ALCOHOL ABUSE OR OVERDOSE	1	0	1	0	2
DRUG ABUSE OR OVERDOSE	6	1	3	0	10
POISONING (EXCEPT CARBON MONOXIDE)	0	1	0	0	1
POISONING - CARBON MONOXIDE	7	8	4	0	19
STRANGULATION	3	3	2	0	8
HANGING	11	10	7	4	32
OTHER	4	0	0	0	4
CAUSE NOT REPORTED	0	1	0	0	1

WORLDWIDE U.S. ACTIVE DUTY MILITARY DEATHS
 BY CAUSE OF CASUALTY AND MILITARY SERVICE
 ALL DEATHS FROM 1 OCT 1982 TO 30 SEP 1983

CAUSE OF CASUALTY	USA	USN	USAF	USMC	TOTAL
SUBTOTAL	79	63	61	30	233
OTHER					
GUNSHOT OR SMALL ARMS FIRE	0	4	0	0	4
DRUG ABUSE OR OVERDOSE	1	1	0	0	2
OTHER	2	0	3	0	5
CAUSE NOT REPORTED	5	10	3	10	28
SUBTOTAL	8	15	6	10	39
TOTAL DEATHS	832	617	492	263	2204

Fiscal Year 1984
(1 October 1983 through 30 September 1984)

WORLDWIDE U.S. ACTIVE DUTY MILITARY CASUALTIES

BY CASUALTY GROUP AND MILITARY SERVICE

ALL RECORDS FROM 1 OCT 1983 TO 30 SEP 1984

CASUALTY GROUP	USA	USN	USAF	USMC	TOTAL
CASUALTIES - CAPTURED/INTERNEED OR MISSING					

HOSTILE - CURRENT CAPTURED/INTERNEED	0	0	0	0	0
- CURRENT MISSING	0	0	0	0	0
- RMC FROM CAPTURED	0	1	0	0	1
- RMC FROM MISSING	0	0	0	0	0
NONHOSTILE - CURRENT MISSING	0	1	0	0	1
- RMC FROM MISSING	0	0	0	0	0
CASUALTIES - DEATHS					

HOSTILE - KILLED	16	25	0	230	271
- DIED OF WOUNDS	1	0	0	2	3
- DIED WHILE MISSING	0	0	0	0	0
- DIED WHILE CAPTURED	0	0	0	0	0
TOTAL HOSTILE DEATHS	17	25	0	232	274
NONHOSTILE - DIED OTHER	627	453	377	207	1664
- DIED ILLNESS	162	105	89	19	375
- DIED WHILE MISSING	0	0	0	0	0
TOTAL NONHOSTILE DEATHS	789	558	466	226	2039
TOTAL DEATHS	806	583	466	458	2313

WORLDWIDE U.S. ACTIVE DUTY MILITARY DEATHS
 BY CAUSE OF CASUALTY AND MILITARY SERVICE
 ALL DEATHS FROM 1 OCT 1983 TO 30 SEP 1984

CAUSE OF CASUALTY	USA	USN	USAF	USMC	TOTAL
HOSTILE ACTION					
GUNSHOT OR SMALL ARMS FIRE	6	1	0	4	11
ARTILLERY OR ROCKET MORTAR FIRE	1	0	0	9	10
BOMB EXPLOSION	5	19	0	216	240
PARACHUTE ACCIDENT OR FAILURE	0	4	0	0	4
AIRCRAFT LOSS OR CRASH NOT AT SEA	1	1	0	3	5
OTHER	4	0	0	0	4
SUBTOTAL	17	25	0	232	274
ACCIDENT					
GUNSHOT OR SMALL ARMS FIRE	17	6	3	6	32
BOMB EXPLOSION	3	0	0	0	3
PARACHUTE ACCIDENT OR FAILURE	4	2	1	0	7
FELL OR LOST OVERBOARD (FROM A SHIP)	0	5	0	0	5
AIRCRAFT LOSS OR CRASH AT SEA	1	18	12	11	42
AIRCRAFT LOSS OR CRASH NOT AT SEA	31	21	69	33	154
VEHICLE LOSS OR ACCIDENT (EXCEPT AIRCRAFT)	360	242	174	95	871
FIRE OR BURNS	0	6	0	1	7
FALL OR JUMP	18	14	6	8	46
DROWNING	34	20	20	9	83
SUFFOCATION	4	3	3	3	13
ELECTROCUTION	4	4	0	1	9
STABBING	2	1	0	0	3

WORLDWIDE U.S. ACTIVE DUTY MILITARY DEATHS

BY CAUSE OF CASUALTY AND MILITARY SERVICE
ALL DEATHS FROM 1 OCT 1983 TO 30 SEP 1984

CAUSE OF CASUALTY	USA	USN	USAF	USMC	TOTAL
ALCOHOL ABUSE OR OVERDOSE	3	2	0	0	5
DRUG ABUSE OR OVERDOSE	5	2	1	0	8
POISONING (EXCEPT CARBON MONOXIDE)	1	0	0	0	1
POISONING - CARBON MONOXIDE	8	4	2	1	15
STRANGULATION	1	1	0	0	2
BEATING	1	0	0	0	1
HANGING	1	2	0	0	3
OTHER	6	8	9	1	24
CAUSE NOT REPORTED	0	0	1	0	1
SUBTOTAL	504	361	301	169	1335
ILLNESS OR DISEASE					
HEART ATTACK OR HEART-ASSOCIATED CONDITION	98	70	68	10	246
STROKE OR CEREBROVASCULAR ACCIDENT	2	9	1	2	14
RESPIRATORY FAILURE	7	7	5	2	21
CANCER	7	5	5	3	20
PNEUMONIA	3	3	1	0	7
HEPATITIS	1	0	0	0	1
ALCOHOL ABUSE OR OVERDOSE	1	0	0	0	1
OTHER	42	10	9	2	63
CAUSE NOT REPORTED	1	1	0	0	2
SUBTOTAL	162	105	89	19	375
HOMICIDE - CIVIL					

WORLDWIDE U.S. ACTIVE DUTY MILITARY DEATHS

BY CAUSE OF CASUALTY AND MILITARY SERVICE
ALL DEATHS FROM 1 OCT 1983 TO 30 SEP 1984

CAUSE OF CASUALTY	USA	USN	USAF	USMC	TOTAL
GUNSHOT OR SMALL ARMS FIRE	24	11	9	8	52
FIRE OR BURNS	1	0	0	0	1
SUFFOCATION	1	0	0	0	1
STABBING	8	7	7	1	23
POISONING (EXCEPT CARBON MONOXIDE)	1	0	0	0	1
POISONING - CARBON MONOXIDE	1	0	0	0	1
STRANGULATION	2	0	1	0	3
BEATING	2	3	1	0	6
OTHER	0	2	1	0	3
CAUSE NOT REPORTED	2	0	0	0	2
SUBTOTAL	42	23	19	9	93
SUICIDE					
GUNSHOT OR SMALL ARMS FIRE	47	18	37	17	119
FELL OR LCST OVERBOARD (FROM A SHIP)	0	1	0	0	1
FALL OR JUMP	3	1	1	1	6
SUFFOCATION	0	1	0	0	1
ELECTROCUTION	0	1	0	0	1
DRUG ABUSE OR OVERDOSE	4	9	0	0	13
POISONING (EXCEPT CARBON MONOXIDE)	1	0	1	1	3
POISONING - CARBON MONOXIDE	8	9	5	0	22
STRANGULATION	0	0	1	0	1
HANGING	15	21	6	5	47
OTHER	1	0	2	0	3

WORLDWIDE U.S. ACTIVE DUTY MILITARY DEATHS

BY CAUSE OF CASUALTY AND MILITARY SERVICE
ALL DEATHS FROM 1 OCT 1983 TO 30 SEP 1984

CAUSE OF CASUALTY	USA	USN	USAF	USMC	TOTAL
SUBTOTAL	79	61	53	24	217
OTHER					
GUNSHOT OR SMALL ARMS FIRE	0	0	0	1	1
SUFFOCATION	0	1	0	0	1
RESPIRATORY FAILURE	0	0	0	1	1
ALCOHOL ABUSE OR OVERDOSE	0	1	0	0	1
DRUG ABUSE OR OVERDOSE	0	2	0	0	2
POISONING (EXCEPT CARBON MONOXIDE)	0	1	0	0	1
BEATING	0	0	0	1	1
OTHER	0	0	0	1	1
CAUSE NOT REPORTED	2	3	4	1	10
SUBTOTAL	2	8	4	5	19
TOTAL DEATHS	806	583	466	458	2313

Fiscal Year 1985

(1 October 1984 through 30 September 1985)

WORLDWIDE U.S. ACTIVE DUTY MILITARY CASUALTIES

BY CASUALTY GROUP AND MILITARY SERVICE

ALL RECORDS FROM 1 OCT 1984 TO 30 SEP 1985

CASUALTY GROUP	USA	USN	USAF	USMC	TOTAL
CASUALTIES - CAPTURED/INTERNEED OR MISSING					

HOSTILE - CURRENT CAPTURED/INTERNEED	0	0	0	0	0
- CURRENT MISSING	0	0	0	0	0
- RMC FROM CAPTURED	0	5	0	0	5
- RMC FROM MISSING	0	0	0	0	0
NONHOSTILE - CURRENT MISSING	0	0	1	0	1
- RMC FROM MISSING	0	0	0	0	0
CASUALTIES - DEATHS					

HOSTILE - KILLED	0	0	0	4	4
- DIED OF WOUNDS	0	0	0	0	0
- DIED WHILE MISSING	0	0	0	0	0
- DIED WHILE CAPTURED	0	1	0	0	1
TOTAL HOSTILE DEATHS	0	1	0	4	5
NONHOSTILE - DIED OTHER	661	424	320	203	1608
- DIED ILLNESS	162	109	107	19	397
- DIED WHILE MISSING	1	4	0	1	6
TOTAL NONHOSTILE DEATHS	824	537	427	223	2011
TOTAL DEATHS	824	538	427	227	2016

WORLDWIDE U.S. ACTIVE DUTY MILITARY DEATHS

BY CAUSE OF CASUALTY AND MILITARY SERVICE
ALL DEATHS FROM 1 OCT 1984 TO 30 SEP 1985

CAUSE OF CASUALTY	USA	USN	USAF	USMC	TOTAL
HOSTILE ACTION					
GUNSHOT OR SMALL ARMS FIRE	0	1	0	4	5
SUBTOTAL	0	1	0	4	5
ACCIDENT					
GUNSHOT OR SMALL ARMS FIRE	15	4	1	6	26
ARTILLERY OR ROCKET MORTAR FIRE	2	0	0	0	2
BOMB EXPLOSION	0	2	1	0	3
PARACHUTE ACCIDENT OR FAILURE	2	0	0	0	2
FELL OR LOST OVERBOARD (FROM A SHIP)	0	2	0	0	2
AIRCRAFT LOSS OR CRASH AT SEA	1	19	17	20	57
AIRCRAFT LOSS OR CRASH NOT AT SEA	33	20	44	22	119
VEHICLE LOSS OR ACCIDENT (EXCEPT AIRCRAFT)	335	234	126	92	787
FIRE OR BURNS	5	3	1	0	9
FALL OR JUMP	16	7	9	2	34
DROWNING	47	16	20	10	93
SUFFOCATION	3	0	1	1	5
ELECTROCUTION	7	1	2	2	12
ALCOHOL ABUSE OR OVERDOSE	1	2	0	0	3
DRUG ABUSE OR OVERDOSE	3	2	0	0	5
POISONING (EXCEPT CARBON MONOXIDE)	0	0	1	1	2
POISONING - CARBON MONOXIDE	5	3	3	2	13
STRANGULATION	2	0	0	1	3

WORLDWIDE U.S. ACTIVE DUTY MILITARY DEATHS

BY CAUSE OF CASUALTY AND MILITARY SERVICE
ALL DEATHS FROM 1 OCT 1984 TO 30 SEP 1985

CAUSE OF CASUALTY	USA	USN	USAF	USMC	TOTAL
HANGING	0	4	0	0	4
OTHER	6	10	17	4	37
SUBTOTAL	483	329	243	163	1218
ILLNESS OR DISEASE					
SUFFOCATION	0	2	0	0	2
HEART ATTACK OR HEART-ASSOCIATED CONDITION	102	66	79	11	258
STROKE OR CEREBROVASCULAR ACCIDENT	3	8	0	1	12
RESPIRATORY FAILURE	6	8	5	2	21
CANCER	7	10	3	0	20
PNEUMONIA	0	1	1	0	2
MALARIA	0	1	0	0	1
HEPATITIS	0	1	0	1	2
ALCOHOL ABUSE OR OVERDOSE	2	0	0	0	2
OTHER	42	12	19	4	77
CAUSE NOT REPORTED	0	1	0	0	1
SUBTOTAL	162	110	107	19	398
HOMICIDE - CIVIL					
GUNSHOT OR SMALL ARMS FIRE	36	13	5	6	60
STABBING	10	7	3	4	24
STRANGULATION	2	2	0	0	4
BEATING	4	2	1	0	7

WORLDWIDE U.S. ACTIVE DUTY MILITARY DEATHS

BY CAUSE OF CASUALTY AND MILITARY SERVICE
ALL DEATHS FROM 1 OCT 1984 TO 30 SEP 1985

CAUSE OF CASUALTY	USA	USN	USAF	USMC	TOTAL
SUBTOTAL	52	24	9	10	95
SUICIDE					
GUNSHOT OR SMALL ARMS FIRE	79	24	36	19	158
VEHICLE LOSS OR ACCIDENT (EXCEPT AIRCRAFT)	2	0	0	1	3
FALL OR JUMP	5	6	2	0	13
DROWNING	1	0	0	0	1
SUFFOCATION	1	2	0	1	4
STABBING	1	1	0	0	2
DRUG ABUSE OR OVERDOSE	4	0	1	0	5
POISONING (EXCEPT CARBON MONOXIDE)	1	0	0	0	1
POISONING - CARBON MONOXIDE	8	4	14	0	26
STRANGULATION	0	0	1	1	2
HANGING	22	14	9	4	49
OTHER	0	0	4	0	4
SUBTOTAL	124	51	67	28	268
OTHER					
GUNSHOT OR SMALL ARMS FIRE	0	3	0	0	3
VEHICLE LOSS OR ACCIDENT (EXCEPT AIRCRAFT)	0	1	0	0	1
FALL OR JUMP	0	2	0	0	2
DROWNING	0	2	0	0	2
DRUG ABUSE OR OVERDOSE	0	1	0	0	1
POISONING - CARBON MONOXIDE	0	2	0	0	2

WORLDWIDE U.S. ACTIVE DUTY MILITARY DEATHS

BY CAUSE OF CASUALTY AND MILITARY SERVICE
 ALL DEATHS FROM 1 OCT 1984 TO 30 SEP 1985

CAUSE OF CASUALTY	USA	USN	USAF	USMC	TOTAL
HANGING	0	1	0	0	1
OTHER	2	1	0	0	3
CAUSE NOT REPORTED	1	10	1	5	17
SUBTOTAL	3	23	1	5	32
TOTAL DEATHS	824	538	427	227	2016

Fiscal Year 1986

(1 October 1985 through 30 September 1986)

WORLDWIDE U.S. ACTIVE DUTY MILITARY CASUALTIES

BY CASUALTY GROUP AND MILITARY SERVICE

ALL RECORDS FROM 1 OCT 1985 TO 30 SEP 1986

CASUALTY GROUP	USA	USN	USAF	USMC	TOTAL
CASUALTIES - CAPTURED/INTERNEED OR MISSING					

HOSTILE - CURRENT CAPTURED/INTERNEED	0	0	0	0	0
- CURRENT MISSING	0	0	0	0	0
- RMC FROM CAPTURED	0	0	0	0	0
- RMC FROM MISSING	0	0	0	0	0
NONHOSTILE - CURRENT MISSING	2	0	0	0	2
- RMC FROM MISSING	0	0	0	0	0
CASUALTIES - DEATHS					

HOSTILE - KILLED	0	0	2	0	2
- DIED OF WOUNDS	0	0	0	0	0
- DIED WHILE MISSING	0	0	0	0	0
- DIED WHILE CAPTURED	0	0	0	0	0
TOTAL HOSTILE DEATHS	0	0	2	0	2
NONHOSTILE - DIED OTHER	885	449	342	200	1876
- DIED ILLNESS	150	93	84	31	358
- DIED WHILE MISSING	1	1	0	0	2
TOTAL NONHOSTILE DEATHS	1036	543	426	231	2236
TOTAL DEATHS	1036	543	428	231	2238

WORLDWIDE U.S. ACTIVE DUTY MILITARY DEATHS

BY CAUSE OF CASUALTY AND MILITARY SERVICE
ALL DEATHS FROM 1 OCT 1985 TO 30 SEP 1986

CAUSE OF CASUALTY	USA	USN	USAF	USMC	TOTAL
HOSTILE ACTION					
AIRCRAFT LOSS OR CRASH AT SEA	0	0	2	0	2
SUBTOTAL	0	0	2	0	2
ACCIDENT					
GUNSHOT OR SMALL ARMS FIRE	24	9	4	6	43
ARTILLERY OR ROCKET MORTAR FIRE	1	0	0	0	1
BOMB EXPLOSION	1	0	0	0	1
OTHER EXPLOSIVE DEVICE (GRENADE/MINE/BOOBY TRAP)	0	0	0	1	1
PARACHUTE ACCIDENT OR FAILURE	0	1	1	0	2
FELL OR LOST OVERBOARD (FROM A SHIP)	0	4	0	0	4
AIRCRAFT LOSS OR CRASH AT SEA	0	7	6	28	41
AIRCRAFT LOSS OR CRASH NOT AT SEA	274	30	58	12	374
VEHICLE LOSS OR ACCIDENT (EXCEPT AIRCRAFT)	340	235	144	86	805
FIRE OR BURNS	4	1	0	0	5
FALL OR JUMP	14	10	1	5	30
DROWNING	30	22	20	11	83
SUFFOCATION	1	1	2	0	4
ELECTROCUTION	5	2	0	1	8
MISADVENTURE	0	0	0	1	1
ALCOHOL ABUSE OR OVERDOSE	1	2	0	0	3
DRUG ABUSE OR OVERDOSE	6	2	2	0	10
POISONING (EXCEPT CARBON MONOXIDE)	0	2	0	0	2

WORLDWIDE U.S. ACTIVE DUTY MILITARY DEATHS
 BY CAUSE OF CASUALTY AND MILITARY SERVICE
 ALL DEATHS FROM 1 OCT 1985 TO 30 SEP 1986

CAUSE OF CASUALTY	USA	USN	USAF	USMC	TOTAL
POISONING - CARBON MONOXIDE	3	2	0	0	5
STRANGULATION	3	0	0	0	3
HANGING	1	4	0	0	5
OTHER	12	6	15	3	36
SUBTOTAL	720	340	253	154	1467
ILLNESS OR DISEASE					
SUFFOCATION	0	1	0	0	1
HEART ATTACK OR HEART-ASSOCIATED CONDITION	114	66	69	17	266
STROKE OR CEREBROVASCULAR ACCIDENT	1	8	2	0	11
RESPIRATORY FAILURE	5	2	0	2	9
CANCER	9	4	0	8	21
PNEUMONIA	4	1	2	1	8
HEPATITIS	0	0	0	1	1
DRUG ABUSE OR OVERDOSE	1	0	0	0	1
OTHER	16	11	11	2	40
SUBTOTAL	150	93	84	31	358
HOMICIDE - CIVIL					
GUNSHOT OR SMALL ARMS FIRE	23	16	15	6	60
DROWNING	0	0	0	1	1
STABBING	15	6	6	2	29
DRUG ABUSE OR OVERDOSE	0	0	0	1	1
STRANGULATION	3	1	2	0	6

WORLDWIDE U.S. ACTIVE DUTY MILITARY DEATHS

BY CAUSE OF CASUALTY AND MILITARY SERVICE
ALL DEATHS FROM 1 OCT 1985 TO 30 SEP 1986

CAUSE OF CASUALTY	USA	USN	USAF	USMC	TOTAL
BEATING	5	3	3	2	13
OTHER	2	0	0	0	2
CAUSE NOT REPORTED	0	1	0	0	1
SUBTOTAL	48	27	26	12	113
SUICIDE					
GUNSHOT OR SMALL ARMS FIRE	66	28	31	17	142
VEHICLE LOSS OR ACCIDENT (EXCEPT AIRCRAFT)	1	0	0	0	1
FIRE OR BURNS	1	0	0	0	1
FALL OR JUMP	1	1	0	2	4
DROWNING	0	2	0	0	2
SUFFOCATION	3	2	0	0	5
STABBING	1	1	0	1	3
ALCOHOL ABUSE OR OVERDOSE	0	1	0	0	1
DRUG ABUSE OR OVERDOSE	4	1	2	0	7
POISONING (EXCEPT CARBON MONOXIDE)	1	0	0	0	1
POISONING - CARBON MONOXIDE	9	8	17	3	37
STRANGULATION	3	0	0	1	4
HANGING	21	14	8	3	46
OTHER	1	0	0	0	1
SUBTOTAL	112	58	58	27	255
OTHER					
GUNSHOT OR SMALL ARMS FIRE	0	6	0	0	6

WORLDWIDE U.S. ACTIVE DUTY MILITARY DEATHS

BY CAUSE OF CASUALTY AND MILITARY SERVICE
 ALL DEATHS FROM 1 OCT 1985 TO 30 SEP 1986

CAUSE OF CASUALTY	USA	USN	USAF	USMC	TOTAL
BOMB EXPLOSION	1	0	0	0	1
FALL OR JUMP	1	2	1	0	4
DROWNING	0	1	0	0	1
HEART ATTACK OR HEART-ASSOCIATED CONDITION	1	0	0	0	1
ALCOHOL ABUSE OR OVERDOSE	0	2	0	0	2
DRUG ABUSE OR OVERDOSE	0	0	1	0	1
POISONING - CARBON MONOXIDE	0	5	0	0	5
HANGING	0	1	0	0	1
OTHER	0	3	1	2	6
CAUSE NOT REPORTED	3	5	2	5	15
SUBTOTAL	6	25	5	7	43

TOTAL DEATHS 1036 543 428 231 2238

Fiscal Year 1987
(1 October 1986 through 31 March 1987)

WORLDWIDE U.S. ACTIVE DUTY MILITARY CASUALTIES
 BY CASUALTY GROUP AND MILITARY SERVICE
 ALL RECORDS FROM 1 OCT 1986 TO 31 MAR 1987

CASUALTY GROUP	USA	USN	USAF	USMC	TOTAL
CASUALTIES - CAPTURED/INTERNEED OR MISSING					

HOSTILE - CURRENT CAPTURED/INTERNEED	0	0	0	0	0
- CURRENT MISSING	0	0	0	0	0
- RMC FROM CAPTURED	0	0	0	0	0
- RMC FROM MISSING	0	0	0	0	0
NONHOSTILE - CURRENT MISSING	1	0	0	0	1
- RMC FROM MISSING	0	0	0	0	0
CASUALTIES - DEATHS					

HOSTILE - KILLED	0	0	0	0	0
- DIED OF WOUNDS	0	0	0	0	0
- DIED WHILE MISSING	0	0	0	0	0
- DIED WHILE CAPTURED	0	0	0	0	0
TOTAL HOSTILE DEATHS	0	0	0	0	0
NONHOSTILE - DIED OTHER	256	199	153	76	684
- DIED ILLNESS	89	55	42	14	200
- DIED WHILE MISSING	0	0	0	0	0
TOTAL NONHOSTILE DEATHS	345	254	195	90	884
TOTAL DEATHS	345	254	195	90	884

WORLDWIDE U.S. ACTIVE DUTY MILITARY DEATHS

BY CAUSE OF CASUALTY AND MILITARY SERVICE

ALL DEATHS FROM 1 OCT 1986 TO 31 MAR 1987

CAUSE OF CASUALTY	USA	USN	USAF	USMC	TOTAL
ACCIDENT					
GUNSHOT OR SMALL ARMS FIRE	5	0	1	0	6
PARACHUTE ACCIDENT OR FAILURE	2	0	0	0	2
AIRCRAFT LOSS OR CRASH AT SEA	0	17	0	2	19
AIRCRAFT LOSS OR CRASH NOT AT SEA	16	3	26	11	56
VEHICLE LOSS OR ACCIDENT (EXCEPT AIRCRAFT)	139	106	72	39	356
FIRE OR BURNS	0	1	0	1	2
FALL OR JUMP	11	1	0	1	13
DROWNING	7	8	3	1	19
SUFFOCATION	2	0	0	0	2
ELECTROCUTION	1	0	2	0	3
ALCOHOL ABUSE OR OVERDOSE	3	1	0	0	4
DRUG ABUSE OR OVERDOSE	1	0	0	0	1
POISONING (EXCEPT CARBON MONOXIDE)	0	2	0	0	2
POISONING - CARBON MONOXIDE	0	2	0	0	2
HANGING	0	1	0	0	1
OTHER	4	1	0	2	7
SUBTOTAL	191	143	104	57	495
ILLNESS OR DISEASE					
SUFFOCATION	1	0	0	0	1
HEART ATTACK OR HEART-ASSOCIATED CONDITION	54	33	25	9	121
STROKE OR CEREBROVASCULAR ACCIDENT	6	6	2	1	15

WORLDWIDE U.S. ACTIVE DUTY MILITARY DEATHS

BY CAUSE OF CASUALTY AND MILITARY SERVICE

ALL DEATHS FROM 1 OCT 1986 TO 31 MAR 1987

CAUSE OF CASUALTY	USA	USN	USAF	USMC	TOTAL
RESPIRATORY FAILURE	2	1	5	0	8
CANCER	11	9	1	0	21
PNEUMONIA	3	1	1	0	5
HEPATITIS	2	0	0	0	2
ALCOHOL ABUSE OR OVERDOSE	2	0	0	0	2
OTHER	7	5	8	4	24
CAUSE NOT REPORTED	1	0	0	0	1
SUBTOTAL	89	55	42	14	200
HOMICIDE - CIVIL					
GUNSHOT OR SMALL ARMS FIRE	12	7	1	3	23
STABBING	4	4	1	3	12
STROKE OR CEREBROVASCULAR ACCIDENT	0	1	0	0	1
STRANGULATION	6	2	0	0	8
BEATING	1	1	1	0	3
SUBTOTAL	23	15	3	6	47
SUICIDE					
GUNSHOT OR SMALL ARMS FIRE	31	17	20	6	74
FALL OR JUMP	0	1	2	0	3
DRUG ABUSE OR OVERDOSE	0	0	1	0	1
POISONING (EXCEPT CARBON MONOXIDE)	0	1	0	0	1
POISONING - CARBON MONOXIDE	1	1	4	0	6
STRANGULATION	2	0	0	0	2

WORLDWIDE U.S. ACTIVE DUTY MILITARY DEATHS

BY CAUSE OF CASUALTY AND MILITARY SERVICE
ALL DEATHS FROM 1 OCT 1986 TO 31 MAR 1987

CAUSE OF CASUALTY	USA	USN	USAF	USMC	TOTAL
HANGING	6	7	10	3	26
OTHER	0	0	1	0	1
CAUSE NOT REPORTED	0	0	1	0	1
SUBTOTAL	40	27	39	9	115
OTHER					
GUNSHOT OR SMALL ARMS FIRE	0	6	1	1	8
FIRE OR BURNS	0	1	0	0	1
FALL OR JUMP	0	0	3	0	3
DROWNING	0	1	0	0	1
SUFFOCATION	0	0	2	0	2
ALCOHOL ABUSE OR OVERDOSE	0	2	0	0	2
HANGING	0	1	0	0	1
OTHER	0	1	1	0	2
CAUSE NOT REPORTED	2	2	0	3	7
SUBTOTAL	2	14	7	4	27
TOTAL DEATHS	345	254	195	90	884

PART III

**Worldwide U.S. Active Duty Military
Personnel Casualties by Calendar Year**

Fourth Quarter - Calendar Year 1979
(1 October 1979 through 31 December 1979)

WORLDWIDE U.S. ACTIVE DUTY MILITARY CASUALTIES

BY CASUALTY GROUP AND MILITARY SERVICE

ALL RECORDS FROM 1 OCT 1979 TO 31 DEC 1979

CASUALTY GROUP	USA	USN	USAF	USMC	TOTAL
CASUALTIES - CAPTURED/INTERNEED OR MISSING					

HOSTILE - CURRENT CAPTURED/INTERNEED	0	0	0	0	0
- CURRENT MISSING	0	0	0	0	0
- RMC FROM CAPTURED	0	0	0	0	0
- RMC FROM MISSING	0	0	0	0	0
NONHOSTILE - CURRENT MISSING	0	0	0	0	0
- RMC FROM MISSING	0	0	0	0	0
CASUALTIES - DEATHS					

HOSTILE - KILLED	0	0	0	0	0
- DIED OF WOUNDS	0	0	0	0	0
- DIED WHILE MISSING	0	0	0	0	0
- DIED WHILE CAPTURED	0	0	0	0	0
TOTAL HOSTILE DEATHS	0	0	0	0	0
NONHOSTILE - DIED OTHER	172	155	86	55	468
- DIED ILLNESS	41	25	26	7	99
- DIED WHILE MISSING	0	0	0	0	0
TOTAL NONHOSTILE DEATHS	213	180	112	62	567
TOTAL DEATHS	213	180	112	62	567

WORLDWIDE U.S. ACTIVE DUTY MILITARY DEATHS

BY CAUSE OF CASUALTY AND MILITARY SERVICE
ALL DEATHS FROM 1 OCT 1979 TO 31 DEC 1979

CAUSE OF CASUALTY	USA	USN	USAF	USMC	TOTAL
ACCIDENT					
GUNSHOT OR SMALL ARMS FIRE	1	0	1	2	4
ARTILLERY OR ROCKET MORTAR FIRE	2	0	0	0	2
OTHER EXPLOSIVE DEVICE (GRENADE/MINE/BOOBY TRAP)	2	0	0	0	2
FELL OR LOST OVERBOARD (FROM A SHIP)	0	2	0	0	2
AIRCRAFT LOSS OR CRASH AT SEA	0	22	8	3	33
AIRCRAFT LOSS OR CRASH NOT AT SEA	5	4	3	0	12
VEHICLE LOSS OR ACCIDENT (EXCEPT AIRCRAFT)	87	75	42	24	228
FALL OR JUMP	2	1	2	0	5
DROWNING	6	16	2	3	27
SUFFOCATION	3	0	1	0	4
ELECTROCUTION	1	0	0	0	1
DRUG ABUSE OR OVERDOSE	8	1	1	0	10
POISONING (EXCEPT CARBON MONOXIDE)	2	0	0	0	2
OTHER	11	4	5	11	31
SUBTOTAL	130	125	65	43	363
ILLNESS OR DISEASE					
HEART ATTACK OR HEART-ASSOCIATED CONDITION	20	17	19	3	59
STROKE OR CEREBROVASCULAR ACCIDENT	0	2	0	1	3
RESPIRATORY FAILURE	1	2	1	1	5
CANCER	4	1	1	0	6
PNEUMONIA	1	0	0	0	1
ALCOHOL ABUSE OR OVERDOSE	3	0	0	1	4

WORLDWIDE U.S. ACTIVE DUTY MILITARY DEATHS

BY CAUSE OF CASUALTY AND MILITARY SERVICE
ALL DEATHS FROM 1 OCT 1979 TO 31 DEC 1979

CAUSE OF CASUALTY	USA	USN	USAF	USMC	TOTAL
OTHER	12	3	5	1	21
SUBTOTAL	41	25	26	7	99
HOMICIDE - CIVIL					
GUNSHOT OR SMALL ARMS FIRE	13	5	4	2	24
STABBING	3	3	2	2	10
STRANGULATION	1	0	0	0	1
BEATING	2	0	0	0	2
SUBTOTAL	19	8	6	4	37
SUICIDE					
GUNSHOT OR SMALL ARMS FIRE	15	9	8	6	38
FALL OR JUMP	1	3	0	0	4
POISONING - CARBON MONOXIDE	1	0	2	0	3
STRANGULATION	5	6	3	1	15
OTHER	0	1	2	0	3
SUBTOTAL	22	19	15	7	63
OTHER					
OTHER	1	2	0	1	4
CAUSE NOT REPORTED	0	1	0	0	1
SUBTOTAL	1	3	0	1	5

WORLDWIDE U.S. ACTIVE DUTY MILITARY DEATHS
 BY CAUSE OF CASUALTY AND MILITARY SERVICE
 ALL DEATHS FROM 1 OCT 1979 TO 31 DEC 1979

CAUSE OF CASUALTY	USA	USN	USAF	USMC	TOTAL
TOTAL DEATHS	213	180	112	62	567

Calendar Year 1980
(1 January 1980 through 31 December 1980)

WORLDWIDE U.S. ACTIVE DUTY MILITARY CASUALTIES

BY CASUALTY GROUP AND MILITARY SERVICE

ALL RECORDS FROM 1 JAN 1980 TO 31 DEC 1980

CASUALTY GROUP	USA	USN	USAF	USMC	TOTAL
CASUALTIES - CAPTURED/INTERNEED OR MISSING					

HOSTILE - CURRENT CAPTURED/INTERNEED	0	0	0	0	0
- CURRENT MISSING	0	0	0	0	0
- RMC FROM CAPTURED	0	0	0	0	0
- RMC FROM MISSING	0	0	0	0	0
NONHOSTILE - CURRENT MISSING	0	0	0	0	0
- RMC FROM MISSING	0	0	0	0	0
CASUALTIES - DEATHS					

HOSTILE - KILLED	0	0	0	0	0
- DIED OF WOUNDS	0	0	0	0	0
- DIED WHILE MISSING	0	0	0	0	0
- DIED WHILE CAPTURED	0	0	0	0	0
TOTAL HOSTILE DEATHS	0	0	0	0	0
NONHOSTILE - DIED OTHER	706	558	439	271	1974
- DIED ILLNESS	171	105	115	25	416
- DIED WHILE MISSING	0	0	0	0	0
TOTAL NONHOSTILE DEATHS	877	663	554	296	2390
TOTAL DEATHS	877	663	554	296	2390

WORLDWIDE U.S. ACTIVE DUTY MILITARY DEATHS

BY CAUSE OF CASUALTY AND MILITARY SERVICE
ALL DEATHS FROM 1 JAN 1980 TO 31 DEC 1980

CAUSE OF CASUALTY	USA	USN	USAF	USMC	TOTAL
ACCIDENT					
GUNSHOT OR SMALL ARMS FIRE	8	4	9	5	26
ARTILLERY OR ROCKET MORTAR FIRE	0	0	0	2	2
OTHER EXPLOSIVE DEVICE (GRENADE/MINE/BOOBY TRAP)	3	0	0	0	3
PARACHUTE ACCIDENT OR FAILURE	7	2	1	0	10
FELL OR LOST OVERBOARD (FROM A SHIP)	0	2	0	0	2
AIRCRAFT LOSS OR CRASH AT SEA	4	28	0	10	42
AIRCRAFT LOSS OR CRASH NOT AT SEA	25	29	90	27	171
VEHICLE LOSS OR ACCIDENT (EXCEPT AIRCRAFT)	354	279	189	123	945
FALL OR JUMP	17	16	8	0	41
DROWNING	53	47	30	18	148
SUFFOCATION	3	3	1	1	8
ELECTROCUTION	5	5	1	2	13
ALCOHOL ABUSE OR OVERDOSE	3	1	1	1	6
DRUG ABUSE OR OVERDOSE	17	1	3	2	23
POISONING (EXCEPT CARBON MONOXIDE)	4	1	1	1	7
OTHER	44	33	20	12	109
SUBTOTAL	547	451	354	204	1556
ILLNESS OR DISEASE					
HEART ATTACK OR HEART-ASSOCIATED CONDITION	96	67	78	20	261
STROKE OR CEREBROVASCULAR ACCIDENT	5	1	2	0	8
RESPIRATORY FAILURE	4	4	4	2	14
CANCER	11	7	2	1	21

WORLDWIDE U.S. ACTIVE DUTY MILITARY DEATHS

BY CAUSE OF CASUALTY AND MILITARY SERVICE
ALL DEATHS FROM 1 JAN 1980 TO 31 DEC 1980

CAUSE OF CASUALTY	USA	USN	USAF	USMC	TOTAL
PNEUMONIA	7	2	4	0	13
ALCOHOL ABUSE OR OVERDOSE	1	1	4	1	7
OTHER	47	23	21	1	92
SUBTOTAL	171	105	115	25	416
HOMICIDE - CIVIL					
GUNSHOT OR SMALL ARMS FIRE	45	25	14	21	105
STABBING	13	11	2	7	33
STRANGULATION	3	3	1	2	9
BEATING	6	1	4	7	18
OTHER	4	2	2	1	9
SUBTOTAL	71	42	23	38	174
SUICIDE					
GUNSHOT OR SMALL ARMS FIRE	50	27	41	18	136
FALL OR JUMP	5	2	1	2	10
DRUG ABUSE OR OVERDOSE	6	1	3	0	10
POISONING (EXCEPT CARBON MONOXIDE)	2	0	1	0	3
POISONING - CARBON MONOXIDE	5	6	2	1	14
STRANGULATION	13	15	11	2	41
OTHER	4	7	2	3	16
SUBTOTAL	85	58	61	26	230
OTHER					

WORLDWIDE U.S. ACTIVE DUTY MILITARY DEATHS

BY CAUSE OF CASUALTY AND MILITARY SERVICE
 ALL DEATHS FROM 1 JAN 1980 TO 31 DEC 1980

CAUSE OF CASUALTY	USA	USN	USAF	USMC	TOTAL
OTHER	0	1	0	0	1
CAUSE NOT REPORTED	3	6	1	3	13
SUBTOTAL	3	7	1	3	14
TOTAL DEATHS	877	663	554	296	2390

Calendar Year 1981

(1 January 1981 through 31 December 1981)

WORLDWIDE U.S. ACTIVE DUTY MILITARY CASUALTIES
 BY CASUALTY GROUP AND MILITARY SERVICE
 ALL RECORDS FROM 1 JAN 1981 TO 31 DEC 1981

CASUALTY GROUP	USA	USN	USAF	USMC	TOTAL
CASUALTIES - CAPTURED/INTERNEED OR MISSING					
HOSTILE - CURRENT CAPTURED/INTERNEED	0	0	0	0	0
- CURRENT MISSING	0	0	0	0	0
- RMC FROM CAPTURED	6	3	5	13	27
- RMC FROM MISSING	0	0	0	0	0
NONHOSTILE - CURRENT MISSING					
- RMC FROM MISSING	0	0	0	0	0
CASUALTIES - DEATHS					
HOSTILE - KILLED	0	0	0	0	0
- DIED OF WOUNDS	0	0	0	0	0
- DIED WHILE MISSING	0	0	0	0	0
- DIED WHILE CAPTURED	0	0	0	0	0
TOTAL HOSTILE DEATHS	0	0	0	0	0
NONHOSTILE - DIED OTHER					
- DIED ILLNESS	768	506	421	232	1927
- DIED WHILE MISSING	201	101	128	22	452
TOTAL NONHOSTILE DEATHS	969	607	549	254	2379
TOTAL DEATHS	969	607	549	254	2379

WORLDWIDE U.S. ACTIVE DUTY MILITARY DEATHS

BY CAUSE OF CASUALTY AND MILITARY SERVICE
ALL DEATHS FROM 1 JAN 1981 TO 31 DEC 1981

CAUSE OF CASUALTY	USA	USN	USAF	USMC	TOTAL
ACCIDENT					
GUNSHOT OR SMALL ARMS FIRE	9	7	5	9	30
ARTILLERY OR ROCKET MORTAR FIRE	1	0	0	0	1
OTHER EXPLOSIVE DEVICE (GRENADE/MINE/BOOBY TRAP)	1	0	0	1	2
PARACHUTE ACCIDENT OR FAILURE	5	0	1	4	10
FELL OR LOST OVERBOARD (FROM A SHIP)	0	13	0	0	13
AIRCRAFT LOSS OR CRASH AT SEA	2	28	15	15	60
AIRCRAFT LOSS OR CRASH NOT AT SEA	35	6	84	20	145
VEHICLE LOSS OR ACCIDENT (EXCEPT AIRCRAFT)	436	243	176	89	944
FALL OR JUMP	16	13	5	5	39
DROWNING	56	48	26	15	145
SUFFOCATION	6	5	1	4	16
ELECTROCUTION	5	5	4	0	14
ALCOHOL ABUSE OR OVERDOSE	3	2	3	2	10
DRUG ABUSE OR OVERDOSE	3	7	1	2	13
POISONING (EXCEPT CARBON MONOXIDE)	1	3	1	1	6
OTHER	22	23	17	12	74
SUBTOTAL	601	403	339	179	1522
ILLNESS OR DISEASE					
HEART ATTACK OR HEART-ASSOCIATED CONDITION	126	57	93	13	289
STROKE OR CEREBROVASCULAR ACCIDENT	7	1	3	0	11
RESPIRATORY FAILURE	5	4	4	1	14
CANCER	12	12	8	4	36

WORLDWIDE U.S. ACTIVE DUTY MILITARY DEATHS

BY CAUSE OF CASUALTY AND MILITARY SERVICE
ALL DEATHS FROM 1 JAN 1981 TO 31 DEC 1981

CAUSE OF CASUALTY	USA	USN	USAF	USMC	TOTAL
PNEUMONIA	2	3	0	0	5
ALCOHOL ABUSE OR OVERDOSE	2	0	4	0	6
OTHER	47	24	16	4	91
SUBTOTAL	201	101	128	22	452
HOMICIDE - CIVIL					
GUNSHOT OR SMALL ARMS FIRE	42	19	17	10	88
STABBING	21	11	3	5	40
STRANGULATION	3	2	1	0	6
BEATING	2	1	3	1	7
HANGING	0	1	0	0	1
OTHER	0	0	2	1	3
SUBTOTAL	68	34	26	17	145
SUICIDE					
GUNSHOT OR SMALL ARMS FIRE	54	24	36	28	142
FALL OR JUMP	4	4	0	0	8
DRUG ABUSE OR OVERDOSE	8	3	1	1	13
POISONING (EXCEPT CARBON MONOXIDE)	0	0	0	1	1
POISONING - CARBON MONOXIDE	9	7	8	3	27
STRANGULATION	15	17	8	1	41
HANGING	0	1	0	0	1
OTHER	1	5	2	0	8
SUBTOTAL	91	61	55	34	241

WORLDWIDE U.S. ACTIVE DUTY MILITARY DEATHS

BY CAUSE OF CASUALTY AND MILITARY SERVICE
 ALL DEATHS FROM 1 JAN 1981 TO 31 DEC 1981

CAUSE OF CASUALTY	USA	USN	USAF	USMC	TOTAL
OTHER					
CAUSE NOT REPORTED	8	8	1	2	19
SUBTOTAL	8	8	1	2	19
TOTAL DEATHS	969	607	549	254	2379

Calendar Year 1982
(1 January 1982 through 31 December 1982)

WORLDWIDE U.S. ACTIVE DUTY MILITARY CASUALTIES

BY CASUALTY GROUP AND MILITARY SERVICE

ALL RECORDS FROM 1 JAN 1982 TO 31 DEC 1982

CASUALTY GROUP	USA	USN	USAF	USMC	TOTAL
CASUALTIES - CAPTURED/INTERNEED OR MISSING					

HOSTILE	0	0	0	0	0
- CURRENT CAPTURED/INTERNEED	0	0	0	0	0
- CURRENT MISSING	0	0	0	0	0
- RMC FROM CAPTURED	0	0	0	0	0
- RMC FROM MISSING	0	0	0	0	0
NONHOSTILE	0	0	0	0	0
- CURRENT MISSING	0	0	0	0	0
- RMC FROM MISSING	0	0	0	0	0
CASUALTIES - DEATHS					

HOSTILE	0	0	0	0	0
- KILLED	0	0	0	0	0
- DIED OF WOUNDS	0	0	0	0	0
- DIED WHILE MISSING	0	0	0	0	0
- DIED WHILE CAPTURED	0	0	0	0	0
TOTAL HOSTILE DEATHS	0	0	0	0	0
NONHOSTILE	733	496	424	225	1878
- DIED OTHER	190	110	106	33	439
- DIED ILLNESS	1	1	0	0	2
- DIED WHILE MISSING	924	607	530	258	2319
TOTAL NONHOSTILE DEATHS					
TOTAL DEATHS	924	607	530	258	2319

WORLDWIDE U.S. ACTIVE DUTY MILITARY DEATHS

BY CAUSE OF CASUALTY AND MILITARY SERVICE
ALL DEATHS FROM 1 JAN 1982 TO 31 DEC 1982

CAUSE OF CASUALTY	USA	USN	USAF	USMC	TOTAL
ACCIDENT					
GUNSHOT OR SMALL ARMS FIRE	13	6	4	1	24
BOMB EXPLOSION	1	0	0	0	1
OTHER EXPLOSIVE DEVICE (GRENADE/MINE/BOOBY TRAP)	1	0	1	2	4
PARACHUTE ACCIDENT OR FAILURE	12	0	0	0	12
FELL OR LOST OVERBOARD (FROM A SHIP)	0	7	0	2	9
AIRCRAFT LOSS OR CRASH AT SEA	0	17	3	9	29
AIRCRAFT LOSS OR CRASH NOT AT SEA	39	34	118	11	202
VEHICLE LOSS OR ACCIDENT (EXCEPT AIRCRAFT)	395	252	164	124	935
FALL OR JUMP	14	14	8	4	40
DROWNING	35	30	20	11	96
SUFFOCATION	10	4	2	3	19
ELECTROCUTION	5	2	3	1	11
ALCOHOL ABUSE OR OVERDOSE	3	4	2	0	9
DRUG ABUSE OR OVERDOSE	4	1	4	0	9
POISONING (EXCEPT CARBON MONOXIDE)	8	2	0	2	12
OTHER	29	27	13	10	79
TOTAL	569	400	342	180	1491
NOT REPORTED					
HEALTH ASSOCIATED CONDITION	113	63	79	19	274
OTHER	1	4	2	0	7
TOTAL	4	5	5	3	17
OTHER	6	12	2	1	21

AD-A182 823

WORLDWIDE US ACTIVE DUTY MILITARY PERSONNEL CASUALTIES

2/2

OCTOBER 1 1979 THR: (U) WASHINGTON HEADQUARTERS

SERVICES (DOD) DC DIRECTORATE FOR INF... 31 MAR 87

UNCLASSIFIED

DIOR/M07-87/01

F/G 5/9


NL

[REDACTED]

[REDACTED]

[REDACTED]

END
1
2
3



MICROCOPY RESOLUTION TEST CHART
NATIONAL BUREAU OF STANDARDS-1963-A

WORLDWIDE U.S. ACTIVE DUTY MILITARY DEATHS
 BY CAUSE OF CASUALTY AND MILITARY SERVICE
 ALL DEATHS FROM 1 JAN 1982 TO 31 DEC 1982

CAUSE OF CASUALTY	USA	USN	USAF	USMC	TOTAL
PNEUMONIA	3	2	1	1	7
ALCOHOL ABUSE OR OVERDOSE	2	1	0	0	3
OTHER	60	23	17	9	109
CAUSE NOT REPORTED	1	0	0	0	1
SUBTOTAL	180	110	106	33	439
HOMICIDE - CIVIL					
GUNSHOT OR SMALL ARMS FIRE	37	14	5	8	64
STABBING	11	6	3	5	25
STRANGULATION	4	1	0	0	5
BEATING	1	1	2	1	5
OTHER	3	0	1	1	5
SUBTOTAL	58	22	11	15	104
SUICIDE					
GUNSHOT OR SMALL ARMS FIRE	59	33	42	21	155
FALL OR JUMP	2	3	2	0	7
SUFFOCATION	0	0	1	0	1
DRUG ABUSE OR OVERDOSE	6	2	7	0	15
POISONING (EXCEPT CARBON MONOXIDE)	0	1	0	0	1
POISONING - CARBON MONOXIDE	9	5	5	2	21
STRANGULATION	16	11	7	4	38
OTHER	5	4	4	0	13
CAUSE NOT REPORTED	0	1	0	0	1

WORLDWIDE U.S. ACTIVE DUTY MILITARY DEATHS

BY CAUSE OF CASUALTY AND MILITARY SERVICE
ALL DEATHS FROM 1 JAN 1982 TO 31 DEC 1982

CAUSE OF CASUALTY	USA	USN	USAF	USMC	TOTAL
SUBTOTAL	97	60	68	27	252
OTHER					
CJMSHOT OR SMALL ARMS FIRE	0	3	0	0	3
OTHER	0	1	0	0	1
CAUSE NOT REPORTED	12	11	3	3	29
SUBTOTAL	12	15	3	3	33
TOTAL DEATHS	824	607	530	258	2319

Calendar Year 1983
(1 January 1983 through 31 December 1983)

WORLDWIDE U.S. ACTIVE DUTY MILITARY CASUALTIES

BY CASUALTY GROUP AND MILITARY SERVICE

ALL RECORDS FROM 1 JAN 1983 TO 31 DEC 1983

CASUALTY GROUP	USA	USN	USAF	USMC	TOTAL
CASUALTIES - CAPTURED/INTERMED OR MISSING					
HOSTILE - CURRENT CAPTURED/INTERMED	0	0	0	0	0
- CURRENT MISSING	0	0	0	0	0
- RMC FROM CAPTURED	0	1	0	0	1
- RMC FROM MISSING	0	0	0	0	0
NONHOSTILE - CURRENT MISSING	0	1	0	0	1
- RMC FROM MISSING	0	0	0	0	0
CASUALTIES - DEATHS					
HOSTILE - KILLED	14	25	0	231	270
- DIED OF WOUNDS	0	0	0	3	3
- DIED WHILE MISSING	0	0	0	0	0
- DIED WHILE CAPTURED	0	0	0	0	0
TOTAL HOSTILE DEATHS	14	25	0	234	273
NONHOSTILE - DIED OTHER	669	501	380	220	1770
- DIED ILLNESS	179	98	115	22	414
- DIED WHILE MISSING	0	6	0	1	7
TOTAL NONHOSTILE DEATHS	848	605	495	243	2191
TOTAL DEATHS	862	630	495	477	2464

WORLDWIDE U.S. ACTIVE DUTY MILITARY DEATHS
 BY CAUSE OF CASUALTY AND MILITARY SERVICE
 ALL DEATHS FROM 1 JAN 1983 TO 31 DEC 1983

CAUSE OF CASUALTY	USA	USN	USAF	USMC	TOTAL
HOSTILE ACTION					
GUNSHOT OR SMALL ARMS FIRE	6	2	0	2	10
ARTILLERY OR ROCKET MORTAR FIRE	1	0	0	12	13
BOMB EXPLOSION	4	18	0	217	239
PARACHUTE ACCIDENT OR FAILURE	0	4	0	0	4
AIRCRAFT LOSS OR CRASH NOT AT SEA	0	1	0	3	4
OTHER	3	0	0	0	3
SUBTOTAL	14	25	0	234	273
ACCIDENT					
GUNSHOT OR SMALL ARMS FIRE	17	2	3	4	26
BOMB EXPLOSION	10	0	0	0	10
OTHER EXPLOSIVE DEVICE (GRENADE/MINE/BOOBY TRAP)	1	0	0	1	2
PARACHUTE ACCIDENT OR FAILURE	0	0	2	0	2
FELL OR LOST OVERBOARD (FROM A SHIP)	0	8	0	0	8
AIRCRAFT LOSS OR CRASH AT SEA	1	27	13	8	49
AIRCRAFT LOSS OR CRASH NOT AT SEA	34	52	44	15	145
VEHICLE LOSS OR ACCIDENT (EXCEPT AIRCRAFT)	356	235	185	112	888
FIRE OR BURNS	0	11	7	0	18
FALL OR JUMP	23	17	11	6	57
DROWNING	49	18	32	13	112
SUFFOCATION	5	3	2	2	12
ELECTROCUTION	1	3	3	2	9
STABBING	3	0	0	0	3

WORLDWIDE U.S. ACTIVE DUTY MILITARY DEATHS

BY CAUSE OF CASUALTY AND MILITARY SERVICE
ALL DEATHS FROM 1 JAN 1983 TO 31 DEC 1983

CAUSE OF CASUALTY	USA	USN	USAF	USMC	TOTAL
WEAPONS EFFECTS, OTHER THAN ABOVE	0	1	0	0	1
ALCOHOL ABUSE OR OVERDOSE	3	3	0	1	7
DRUG ABUSE OR OVERDOSE	7	3	0	0	10
POISONING (EXCEPT CARBON MONOXIDE)	1	2	0	0	3
POISONING - CARBON MONOXIDE	11	1	3	2	17
STRANGULATION	1	0	0	0	1
BEATING	1	0	0	0	1
HANGING	0	2	0	0	2
MISSING - ACCIDENT	0	1	0	0	1
OTHER	9	8	3	4	24
CAUSE NOT REPORTED	0	2	0	0	2
SUBTOTAL	533	399	308	170	1410
ILLNESS OR DISEASE					
SUFFOCATION	0	0	0	2	2
HEART ATTACK OR HEART-ASSOCIATED CONDITION	104	69	91	14	278
STROKE OR CEREBROVASCULAR ACCIDENT	2	4	3	1	10
RESPIRATORY FAILURE	7	7	7	0	21
CANCER	10	9	5	2	26
PNEUMONIA	6	0	0	0	6
HEPATITIS	2	1	0	2	5
ALCOHOL ABUSE OR OVERDOSE	2	0	3	0	5
OTHER	46	8	5	1	60
CAUSE NOT REPORTED	0	0	1	0	1

WORLDWIDE U.S. ACTIVE DUTY MILITARY DEATHS

BY CAUSE OF CASUALTY AND MILITARY SERVICE
ALL DEATHS FROM 1 JAN 1983 TO 31 DEC 1983

CAUSE OF CASUALTY	USA	USN	USAF	USMC	TOTAL
SUBTOTAL	179	98	115	22	414
HOMICIDE - CIVIL					
GUNSHOT OR SMALL ARMS FIRE	25	23	9	8	65
FIRE OR BURNS	1	0	0	0	1
SUFFOCATION	1	0	0	0	1
STABBING	14	6	3	2	25
DRUG ABUSE OR OVERDOSE	0	1	0	0	1
STRANGULATION	3	1	0	0	4
BEATING	4	3	1	3	11
OTHER	2	1	1	0	4
CAUSE NOT REPORTED	3	0	0	0	3
SUBTOTAL	53	35	14	13	115
SUICIDE					
GUNSHOT OR SMALL ARMS FIRE	49	33	38	18	138
FALL OR JUMP	1	3	0	2	6
DROWNING	0	0	0	1	1
SUFFOCATION	0	1	1	0	2
ALCOHOL ABUSE OR OVERDOSE	1	0	1	0	2
DRUG ABUSE OR OVERDOSE	3	8	1	0	12
POISONING (EXCEPT CARBON MONOXIDE)	1	1	0	0	2
POISONING - CARBON MONOXIDE	5	7	2	0	14
STRANGULATION	1	0	1	0	2

WORLDWIDE U.S. ACTIVE DUTY MILITARY DEATHS

BY CAUSE OF CASUALTY AND MILITARY SERVICE
ALL DEATHS FROM 1 JAN 1983 TO 31 DEC 1983

CAUSE OF CASUALTY	USA	USN	USAF	USMC	TOTAL
HANGING	13	12	8	5	38
OTHER	3	0	0	0	3
SUBTOTAL	77	65	52	28	220
OTHER					
GUNSHOT OR SMALL ARMS FIRE	0	1	0	0	1
RESPIRATORY FAILURE	0	0	0	1	1
DRUG ABUSE OR OVERDOSE	1	2	0	0	3
OTHER	2	0	3	0	5
CAUSE NOT REPORTED	3	5	3	11	22
SUBTOTAL	6	8	6	12	32
TOTAL DEATHS	862	630	495	477	2464

Calendar Year 1984

(1 January 1984 through 31 December 1984)

WORLDWIDE U.S. ACTIVE DUTY MILITARY CASUALTIES

BY CASUALTY GROUP AND MILITARY SERVICE

ALL RECORDS FROM 1 JAN 1984 TO 31 DEC 1984

CASUALTY GROUP	USA	USN	USAF	USMC	TOTAL
CASUALTIES - CAPTURED/INTERNEED OR MISSING					

HOSTILE - CURRENT CAPTURED/INTERNEED	0	0	0	0	0
- CURRENT MISSING	0	0	0	0	0
- RMC FROM CAPTURED	0	0	0	0	0
- RMC FROM MISSING	0	0	0	0	0
NONHOSTILE - CURRENT MISSING	0	1	0	0	1
- RMC FROM MISSING	0	0	0	0	0
CASUALTIES - DEATHS					

HOSTILE - KILLED	2	1	0	3	6
- DIED OF WOUNDS	1	0	0	0	1
- DIED WHILE MISSING	0	0	0	0	0
- DIED WHILE CAPTURED	0	0	0	0	0
TOTAL HOSTILE DEATHS	3	1	0	3	7
NONHOSTILE - DIED OTHER	609	433	356	220	1618
- DIED ILLNESS	162	105	85	20	372
- DIED WHILE MISSING	1	1	0	1	3
TOTAL NONHOSTILE DEATHS	772	539	441	241	1993
TOTAL DEATHS	775	540	441	244	2000

WORLDWIDE U.S. ACTIVE DUTY MILITARY DEATHS

BY CAUSE OF CASUALTY AND MILITARY SERVICE
ALL DEATHS FROM 1 JAN 1984 TO 31 DEC 1984

CAUSE OF CASUALTY	USA	USN	USAF	USMC	TOTAL
HOSTILE ACTION					
GUNSHOT OR SMALL ARMS FIRE	0	0	0	2	2
ARTILLERY OR ROCKET MORTAR FIRE	0	0	0	1	1
BOMB EXPLOSION	1	1	0	0	2
AIRCRAFT LOSS OR CRASH NOT AT SEA	1	0	0	0	1
OTHER	1	0	0	0	1
SUBTOTAL	3	1	0	3	7
ACCIDENT					
GUNSHOT OR SMALL ARMS FIRE	18	5	3	7	33
ARTILLERY OR ROCKET MORTAR FIRE	2	0	0	0	2
BOMB EXPLOSION	2	2	0	0	4
PARACHUTE ACCIDENT OR FAILURE	4	2	1	0	7
FELL OR LOST OVERBOARD (FROM A SHIP)	0	5	0	0	5
AIRCRAFT LOSS OR CRASH AT SEA	1	12	11	5	29
AIRCRAFT LOSS OR CRASH NOT AT SEA	25	20	76	40	161
VEHICLE LOSS OR ACCIDENT (EXCEPT AIRCRAFT)	343	249	157	101	850
FIRE OR BURNS	0	0	0	1	1
FALL OR JUMP	19	9	7	6	41
DROWNING	36	20	18	7	81
SUFFOCATION	3	1	3	3	10
ELECTROCUTION	5	3	0	2	10
STABBING	0	1	0	0	1
ALCOHOL ABUSE OR OVERDOSE	2	2	0	0	4

WORLDWIDE U.S. ACTIVE DUTY MILITARY DEATHS

BY CAUSE OF CASUALTY AND MILITARY SERVICE
ALL DEATHS FROM 1 JAN 1984 TO 31 DEC 1984

CAUSE OF CASUALTY	USA	USN	USAF	USMC	TOTAL
DRUG ABUSE OR OVERDOSE	4	3	1	0	8
POISONING (EXCEPT CARBON MONOXIDE)	0	0	0	1	1
POISONING - CARBON MONOXIDE	4	6	0	1	11
STRANGULATION	1	1	0	0	2
HANGING	1	2	0	0	3
OTHER	6	10	10	2	28
CAUSE NOT REPORTED	0	0	1	0	1
SUBTOTAL	476	353	288	176	1293
ILLNESS OR DISEASE					
HEART ATTACK OR HEART-ASSOCIATED CONDITION	104	67	57	10	238
STROKE OR CEREBROVASCULAR ACCIDENT	3	11	1	3	18
RESPIRATORY FAILURE	4	9	7	2	22
CANCER	5	4	4	3	16
PNEUMONIA	1	3	1	0	5
MALARIA	0	1	0	0	1
HEPATITIS	1	0	0	0	1
OTHER	43	9	15	2	69
CAUSE NOT REPORTED	1	1	0	0	2
SUBTOTAL	162	105	85	20	372
HOMICIDE - CIVIL					
GUNSHOT OR SMALL ARMS FIRE	27	6	4	7	44
SUFFOCATION	1	0	0	0	1

WORLDWIDE U.S. ACTIVE DUTY MILITARY DEATHS

BY CAUSE OF CASUALTY AND MILITARY SERVICE
ALL DEATHS FROM 1 JAN 1984 TO 31 DEC 1984

CAUSE OF CASUALTY	USA	USN	USAF	USMC	TOTAL
STABBING	9	6	6	3	24
POISONING (EXCEPT CARBON MONOXIDE)	1	0	0	0	1
POISONING - CARBON MONOXIDE	1	0	0	0	1
STRANGULATION	3	1	1	0	5
BEATING	2	3	1	0	6
OTHER	0	1	0	0	1
SUBTOTAL	44	17	12	10	83
SUICIDE					
GUNSHOT OR SMALL ARMS FIRE	49	15	33	24	121
FELL OR LOST OVERBOARD (FROM A SHIP)	0	1	0	0	1
VEHICLE LOSS OR ACCIDENT (EXCEPT AIRCRAFT)	1	0	0	0	1
FALL OR JUMP	3	2	1	1	7
DROWNING	1	0	0	0	1
ELECTROCUTION	0	1	0	0	1
STABBING	0	1	0	0	1
DRUG ABUSE OR OVERDOSE	5	2	0	0	7
POISONING (EXCEPT CARBON MONOXIDE)	0	0	1	1	2
POISONING - CARBON MONOXIDE	7	8	7	0	22
HANGING	19	22	8	4	53
OTHER	1	0	3	0	4
SUBTOTAL	86	52	53	30	221
OTHER					

WORLDWIDE U.S. ACTIVE DUTY MILITARY DEATHS

BY CAUSE OF CASUALTY AND MILITARY SERVICE
ALL DEATHS FROM 1 JAN 1984 TO 31 DEC 1984

CAUSE OF CASUALTY	USA	USN	USAF	USMC	TOTAL
GUNSHOT OR SMALL ARMS FIRE	0	2	0	1	3
VEHICLE LOSS OR ACCIDENT (EXCEPT AIRCRAFT)	0	1	0	0	1
SUFFOCATION	0	1	0	0	1
ALCOHOL ABUSE OR OVERDOSE	0	1	0	0	1
DRUG ABUSE OR OVERDOSE	0	1	0	0	1
POISONING (EXCEPT CARBON MONOXIDE)	0	1	0	0	1
BEATING	0	0	0	0	1
HANGING	0	1	0	1	1
OTHER	1	0	0	0	1
CAUSE NOT REPORTED	3	4	3	2	12
SUBTOTAL	4	12	3	5	24

TOTAL DEATHS 775 540 441 244 2000

Calendar Year 1985
(1 January 1985 through 31 December 1985)

WORLDWIDE U.S. ACTIVE DUTY MILITARY CASUALTIES

BY CASUALTY GROUP AND MILITARY SERVICE

ALL RECORDS FROM 1 JAN 1985 TO 31 DEC 1985

CASUALTY GROUP	USA	USN	USAF	USMC	TOTAL
CASUALTIES - CAPTURED/INTERMED OR MISSING					
HOSTILE - CURRENT CAPTURED/INTERMED	0	0	0	0	0
- CURRENT MISSING	0	0	0	0	0
- RMC FROM CAPTURED	0	5	0	0	5
- RMC FROM MISSING	0	0	0	0	0
NONHOSTILE - CURRENT MISSING	0	0	1	0	1
- RMC FROM MISSING	0	0	0	0	0
CASUALTIES - DEATHS					
HOSTILE - KILLED	0	0	0	4	4
- DIED OF WOUNDS	0	0	0	0	0
- DIED WHILE MISSING	0	0	0	0	0
- DIED WHILE CAPTURED	0	1	0	0	1
TOTAL HOSTILE DEATHS	0	1	0	4	5
NONHOSTILE - DIED OTHER	910	444	331	201	1886
- DIED ILLNESS	143	101	93	22	359
- DIED WHILE MISSING	0	3	0	0	3
TOTAL NONHOSTILE DEATHS	1053	548	424	223	2248
TOTAL DEATHS	1053	549	424	227	2253

WORLDWIDE U.S. ACTIVE DUTY MILITARY DEATHS

BY CAUSE OF CASUALTY AND MILITARY SERVICE
ALL DEATHS FROM 1 JAN 1985 TO 31 DEC 1985

CAUSE OF CASUALTY	USA	USN	USAF	USMC	TOTAL
HOSTILE ACTION					
GUNSHOT OR SMALL ARMS FIRE	0	1	0	4	5
SUBTOTAL	0	1	0	4	5
ACCIDENT					
GUNSHOT OR SMALL ARMS FIRE	22	4	1	6	33
BOMB EXPLOSION	0	0	1	0	1
PARACHUTE ACCIDENT OR FAILURE	2	0	1	0	3
AIRCRAFT LOSS OR CRASH AT SEA	0	16	18	34	68
AIRCRAFT LOSS OR CRASH NOT AT SEA	276	28	35	13	352
VEHICLE LOSS OR ACCIDENT (EXCEPT AIRCRAFT)	345	242	125	89	801
FIRE OR BURNS	8	3	1	0	12
FALL OR JUMP	12	8	7	2	29
DROWNING	44	21	22	12	99
SUFFOCATION	2	0	0	1	3
ELECTROCUTION	7	1	2	0	10
ALCOHOL ABUSE OR OVERDOSE	1	2	0	0	3
DRUG ABUSE OR OVERDOSE	4	1	0	0	5
POISONING (EXCEPT CARBON MONOXIDE)	0	0	1	0	1
POISONING - CARBON MONOXIDE	4	2	3	2	11
STRANGULATION	3	0	0	1	4
HANGING	0	6	0	0	6
OTHER	8	7	19	5	39

WORLDWIDE U.S. ACTIVE DUTY MILITARY DEATHS

BY CAUSE OF CASUALTY AND MILITARY SERVICE

ALL DEATHS FROM 1 JAN 1985 TO 31 DEC 1985

CAUSE OF CASUALTY	USA	USN	USAF	USMC	TOTAL
SUBTOTAL	738	341	236	165	1480
ILLNESS OR DISEASE					
SUFFOCATION	0	2	0	0	2
HEART ATTACK OR HEART-ASSOCIATED CONDITION	90	62	72	13	237
STROKE OR CEREBROVASCULAR ACCIDENT	2	5	0	0	7
RESPIRATORY FAILURE	7	5	2	3	17
CANCER	7	10	3	1	21
PNEUMONIA	0	1	2	1	4
HEPATITIS	0	1	0	1	2
ALCOHOL ABUSE OR OVERDOSE	2	0	0	0	2
DRUG ABUSE OR OVERDOSE	1	0	0	0	1
OTHER	34	15	14	3	66
CAUSE NOT REPORTED	0	1	0	0	1
SUBTOTAL	143	102	93	22	360
HOMICIDE - CIVIL					
GUNSHOT OR SMALL ARMS FIRE	33	17	8	6	64
STABBING	13	8	5	2	28
STRANGULATION	1	1	1	0	3
BEATING	4	2	3	1	10
OTHER	2	0	0	0	2
CAUSE NOT REPORTED	0	1	0	0	1
SUBTOTAL	53	29	17	9	108

WORLDWIDE U.S. ACTIVE DUTY MILITARY DEATHS

BY CAUSE OF CASUALTY AND MILITARY SERVICE
ALL DEATHS FROM 1 JAN 1985 TO 31 DEC 1985

CAUSE OF CASUALTY	USA	USN	USAF	USMC	TOTAL
SUICIDE					156
GUNSHOT OR SMALL ARMS FIRE	76	24	42	14	156
VEHICLE LOSS OR ACCIDENT (EXCEPT AIRCRAFT)	2	0	0	1	3
FALL OR JUMP	5	5	2	0	12
DROWNING	0	1	0	0	1
SUFFOCATION	2	2	0	1	5
STABBING	1	0	0	0	1
DRUG ABUSE OR OVERDOSE	3	0	3	0	6
POISONING (EXCEPT CARBON MONOXIDE)	1	0	0	0	1
POISONING - CARBON MONOXIDE	7	5	17	1	30
STRANGULATION	1	0	1	2	4
HANGING	20	17	7	4	48
OTHER	0	0	3	0	3
SUBTOTAL	118	54	75	23	270
OTHER					
GUNSHOT OR SMALL ARMS FIRE	0	2	0	0	2
FALL OR JUMP	0	2	0	0	2
DROWNING	0	2	0	0	2
DRUG ABUSE OR OVERDOSE	0	1	0	0	1
POISONING - CARBON MONOXIDE	0	3	0	0	3
OTHER	1	2	0	0	3
CAUSE NOT REPORTED	0	10	3	4	17

WORLDWIDE U.S. ACTIVE DUTY MILITARY DEATHS

BY CAUSE OF CASUALTY AND MILITARY SERVICE
 ALL DEATHS FROM 1 JAN 1985 TO 31 DEC 1985

CAUSE OF CASUALTY	USA	USN	USAF	USMC	TOTAL
SUBTOTAL	1	22	3	4	30
TOTAL DEATHS	1053	549	424	227	2253

Calendar Year 1986
(1 January 1986 through 31 December 1986)

WORLDWIDE U.S. ACTIVE DUTY MILITARY CASUALTIES

BY CASUALTY GROUP AND MILITARY SERVICE

ALL RECORDS FROM 1 JAN 1986 TO 31 DEC 1986

CASUALTY GROUP	USA	USN	USAF	USMC	TOTAL
CASUALTIES - CAPTURED/INTERNEED OR MISSING					

HOSTILE - CURRENT CAPTURED/INTERNEED	0	0	0	0	0
- CURRENT MISSING	0	0	0	0	0
- RMC FROM CAPTURED	0	0	0	0	0
- RMC FROM MISSING	0	0	0	0	0
NONHOSTILE - CURRENT MISSING	2	0	0	0	2
- RMC FROM MISSING	0	0	0	0	0
CASUALTIES - DEATHS					

HOSTILE - KILLED	0	0	2	0	2
- DIED OF WOUNDS	0	0	0	0	0
- DIED WHILE MISSING	0	0	0	0	0
- DIED WHILE CAPTURED	0	0	0	0	0
TOTAL HOSTILE DEATHS	0	0	2	0	2
NONHOSTILE - DIED OTHER	628	433	341	188	1590
- DIED ILLNESS	170	91	90	32	383
- DIED WHILE MISSING	1	1	0	0	2
TOTAL NONHOSTILE DEATHS	799	525	431	220	1975
TOTAL DEATHS	799	525	433	220	1977

WORLDWIDE U.S. ACTIVE DUTY MILITARY DEATHS
 BY CAUSE OF CASUALTY AND MILITARY SERVICE
 ALL DEATHS FROM 1 JAN 1986 TO 31 DEC 1986

CAUSE OF CASUALTY	USA	USN	USAF	USMC	TOTAL
HOSTILE ACTION					
AIRCRAFT LOSS OR CRASH AT SEA	0	0	2	0	2
SUBTOTAL	0	0	2	0	2
ACCIDENT					
GUNSHOT OR SMALL ARMS FIRE	12	8	5	4	29
ARTILLERY OR ROCKET MORTAR FIRE	1	0	0	0	1
BOMB EXPLOSION	1	0	0	0	1
OTHER EXPLOSIVE DEVICE (GRENADE/MINE/BOOBY TRAP)	0	0	0	1	1
PARACHUTE ACCIDENT OR FAILURE	0	1	0	0	1
FELL OR LOST OVERBOARD (FROM A SHIP)	0	4	0	0	4
AIRCRAFT LOSS OR CRASH AT SEA	0	11	5	16	32
AIRCRAFT LOSS OR CRASH NOT AT SEA	32	19	62	15	128
VEHICLE LOSS OR ACCIDENT (EXCEPT AIRCRAFT)	332	224	153	89	798
FIRE OR BURNS	1	2	0	0	3
FALL OR JUMP	20	10	1	5	36
DROWNING	33	19	18	8	78
SUFFOCATION	3	1	2	0	6
ELECTROCUTION	5	2	1	1	9
MISADVENTURE	0	0	0	1	1
ALCOHOL ABUSE OR OVERDOSE	2	2	0	0	4
DRUG ABUSE OR OVERDOSE	5	2	2	0	9
POISONING (EXCEPT CARBON MONOXIDE)	0	2	0	0	2
POISONING - CARBON MONOXIDE	2	2	0	0	4

WORLDWIDE U.S. ACTIVE DUTY MILITARY DEATHS

BY CAUSE OF CASUALTY AND MILITARY SERVICE

ALL DEATHS FROM 1 JAN 1986 TO 31 DEC 1986

CAUSE OF CASUALTY	USA	USN	USAF	USMC	TOTAL
STRANGULATION	2	0	0	0	2
HANGING	1	3	0	0	4
OTHER	10	6	11	3	30
SUBTOTAL	462	318	260	143	1183
ILLNESS OR DISEASE					
SUFFOCATION	1	1	0	0	2
HEART ATTACK OR HEART-ASSOCIATED CONDITION	122	64	72	17	275
STROKE OR CEREBROVASCULAR ACCIDENT	4	9	2	0	15
RESPIRATORY FAILURE	4	2	2	1	9
CANCER	15	7	0	7	29
PNEUMONIA	6	1	1	0	8
HEPATITIS	2	0	0	1	3
DRUG ABUSE OR OVERDOSE	1	0	0	0	1
OTHER	15	7	13	6	41
SUBTOTAL	170	91	90	32	383
HOMICIDE - CIVIL					
GUNSHOT OR SMALL ARMS FIRE	25	15	11	6	57
DROWNING	0	0	0	1	1
STABBING	11	7	4	3	25
STROKE OR CEREBROVASCULAR ACCIDENT	0	1	0	0	1
DRUG ABUSE OR OVERDOSE	0	0	0	1	1
STRANGULATION	3	3	1	0	7

WORLDWIDE U.S. ACTIVE DUTY MILITARY DEATHS

BY CAUSE OF CASUALTY AND MILITARY SERVICE
ALL DEATHS FROM 1 JAN 1986 TO 31 DEC 1986

CAUSE OF CASUALTY	USA	USN	USAF	USMC	TOTAL
BEATING	5	4	2	1	12
SUBTOTAL	44	30	18	12	104
SUICIDE					
GUNSHOT OR SMALL ARMS FIRE	71	34	29	15	149
FIRE OR BURNS	1	0	0	0	1
FALL OR JUMP	0	1	1	2	4
DROWNING	0	1	0	0	1
SUFFOCATION	2	2	0	0	4
STABBING	1	1	0	1	3
ALCOHOL ABUSE OR OVERDOSE	0	1	0	0	1
DRUG ABUSE OR OVERDOSE	3	1	0	0	4
POISONING (EXCEPT CARBON MONOXIDE)	1	0	0	0	1
POISONING - CARBON MONOXIDE	10	6	13	2	31
STRANGULATION	2	0	0	0	2
HANGING	23	13	12	6	54
OTHER	1	0	0	0	1
SUBTOTAL	115	60	55	26	256
OTHER					
GUNSHOT OR SMALL ARMS FIRE	0	9	1	0	10
BOMB EXPLOSION	1	0	0	0	1
FALL OR JUMP	1	2	4	0	7
DROWNING	0	1	0	0	1

WORLDWIDE U.S. ACTIVE DUTY MILITARY DEATHS

BY CAUSE OF CASUALTY AND MILITARY SERVICE

ALL DEATHS FROM 1 JAN 1986 TO 31 DEC 1986

CAUSE OF CASUALTY	USA	USN	USAF	USMC	TOTAL
HEART ATTACK OR HEART-ASSOCIATED CONDITION	1	0	0	0	1
ALCOHOL ABUSE OR OVERDOSE	0	3	0	0	3
DRUG ABUSE OR OVERDOSE	0	0	1	0	1
POISONING - CARBON MONOXIDE	0	4	0	0	4
HANGING	0	1	0	0	1
OTHER	0	3	2	2	7
CAUSE NOT REPORTED	5	3	0	5	13
SUBTOTAL	8	26	8	7	49

TOTAL DEATHS

799 525 433 220 1977

Calendar Year 1987
(1 January 1987 through 31 March 1987)

WORLDWIDE U.S. ACTIVE DUTY MILITARY CASUALTIES

BY CASUALTY GROUP AND MILITARY SERVICE

ALL RECORDS FROM 1 JAN 1987 TO 31 MAR 1987

CASUALTY GROUP	USA	USN	USAF	USMC	TOTAL
CASUALTIES - CAPTURED/INTERNEED OR MISSING					

HOSTILE - CURRENT CAPTURED/INTERNEED	0	0	0	0	0
- CURRENT MISSING	0	0	0	0	0
- RMC FROM CAPTURED	0	0	0	0	0
- RMC FROM MISSING	0	0	0	0	0
NONHOSTILE - CURRENT MISSING	1	0	0	0	1
- RMC FROM MISSING	0	0	0	0	0
CASUALTIES - DEATHS					

HOSTILE - KILLED	0	0	0	0	0
- DIED OF WOUNDS	0	0	0	0	0
- DIED WHILE MISSING	0	0	0	0	0
- DIED WHILE CAPTURED	0	0	0	0	0
TOTAL HOSTILE DEATHS	0	0	0	0	0
NONHOSTILE - DIED OTHER	115	95	75	33	318
- DIED ILLNESS	47	34	22	5	108
- DIED WHILE MISSING	0	0	0	0	0
TOTAL NONHOSTILE DEATHS	162	129	97	38	426
TOTAL DEATHS	162	129	97	38	426

WORLDWIDE U.S. ACTIVE DUTY MILITARY DEATHS

BY CAUSE OF CASUALTY AND MILITARY SERVICE
ALL DEATHS FROM 1 JAN 1987 TO 31 MAR 1987

CAUSE OF CASUALTY	USA	USN	USAF	USMC	TOTAL
ACCIDENT					
GUNSHOT OR SMALL ARMS FIRE	3	0	0	0	3
PARACHUTE ACCIDENT OR FAILURE	2	0	0	0	2
AIRCRAFT LOSS OR CRASH AT SEA	0	12	0	0	12
AIRCRAFT LOSS OR CRASH NOT AT SEA	9	0	16	7	32
VEHICLE LOSS OR ACCIDENT (EXCEPT AIRCRAFT)	83	51	30	13	157
FIRE OR BURNS	0	0	0	1	1
FALL OR JUMP	3	0	0	0	3
DROWNING	2	5	2	1	10
ELECTROCUTION	0	0	1	0	1
ALCOHOL ABUSE OR OVERDOSE	2	1	0	0	3
DRUG ABUSE OR OVERDOSE	1	0	0	0	1
POISONING (EXCEPT CARBON MONOXIDE)	0	2	0	0	2
POISONING - CARBON MONOXIDE	0	1	0	0	1
OTHER	2	0	0	0	2
SUBTOTAL	87	72	49	22	230
ILLNESS OR DISEASE					
HEART ATTACK OR HEART-ASSOCIATED CONDITION	29	20	12	4	65
STROKE OR CEREBROVASCULAR ACCIDENT	3	4	2	1	10
RESPIRATORY FAILURE	2	0	3	0	5
CANCER	5	6	1	0	12
PNEUMONIA	1	1	1	0	3

WORLDWIDE U.S. ACTIVE DUTY MILITARY DEATHS

BY CAUSE OF CASUALTY AND MILITARY SERVICE
ALL DEATHS FROM 1 JAN 1987 TO 31 MAR 1987

CAUSE OF CASUALTY	USA	USN	USAF	USMC	TOTAL
ALCOHOL ABUSE OR OVERDOSE	2	0	0	0	2
OTHER	4	3	3	0	10
CAUSE NOT REPORTED	1	0	0	0	1
SUBTOTAL	47	34	22	5	108
HOMICIDE - CIVIL					
GUNSHOT OR SMALL ARMS FIRE	6	2	1	1	10
STABBING	1	1	1	2	5
STRANGULATION	6	0	0	0	6
BEATING	1	0	0	0	1
SUBTOTAL	14	3	2	3	22
SUICIDE					
GUNSHOT OR SMALL ARMS FIRE	12	7	11	5	35
FALL OR JUMP	0	1	1	0	2
DRUG ABUSE OR OVERDOSE	0	0	1	0	1
POISONING (EXCEPT CARBON MONOXIDE)	0	1	0	0	1
POISONING - CARBON MONOXIDE	0	1	2	0	3
STRANGULATION	2	0	0	0	2
HANGING	0	2	5	0	7
OTHER	0	0	1	0	1
CAUSE NOT REPORTED	0	0	1	0	1
SUBTOTAL	14	12	22	5	53

WORLDWIDE U.S. ACTIVE DUTY MILITARY DEATHS
 BY CAUSE OF CASUALTY AND MILITARY SERVICE
 ALL DEATHS FROM 1 JAN 1987 TO 31 MAR 1987

CAUSE OF CASUALTY	USA	USN	USAF	USMC	TOTAL
OTHER					
GUNSHOT OR SMALL ARMS FIRE	0	1	0	1	2
FIRE OR BURNS	0	1	0	0	1
DROWNING	0	1	0	0	1
SUFFOCATION	0	0	2	0	2
ALCOHOL ABUSE OR OVERDOSE	0	1	0	0	1
HANGING	0	2	0	0	2
CAUSE NOT REPORTED	0	2	0	2	4
SUBTOTAL	0	8	2	3	13
TOTAL DEATHS	162	129	97	38	426

GLOSSARY OF TERMS

Active Duty. Full-time duty in active military service, regardless of duration or purpose. The term includes active duty for training.

Active Duty for Training. A tour of active duty that is used for training members of the reserve components to provide trained units and qualified persons to fill the needs of the military services in time of war or national emergency and such other times as national security requires. The tour of duty is under orders that provide for return to nonactive duty status when the period of active duty for training is completed. It includes annual training, special tours of active duty for training, school tours, and the initial tour performed by nonprior service enlistees.

Casualty. Any person who is lost to the organization by reasons of having been declared dead, missing, captured, interned, wounded, injured, or seriously ill.

Hostile, Hostile Conditions or Hostile Actions. Meets the requirements of a battle casualty. A battle casualty is any casualty incurred in action. "In action" characterizes the casualty status as having been the direct result of hostile action; sustained in combat or relating thereto; or sustained going to or returning from a combat mission provided that the occurrence was directly related to hostile action. Included are persons killed or wounded mistakenly or accidentally by friendly fire directed at a hostile force or what is thought to be a hostile force. However, injuries due to the elements or self-inflicted wounds and, except in unusual cases, wounds or deaths inflicted by a friendly force while the individual is in an absent-without-leave or dropped from the rolls status or who is voluntarily absent from a place of duty are not to be considered as sustained in action and are, thereby, not to be interpreted as battle casualties.

Died. Active duty military personnel lost to their organization by reason of having been declared dead.

Missing. Active duty military personnel who are not present at their duty station due to apparent involuntary reasons and whose location is not known. Excluded are personnel who are in an absent-without-leave or deserter status or those who have been dropped from the rolls of their military service.

Captured or Interned. Active duty military personnel who have been detained as the result of action of an unfriendly military or paramilitary force in a foreign country.

Returned to Military Control (RMC). Active duty military personnel previously missing, captured, or interned who have been returned to U.S. military authority.

END

DATE
FILMED

-87