

NO-A182 929

COMBUSTION BY-PRODUCTS ON F-4 DROGUE PARACHUTES(U) AIR
FORCE OCCUPATIONAL AND ENVIRONMENTAL HEALTH LAB BROOKS
AFB TX B J POITRAST ET AL JUN 87
USAFOEHL-87-073C00253FOC


1/1

UNCLASSIFIED

F/G 6/11

NL





MICROCOPY RESOLUTION TEST CHART
NATIONAL BUREAU OF STANDARDS 1963 A

USAFOEHL REPORT
87-073C00253FOC



**COMBUSTION BY-PRODUCTS ON F-4 DROGUE
PARACHUTES**

BRUCE J. POITRAST, COLONEL, USAF, MC
WILLIAM C. KELLER, MAJOR, USAF, BSC
ROBERT G. ELVES, CAPTAIN, USAF, BSC

DTIC
ELECTE
JUL 23 1987
S D

AD-A182 929

June 1987

Final Report

Distribution is unlimited: approved for public release

USAF Occupational and Environmental Health Laboratory
Human Systems Division (AFSC)
Brooks Air Force Base, Texas 78235-5501

NOTICES

When Government drawings, specifications, or other data are used for any purpose other than a definitely related Government procurement operation, the Government thereby incurs no responsibility nor any obligation whatsoever. The fact that the Government may have formulated, or in any way supplied the said drawing, specifications, or other data, is not to be regarded by implication, or otherwise, as in any manner licensing the holder or any other person or corporation; or conveying any rights or permission to manufacture, use, or sell any patented invention that may in any way be related thereto.

The mention of trade names or commercial products in this publication is for illustration purposes and does not constitute endorsement or recommendation for use by the United States Air Force.

Do not return this copy. Retain or destroy.


Air Force installations may direct requests for copies of this report to: USAF Occupational and Environmental Health Laboratory (USAFOEHL) Library, Brooks AFB TX 78235-5501.

Other Government agencies and their contractors registered with the DTIC should direct requests for copies of this report to: Defense Technical Information Center (DTIC), Cameron Station, Alexandria VA 22314.


Non-Government agencies may purchase copies of this report from: National Technical Information Service (NTIS), 5285 Port Royal Road, Springfield VA 22161


The Public Affairs Office has reviewed this report, and it is releasable to the National Technical Information Service, where it will be available to the general public, including foreign nations.

This report has been reviewed and is approved for publication.

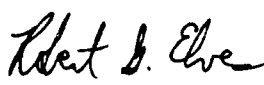

JOHN J. COUGHLIN, Colonel, USAF, BSC
Commander

Prepared By:



BRUCE J. POITRAS, Colonel, USAF, MC
Consultant, Occupational Medicine


WILLIAM C. KELLER, Major, USAF, BSC
Chief, Toxic and Radiation Hazard
Division/HSD

Prepared By:


ROBERT G. ELVES, Captain, USAF, BSC
Consultant, Environmental Toxicology

Reviewed By:


JAMES C. ROCK, Colonel, USAF, BSC
Vice Commander

UNCLASSIFIED

SECURITY CLASSIFICATION OF THIS PAGE

A13292

REPORT DOCUMENTATION PAGE

Form Approved
OMB No. 0704-0188

1a. REPORT SECURITY CLASSIFICATION Unclassified			1b. RESTRICTIVE MARKINGS			
2a. SECURITY CLASSIFICATION AUTHORITY NA			3. DISTRIBUTION / AVAILABILITY OF REPORT Distribution unlimited; approved for public release.			
2b. DECLASSIFICATION / DOWNGRADING SCHEDULE			4. PERFORMING ORGANIZATION REPORT NUMBER(S) USAFOEHL Report 87-073C00253FOC			
4. PERFORMING ORGANIZATION REPORT NUMBER(S) USAFOEHL Report 87-073C00253FOC			5. MONITORING ORGANIZATION REPORT NUMBER(S)			
6a. NAME OF PERFORMING ORGANIZATION SAF Occupational and Environmental Health Laboratory		6b. OFFICE SYMBOL (if applicable) CVO	7a. NAME OF MONITORING ORGANIZATION			
6c. ADDRESS (City, State, and ZIP Code) Brooks AFB TX 78235-5501			7b. ADDRESS (City, State, and ZIP Code)			
8a. NAME OF FUNDING / SPONSORING ORGANIZATION Same as 6a		8b. OFFICE SYMBOL (if applicable)	9. PROCUREMENT INSTRUMENT IDENTIFICATION NUMBER			
8c. ADDRESS (City, State, and ZIP Code)			10. SOURCE OF FUNDING NUMBERS			
			PROGRAM ELEMENT NO.	PROJECT NO.	TASK NO.	WORK UNIT ACCESSION NO.
11. TITLE (Include Security Classification) Combustion By-Products on F-4 Drogue Parachutes						
12. PERSONAL AUTHOR(S) Col Poittrast, Bruce J.; Maj Keller, William C.; Capt Elves, Robert						
13a. TYPE OF REPORT Final		13b. TIME COVERED FROM _____ TO _____		14. DATE OF REPORT (Year, Month, Day) June 1987		15. PAGE COUNT 7
16. SUPPLEMENTARY NOTATION						
17. COSATI CODES			18. SUBJECT TERMS (Continue on reverse if necessary and identify by block number)			
FIELD	GROUP	SUB-GROUP	Coal Tar PNA; PAH Skin Cancer			
19. ABSTRACT (Continue on reverse if necessary and identify by block number)						
Concerns of F-4 drogue parachute packers concerning cracking and peeling dry skin led to analysis of the parachutes for polynuclear aromatic hydrocarbons (PAH). F-4 drogue parachutes with varying numbers of deployments were analyzed for PAH. Results show a linear increase of PAH concentration with increasing deployments. Protective measures are suggested.						
20. DISTRIBUTION / AVAILABILITY OF ABSTRACT <input type="checkbox"/> UNCLASSIFIED/UNLIMITED <input type="checkbox"/> SAME AS RPT <input checked="" type="checkbox"/> DTIC USERS				21. ABSTRACT SECURITY CLASSIFICATION Unclassified		
22a. NAME OF RESPONSIBLE INDIVIDUAL Col Poittrast, USAFOEHL/CVO			22b. TELEPHONE (Include Area Code) (512) 536-2002		22c. OFFICE SYMBOL	

DD Form 1473, JUN 86

Previous editions are obsolete.

SECURITY CLASSIFICATION OF THIS PAGE

i

UNCLASSIFIED

ACKNOWLEDGEMENT

The authors wish to thank Mr Charles Martin for his outstanding analytical support, the numerous Bioenvironmental Engineering Sections, Environmental Health Sections and Survivability Shops that assisted in this study and Col Karen Meier for her interest and support of this study.

Accession For	
NTIS CRA&I	<input checked="" type="checkbox"/>
DTIC TAB	<input type="checkbox"/>
Unannounced	<input type="checkbox"/>
Justification	
By	
Distribution/	
Availability Codes	
Dist	Avail and/or Special
A-1	



I. INTRODUCTION

A. Purpose: The purpose of this report is to highlight a potential health problem associated with F-4 drogue parachutes and recommend protective measures. The report is prepared as the result of a request for assistance made to Toxic Hazards Division of AAMRL from the USAF Medical Center at Wright-Patterson AFB. F-4 drogue parachute packers had complained to the Medical Center of drying, cracking and peeling of their skin as a result of contact with the drogue parachutes in the packing procedure. Toxic Hazard Division's analysis of the parachutes revealed contamination with long chain alkanes. Shorter chain alkanes are also present but evaporate prior to analysis. These alkanes are present due to incomplete combustion of aircraft fuel. These alkane products are defatting and are felt to be the cause of the skin problems. AAMRL suggested that USAFOEHL should make recommendations for protective measures.

Because polycyclic aromatic hydrocarbons (PAH) are known by-products of combustion from airplane engines, drogue parachutes were analyzed for PAH. Concentrations of PAH were found on the parachutes and were found to increase directly with the number of deployments of the parachutes (Tables I and II). In addition the more heavily used parachutes had detectable amounts of N-nitroso-amines.

B. Problem: The PAH discussed in this report are the same ones that are of concern in coal tar pitch, a known human carcinogen. In animal experiments, 80% of PAH placed on the skin are absorbed and excreted within 24 hours if no attempt is made to wash them off. Washing the site immediately is practically ineffective since this reduces the amount excreted by only 20% and 60% are still excreted.

Drogue parachute packers have abraded, dry, cracked skin. PAHs are readily absorbed through intact skin. Significant amounts of PAH may be absorbed by the packers due to direct contact with contaminated parachutes.

C. Scope: This report will present data showing an increase of PAH and other substances on drogue parachutes correlating with extent of use and recommend protective measures.

II. METHODS: Samples of drogue parachutes consisting of two to four square feet of material were collected from bases in Kansas, Nebraska and Texas and placed in double zip-locked bags. The bags were then placed in an opaque envelope and kept in a freezer until analyzed. Samples shipped to USAFOEHL were frozen for storage upon receipt. One square foot of material from each sample was analyzed. Analysis was done using EPA method 625 using an HP5987 GC/MS instrument and Aquarius II software. Results are in micrograms per square foot of parachute. Preliminary studies indicated the presence of PAH in drogue parachutes and an absence of PAH in patching material used as control samples.

III. DISCUSSION: A deployment record is usually maintained with each drogue parachute; however, parachutes may be transferred among aircraft and even among units located at different bases. This use pattern precludes association of levels of PAH with any particular type of engine, aircraft or locale. As can be seen from the accompanying tables PAH totals per square foot of parachute increased from 2.64 micrograms per square foot with 4 uses to 270.17 micrograms per square foot with 85 uses. Since a drogue parachute for the F-4 is 16 ft in diameter there is a total of 54 mg of PAH on parachute No. 17, if we assume uniform distribution. Due to the manner in which drogue parachutes are packed, exposure to packers may be considerable (Figure 1). All packers we observed used bare hands and arms to fold and pack the parachutes. This required repeated hand, arm and thorax contact with the parachutes. Most areas of the parachute were contacted by the packers during the packing operation. Uniforms were covered with an easily observed layer of oily matter. Direct skin contact with the material is made with approximately 20% of the body surface, i.e., both hands and arms. An additional 13% on the chest and abdomen suffers indirect contact. Packers frequently handle as many as 6 to 8 parachutes in a given day. If the parachutes are in the range of 30 uses this constitutes a potential contact with 400 mg of PAH a day (50 mg x 8 packing operations). Typical exposures would be some fraction of this and would depend on degree of parachute contamination and packing technique. This exposure represents a significant health risk which may be readily prevented by use of personal protective equipment.

Substances have been identified in the urine which may be used for biological monitoring of PAH occupational exposure; however, the test has not yet been developed to the point of routine use for worker health evaluation.

IV. CONCLUSION: Packers of F-4 drogue parachutes come in direct and indirect contact with hazardous substances on a routine basis. The majority of this contact is easily avoided.

V. RECOMMENDATIONS: We recommend: (1) Cotton coveralls be worn at all times during the packing procedure. These coveralls should be washed on site and not taken home. (2) Appropriate hydrocarbon resistant gloves be used for the majority of the procedure. We recognize that gloves cannot be worn during the entire procedure. These simple, readily accomplished procedures should practically eliminate any risk associated with drogue parachute packing. We are investigating engineering and monitoring procedures which may eventually eliminate the need for protective equipment.

Bibliography

1. Jongeneelen, F.J.; et al. Biological Monitoring of Polycyclic Aromatic Hydrocarbons. *Scand. J. Works Environ. Health* , Vol 12, 1986.
2. Phillips, D.H.; Fifty years of Benzo(a)pyrene. *Nature*, Vol. 303, 9 June 1983.
3. Poitrast, B.J.; Polynuclear Aromatic Hydrocarbons (PAH). USAFOEHL Report 86-054C00253GCE.
4. Sanders, C.L., C. Skinner, R.A. Gelman; Percutaneous Absorption of Benzo(a)pyrene and Dimethylbenz(a)anthracene in Mice. *Environmental Research*, Vol. 33, 1984.
5. Zedeck, M.L. Polycyclic Aromatic Hydrocarbons, A Review. *Environmental Pathology and Toxicology*. Vol. 3, 1984.

Table I

Comparison of Drogue Parachute Deployments and
PAH Contamination

Number of uses	4	<20	15	85	>70	80
Parachute Number	4	9	12	14	15	17
Compound						
Naphthalene		3.16		5.66	15.52	22.00
fluorene	0.08				4.65	8.49
Phenanthrene		1.23		4.51	21.65	14.92
fluoranthene	0.4		2.85	13.84	27.76	17.35
anthracene	1.22	1.85	0.47	6.43	27.69	22.72
Pyrene	0.40	1.83	4.74	16.14	37.57	25.76
chrysene			0.80	11.13		15.43
benzo(a)- anthracene		0.26	1.80	5.08	24.15	22.46
benzo(b)- fluoranthene				19.19	30.67	41.87
benzo(k)- fluoranthene				23.57	37.48	51.56
benzo(a)pyrene	0.54			21.19	26.37	20.84
benzo(ghi)- perylene				6.35	0.93	7.18
indeno(1,2,3-cd)- pyrene			Trace	2.00	Trace	Trace
Total	2.64	8.33	10.68	135.19	254.44	270.17
other compounds found						
N-Nitroso-Di-N- Propylamine			10	10	14	12
N-Nitrosodi- phenylamine				0.75	1	

Results are in micrograms/ft² of parachute

Table II. Analytical Results for All Samples*

Parachute Number Compound	1	2	3	4	5	6	7	8	9	10	11	12	13	14	15	65	70	80	
Naphthalene	1.47				35.70	3.97	7.76	6.99	3.16	3.79	5.42			1.42		5.66	15.32	30.93	22.00
Fluorene	0.86				7.64		3.28										4.65	9.13	8.49
Phenanthrene					9.17	2.50	7.39	5.16	1.23	6.81	7.31					4.51	21.65	15.73	14.92
Fluoranthene	4.20				7.73	4.09	5.98	5.25		1.05	13.85	2.85	2.83	13.84	27.76	23.33	17.35		
Anthracene	3.13				8.64	1.22	9.80	4.24	8.18	5.07	13.40	0.47	1.11	6.43	27.69	20.88	22.72		
Pyrene	6.90				20.97	0.40	12.49	5.24	9.15	6.18	1.83	11.11	20.08	4.76	4.81	16.14	37.57	36.77	25.76
Chrysene †					1.83	14.07		6.38	5.15	5.91	7.28			8.56	9.74	0.80	3.47	29.93	15.43
benzo(a)anthra-cene	2.52	0.69																	
benzo(b)fluor-ant-hene		1.28	14.37																
benzo(k)fluor-ant-hene		1.56	17.56																
benzo(a)pyrene †		2.89	11.41	0.54	4.16	8.14	11.42	9.15			12.53					20.98	23.57	37.48	51.16
benzo(ghi)perylene		0.45	5.63		2.38			2.79			1.05	1.88				11.03	21.19	26.37	20.84
Indeno(1,2,3-cd)-pyrene		Trace	Trace													0.35	6.35	0.93	2.54
Total	19.08	12.15	131.71	2.64	122.26	44.78	78.22	51.32	8.33	38.23	92.92	10.68	73.79	135.19	294.44	200.11	270.17		
Other Compounds found																			
N-Nitroso-Di-N-t Propylamine																			
N-Nitrosodiphenylamine †																10	10	14	12

* Control Samples were negative for PAH

† Results are in micrograms/ft.² of parachute number of uses unknown except as indicated

‡ Listed in Table A3, Compilation of Substances classified as Carcinogens in Documentation of the Threshold Limit values, 5th ed.

Distribution List

	Copies
HQ AFSC/SGPB Andrews AFB DC 20334-5000	1
HQ USAF/SGPA Bolling AFB DC 20332-6188	1
AAMRL/TH Wright-Patterson AFB OH 45433-6573	1
USAF Regional Medical Center Wiesbaden/SGB APO New York 09220-5300	1
OL AD, USAFOEHL APO San Francisco 96274-5000	1
USAFSAM/TSK Brooks AFB TX 78235-5301	1
Defense Technical Information Center (DTIC) Cameron Station Alexandria VA 22319	2
HQ AFLC/SGPB Wright-Patterson AFB OH 45433-5001	10
HQ TAC/SGPB Langley AFB VA 23665-5001	10
HQ USAFE/SGPB APO New York 09012-5001	10
HQ PACAF/SGPB Hickam AFB HI 96853-5001	10
HQ AFRES/SGPB Robins AFB GA 31098-6001	20
ANGSC/SGPB Andrews AFB MD 20331-6008	20

END

8-87

DTIC