

AD-A103 278

PENTACHLORO(VINYLOXY)CYCLOTRIPHOSPHAZENES(U) VERMONT  
UNIV BURLINGTON DEPT OF CHEMISTRY C W ALLEN ET AL.  
24 JUL 87 TR-6 N00014-85-K-0558


1/1

UNCLASSIFIED

F/G 7/3

NL





12

DTIC FILE COPY

OFFICE OF NAVAL RESEARCH

Contract NO0014-85-K-0558

R&T Code 413C012-01

TECHNICAL REPORT NO. 6

Pentachloro(vinyloxy)cyclotriphosphazenes

by

Christopher W. Allen, Kolikkara Ramachandran and Douglas E. Brown

Accepted for Publication

in

Inorganic Syntheses

University of Vermont  
Department of Chemistry  
Burlington, VT 05405

July 24, 1987

DTIC  
ELECTE  
S JUL 31 1987 D  
G&E

AD-A183 278

Reproduction in whole or in part is permitted for any purpose of the United States Government.

This document has been approved for public release and sale; its distribution is unlimited.

|                    |                                     |
|--------------------|-------------------------------------|
| Accession For      |                                     |
| NTIS GRA&I         | <input checked="" type="checkbox"/> |
| DTIC TAB           | <input type="checkbox"/>            |
| Unannounced        | <input type="checkbox"/>            |
| Justification      |                                     |
| By _____           |                                     |
| Distribution/      |                                     |
| Availability Codes |                                     |
| Dist               | Avail and/or Special                |
| A-1                |                                     |

DTIC  
COPY  
INSPECTED  
6

87 2 29 006

AD-A183278

REPORT DOCUMENTATION PAGE

| <p>1a REPORT SECURITY CLASSIFICATION<br/><b>Unclassified</b></p>   |  | <p>1b RESTRICTIVE MARKINGS</p>  |  |                     |             |             |                        |   |        |         |  |
|--|--|---|--|---------------------|-------------|-------------|------------------------|---|--------|---------|--|
| <p>2a SECURITY CLASSIFICATION AUTHORITY</p>  |  | <p>3 DISTRIBUTION / AVAILABILITY OF REPORT<br/>Available for public release.<br/>Distribution unlimited</p>   |  |                     |             |             |                        |   |        |         |  |
| <p>2b DECLASSIFICATION / DOWNGRADING SCHEDULE</p>  |  | <p>4. PERFORMING ORGANIZATION REPORT NUMBER(S)<br/><b>Technical Report 6</b></p>  |  |                     |             |             |                        |   |        |         |  |
| <p>4. PERFORMING ORGANIZATION REPORT NUMBER(S)<br/><b>Technical Report 6</b></p>   |  | <p>5. MONITORING ORGANIZATION REPORT NUMBER(S)</p>  |  |                     |             |             |                        |   |        |         |  |
| <p>6a. NAME OF PERFORMING ORGANIZATION<br/><b>University of Vermont</b></p>  | <p>6b. OFFICE SYMBOL<br/>(If applicable)</p>     | <p>7a. NAME OF MONITORING ORGANIZATION<br/><b>ONR</b></p>   |  |                     |             |             |                        |   |        |         |  |
| <p>6c. ADDRESS (City, State, and ZIP Code)<br/>Department of Chemistry<br/>Cook Physical Science Building<br/>Burlington, Vermont 05405</p>  |  | <p>7b. ADDRESS (City, State, and ZIP Code)<br/>Office of Naval Research<br/>Arlington, VA 22217</p>   |  |                     |             |             |                        |   |        |         |  |
| <p>8a. NAME OF FUNDING / SPONSORING ORGANIZATION<br/><b>ONR</b></p>  | <p>8b. OFFICE SYMBOL<br/>(If applicable)</p>     | <p>9. PROCUREMENT INSTRUMENT IDENTIFICATION NUMBER</p>  |  |                     |             |             |                        |   |        |         |  |
| <p>8c. ADDRESS (City, State, and ZIP Code)<br/>Office of Naval Research<br/>800 N. Quincy<br/>Arlington, VA 22217</p>  |  | <p>10. SOURCE OF FUNDING NUMBERS</p> <table border="1" style="width:100%; border-collapse: collapse;"> <tr> <td style="width:25%;">PROGRAM ELEMENT NO.</td> <td style="width:25%;">PROJECT NO.</td> <td style="width:25%;">TASK NO. NR</td> <td style="width:25%;">WORK UNIT ACCESSION NO</td> </tr> <tr> <td>N0014-85</td> <td>K-0558</td> <td>413C012</td> <td></td> </tr> </table> |  | PROGRAM ELEMENT NO. | PROJECT NO. | TASK NO. NR | WORK UNIT ACCESSION NO | N0014-85  | K-0558 | 413C012 |  |
| PROGRAM ELEMENT NO.  | PROJECT NO.                                      | TASK NO. NR   | WORK UNIT ACCESSION NO                 |                     |             |             |                        |   |        |         |  |
| N0014-85   | K-0558   | 413C012   |  |                     |             |             |                        |   |        |         |  |
| <p>11. TITLE (Include Security Classification)<br/><b>Pentachloro (vinylxy) cyclotriphosphazenes</b></p>   |  |   |  |                     |             |             |                        |   |        |         |  |
| <p>12. PERSONAL AUTHOR(S)<br/><b>Christopher W. Allen, Kolikkara Ramachandran and Douglas E. Brown</b></p>   |  |   |  |                     |             |             |                        |   |        |         |  |
| <p>13a. TYPE OF REPORT<br/><b>Prepri</b></p>   | <p>13b. TIME COVERED<br/>FROM _____ TO _____</p> | <p>14. DATE OF REPORT (Year, Month, Day)<br/><b>1987/7/24</b></p>   | <p>15. PAGE COUNT<br/><b>6</b></p>     |                     |             |             |                        |   |        |         |  |
| <p>16. SUPPLEMENTARY NOTATION<br/><b>Accepted for publication in Inorganic Syntheses</b></p>   |  |   |  |                     |             |             |                        |   |        |         |  |
| <p>17 COSATI CODES</p> <table border="1" style="width:100%; border-collapse: collapse;"> <tr> <th style="width:33%;">FIELD</th> <th style="width:33%;">GROUP</th> <th style="width:33%;">SUB-GROUP</th> </tr> <tr> <td> </td> <td> </td> <td> </td> </tr> </table>   |  | FIELD   | GROUP                                  | SUB-GROUP           |             |             |                        | <p>18. SUBJECT TERMS (Continue on reverse if necessary and identify by block number)<br/><b>Cyclotriphosphazenes,<br/>Vinyl polymerization;</b> ←</p> |        |         |  |
| FIELD  | GROUP  | SUB-GROUP   |  |                     |             |             |                        |   |        |         |  |
|  |  |   |  |                     |             |             |                        |   |        |         |  |
| <p>19 ABSTRACT (Continue on reverse if necessary and identify by block number)</p> <p>The synthesis of pentachloro(vinylxy)cyclotriphosphazene, <math>N_3P_3Cl_5OCH=CH_2</math>, and its conversion to poly[pentachloro(vinylxy)cyclotriphosphazene, <math>[CH(ON_3P_3Cl_5)CH_2]_n</math>], are described.</p> <p><i>Keywords:</i> _____</p> |  |   |  |                     |             |             |                        |   |        |         |  |
| <p>20 DISTRIBUTION / AVAILABILITY OF ABSTRACT<br/><input checked="" type="checkbox"/> UNCLASSIFIED/UNLIMITED   <input type="checkbox"/> SAME AS RPT.   <input type="checkbox"/> DTIC USERS</p>   |  | <p>21. ABSTRACT SECURITY CLASSIFICATION<br/><b>Unclassified</b></p>   |  |                     |             |             |                        |   |        |         |  |
| <p>22a NAME OF RESPONSIBLE INDIVIDUAL<br/><b>Dr. Kenneth J. Wynne</b></p>  |  | <p>22b. TELEPHONE (Include Area Code)<br/><b>(202) 696-4410</b></p>   | <p>22c OFFICE SYMBOL<br/><b>NC</b></p> |                     |             |             |                        |   |        |         |  |

## PENTACHLORO(VINYLOXY)CYCLOTRIPHOSPHAZENES

(2,2,4,4,6-Pentachloro-6-(ethenyloxy)-1,3,5,2λ<sup>5</sup>,4λ<sup>5</sup>, 6λ<sup>5</sup>-triazatriphosphorine)

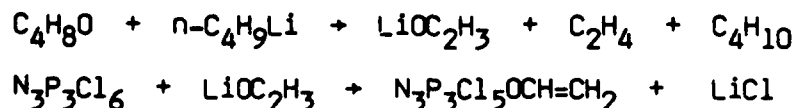
Submitted by Christopher W. Allen\*, Kolikkara Ramachandran<sup>†</sup> and  
Douglas E. Brown\*

Checked by

It has recently been found that the variety of new and useful phosphazene derivatives which are available can be expanded dramatically by incorporation of an organofunctional substituent on the phosphazene ring. The reactive center on the side chain can then serve as the site for further transformations in syntheses. This approach has been most successfully utilized with olefinic<sup>1</sup>, p-lithiophenoxy<sup>2</sup>, and p-aminophenoxy<sup>3</sup> phosphazenes. One such class of organofunctional monomers is the vinyloxy cyclophosphazenes which are available from the reaction of the enolate anion of acetaldehyde with halocyclophosphazenes.<sup>4-7</sup> The lithium enolate of acetaldehyde is conveniently obtained by metalation of tetrahydrofuran<sup>8</sup>, and the reaction of this material with hexachlorocyclophosphazene results in the formation of pentachloro-(vinyloxy)cyclophosphazene, N<sub>3</sub>P<sub>3</sub>Cl<sub>5</sub>OC<sub>2</sub>H<sub>3</sub>.<sup>4</sup> This process is described below. The conversion of this monomer to poly(pentachloro(vinyloxy)cyclophosphazene) is described in Sec. B.

### A. PENTACHLORO(VINYLOXY)CYCLOTRIPHOSPHAZENE

(2-vinyloxy-2,4,4,6,6-pentachlorocyclophosphazatriene; 2,2,4,4,6-pentachloro-6-(ethenyloxy)-1,3,5,2λ<sup>5</sup>, 4λ<sup>5</sup>, 6λ<sup>5</sup>-triazaphosphorine



### Procedure

The apparatus shown in the figure<sup>9</sup> is fitted with a magnetic stirring

\*Department of Chemistry, University of Vermont, Burlington, VT 05405

<sup>†</sup>3M Center, 3M Corporation, St. Paul, Minnesota 55144

bar, a 100-mL pressure-equalizing dropping funnel and septa on the two side arms. The glassware is assembled hot, the stopcocks are closed, and the system is flushed with nitrogen exiting through the dropping funnel to a mercury bubbler. The nitrogen flow is reduced to a minimal rate and 100-mL of dry tetrahydrofuran (THF) is placed in the apparatus. Using either a syringe or a double-ended needle, 50-mL of a 1.55M solution of butyllithium in hexanes (0.078 mole) is placed in the addition funnel and slowly added to the stirred THF. Stirring is continued overnight. A 500-mL three-necked flask is attached to the apparatus in the figure and is charged with 15.0g (0.043 mole)\* of hexachlorocyclotriphosphazene,  $N_3P_3Cl_6$ ,<sup>†</sup> and a magnetic stirring bar. Septa are fitted to the side arms, and the flask is attached to the apparatus containing the lithium enolate. The nitrogen line is removed from the side arm on the apparatus shown in the figure and connected to the flask via a syringe needle. The upper stopcock of the apparatus is opened allowing the system to be flushed with nitrogen. Approximately 100-mL of dry THF is added to the flask, and stirred until the solid dissolves. The phosphazene containing flask is immersed in an ice bath and the enolate solution is slowly added. After complete addition, the stirred reaction mixture is allowed to warm to room temperature. The solvent is removed by means of a rotary evaporator, and the resulting oily mixture is treated with activated charcoal and 200-mL of low boiling (30-60°) petroleum ether. After filtration through celite or Filter-Aid, the solvent is removed and the process is repeated with 100-mL of petroleum ether and additional activated charcoal. After removal of the solvent an oily mixture remains. Flash chromatography<sup>10</sup> is an efficient method of separating the monosubstituted derivative from materials with higher

\*The high enolate/phosphazene ratio is used to ensure reaction of all of the  $N_3P_3Cl_6$  which is difficult to separate completely from the desired product.

<sup>†</sup>Shin Nisso Kako Co., ltd. 3-1.60, Ukima, Kita-ku, Tokyo, Japan 115.

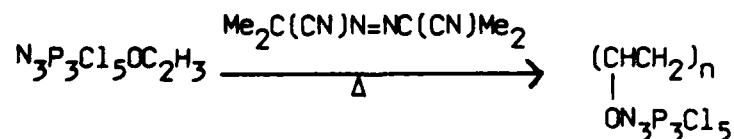
degrees of substitution. A 4 cm diameter chromatographic column fitted with a 35/20 ball joint at the top and leading to a nitrogen inlet is filled with 11cm of flash chromatography grade (~ 4 $\mu$ m average particle diameter) silica gel (Baker) in a slurry with low boiling petroleum ether. A 5.56-g sample of the crude product is placed on the column, solvent is added, the ball joint is clamped, and the nitrogen pressure is adjusted to provide a slow flow through the column. Fractions are collected in test tubes and monitored by thin layer chromatography. The first component to be eluted is the desired product, and all fractions containing this material are combined. The solvent is removed by means of rotary evaporation, kept at 40 $^{\circ}$ . Purification is effected by short path distillation at a bath temperature of 85 $^{\circ}$  (0.02 torr) to yield 2.25g of a water white liquid, bp 55-57 $^{\circ}$ . Anal. Calcd. for N<sub>3</sub>P<sub>3</sub>Cl<sub>5</sub>OC<sub>2</sub>H<sub>3</sub>: C, 6.75; H, 0.84; mol wt 353. Found: C, 6.74; H, 0.75; mol wt 353 (mass spectrum).

#### Properties

Pentachloro(vinyloxy)cyclotriphosphazene is a colorless liquid stable to atmospheric hydrolysis. It is soluble in common organic solvents. The infra red spectrum exhibits a strong phosphorus-nitrogen ring stretching band at 1220 cm<sup>-1</sup>.<sup>4</sup> The <sup>31</sup>P nmr spectrum shows resonances for  $\equiv$ PCl(OC<sub>2</sub>H<sub>3</sub>) centers at 13.2 ppm and  $\equiv$ PCl<sub>2</sub> centers at 23.4 ppm with <sup>2</sup>J<sub>PNP</sub> = 64Hz.<sup>4</sup>

#### B. POLY [PENTACHLORO(VINYLOXY)CYCLOTRIPHOSPHAZENE]

(poly [(2-vinyloxy-2,4,4,6,6-pentachlorocyclotriphosphazatriene)]); poly [1-[2,2,4,4,6-pentachloro-1,3,5,2 $\lambda^5$ ,4 $\lambda^5$ ,6 $\lambda^5$ -triaztriphosphorine]



Polymerization through the vinyl function in pentachloro(vinyloxy)cyclotriphosphazene can be accomplished under radical initiation conditions. The presence of moisture and (vinyloxy)phosphazenes with degrees of substitution

greater than one must be avoided in that the former can effect chain transfer and the latter results in the formation of cross-linked materials.

### Procedure

A 2.25-g sample of pentachloro(vinyloxy)cyclotriphosphazene is distilled at 0.02 torr from  $P_4O_{10}$  to a flask containing 0.02g 2,2<sup>1</sup>-azobis(2-methylpropane-nitrile) (azobis(isobutyronitrile) (AIBN)).\*\* After distillation, the stopcock leading to the vacuum system is closed, and the flask (still attached to the distillation apparatus) is placed in a constant temperature bath at 60°. The flask is occasionally swirled to aid in dissolution of AIBN and to recover AIBN which condenses on the upper walls of the flask. The transition to a very viscous medium occurs in approximately two hours. At this point, the mixture is dissolved in 50-ml of dichloromethane and the resulting solution is dropped slowly down the wall of a 400-ml beaker containing 200-ml of stirred methanol. The polymer is allowed to settle, and most of the solvent is decanted. Approximately 200-ml of additional methanol is added and then decanted after the polymer has settled. The polymer is isolated by filtration through coarse filter paper, dried in an oven at 50°, and then placed in vacuo (0.02 torr) overnight. A yield of 0.27g (12% conversion) is obtained. Conversions of 10-20% are typically achieved with higher conversions being possible with extended reaction times. Anal. Calcd. for  $N_3P_3Cl_5OC_2H_3$ : C, 6.75; H, 0.84. Found: C, 7.16; H, 0.93.

### Properties

Poly[pentachloro(vinyloxy)cyclotriphosphazene] is a white solid which is stable to atmospheric hydrolysis. It is soluble in toluene, dichloromethane etc., and can be cast into flexible thin films. Molecular weights will vary with experimental conditions with  $M_n$  as high as  $2.85 \times 10^6$  (membrane osmometry) being observed. Thermal decomposition of the polymer is a complex process, with

\*\*AIBN is purified by vacuum sublimation at ambient temperature.

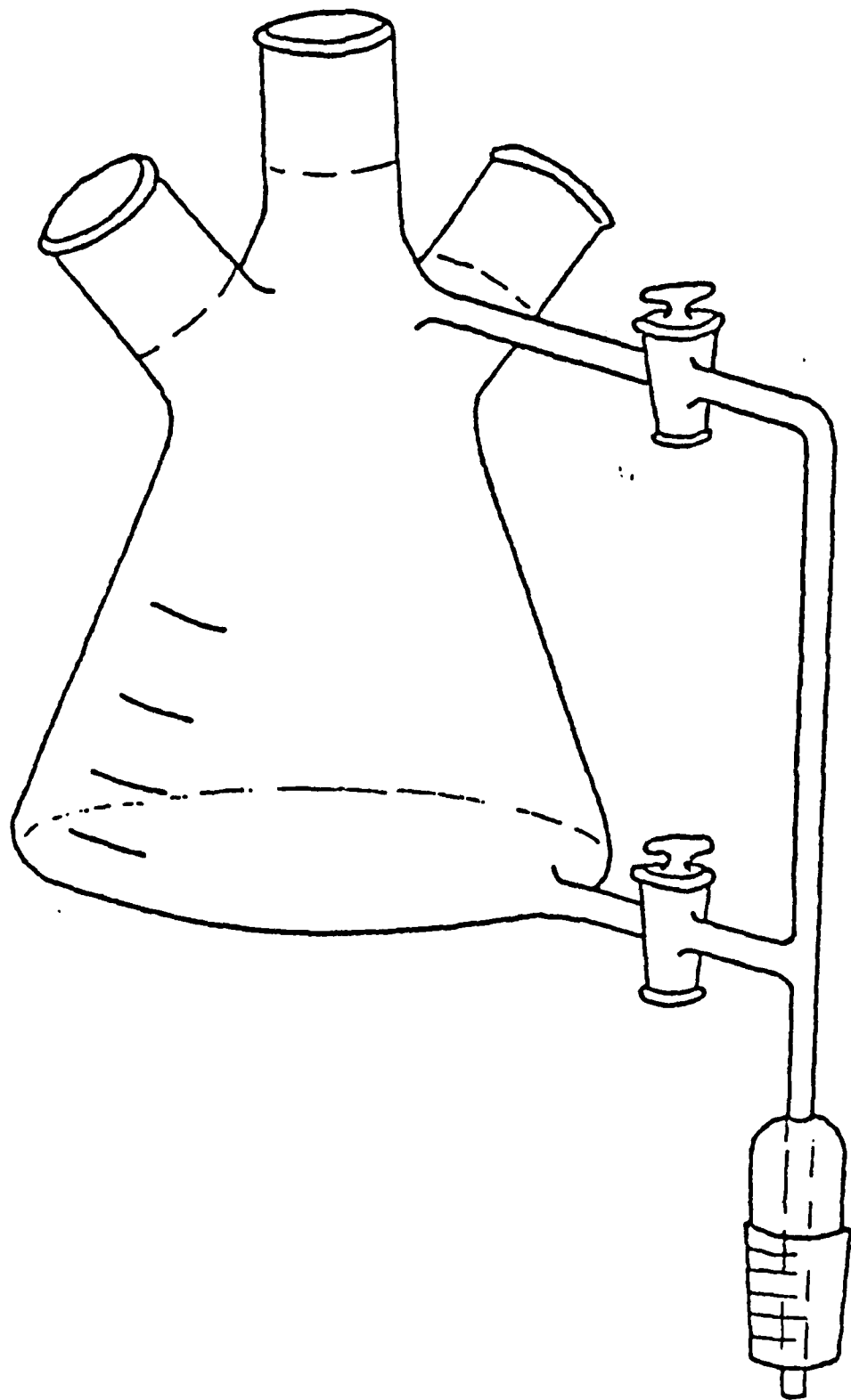
the first stage being elimination of HCl starting around 180<sup>0</sup>. Nucleophilic substitution reactions on the cyclophosphazene groups in the polymer allow for the synthesis of a broad range of related polymers.

#### Acknowledgment

This work was supported in part by the Office of Naval Research.

#### References

1. C.W. Allen, J. Polym. Sci. Polym. Sym., 70, 79 (1983).
2. H.R. Allcock, T.L. Evans, and T.J. Fuller, Inorg. Chem., 19, 1026 (1980).
3. H.R. Allcock, P.E. Austin and T.R. Rakowsky, Macromolecules, 14, 1622 (1981); H.R. Allcock, W.C. Hymer, and P.E. Austin, Macromolecules, 16, 1401 (1983).
4. C.W. Allen, K. Ramachandran, R.P. Bright and J.C. Shaw, Inorg. Chim. Acta, 64, L109 (1982).
5. K. Ramachandran and C.W. Allen, Inorg. Chem., 22, 1445 (1983).
6. P.J. Harris, M.A. Schwalke, V. Liu, and B.L. Fisher, Inorg. Chem. 22, 1812 (1983).
7. C.W. Allen and R.P. Bright, Inorg. Chim. Acta., 99, 107 (1985).
8. R.B. Bates, L.M. Kroposki and L.M. Potter, J. Org. Chem., 37, 560 (1972).
9. C.W. Allen, R.P. Bright, J.L. Desorcie, J.A. MacKay, and K. Ramachandran, J. Chem. Educ., 57, 564 (1980).
10. W.C. Still, M. Kahn, and A. Mitra, J. Org. Chem., 43, 2923 (1978).



TECHNICAL REPORT DISTRIBUTION LIST, GEN

|   | <u>No.<br/>Copies</u> |  | <u>No.<br/>Copies</u> |
|---|-----------------------|--|-----------------------|
| Office of Naval Research<br>Attn: Code 1113<br>800 N. Quincy Street<br>Arlington, Virginia 22217-5000                             | 2                     | Dr. David Young<br>Code 334<br>NORDA<br>NSTL, Mississippi 39529  | 1                     |
| Dr. Bernard Duda<br>Naval Weapons Support Center<br>Code 50C<br>Crane, Indiana 47522-5050   | 1                     | Naval Weapons Center<br>Attn: Dr. Ron Atkins<br>Chemistry Division<br>China Lake, California 93555             | 1                     |
| Naval Civil Engineering Laboratory<br>Attn: Dr. R. W. Drisko, Code L52<br>Port Hueneme, California 93401                          | 1                     | Scientific Advisor<br>Commandant of the Marine Corps<br>Code RD-1<br>Washington, D.C. 20380                    | 1                     |
| Defense Technical Information Center<br>Building 5, Cameron Station<br>Alexandria, Virginia 22314                                 | 12<br>high<br>quality | U.S. Army Research Office<br>Attn: CRD-AA-IP<br>P.O. Box 12211<br>Research Triangle Park, NC 27709             | 1                     |
| DTNSRDC<br>Attn: Dr. H. Singerman<br>Applied Chemistry Division<br>Annapolis, Maryland 21401                                      | 1                     | Mr. John Boyle<br>Materials Branch<br>Naval Ship Engineering Center<br>Philadelphia, Pennsylvania 19112        | 1                     |
| Dr. William Tolles<br>Superintendent<br>Chemistry Division, Code 6100<br>Naval Research Laboratory<br>Washington, D.C. 20375-5000 | 1                     | Naval Ocean Systems Center<br>Attn: Dr. S. Yamamoto<br>Marine Sciences Division<br>San Diego, California 91232 | 1                     |

END

9-87

Dtic