

AD-A185 117

A STUDY OF THE INTERACTION OF LASER LIGHT WITH LIQUID
PROPELLANT DROPS(U) ARMY BALLISTIC RESEARCH LAB
ABERDEEN PROVING GROUND MD R A BEYER ET AL. 07 APR 87

1/1


UNCLASSIFIED

DRL-MR-3579

F/G 19/1

NL





AD-A185 117

AD



MEMORANDUM REPORT BRL-MR-3579

DTIC
ELECTE
SEP 23 1987
S D
CD

A STUDY OF THE INTERACTION OF
LASER LIGHT WITH LIQUID
PROPELLANT DROPS

RICHARD A. BEYER
LINDA C. MAAS

APRIL 7, 1987

APPROVED FOR PUBLIC RELEASE; DISTRIBUTION UNLIMITED.

US ARMY BALLISTIC RESEARCH LABORATORY
ABERDEEN PROVING GROUND, MARYLAND

Destroy this report when it is no longer needed.
Do not return it to the originator.

Additional copies of this report may be obtained
from the National Technical Information Service,
U. S. Department of Commerce, Springfield, Virginia
22161.

The findings in this report are not to be construed as an official
Department of the Army position, unless so designated by other
authorized documents.

The use of trade names or manufacturers' names in this report
does not constitute indorsement of any commercial product.

ADA185117

REPORT DOCUMENTATION PAGE

Form Approved
OMB No 0704 0188
Exp Date Jun 30, 1986

1a. REPORT SECURITY CLASSIFICATION
Unclassified

1b. RESTRICTIVE MARKINGS

2a. SECURITY CLASSIFICATION AUTHORITY

3. DISTRIBUTION / AVAILABILITY OF REPORT

2b. DECLASSIFICATION / DOWNGRADING SCHEDULE

4. PERFORMING ORGANIZATION REPORT NUMBER(S)

5. MONITORING ORGANIZATION REPORT NUMBER(S)

6a. NAME OF PERFORMING ORGANIZATION
US Army Ballistic Research
Laboratory

6b. OFFICE SYMBOL
(if applicable)
SLCBBR-I

7a. NAME OF MONITORING ORGANIZATION

6c. ADDRESS (City, State, and ZIP Code)
Aberdeen Proving Ground, MD 21005-5066

7b. ADDRESS (City, State, and ZIP Code)

8a. NAME OF FUNDING / SPONSORING
ORGANIZATION

8b. OFFICE SYMBOL
(if applicable)

9. PROCUREMENT INSTRUMENT IDENTIFICATION NUMBER

8c. ADDRESS (City, State, and ZIP Code)

10. SOURCE OF FUNDING NUMBERS			
PROGRAM ELEMENT NO.	PROJECT NO.	TASK NO.	WORK UNIT ACCESSION NO.
62618A	AH80		

11. TITLE (Include Security Classification)
A STUDY OF THE INTERACTION OF LASER LIGHT WITH LIQUID PROPELLANT DROPS

12. PERSONAL AUTHOR(S)
Richard A. Beyer and Linda C. Maas*

13a. TYPE OF REPORT
Final

13b. TIME COVERED
FROM Apr86 TO Jul86

14. DATE OF REPORT (Year, Month, Day)

15. PAGE COUNT

16. SUPPLEMENTARY NOTATION
*BRL Summer Employee.

17. COSATI CODES		
FIELD	GROUP	SUB-GROUP
21	09.1	
21	02	

18. SUBJECT TERMS (Continue on reverse if necessary and identify by block number)
Liquid Propellants, Hydroxylammonium Nitrate, Laser, Pyrolysis

19. ABSTRACT (Continue on reverse if necessary and identify by block number)
The interaction of liquid propellant drops with the beam from a modest power carbon dioxide laser has been used to observe evidence of strong internal circulation and corresponding instability of these drops. The drops appear to relax, but characteristic times may extend to as much as 0.1 sec. The drops are found to break up under relatively small perturbations when highly circulating. The implications in gun environments where interdrop collisions may occur shortly after drop formation, as well as the potential importance to possible research configurations, are discussed.

20. DISTRIBUTION / AVAILABILITY OF ABSTRACT
 UNCLASSIFIED/UNLIMITED SAME AS RPT. DTIC USERS

21. ABSTRACT SECURITY CLASSIFICATION
Unclassified

22a. NAME OF RESPONSIBLE INDIVIDUAL
Dr. Richard A. Beyer


22b. TELEPHONE (Include Area Code)
301-278-6643

22c. OFFICE SYMBOL
SLCBBR-IB-I

TABLE OF CONTENTS

	<u>Page</u>
LIST OF FIGURES.....	5
I. INTRODUCTION.....	7
II. APPARATUS.....	7
III. OBSERVATIONS.....	7
IV. DISCUSSION.....	10
V. CONCLUSION.....	13
ACKNOWLEDGMENT.....	14
REFERENCES.....	15
DISTRIBUTION LIST.....	17

Accession For	
NTIS CRA&I	<input checked="" type="checkbox"/>
DTIC TAB	<input type="checkbox"/>
Unannounced	<input type="checkbox"/>
Justification	
By	
Distribution /	
Availability Codes	
Dist	Availability Codes
A-1	



LIST OF FIGURES

<u>Figure</u>		<u>Page</u>
1	Schematic of Experimental Apparatus.....	8
2	Complex Drop Formation Sequence. Shown are (a) drop still attached to the dropper, (b) larger drop breaking away from the dumbbell, (c-e) remaining liquid pulling together to form a smaller drop, and (f) final drops with diameters of about 270 μm and 200 μm	9
3	Photographs of a Typical Drop as Impacted by the Laser Beam.....	10
4	Drop-Laser Beam Interaction at Several Heights Above the Drop Maker. Shown are (a) both parts being affected when the laser beam is focused one millimeter above the dropper tip, (b) both still strongly affected with laser moved up to two millimeters above tip, and (c) at a height of four millimeters the smaller drop passes through unaffected after the larger is still strongly perturbed.....	11
5	Schematic of Drop Evolution and Hypothesized Circulation.....	12
6	Infrared Absorption Spectrum of LP 1845.....	12

I. INTRODUCTION

The basis for detailed understanding of the interior ballistics of liquid propellant (LP) regenerative guns is intimately tied to understanding the breakup of the injected LP into drops, and the ignition and combustion behavior of the liquid propellant throughout this process. The present study is an outgrowth of our program to measure the burning phenomena of individual LP drops under controlled conditions.

In our earlier reported studies,¹ drops of LP were introduced into a hot flow at atmospheric pressure for studies of pyrolysis rates and diagnostic development for higher pressure observations. In those studies, the drops were seen to balloon and explode after a relatively small part of the volume had been consumed. It was also noted that there was a clear relationship between the drop formation history and the time of microexplosion. This observation had been made earlier for multicomponent hydrocarbon fuels,² although without any parameterization or quantification. In the present studies, attempts were made to repeat some of our earlier experiments by heating with a carbon dioxide laser operating near 10.6 μm wavelength. The liquid propellants of interest, and their components, have sufficient absorption in this region to insure substantial heating of the drops. In addition to allowing heating rates to be varied over a wide range, heating with the laser allows the possibility of selectively depositing energy in various components of the liquid through wavelength selection. This study was also expected to provide valuable data for evaluation of laser heating of these materials in high pressure static chambers.

II. APPARATUS

Materials studied were (hydroxylammonium nitrate (HAN) and LP 1845 (HAN, triethanolammonium nitrate, and water). Drops were formed from a piezo-electric drop making device which has been described in detail earlier. It allows the formation of reproducible drops on command at rates which can be varied from single drops up to a few hundred per second. Drop sizes studied were in the range from 50 to 400 micrometers in diameter. The laser used was a nominal 50 Watt flowing gas carbon dioxide laser operating at a few wavelengths near 10.6 μm . A 40 cm spectrum analyzer was used to characterize the emission wavelengths as a function of gas pressure and excitation current. Observations of the laser-droplet interaction were made with a microscope using a strobe light for back lighting to freeze the motion. Gas phase products were sampled with a 30 ml syringe and injected into an infrared absorption cell for analysis.

III. OBSERVATIONS

A schematic of the apparatus used for the majority of the reported observations is given at Figure 1. Using a 38 mm focal length lens, the multimode laser beam was focused to 0.4 mm diameter. Drops were injected into the focal region perpendicular to the laser beam. The main observation made here was that drops which had been formed in a complex mode of generation, such as shown in the sequence of Figure 2, tended to be strongly disturbed by the laser beam. Even at 8 Watts, which is an energy density of approximately

6000 watts/cm², the drops were subject to stresses that caused total breakup of the drop. A typical such interaction is shown in Figure 3. In contrast to the microexplosions observed in the convective heating, observations made with the laser power near the drop breakup threshold indicate that this breakup is the result of surface absorption of the laser energy, ablation, and subsequent impulse to the drop.

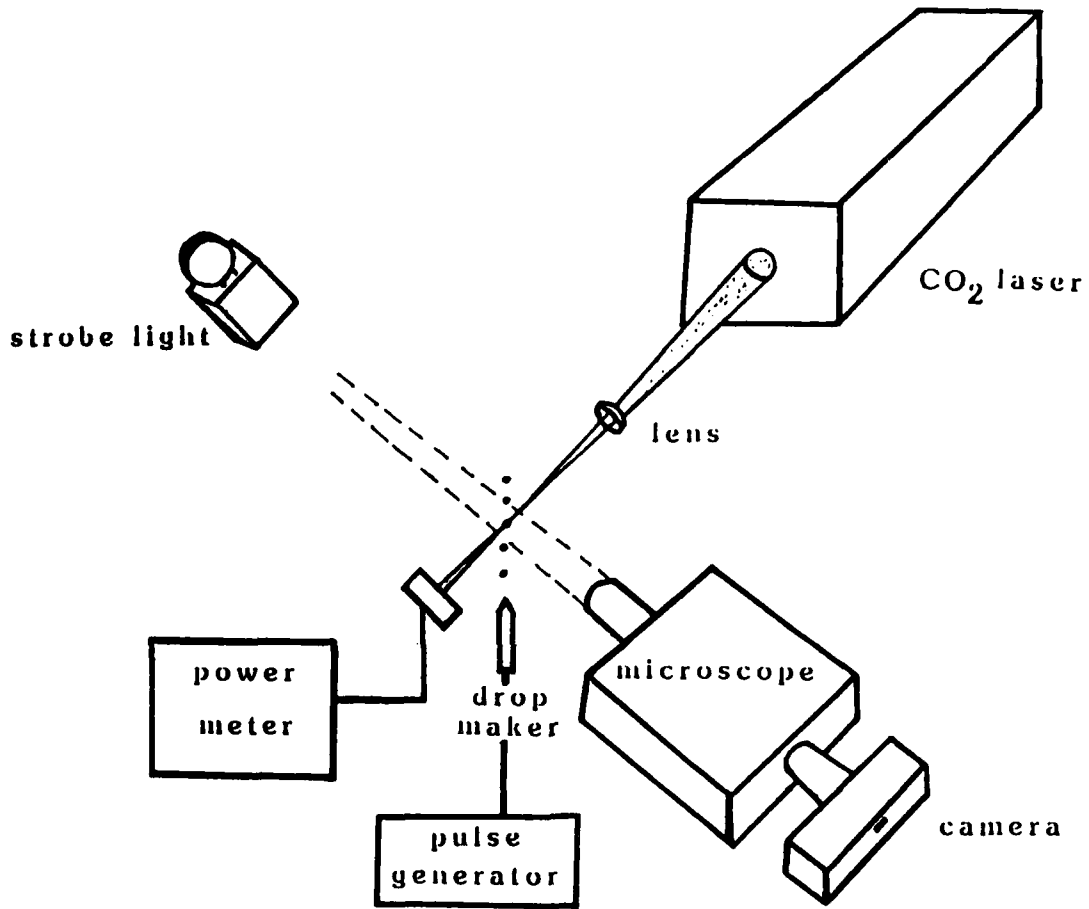


Figure 1. Schematic of Experimental Apparatus

As expected for materials with the high viscosity of these liquids, the drops relax in times which vary up to approximately 0.1 sec, but which are much shorter in most cases. A typical sequence of drop-laser interactions is shown in Figure 4. In that figure, drops are illuminated by the laser at distances of one, two, and four millimeters above the nozzle tip. As can be seen there, at the closest and intermediate distances, both drops are strongly affected. However, by the time the small drop has traversed the four millimeters to the last pictures, the small drop is sufficiently stabilized that it passes through the beam unaffected. This phenomenon has been observed in many diverse unstable drop formation configurations. While internally excited, small drops are at least equally affected by the laser light impact as are larger drops. After relaxation, the larger drops are more affected by

the laser beam than the small drops, which can often pass through the beam unaffected following a larger drop that is broken into a large number of smaller drops. Although there is great variability of the effect of the drop-laser interaction, as is expected for such events, in a typical example, a 165 μm diameter drop passing through the 8 watt laser beam was reduced to 90 μm diameter. The remainder of the liquid was in very small droplets and vapor.



Figure 2. Complex Drop Formation Sequence. Shown are (a) drop still attached to the dropper, (b) larger drop breaking away from the dumbbell, (c-e) remaining liquid pulling together to form a smaller drop, and (f) final drops with diameters of about 270 μm and 200 μm

When traversing the laser beam, drops were also seen to give off a puff of dense vapor that resembled smoke. More vapor was observed when the interaction was more violent and the drop was broken apart. This material was sampled and analyzed with an Fourier transform infrared absorption spectrometer. The analysis was consistent with the vapor being composed of water.

Drops were also irradiated with the unfocused, 6-mm diameter beam almost colinear with the drop path. Although it was difficult to obtain stability and reproducibility with this arrangement, vapor trails were seen during the time the drops were in the beam. This vapor was not sampled; it had the same appearance to the eye as that sampled, as described above. There was no evidence of drop breakup under these conditions.





Figure 3. Photographs of Typical Drops as Impacted by the Laser Beam

IV. DISCUSSION

Our interpretation of the present observations is that some of the LP drops (the "unstable" ones) are formed with substantial internal circulation. A schematic diagram of a typical event for this occurrence is shown in Figure 5. Although this is drawn for only one of several possible geometries, the high surface tension makes it very common to form drops as dumbbells or with a long extension (as fine as a few microns in diameter) to the main body of liquid. The resulting contraction into a drop almost necessarily will result in a circulation pattern such as that shown. In this study it was frequently observed that two drops joined together often split with one highly excited and the other almost totally quiescent. It is our interpretation of these observations that the rapid internal circulation, combined with an impulse on the surface from laser driven ablation of material could cause drop breakup. Because of the high viscosity and the relatively low Reynolds numbers in this work, the circulation is damped in a fraction of one second.

Interaction of the drop with the laser appears to be a surface phenomenon. An infrared absorption spectrum of LP 1845 is shown in Figure 6, along with some of the major laser lines observed with our system. Although the analysis of the vapor suggests that the energy is being absorbed primarily by the water component, this absorption curve, and that of HAN, suggest that the other components could be involved. Attempts to change the dominant laser wavelength by varying the discharge characteristics resulted in no visible change in the observed phenomena. Following the absorption of the laser energy at the surface, the ablation of the surface layer causes an impulse to the drop. For a drop that has had sufficient relaxation time, the response to this impulse will vary from a slight deformation of the drop (which damps out in a few oscillations) to total breakup at the higher beam energies. For a drop which is still in a highly circulating state, a much smaller perturbation will usually cause total drop breakup into much smaller droplets.



c



b



Figure 4. Drop-Laser Beam Interaction at Several Heights Above the Drop Maker. Shown are (a) both parts being affected when the laser beam is focused one millimeter above the dropper tip, (b) both still strongly affected with laser moved up to two millimeters above tip, and (c) at a height of four millimeters the smaller drop passes through unaffected after the larger is still strongly perturbed

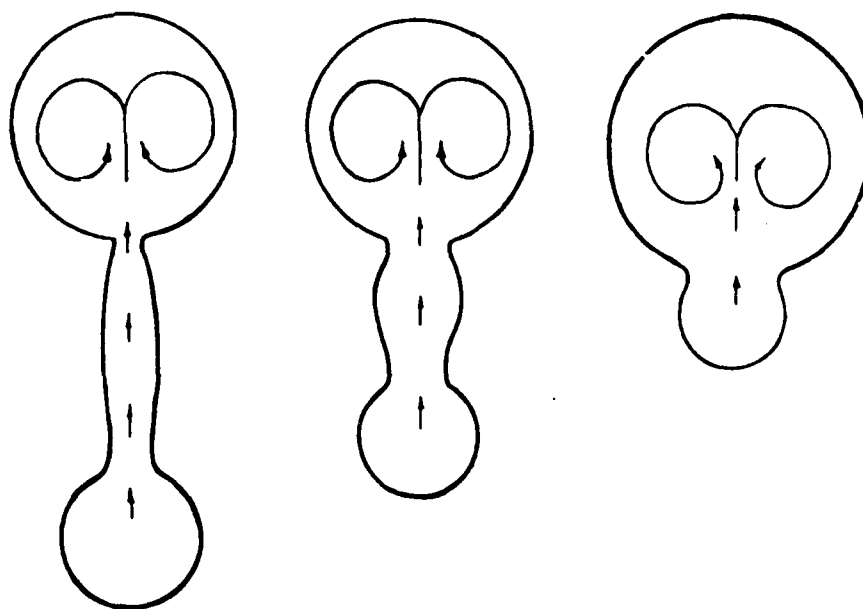


Figure 5. Schematic of Drop Evolution and Hypothesized Circulation

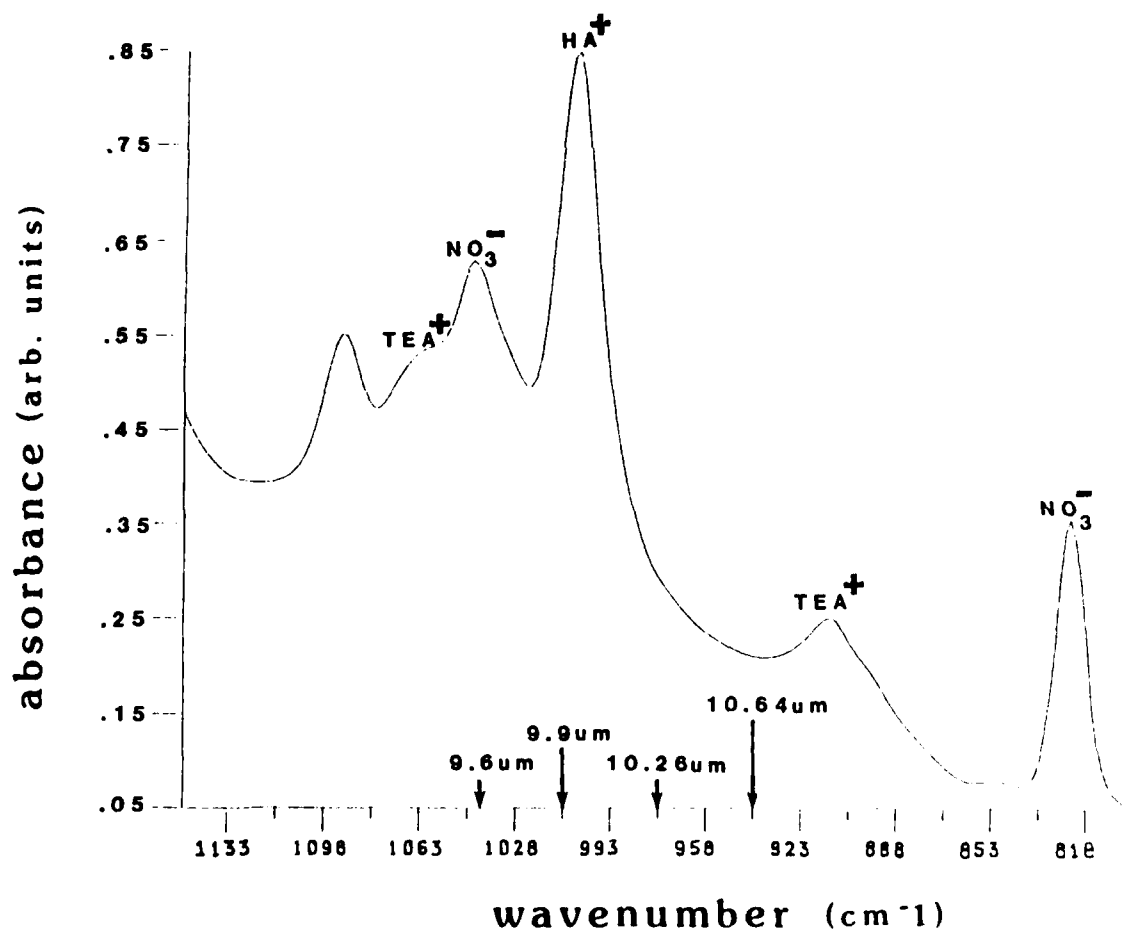


Figure 6. Infrared Absorption Spectrum of LP 1845

The relationship of these observations to the earlier reported variations in propensity to microexplode is clear but still only qualitative. A drop with significant circulation should carry heat to the interior much more quickly than from simple conduction and thus more rapidly attain the necessary internal temperature for explosion.

This study also has implications in other aspects of the LP spray phenomenology. The drops formed from liquid jet breakup are likely to possess at least some initial internal motion similar to that believed to be causing the present effects. Since this results in less drop stability, subsequent interdrop collisions will likely result in the further breakup of drops and formation of a rapidly decreasing size distribution. Thus any study of drop-drop collisions, for example should consider the relevance of measurements made after times for relaxation of the drops after formation. Of course, good estimates of the degree of internal excitation in drops formed from liquid jet breakup would be as invaluable as they are likely to be difficult to obtain. The importance of obtaining good values of liquid parameters such as surface tension and viscosity over the relevant temperature range is clear.

The significance of these observations to the possible use of this laser for heating suspended or levitated drops is not strongly encouraging. Although these drops can clearly be held long enough to relax any internal motion, the perturbation of a typical drop at only moderate laser light flux suggests that uniform illumination from multiple directions may be necessary to maintain the drop's geometric integrity as well as for heating considerations. The observations of vapor from the drops in the low energy density colinear configuration indicate that the absorption of laser energy in the focused beam probably does not involve a nonlinear process.

As can be seen in the Figure 3, the potential for some interesting studies on the effect of deposition of the laser energy in different components is strongly suggested.

V. CONCLUSION

The effect of laser irradiation of liquid propellant drops formed by a piezoelectric device has been studied. The drops show strong evidence of internal circulation which has a substantial effect on the stability of the drop following the perturbation caused by the laser beam. Drops with more circulation undergo breakup much more readily than those without. The implications for the study of drop-drop collisions and heating of drops for ignition studies are discussed.

ACKNOWLEDGMENT

Cadet First Class Debra Hower, United States Military Academy, provided invaluable assistance in this study, especially in the characterization of the laser wavelength. Dr. Pamela Duff provided the FTIR analysis of our vapor samples. Annette M. Meredith provided valuable assistance in the observations during her tenure as a University of the District of Columbia Research Apprentice at BRL. The infrared absorption spectrum of the liquid, provided by Dr. Koon Wong prior to publication, is gratefully acknowledged.

REFERENCES

1. R.A. Beyer "Atmospheric Pressure Studies of Liquid Propellant Drops in Hot Flows," BRL Technical Report in press.
2. C.H. Wang, X.Q. Liu, and C.H. Law, "Combustion and Microexplosion of Freely Falling Multicomponent Droplets," Combustion and Flame, Vol. 56, pp. 175-197, 1984.
3. K.N. Wong, BRL, private communication.

DISTRIBUTION LIST

<u>No. Of Copies</u>	<u>Organization</u>	<u>No. Of Copies</u>	<u>Organization</u>
12	Administrator Defense Technical Info Center ATTN: DTIC-DDA Cameron Station Alexandria, VA 22304-6145	1	Commander US Army Aviation Research and Development Command ATTN: AMSAV-E 4300 Goodfellow Blvd. St. Louis, MO 63120
1	HQ DA DAMA-ART-M Washington, DC 20310	1	Director US Army Air Mobility Research and Development Laboratory Ames Research Center Moffett Field, CA 94035
1	Commander US Army Materiel Command ATTN: AMCDRA-ST 5001 Eisenhower Avenue Alexandria, VA 22333-0001	4	Commander US Army Research Office ATTN: R. Ghirardelli D. Mann R. Singleton R. Shaw P.O. Box 12211 Research Triangle Park, NC 27709-2211
10	Central Intelligence Agency Office of Central Reference Dissemination Branch Room GE-47 HQS Washington, DC 20505		
1	Commander Armament R&D Center US Army AMCCOM ATTN: SMCAR-TSS Dover, NJ 07801	1	Commander US Army Communications - Electronics Command ATTN: AMSEL-ED Fort Monmouth, NJ 07703
1	Commander Armament R&D Center US Army AMCCOM ATTN: SMCAR-TDC Dover, NJ 07801	1	Commander ERADCOM Technical Library ATTN: DELSD-L, Reports Section Fort Monmouth, NJ 07703-5301
1	Director Benet Weapons Laboratory Armament R&D Center US Army AMCCOM ATTN: SMCAR-LCB-TL Watervliet, NY 12189	2	Commander Armament R&D Center US Army AMCCOM ATTN: SMCAR-LCA-G, D.S. Downs J.A. Lannon Dover, NJ 07801
1	Commander US Army Armament, Munitions and Chemical Command ATTN: SMCAR-ESP-L Rock Island, IL 61299	1	Commander Armament R&D Center US Army AMCCOM ATTN: SMCAR-LC-G, L. Harris Dover, NJ 07801

DISTRIBUTION LIST

<u>No. Of Copies</u>	<u>Organization</u>	<u>No. Of Copies</u>	<u>Organization</u>
1	Commander Armament R&D Center US Army AMCCOM ATTN: SMCAR-SCA-T, L. Stiefel Dover, NJ 07801	1	Commander US Army Development and Employment Agency ATTN: MODE-TED-SAB Fort Lewis, WA 98433
1	Commander US Army Missile Command Research, Development and Engineering Center ATTN: AMSMI-RD Redstone Arsenal, AL 35898	1	Office of Naval Research Department of the Navy ATTN: R.S. Miller, Code 432 800 N. Quincy Street Arlington, VA 22217
1	Commander US Army Missile and Space Intelligence Center ATTN: AMSMI-YDL Redstone Arsenal, AL 35898-5000	1	Commander Naval Air Systems Command ATTN: J. Ramnarace, AIR-54111C Washington, DC 20360
2	Commander US Army Missile Command ATTN: AMSMI-RK, D.J. Ifshin W. Wharton Redstone Arsenal, AL 35898	2	Commander Naval Ordnance Station ATTN: C. Irish P.L. Stang, Code 515 Indian Head, MD 20640
1	Commander US Army Missile Command ATTN: AMSMI-RKA, A.R. Maykut Redstone Arsenal, AL 35898-5249	1	Commander Naval Surface Weapons Center ATTN: J.L. East, Jr., G-23 Dahlgren, VA 22448-5000
1	Commander US Army Tank Automotive Command ATTN: AMSTA-TSL Warren, MI 48397-5000	2	Commander Naval Surface Weapons Center ATTN: R. Bernecker, R-13 G.B. Wilmot, R-16 Silver Spring, MD 20902-5000
1	Director US Army TRADOC Systems Analysis Activity ATTN: ATAA-SL White Sands Missile Range, NM 88002	1	Commander Naval Weapons Center ATTN: R.L. Derr, Code 389 China Lake, CA 93555
1	Commandant US Army Infantry School ATTN: ATSH-CD-CSO-OR Fort Benning, GA 31905	2	Commander Naval Weapons Center ATTN: Code 3891, T. Boggs K.J. Graham China Lake, CA 93555

DISTRIBUTION LIST

<u>No. Of Copies</u>	<u>Organization</u>	<u>No. Of Copies</u>	<u>Organization</u>
5	Commander Naval Research Laboratory ATTN: M.C. Lin J. McDonald E. Oran J. Shnur R.J. Doyle, Code 6110 Washington, DC 20375	1	NASA Langley Research Center Langley Station ATTN: G.B. Northam/MS 168 Hampton, VA 23365
1	Commanding Officer Naval Underwater Systems Center Weapons Dept. ATTN: R.S. Lazar/Code 36301 Newport, RI 02840	4	National Bureau of Standards ATTN: J. Hastie M. Jacox T. Kashiwagi H. Semerjian US Department of Commerce Washington, DC 20234
1	Superintendent Naval Postgraduate School Dept. of Aeronautics ATTN: D.W. Netzer Monterey, CA 93940	1	OSD/SDIO/UST ATTN: L.H. Caveny Pentagon Washington, DC 20301-7100
4	AFRPL/DY, Stop 24 ATTN: R. Corley R. Geisler J. Levine D. Weaver Edwards AFB, CA 93523-5000	1	Aerojet Solid Propulsion Co. ATTN: P. Micheli Sacramento, CA 95813
1	AFRPL/MKPB, Stop 24 ATTN: B. Goshgarian Edwards AFB, CA 93523-5000	1	Applied Combustion Technology, Inc. ATTN: A.M. Varney P.O. Box 17885 Orlando, FL 32860
1	AFOSR ATTN: J.M. Tishkoff Bolling Air Force Base Washington, DC 20332	2	Applied Mechanics Reviews The American Society of Mechanical Engineers ATTN: R.E. White A.B. Wenzel 345 E. 47th Street New York, NY 10017
1	Air Force Armament Laboratory ATTN: AFATL/DLODL Eglin AFB, FL 32542-5000	1	Atlantic Research Corp. ATTN: M.K. King 5390 Cherokee Avenue Alexandria, VA 22314
1	Air Force Weapons Laboratory AFWL/SUL ATTN: V. King Kirtland AFB, NM 87117	1	Atlantic Research Corp. ATTN: R.H.W. Waesche 7511 Wellington Road Gainesville, VA 22065

DISTRIBUTION LIST

<u>No. Of Copies</u>	<u>Organization</u>	<u>No. Of Copies</u>	<u>Organization</u>
1	AVCO Everett Rsch. Lab. Div. ATTN: D. Stickler 2385 Revere Beach Parkway Everett, MA 02149	1	General Electric Ordnance Systems ATTN: J. Mandzy 100 Plastics Avenue Pittsfield, MA 01203
1	Battelle Memorial Institute Tactical Technology Center ATTN: J. Huggins 505 King Avenue Columbus, OH 43201	2	General Motors Rsch Labs Physics Department ATTN: T. Sloan R. Teets Warren, MI 48090
1	Cohen Professional Services ATTN: N.S. Cohen 141 Channing Street Redlands, CA 92373	2	Hercules, Inc. Allegany Ballistics Lab. ATTN: R.R. Miller E.A. Yount P.O. Box 210 Cumberland, MD 21501
1	Exxon Research & Eng. Co. Government Research Lab ATTN: A. Dean P.O. Box 48 Linden, NJ 07036	1	Hercules, Inc. Bacchus Works ATTN: K.P. McCarty P.O. Box 98 Magna, UT 84044
1	Ford Aerospace and Communications Corp. DIVAD Division Div. Hq., Irvine ATTN: D. Williams Main Street & Ford Road Newport Beach, CA 92663	1	Honeywell, Inc. Government and Aerospace Products ATTN: D.E. Broden/ MS MN50-2000 600 2nd Street NE Hopkins, MN 55343
1	General Applied Science Laboratories, Inc. ATTN: J.I. Erdos 425 Merrick Avenue Westbury, NY 11590	1	IBM Corporation ATTN: A.C. Tam Research Division 5600 Cottle Road San Jose, CA 95193
1	General Electric Armament & Electrical Systems ATTN: M.J. Bulman Lakeside Avenue Burlington, VT 05401	1	IIT Research Institute ATTN: R.F. Remaly 10 West 35th Street Chicago, IL 60616
1	General Electric Company 2352 Jade Lane Schenectady, NY 12309		

DISTRIBUTION LIST

<u>No. Of Copies</u>	<u>Organization</u>	<u>No. Of Copies</u>	<u>Organization</u>
2	Director Lawrence Livermore National Laboratory ATTN: C. Westbrook M. Costantino P.O. Box 808 Livermore, CA 94550	1	Rockwell International Corp. Rocketdyne Division ATTN: J.E. Flanagan/HB02 6633 Canoga Avenue Canoga Park, CA 91304
1	Lockheed Missiles & Space Co. ATTN: George Lo 3251 Hanover Street Dept. 52-35/B204/2 Palo Alto, CA 94304	4	Sandia National Laboratories Combustion Sciences Dept. ATTN: R. Cattolica S. Johnston P. Mattern D. Stephenson Livermore, CA 94550
1	Los Alamos National Lab ATTN: B. Nichols T7, MS-B284 P.O. Box 1663 Los Alamos, NM 87545	1	Science Applications, Inc. ATTN: R.B. Edelman 23146 Cumorah Crest Woodland Hills, CA 91364
1	National Science Foundation ATTN: A.B. Harvey Washington, DC 20550	1	Science Applications, Inc. ATTN: H.S. Pergament 1100 State Road, Bldg. N Princeton, NJ 08540
1	Olin Corporation Smokeless Powder Operations ATTN: V. McDonald P.O. Box 222 St. Marks, FL 32355	3	SRI International ATTN: G. Smith D. Crosley D. Golden 333 Ravenswood Avenue Menlo Park, CA 94025
1	Paul Gough Associates, Inc. ATTN: P.S. Gough 1048 South Street Portsmouth, NH 03801	1	Stevens Institute of Tech. Davidson Laboratory ATTN: R. McAlevy, III Hoboken, NJ 07030
2	Princeton Combustion Research Laboratories, Inc. ATTN: M. Summerfield N.A. Messina 475 US Highway One Monmouth Junction, NJ 08852	1	Textron, Inc. Bell Aerospace Co. Division ATTN: T.M. Ferger P.O. Box 1 Buffalo, NY 14240
1	Hughes Aircraft Company ATTN: T.E. Ward 8433 Fallbrook Avenue Canoga Park, CA 91303	1	Thiokol Corporation Elkton Division ATTN: W.N. Brundige P.O. Box 241 Elkton, MD 21921

DISTRIBUTION LIST

<u>No. Of Copies</u>	<u>Organization</u>	<u>No. Of Copies</u>	<u>Organization</u>
1	Thiokol Corporation Huntsville Division ATTN: R. Glick Huntsville, AL 35807	1	Brigham Young University Dept. of Chemical Engineering ATTN: M.W. Beckstead Provo, UT 84601
3	Thiokol Corporation Wasatch Division ATTN: S.J. Bennett P.O. Box 524 Brigham City, UT 84302	1	California Institute of Tech. Jet Propulsion Laboratory ATTN: MS 125/159 4800 Oak Grove Drive Pasadena, CA 91103
1	TRW ATTN: M.S. Chou MSR1-1016 1 Parke Redondo Beach, CA 90278	1	California Institute of Technology ATTN: F.E.C. Culick/ MC 301-46 204 Karman Lab. Pasadena, CA 91125
1	United Technologies ATTN: A.C. Eckbreth East Hartford, CT 06108	1	University of California, Berkeley Mechanical Engineering Dept. ATTN: J. Daily Berkeley, CA 94720
3	United Technologies Corp. Chemical Systems Division ATTN: R.S. Brown T.D. Myers (2 copies) P.O. Box 50015 San Jose, CA 95150-0015	1	University of California Los Alamos Scientific Lab. P.O. Box 1663, Mail Stop B216 Los Alamos, NM 87545
2	United Technologies Corp. ATTN: R.S. Brown R.O. McLaren P.O. Box 358 Sunnyvale, CA 94086	2	University of California, Santa Barbara Quantum Institute ATTN: K. Schofield M. Steinberg Santa Barbara, CA 93106
1	Universal Propulsion Company ATTN: H.J. McSpadden Black Canyon Stage 1 Box 1140 Phoenix, AZ 85029	2	University of Southern California Dept. of Chemistry ATTN: S. Benson C. Wittig Los Angeles, CA 90007
1	Veritay Technology, Inc. ATTN: E.B. Fisher 4845 Millersport Highway P.O. Box 305 East Amherst, NY 14051-0305	1	Case Western Reserve Univ. Div. of Aerospace Sciences ATTN: J. Tien Cleveland, OH 44135

DISTRIBUTION LIST

<u>No. Of Copies</u>	<u>Organization</u>	<u>No. Of Copies</u>	<u>Organization</u>
1	Cornell University Department of Chemistry ATTN: T.A. Cool Baker Laboratory Ithaca, NY 14853	3	Pennsylvania State University Applied Research Laboratory ATTN: K.K. Kuo H. Palmer M. Micci University Park, PA 16802
1	Univ. of Dayton Rsch Inst. ATTN: D. Campbell AFRPL/PAP Stop 24 Edwards AFB, CA 93523	1	Polytechnic Institute of NY Graduate Center ATTN: S. Lederman Route 110 Farmingdale, NY 11735
1	University of Florida Dept. of Chemistry ATTN: J. Winefordner Gainesville, FL 32611	2	Princeton University Forrestal Campus Library ATTN: K. Brezinsky I. Glassman P.O. Box 710 Princeton, NJ 08540
3	Georgia Institute of Technology School of Aerospace Engineering ATTN: E. Price W.C. Strahle B.T. Zinn Atlanta, GA 30332	1	Princeton University MAE Dept. ATTN: F.A. Williams Princeton, NJ 08544
1	University of Illinois Dept. of Mech. Eng. ATTN: H. Krier 144MEB, 1206 W. Green St. Urbana, IL 61801	1	Purdue University School of Aeronautics and Astronautics ATTN: J.R. Osborn Grissom Hall West Lafayette, IN 47906
1	Johns Hopkins University/APL Chemical Propulsion Information Agency ATTN: T.W. Christian Johns Hopkins Road Laurel, MD 20707	1	Purdue University Department of Chemistry ATTN: E. Grant West Lafayette, IN 47906
1	University of Michigan Gas Dynamics Lab Aerospace Engineering Bldg. ATTN: G.M. Faeth Ann Arbor, MI 48109-2140	2	Purdue University School of Mechanical Engineering ATTN: N.M. Laurendeau S.N.B. Murthy TSPC Chaffee Hall West Lafayette, IN 47906
1	University of Minnesota Dept. of Mechanical Engineering ATTN: E. Fletcher Minneapolis, MN 55455	1	Rensselaer Polytechnic Inst. Dept. of Chemical Engineering ATTN: A. Fontijn Troy, NY 12181

DISTRIBUTION LIST

<u>No. Of Copies</u>	<u>Organization</u>
1	Stanford University Dept. of Mechanical Engineering ATTN: R. Hanson Stanford, CA 94305
1	University of Texas Dept. of Chemistry ATTN: W. Gardiner Austin, TX 78712
1	University of Utah Dept. of Chemical Engineering ATTN: G. Flandro Salt Lake City, UT 84112
1	Virginia Polytechnic Institute and State University ATTN: J.A. Schetz Blacksburg, VA 24061
1	Commandant USAFAS ATTN: ATSF-TSM-CN Fort Sill, OK 73503-5600

Aberdeen Proving Ground

Dir, USAMSAA
ATTN: AMXSU-D
AMXSU-MP, H. Cohen
Cdr, USATECOM
ATTN: AMSTE-TO-F
Cdr, CRDC, AMCCOM
ATTN: SMCCR-RSP-A
SMCCR-MU
SMCCR-SPS-IL

USER EVALUATION SHEET/CHANGE OF ADDRESS

This Laboratory undertakes a continuing effort to improve the quality of the reports it publishes. Your comments/answers to the items/questions below will aid us in our efforts.

1. BRL Report Number _____ Date of Report _____

2. Date Report Received _____

3. Does this report satisfy a need? (Comment on purpose, related project, or other area of interest for which the report will be used.) _____

4. How specifically, is the report being used? (Information source, design data, procedure, source of ideas, etc.) _____

5. Has the information in this report led to any quantitative savings as far as man-hours or dollars saved, operating costs avoided or efficiencies achieved, etc? If so, please elaborate. _____

6. General Comments. What do you think should be changed to improve future reports? (Indicate changes to organization, technical content, format, etc.) _____

CURRENT
ADDRESS

Name

Organization

Address

City, State, Zip

7. If indicating a Change of Address or Address Correction, please provide the New or Correct Address in Block 6 above and the Old or Incorrect address below.

OLD
ADDRESS

Name

Organization

Address

City, State, Zip

(Remove this sheet, fold as indicated, staple or tape closed, and mail.)

FOLD HERE


Director
US Army Ballistic Research Laboratory
ATTN: DRXBR-OD-ST
Aberdeen Proving Ground, MD 21005-5066



NO POSTAGE
NECESSARY
IF MAILED
IN THE
UNITED STATES

OFFICIAL BUSINESS
PENALTY FOR PRIVATE USE, \$300

BUSINESS REPLY MAIL
FIRST CLASS PERMIT NO 12062 WASHINGTON, DC
POSTAGE WILL BE PAID BY DEPARTMENT OF THE ARMY



Director
US Army Ballistic Research Laboratory
ATTN: DRXBR-OD-ST
Aberdeen Proving Ground, MD 21005-9989

FOLD HERE

END

11-87

DTIC