AD-A190 727 ARKHANGELSK USSR LIMITED SURFACE OBSERVATIONS CLIMATIC SUMMARY (LISOCS) PARTS A-F(U) AIR FORCE ENVIRONMENTAL TECHNICAL APPLICATIONS CENTER SCOTT A.. JAN 88 1/3

UNCLASSIFIED USAFETAC/DS-88/003 F/G 4/2 NL




MICROCOPY RESOLUTION TEST CHART
NATIONAL BUREAU OF STANDARDS-1963-

AD-A190 727

AWS TECHNICAL LIBRARY
FL 4414
SCOTT AFB, IL 62225-5458

(1)

RS 225500 USAFETAC/DS-88/003

11 JAN 1988

DTIC FILE COPY

# OPERATING LOCATION - A
# USAFETAC
## Air Weather Service (MAC)

"LIMITED SURFACE OBSERVATIONS"
CLIMATIC SUMMARY "LISOCS"

ARKHANGELSK USSR MSC #225500
N 64 35 E 040 30 ELEV 43 FT ULAA

PARTS A - F HOURS SUMMARIZED: SYNOPTIC HRS

PERIOD OF RECORD:
HOURLY OBSERVATIONS: OCT 77 - SEP 87
SUMMARY OF DAY DATA: DEC 58 - SEP 87

FEDERAL BUILDING

"Approved for public release;
Distribution Unlimited."ASHEVILLE, N.C. 28801 - 2723

JAN 08 1988
DTIC
ELECTE
FEB 04 1988
S D

88 1 29 003

**REVIEW AND APPROVAL STATEMENT**

USAFETAC/DS-88/003 ARKHANGELSK USSR (LISOCS) Jan 1988 is approved for public release. There is no objection to unlimited distribution of this document to the public at large, or by the Defense Technical Information Center (DTIC) to the National Technical Information Service (NTIS).

This document has been reviewed and is approved for publication.

FOR THE COMMANDER

WALTER S. BURGMANN
Scientific and Technical Information Program Manager

REPORT DOCUMENTATION PAGE

1a. Report Security Classification: UNCLASSIFIED

3. Distribution/Availability of Report: Approved for public release; distribution unlimited.

4. Performing Organization Report Number: USAFETAC/DS-88/003

5. Monitoring Organization Report Number: USAFETAC/DS-88/003

6a. Name of Performing Organization: USAFETAC/OL-A
6b. Office Symbol:
6c. Address: Federal Building, Asheville, NC 28801-2723

7a. Name of Monitoring Organization: USAFETAC
7b. Address: Scott AFB, IL 62225-5458

11 Title: (LISOCS) Arkhangelsk USSR.

12 Personal Author(s):

13a Type of Report: Data Summary
13b Time Covered: Dec 58-Aug 87.
14 Date of Report: Jan 88

15 Page Count: 312

17 COSATI Codes: Field--04, Group--02

18 Subject Terms: *climatology *weather meteorological conditions winds precipitation barometric pressure sky cover temperature relative humidity paychrometric data visibility ceiling Limited Surface Observations Climatic Summary(LISOCS); Arkhangelsk USSR; USSR; RS225500.

19 Abstract: A statistical data summary of surface weather observation climatology: Arkhangelsk USSR. This summary is similar to the Revised Uniform Summary of Surface Weather Observations (RUSSWO), but is based on data collected from limited-duty weather observing stations; i.e., those that take weather observations less than 24 hours a day, 7 days a week. The summary is in five parts: PART 1, Weather Conditions and Atmospheric Phenomena; PART 2, Surface Winds; PART 3,Ceiling and Visibility; PART 4, Psychrometric Summaries; and PART 5, Pressure Summaries. Note that PART 2, Precipitation, is omitted. See USAFETAC/TN-83-001 (AD132186), An Aid For Using The Revised Uniform Summary of Surface Weather Observations (RUSSWO), for complete descriptions of contents and instructions for use.

20 Distribution/Availability of Abstract: Same as report.

21 Abstract Security Classification: UNCLASSIFIED.

22a Name of Responsible Individual: Marianne L. Cavanaugh
22b Telephone: (618)256-2625.
22c Office Symbol: USAFETAC/LDD.

DD FORM 1473 UNCLASSIFIED

Accesion For
NTIS CRA&I
DTIC TAB
Unannounced
Justification
By
Distribution/
Availability Codes
Dist | Avail and/or Special
A-1

LIMITED SURFACE OBSERVATIONS CLIMATIC SUMMARY

STATION NAME: ARKHANGELSK USSR

STATION NUMBER: 225500

SUMMARIZED HOURS: SYNPOTIC 3-HOURLY

PERIOD OF RECORD

HOURLY OBSERVATIONS: OCT 77 - SEP 87

SUMMARY OF DAY DATA (TEMPERATURES ONLY): DEC 58 - SEP 87

SUMMARY OF DAY DATA (PART TIME): NONE

QUALITY INSPECTED

TIME CONVERSION LST TO GMT: -3

DATE PRODUCED: 30 DEC 87

ALL USERS OF THIS LISOCS MUST FAMILIARIZE THEMSELVES WITH THE SITE'S DATA LIMITATIONS PRIOR TO USING OR DISTRIBUTING THESE SUMMARIES. A SPECIAL CAVEAT PAGE PROVIDES IMPORTANT INFORMATION FOR ALL USERS. THIS CAVEAT PAGE IS LOCATED IN FRONT OF THE SUPPLEMENTAL SECTION.

OL-A/USAFETAC/MAC/AWS
ASHEVILLE NC 28801

LIMITED SURFACE OBSERVATIONS CLIMATIC SUMMARIES--LISOCS

HOURLY OBSERVATIONS: ALL RECORD OR RECORD SPECIAL OBSERVATIONS RECORDED ON THE AWS FORMS 10/10A AT SCHEDULED HOURLY INTERVALS.

SUPPLEMENTAL DATA: DATA DERIVED FORM EARLIER PERIODS IF AVAILABLE, AND/OR FROM ONE OR MORE REPRESENTATIVE SITES AND COMBINED BY A METEOROLOGIST.

DESCRIPTION OF SUMMARIES: PRECEDING EACH PART OF THE RUSSWO IS A BRIEF DISCUSSION OF THE SUMMARY INCLUDING THE MANNER OF PRESENTATION.

HOURLY SUMMARIES CONTAINING "TOTALS" AND "ALL HOURS" ARE ONLY FOR THOSE HOURS SUMMARIZED. IN COMPUTING THESE VALUES THE VALUES IN THE 3-HOUR TIME GROUPS WERE ADDED AND DIVIDED BY THE NUMBER OF GROUPS.

STANDARD 3-HOUR TIME GROUPS: IN ALL SUMMARIES SHOWING DIURNAL VARIATIONS, WE SUMMARIZE DATA USING THE FOLLOWING EIGHT 3-HOUR TIME PERIODS IN LOCAL STANDARD TIME: 0000-0200, 0300-0500, 0600-0800, 0900-1100, 1200-1400, 1500-1700, 1800-2000, 2100-2300 LST.

FOR A DETAILED DESCRIPTION OF EACH SUMMARY WITH EXAMPLES AND EXERCISES ON ITS USAGE, SEE USAFETAC/TN-83-001, "AN AID FOR USING THE REVISED UNIFORM SUMMARY OF SURFACE WEATHER OBSERVATIONS" (RUSSWO).

TABLE OF CONTENTS


STATION HISTORY

PART A: WEATHER CONDITIONS AND ATMOSPHERIC PHENOMENA SUMMARIES

PART B: SEE SUPPLEMENTAL DATA SECTION BELOW

PART C: SURFACE WIND SUMMARIES

PART D: CEILING VERSUS VISIBILITY AND SKY COVER SUMMARIES

PART E: TEMPERATURE AND RELATIVE HUMIDITY SUMMARIES

PART F: PRESSURE SUMMARIES

SUPPLEMENTAL DATA SECTION--SUMMARY OF DAY DATA


AWSMSC NUMBER: THIS NUMBER IS THE AIR WEATHER SERVICE MASTER STATION CATALOG NUMBER. THIS NUMBER IS COMPRISED OF THE WMO NUMBER WITH THE ADDITION OF A SUFFIX (0 THROUGH 9). IN CASES WHERE THERE IS NO DESIGNATED WMO NUMBER, A 5-DIGIT NUMBER IS CREATED IN AGREEMENT WITH WMO RULES PLUS A SIXTH DIGIT. THESE NUMBERS ARE ALSO REFERRED TO AS DATSAV OR USAFETAC NUMBERS WHICH UNIQUELY IDENTIFY MORE THAN 15,000 REPORTING STATIONS WORLD WIDE.

NOTE: THE FIRST AND LAST HOUR GROUPS MAY OR MAY NOT CONTAIN ALL THREE HOURS. SEE HOURS SUMMARIZED ON COVER OR STATION HISTORY SHEET TO DETERMINE WHICH HOURS ARE INCLUDED IN THESE TWO FOUR GROUPS.

| STATION NO ON SUMMARY | STATION NAME | LATITUDE | LONGITUDE | FIELD ELEV (FT.) | CALL SIGN | WMO NUMBER |
|---|---|---|---|---|---|---|
| 225500 | ARKHANGELSK USSR | N 64 35 | E 040 30 | 43 Ft | ULAA | 22550 |

# STATION LOCATION AND INSTRUMENTATION HISTORY

| NUMBER OF LOCATION | GEOGRAPHICAL LOCATION & NAME | TYPE OF STATION | AT THIS LOCATION | | LATITUDE | LONGITUDE | ELEVATION ABOVE MSL | | OBS PER DAY |
|---|---|---|---|---|---|---|---|---|---|
| | | | FROM | TO | | | FIELD (FT) | HT. BARO. | |
| 1. | ARKHANGELSK, USSR | FGN | OCT 77 | SEP 87 | N 64 35 | E 040 30 | 43 Ft | N/A | 8 |

| NUMBER OF LOCATION | DATE OF CHANGE | SURFACE WIND EQUIPMENT INFORMATION | | | | REMARKS, ADDITIONAL EQUIPMENT, OR REASON FOR CHANGE |
|---|---|---|---|---|---|---|
| | | LOCATION | TYPE OF TRANSMITTER | TYPE OF RECORDER | HT ABOVE GROUND | |
| | | UNKN | UNKN | UNKN | UNKN | |



CONTINUED ON REVERSE SIDE

| NUMBER OF LOCATION | DATE OF CHANGE | SURFACE WIND EQUIPMENT INFORMATION | | | | REMARKS, ADDITIONAL EQUIPMENT, OR REASON FOR CHANGE |
|---|---|---|---|---|---|---|
| | | LOCATION | TYPE OF TRANSMITTER | TYPE OF RECORDER | HT ABOVE GROUND | |
| | | | | | | |

80-0079



## WEATHER CONDITIONS AND ATMOSPHERIC PHENOMENA SUMMARIES

WEATHER CONDITIONS SUMMARY

1. A PERCENTAGE FREQUENCY OCCURRENCE SUMMARY OF VARIOUS ATMOSPHERIC PHENOMENA AND OBSTRUCTIONS TO VISION.

2. DATA BASED ON HOURLY OBSERVATIONS.

3. SUMMARIZED BY THE STANDARD 3-HOUR TIME GROUPS BY MONTH, MONTHLY AND ANNUALLY (ALL YEARS COMBINED).

DEFINITIONS:

THUNDERSTORMS: ALL REPORTED THUNDERSTORMS, TORNADOES AND WATERSPOUTS.

RAIN AND/OR DRIZZLE: ALL REPORTED RAIN AND OR DRIZZLE FALLING TO THE GROUND BUT NOT FREEZING.

FREEZING RAIN AND/OR FREEZING DRIZZLE (GLAZE): ALL REPORTED FREEZING RAIN OR FREEZING DRIZZLE.

SNOW AND/OR SLEET. SNOW INCLUDING SNOW PELLETS AND GRAINS, ICE CRYSTALS AND PELLETS. AND/OR SLEET (ICE PELLETS).

HAIL: ALL REPORTED HAIL.

ALL PRECIPITATION: THIS CATEGORY INCLUDES ALL OBSERVATIONS REPORTING PRECIPITATION. BECAUSE MORE THAN ONE TYPE OF PRECIPITATION MAY APPEAR IN A SINGLE OBSERVATION, THE SUM OF THE PERCENTAGES IN THE INDIVIDUAL COLUMNS MAY EXCEED THE PERCENTAGES IN THIS COLUMN.

FOG: ALL REPORTED FOG, ICE FOG AND GROUND FOG.

SMOKE AND/OR HAZE: ALL REPORTED SMOKE, HAZE AND ANY COMBINATION THEREOF.

BLOWING SNOW: ALL REPORTED BLOWING SNOWS INCLUDING DRIFTING WHEN REPORTED.

DUST AND/OR SAND: ALL REPORTED DUST, SAND, BLOWING DUST, BLOWING SAND AND ANY COMBINATION THEREOF. THE ATMOSPHERIC PHENOMENA SUMMARY (DAYS WITH) INCLUDES ONLY THOSE REPORTS WHEN THE PHENOMENA VISIBILITY LESS THAN 5/8 MILES (1000 METERS).

ALL OBSTRUCTIONS TO VISION: INCLUDES ALL REPORTS OF OBSTRUCTIONS TO VISION (FOG THRU DUST/SAND) AND BLOWING SPRAY. BECAUSE MORE THAN ONE PHENOMENA PER OBSERVATION MAY OCCUR, THE SUM OF THE INDIVIDUAL COLUMNS MAY EXCEED THIS COLUMN.

NOTES:

1. A VALUE IN THE TABLES OF ".0" INDICATES LESS THAN .05% OCCURRENCE WHICH IS USUALLY ONLY ONE OCCURRENCE

2. METAR STATIONS (BEGINNING IN JAN 1969) AND SYNOPTIC REPORTING STATIONS RECORDED ON THE AWS FORMS 10/10A AND TRANSMITTED LONGLINE ONLY THE HIGHEST ORDER OF ATMOSPHERIC PHENOMENA OBSERVED. BEGINNING IN JAN 1970, METAR STATIONS RECORDED ALL OBSERVED PHENOMENA BUT CONTINUED TO TRANSMIT ONLY THE HIGHEST ORDER. FOR EXAMPLE, IF THE OBSERVATION CONTAINED RAIN, FOG AND SMOKE, ALL THREE WILL APPEAR ON THE AWS FORMS 10/10A, BUT ONLY THE RAIN WAS TRANSMITTED LONGLINE. THEREFORE ONLY THE RAIN APPEARS IN OUR DATA BASE FOR HOURLY SUMMARIZATION. THIS PRACTICE EFFECTS THE PERCENTAGES IN THE TABLES.

GLOBAL CLIMATOLOGY BRANCH
USAFETAC
AIR WEATHER SERVICE/MAC

PERCENTAGE FREQUENCY OF OCCURRENCE OF WEATHER CONDITIONS
FROM HOURLY OBSERVATIONS

STATION NUMBER: 22550C STATION NAME: ARKHANGELSK USSR PERIOD OF RECORD: 78-87
MONTH: JAN

| HOURS (LST) | TSTMS | RAIN &/OR DRIZZLE | FRZING RAIN &/OR DRIZZLE | SNOW &/OR SLEET | HAIL | % OBS WITH PRECIP | FOG | SMOKE &/OR HAZE | BLOWING SNOW | DUST &/OR SAND | % OBS W/OBST TO VISION | TOTAL OBS |
|---|---|---|---|---|---|---|---|---|---|---|---|---|
| 00-02 | | .3 | | 47.5 | | 47.9 | 13.4 | | .3 | | 13.8 | 305 |
| 03-05 | | .3 | .3 | 43.4 | | 44.0 | 13.2 | | .7 | | 13.9 | 302 |
| 06-08 | | | | 42.8 | | 42.8 | 13.7 | | .3 | | 14.0 | 299 |
| 09-11 | | .7 | .4 | 37.3 | | 38.4 | 19.0 | .4 | | | 19.4 | 279 |
| 12-14 | | 1.0 | | 46.5 | | 47.5 | 18.2 | .3 | | | 18.5 | 297 |
| 15-17 | | | | 40.0 | | 40.0 | 15.7 | .3 | .3 | | 16.4 | 305 |
| 18-20 | | | .3 | 42.3 | | 42.6 | 16.7 | | .3 | | 17.0 | 305 |
| 21-23 | | .3 | | 46.7 | | 47.1 | 15.0 | | .3 | | 15.4 | 306 |
| TOTALS | | .3 | .1 | 43.3 | | 43.8 | 15.6 | .1 | .3 | | 16.1 | 2398 |

STATION NUMBER: 22550C STATION NAME: ARKHANGELSK USSR PERIOD OF RECORD: 78-87
MONTH: FEB

| HOURS (LST) | TSTMS | RAIN &/OR DRIZZLE | FRZING RAIN &/OR DRIZZLE | SNOW &/OR SLEET | HAIL | % OBS WITH PRECIP | FOG | SMOKE &/OR HAZE | BLOWING SNOW | DUST &/OR SAND | % OBS W/OBST TO VISION | TOTAL OBS |
|---|---|---|---|---|---|---|---|---|---|---|---|---|
| 00-02 | | .7 | | 41.2 | | 42.0 | 13.1 | | | | 13.1 | 274 |
| 03-05 | | 1.1 | | 41.6 | | 42.7 | 12.0 | | | | 12.8 | 274 |
| 06-08 | .4 | .7 | | 38.0 | | 38.7 | 12.0 | | | | 12.0 | 274 |
| 09-11 | | 1.2 | | 45.6 | | 46.8 | 14.7 | .4 | | | 15.1 | 252 |
| 12-14 | | .7 | | 43.3 | .4 | 44.3 | 15.2 | .4 | | .4 | 16.0 | 282 |
| 15-17 | | .7 | | 33.2 | | 33.9 | 13.0 | | | | 13.0 | 277 |
| 18-20 | | .7 | .4 | 32.2 | | 33.0 | 13.9 | | | .4 | 14.3 | 273 |
| 21-23 | | .7 | | 38.7 | | 39.4 | 11.7 | | | | 11.7 | 274 |
| TOTALS | .1 | .8 | .1 | 39.2 | .1 | 40.1 | 13.3 | .1 | | .1 | 13.5 | 2180 |

GLOBAL CLIMATOLOGY BRANCH
USAFETAC
AIR WEATHER SERVICE/MAC

PERCENTAGE FREQUENCY OF OCCURRENCE OF WEATHER CONDITIONS
FROM HOURLY OBSERVATIONS

STATION NUMBER: 22550C STATION NAME: ARKHANGELSK USSR PERIOD OF RECORD: 78-87
MONTH: MAR

| HOURS (LST) | TSTMS | RAIN &/OR DRIZZLE | FRZING RAIN &/OR DRIZZLE | SNOW &/OR SLEET | HAIL | % OBS WITH PRECIP | FOG | SMOKE &/OR HAZE | BLOWING SNOW | DUST &/OR SAND | % OBS W/OBST TO VISION | TOTAL OBS |
|---|---|---|---|---|---|---|---|---|---|---|---|---|
| 00-02 | | 1.6 | | 27.8 | | 29.1 | 16.0 | .7 | | | 16.7 | 306 |
| 03-05 | | 1.3 | | 25.0 | | 26.3 | 16.4 | .3 | | | 16.8 | 304 |
| 06-08 | | .7 | | 28.0 | | 28.6 | 23.0 | | | | 23.0 | 304 |
| 09-11 | | 1.1 | | 28.1 | | 29.1 | 20.9 | .7 | | | 21.6 | 278 |
| 12-14 | | 2.0 | | 27.1 | | 28.7 | 17.8 | 1.7 | | | 19.5 | 303 |
| 15-17 | .3 | 1.6 | | 22.4 | | 23.7 | 12.2 | 1.6 | | | 13.8 | 304 |
| 18-20 | | 2.3 | | 24.8 | | 26.7 | 8.9 | 2.0 | | | 10.9 | 303 |
| 21-23 | | 3.0 | | 22.7 | | 25.3 | 15.5 | | | | 15.5 | 304 |
| TOTALS | .0 | 1.7 | | 25.7 | | 27.2 | 16.3 | .9 | | | 17.2 | 2406 |

STATION NUMBER: 22550C STATION NAME: ARKHANGELSK USSR PERIOD OF RECORD: 78-87
MONTH: APR

| HOURS (LST) | TSTMS | RAIN &/OR DRIZZLE | FRZING RAIN &/OR DRIZZLE | SNOW &/OR SLEET | HAIL | % OBS WITH PRECIP | FOG | SMOKE &/OR HAZE | BLOWING SNOW | DUST &/OR SAND | % OBS W/OBST TO VISION | TOTAL OBS |
|---|---|---|---|---|---|---|---|---|---|---|---|---|
| 00-02 | | 6.5 | | 13.0 | | 18.8 | 10.2 | .3 | | | 10.6 | 293 |
| 03-05 | | 3.7 | | 15.0 | | 18.0 | 14.3 | .3 | | | 14.6 | 294 |
| 06-08 | | 3.4 | | 22.3 | | 25.0 | 16.9 | | | | 16.9 | 296 |
| 09-11 | | 4.1 | | 19.9 | | 23.6 | 13.7 | .7 | | | 14.4 | 271 |
| 12-14 | | 3.7 | | 12.8 | | 16.4 | 9.7 | .7 | | | 10.4 | 298 |
| 15-17 | | 5.6 | | 10.8 | .3 | 16.9 | 4.4 | 1.0 | | | 5.4 | 295 |
| 18-20 | | 5.6 | | 7.2 | | 13.0 | 4.8 | 1.7 | | | 6.5 | 292 |
| 21-23 | | 5.4 | | 11.9 | | 16.9 | 7.1 | .7 | | | 7.8 | 295 |
| TOTALS | | 4.6 | | 14.1 | .0 | 18.6 | 10.1 | .7 | | | 10.8 | 2334 |

GLOBAL CLIMATOLOGY BRANCH
USAFETAC
AIR WEATHER SERVICE/MAC

PERCENTAGE FREQUENCY OF OCCURRENCE OF WEATHER CONDITIONS
FROM HOURLY OBSERVATIONS

STATION NUMBER: 22550C STATION NAME: ARKHANGELSK USSR

PERIOD OF RECORD: 78-87
MONTH: MAY

| HOURS (LST) | TSTMS | RAIN &/OR DRIZZLE | FRZING RAIN &/OR DRIZZLE | SNOW &/OR SLEET | HAIL | % OBS WITH PRECIP | FOG | SMOKE &/OR HAZE | BLOWING SNOW | DUST &/OR SAND | % OBS W/OBST TO VISION | TOTAL OBS |
|---|---|---|---|---|---|---|---|---|---|---|---|---|
| 00-02 | | 7.5 | | 4.3 | | 11.8 | 7.5 | | | | 7.5 | 305 |
| 03-05 | | 7.9 | | 3.3 | | 11.1 | 10.2 | .3 | | | 10.5 | 305 |
| 06-08 | | 10.3 | | 6.6 | | 16.6 | 7.6 | | | | 7.6 | 302 |
| 09-11 | .3 | 8.3 | | 7.0 | | 15.2 | 4.3 | .7 | | | 5.0 | 302 |
| 12-14 | | 8.2 | | 5.2 | | 13.4 | 2.0 | .3 | | | 2.3 | 305 |
| 15-17 | .3 | 7.9 | | 5.6 | | 13.5 | 2.3 | 1.0 | | | 3.3 | 303 |
| 18-20 | | 8.4 | | 3.3 | | 11.7 | 2.0 | 1.0 | | .3 | 3.3 | 299 |
| 21-23 | .3 | 9.1 | | 3.3 | | 12.1 | 4.9 | .3 | | | 5.2 | 307 |
| TOTALS | .1 | 8.5 | | 4.8 | | 13.2 | 5.1 | .5 | | .0 | 5.6 | 2428 |

STATION NUMBER: 22550C STATION NAME: ARKHANGELSK USSR

PERIOD OF RECORD: 78-87
MONTH: JUN

| HOURS (LST) | TSTMS | RAIN &/OR DRIZZLE | FRZING RAIN &/OR DRIZZLE | SNOW &/OR SLEET | HAIL | % OBS WITH PRECIP | FOG | SMOKE &/OR HAZE | BLOWING SNOW | DUST &/OR SAND | % OBS W/OBST TO VISION | TOTAL OBS |
|---|---|---|---|---|---|---|---|---|---|---|---|---|
| 00-02 | | 11.6 | | 1.0 | .3 | 12.6 | 4.4 | | | | 4.4 | 294 |
| 03-05 | | 10.9 | | 1.4 | | 11.9 | 7.2 | | | | 7.2 | 293 |
| 06-08 | | 8.6 | | 1.7 | | 10.4 | 7.7 | | | | 7.7 | 297 |
| 09-11 | | 8.2 | | 1.0 | .3 | 9.5 | 3.1 | .3 | | | 3.4 | 294 |
| 12-14 | .3 | 11.8 | | 1.3 | .3 | 13.1 | .3 | | | | .3 | 297 |
| 15-17 | 1.7 | 12.1 | | 1.7 | .3 | 14.1 | .7 | | | | .7 | 297 |
| 18-20 | 2.0 | 13.2 | | 1.7 | | 14.9 | .3 | .7 | | | 1.0 | 295 |
| 21-23 | .3 | 11.5 | | 1.0 | | 12.5 | 2.0 | | | | 2.0 | 295 |
| TOTALS | .5 | 11.0 | | 1.4 | .2 | 12.4 | 3.2 | .1 | | | 3.3 | 2362 |

GLOBAL CLIMATOLOGY BRANCH
USAFETAC
AIR WEATHER SERVICE/MAC

PERCENTAGE FREQUENCY OF OCCURRENCE OF WEATHER CONDITIONS
FROM HOURLY OBSERVATIONS

STATION NUMBER: 22550C STATION NAME: ARKHANGELSK USSR PERIOD OF RECORD: 78-87
MONTH: JUL

| HOURS (LST) | TSTMS | RAIN &/OR DRIZZLE | FRZING RAIN &/OR DRIZZLE | SNOW &/OR SLEET | HAIL | % OBS WITH PRECIP | FOG | SMOKE &/OR HAZE | BLOWING SNOW | DUST &/OR SAND | % OBS W/OBST TO VISION | TOTAL OBS |
|---|---|---|---|---|---|---|---|---|---|---|---|---|
| 00-02 | .3 | 8.9 | | | | 8.9 | 8.2 | | | | 8.2 | 304 |
| 03-05 | .3 | 10.1 | | | | 10.1 | 11.4 | | | | 11.4 | 308 |
| 06-08 | .7 | 12.5 | | | | 12.5 | 10.2 | | | | 10.2 | 305 |
| 09-11 | | 10.7 | | | | 10.7 | 10.1 | | | | 10.1 | 307 |
| 12-14 | .3 | 11.5 | | | | 11.5 | 4.9 | .3 | | | 5.3 | 304 |
| 15-17 | 2.6 | 12.1 | | | | 12.1 | 2.6 | .3 | | | 2.9 | 306 |
| 18-20 | 2.6 | 11.3 | | | | 11.3 | 2.6 | .7 | | .7 | 4.0 | 302 |
| 21-23 | 1.3 | 10.7 | | | | 10.7 | 5.5 | .7 | | | 6.2 | 307 |
| TOTALS | 1.0 | 11.0 | | | | 11.0 | 6.9 | .3 | | .1 | 7.3 | 2443 |

STATION NUMBER: 22550C STATION NAME: ARKHANGELSK USSR PERIOD OF RECORD: 78-87
MONTH: AUG

| HOURS (LST) | TSTMS | RAIN &/OR DRIZZLE | FRZING RAIN &/OR DRIZZLE | SNOW &/OR SLEET | HAIL | % OBS WITH PRECIP | FOG | SMOKE &/OR HAZE | BLOWING SNOW | DUST &/OR SAND | % OBS W/OBST TO VISION | TOTAL OBS |
|---|---|---|---|---|---|---|---|---|---|---|---|---|
| 00-02 | .3 | 10.8 | | | | 10.8 | 9.8 | .3 | | | 10.1 | 306 |
| 03-05 | | 11.9 | | | | 11.9 | 12.5 | .7 | | | 13.2 | 303 |
| 06-08 | | 11.6 | | | | 11.6 | 18.6 | | | | 18.6 | 301 |
| 09-11 | .3 | 11.5 | | | | 11.5 | 12.1 | .7 | | | 12.8 | 305 |
| 12-14 | .3 | 11.3 | | | | 11.3 | 7.6 | 1.0 | | | 8.6 | 301 |
| 15-17 | 1.0 | 10.1 | | | | 10.1 | 3.2 | | | | 3.2 | 308 |
| 18-20 | .3 | 10.7 | | | | 10.7 | 4.7 | .3 | | | 5.0 | 300 |
| 21-23 | .3 | 12.8 | | | | 12.8 | 6.9 | | | | 6.9 | 305 |
| TOTALS | .3 | 11.3 | | | | 11.3 | 9.4 | .4 | | | 9.8 | 2429 |

GLOBAL CLIMATOLOGY BRANCH
USAFETAC
AIR WEATHER SERVICE/MAC

PERCENTAGE FREQUENCY OF OCCURRENCE OF WEATHER CONDITIONS
FROM HOURLY OBSERVATIONS

STATION NUMBER: 22550C STATION NAME: ARKHANGELSK USSR PERIOD OF RECORD: 78-87
MONTH: SEP

| HOURS (LST) | TSTMS | RAIN &/OR DRIZZLE | FRZING RAIN &/OR DRIZZLE | SNOW &/OR SLEET | HAIL | % OBS WITH PRECIP | FOG | SMOKE &/OR HAZE | BLOWING SNOW | DUST &/OR SAND | % OBS W/OBST TO VISION | TOTAL OBS |
|---|---|---|---|---|---|---|---|---|---|---|---|---|
| 00-02 | | 16.2 | | 1.0 | | 17.2 | 10.0 | .3 | | | 10.3 | 291 |
| 03-05 | | 14.4 | | .3 | | 14.7 | 14.0 | | | | 14.0 | 292 |
| 06-08 | | 15.9 | | .7 | | 16.6 | 21.1 | | | | 21.1 | 289 |
| 09-11 | | 12.5 | | 1.0 | | 13.5 | 19.9 | .7 | | | 20.5 | 297 |
| 12-14 | | 15.2 | | .7 | | 15.9 | 10.4 | .3 | | | 10.7 | 289 |
| 15-17 | .3 | 16.7 | | .7 | | 17.3 | 9.2 | | | | 9.2 | 294 |
| 18-20 | .7 | 17.6 | | 1.0 | | 18.6 | 5.9 | .3 | | | 6.2 | 290 |
| 21-23 | | 16.1 | | .7 | | 16.7 | 8.0 | .3 | | | 8.4 | 299 |
| TOTALS | .1 | 15.6 | | .8 | | 16.3 | 12.3 | .2 | | | 12.6 | 2341 |

STATION NUMBER: 22550C STATION NAME: ARKHANGELSK USSR PERIOD OF RECORD: 77-86
MONTH: OCT

| HOURS (LST) | TSTMS | RAIN &/OR DRIZZLE | FRZING RAIN &/OR DRIZZLE | SNOW &/OR SLEET | HAIL | % OBS WITH PRECIP | FOG | SMOKE &/OR HAZE | BLOWING SNOW | DUST &/OR SAND | % OBS W/OBST TO VISION | TOTAL OBS |
|---|---|---|---|---|---|---|---|---|---|---|---|---|
| 00-02 | | 18.8 | | 13.4 | | 31.5 | 7.7 | | | | 7.7 | 298 |
| 03-05 | | 17.7 | .7 | 13.8 | | 30.8 | 10.2 | | | | 10.2 | 305 |
| 06-08 | | 14.9 | | 13.9 | | 28.8 | 14.6 | | | | 14.6 | 302 |
| 09-11 | | 18.0 | .7 | 14.5 | | 31.8 | 18.4 | | | | 18.4 | 283 |
| 12-14 | .3 | 18.5 | .3 | 11.1 | | 28.9 | 13.8 | | | | 13.8 | 298 |
| 15-17 | | 14.1 | | 9.5 | | 22.4 | 12.2 | .3 | | | 12.5 | 304 |
| 18-20 | | 18.5 | | 11.8 | | 29.0 | 10.1 | | | | 10.1 | 297 |
| 21-23 | | 15.4 | | 15.0 | | 29.4 | 10.5 | | | | 10.5 | 306 |
| TOTALS | .0 | 17.0 | .2 | 12.9 | | 29.1 | 12.2 | .0 | | | 12.2 | 2393 |

GLOBAL CLIMATOLOGY BRANCH
USAFETAC
AIR WEATHER SERVICE/MAC

PERCENTAGE FREQUENCY OF OCCURRENCE OF WEATHER CONDITIONS
FROM HOURLY OBSERVATIONS

STATION NUMBER: 22550C STATION NAME: ARKHANGELSK USSR PERIOD OF RECORD: 77-86
MONTH: NOV

| HOURS (LST) | TSTMS | RAIN &/OR DRIZZLE | FRZING RAIN &/OR DRIZZLE | SNOW &/OR SLEET | HAIL | % OBS WITH PRECIP | FOG | SMOKE &/OR HAZE | BLOWING SNOW | DUST &/OR SAND | % OBS W/OBST TO VISION | TOTAL OBS |
|---|---|---|---|---|---|---|---|---|---|---|---|---|
| 00-02 | | 6.8 | | 35.3 | | 42.0 | 7.8 | | | | 7.8 | 295 |
| 03-05 | | 6.2 | | 32.9 | | 38.7 | 5.1 | | | | 5.1 | 292 |
| 06-08 | | 8.5 | | 34.0 | | 42.2 | 9.2 | | | | 9.2 | 294 |
| 09-11 | | 5.1 | .7 | 31.3 | | 37.1 | 10.2 | | | | 10.2 | 275 |
| 12-14 | | 7.6 | | 38.8 | | 46.0 | 9.3 | .3 | | | 9.6 | 291 |
| 15-17 | | 7.5 | .3 | 35.0 | | 42.2 | 11.2 | | .3 | | 11.6 | 294 |
| 18-20 | | 7.2 | | 33.8 | | 40.6 | 7.8 | | .3 | | 8.2 | 293 |
| 21-23 | | 5.4 | .3 | 33.8 | | 39.5 | 9.5 | | .3 | | 9.8 | 296 |
| TOTALS | | 6.8 | .2 | 34.4 | | 41.0 | 8.8 | .0 | .1 | | 8.9 | 2330 |

STATION NUMBER: 22550C STATION NAME: ARKHANGELSK USSR PERIOD OF RECORD: 77-86
MONTH: DEC

| HOURS (LST) | TSTMS | RAIN &/OR DRIZZLE | FRZING RAIN &/OR DRIZZLE | SNOW &/OR SLEET | HAIL | % OBS WITH PRECIP | FOG | SMOKE &/OR HAZE | BLOWING SNOW | DUST &/OR SAND | % OBS W/OBST TO VISION | TOTAL OBS |
|---|---|---|---|---|---|---|---|---|---|---|---|---|
| 00-02 | | 1.6 | .3 | 47.9 | | 49.5 | 8.8 | | | | 8.8 | 307 |
| 03-05 | | 1.0 | | 50.7 | | 51.6 | 9.2 | | | | 9.2 | 306 |
| 06-08 | | 1.3 | .3 | 41.9 | | 43.5 | 11.0 | | | | 11.0 | 301 |
| 09-11 | | 2.5 | | 41.4 | | 43.9 | 12.9 | | | | 12.9 | 278 |
| 12-14 | .3 | 2.6 | | 45.0 | | 46.9 | 14.7 | .3 | | | 15.0 | 307 |
| 15-17 | | .7 | | 37.8 | | 38.5 | 14.8 | | .7 | | 15.5 | 304 |
| 18-20 | | 1.6 | | 43.8 | | 44.7 | 12.8 | | .3 | | 13.2 | 304 |
| 21-23 | | 1.3 | | 46.2 | | 47.2 | 9.8 | .3 | | | 10.2 | 305 |
| TOTALS | .0 | 1.4 | .1 | 44.3 | | 45.7 | 11.8 | .1 | .1 | | 12.0 | 2412 |

GLOBAL CLIMATOLOGY BRANCH
USAFETAC
AIR WEATHER SERVICE/MAC

PERCENTAGE FREQUENCY OF OCCURRENCE OF WEATHER CONDITIONS
FROM HOURLY OBSERVATIONS

STATION NUMBER: 22550C STATION NAME: ARKHANGELSK USSR

PERIOD OF RECORD: 77-87
MONTH: ALL

| | HOURS (LST) | TSTMS | RAIN &/OR DRIZZLE | FRZING RAIN &/OR DRIZZLE | SNOW &/OR SLEET | HAIL | % OBS WITH PRECIP | FOG | SMOKE &/OR HAZE | BLOWING SNOW | DUST &/OR SAND | % OBS W/OBST TO VISION | TOTAL OBS |
|---|---|---|---|---|---|---|---|---|---|---|---|---|---|
| JAN | ALL | | .3 | .1 | 43.3 | | 43.8 | 15.6 | .1 | .3 | | 16.1 | 2398 |
| FEB | | .1 | .8 | .1 | 39.2 | .1 | 40.1 | 13.3 | .1 | | .1 | 13.5 | 2180 |
| MAR | | .0 | 1.7 | | 25.7 | | 27.2 | 16.3 | .9 | | | 17.2 | 2406 |
| APR | | | 4.6 | | 14.1 | .0 | 18.6 | 10.1 | .7 | | | 10.8 | 2334 |
| MAY | | .1 | 8.5 | | 4.8 | | 13.2 | 5.1 | .5 | | .0 | 5.6 | 2428 |
| JUN | | .5 | 11.0 | | 1.4 | .2 | 12.4 | 3.2 | .1 | | | 3.3 | 2362 |
| JUL | | 1.0 | 11.0 | | | | 11.0 | 6.9 | .3 | | .1 | 7.3 | 2443 |
| AUG | | .3 | 11.3 | | | | 11.3 | 9.4 | .4 | | | 9.8 | 2429 |
| SEP | | .1 | 15.6 | | .8 | | 16.3 | 12.3 | .2 | | | 12.6 | 2341 |
| OCT | | .0 | 17.0 | .2 | 12.9 | | 29.1 | 12.2 | .0 | | | 12.2 | 2393 |
| NOV | | | 6.8 | .2 | 34.4 | | 41.0 | 8.8 | .0 | .1 | | 8.9 | 2330 |
| DEC | | .0 | 1.4 | .1 | 44.3 | | 45.7 | 11.8 | .1 | .1 | | 12.0 | 2412 |
| | TOTALS | .2 | 7.5 | .1 | 18.4 | .0 | 25.8 | 10.4 | .3 | .0 | .0 | 10.8 | 28456 |



SEE SUPPLEMENTAL SECTION (SUMMARY OF DAY DATA) FOR THESE SUMMARIES.


PPPPPPPP
PPPPPPPPP
PP PP
PP PP
PPPPPPPPP
PPPPPPPP
PP
PP
PP
PP
AAAAAA
AAAAAAAA
AA AA
AA AA
AA AA
AAAAAAAAA
AAAAAAAAAA
AA AA
AA AA
AA AA
RRRRRRRR
RRRRRRRRR
RR RR
RR RR
RRRRRRRRR
RRRRRRRR
RR RR
RR RR
RR RR
TTTTTTTTTT
TTTTTTTTTT
TT
TT
TT
TT
TT
TT
TT
CCCCCC
CCCCCCCC
CC CC
CC
CC
CC
CC
CC CC
CCCCCCCC
CCCCCC

BIVARIATE PERCENTAGE FREQUENCY TABULATIONS OF SURFACE WINDS

DATA DERIVED FROM HOURLY DATA.

PRESENTED ARE THE PERCENTAGE FREQUENCY OF WIND DIRECTION TO 16 COMPASS POINTS, CALM AND VARIABLE VERSUS WIND SPEED IN KNOTS IN INCREMENTS OF BEAUFORT CLASSIFICATIONS.

PERCENTAGES ARE SHOWN BY BOTH DIRECTIONS AND SPEED, AND IN ADDITION THE MEAN WIND SPEED IN GIVEN FOR EACH DIRECTION.

DATA PRESENTED BY THE STANDARD 3-HOUR TIME GROUPS BY MONTH, MONTHLY AND ANNUALLY (ALL YEARS COMBINED)..

A SEPARATE ANNUAL TABLE PRESENTS THE SAME BIVARIATE DISTRIBUTIONS WITH IMPOSED CEILING/VISIBILITY LIMITATIONS: WHEN VISIBILITIS EQUAL TO OR GREATER THAN 1/2 MILES, THE CEILINGS ARE 200 TO 1400 FEET AND/OR WHEN THE CEILING IS EQUAL TO OR GREATER THAN 200 FEET, THE VISIBILITIES ARE 1/2 THROUGH 2 1/2 MILES.

A PERCENTAGE VALUE OF ".0" IN THESE TABLES INDICATES ONE OR MORE OCCURRENCES AMOUNTING TO LESS THAN .05%.

GLOBAL CLIMATOLOGY BRANCH
USAFETAC
AIR WEATHER SERVICE/MAC

PERCENTAGE FREQUENCY OF OCCURRENCE OF SURFACE WIND DIRECTION VERSUS WIND SPEED
FROM HOURLY OBSERVATIONS

STATION NUMBER: 22550C STATION NAME: ARKHANGELSK USSR PERIOD OF RECORD: 78-87
MONTH: JAN HOURS(LST): 0000-0200

| DIRECTION (DEGREES) | WIND SPEED IN KNOTS 1-3 | 4-6 | 7-10 | 11-16 | 17-21 | 22-27 | 28-33 | 34-40 | 41-47 | 48-55 | GE 56 | TOTAL % | MEAN WIND |
|---|---|---|---|---|---|---|---|---|---|---|---|---|---|
| N | 1.3 | 1.3 | | | | | | | | | | 2.6 | 3.0 |
| NNE | 1.7 | .3 | .3 | | | | | | | | | 2.3 | 3.7 |
| NE | .3 | 1.7 | .3 | | | | | | | | | 2.3 | 5.1 |
| ENE | 1.7 | 1.0 | .3 | | | | | | | | | 3.0 | 3.8 |
| E | 1.7 | .7 | .7 | | | | | | | | | 3.0 | 4.2 |
| ESE | .7 | 5.3 | 2.0 | .3 | | | | | | | | 8.3 | 6.2 |
| SE | 1.7 | 8.3 | 5.3 | 2.0 | | | | | | | | 17.2 | 6.5 |
| SSE | . | 5.9 | 3.0 | 1.7 | | | | | | | | 10.6 | 7.3 |
| S | .3 | 2.6 | 1.3 | .3 | | | | | | | | 4.6 | 6.6 |
| SSW | | 2.3 | 2.0 | 1.0 | | | | | | | | 5.3 | 8.4 |
| SW | .3 | 1.7 | 1.3 | 1.3 | .3 | | | | | | | 5.0 | 9.4 |
| WSW | 1.0 | 3.3 | 2.3 | .3 | | | | | | | | 6.9 | 6.1 |
| W | 1.7 | 3.3 | 4.0 | 1.7 | | | | | | | | 10.6 | 7.2 |
| WNW | 1.0 | 1.3 | 1.0 | .7 | .7 | | | | | | | 4.6 | 8.6 |
| NW | .7 | 1.3 | .3 | .3 | .3 | | | | | | | 3.0 | 6.8 |
| NNW | 1.7 | 2.0 | .3 | | | | | | | | | 4.0 | 3.8 |
| VARIABLE | | | | | | | | | | | | | |
| CALM | ////////// | ////////// | ////////// | ////////// | ////////// | ////////// | ////////// | ////////// | ////////// | ////////// | ////////// | 6.9 | ////// |
| TOTALS | 15.5 | 42.2 | 24.4 | 9.6 | 1.3 | | | | | | | 100.0 | 6.1 |

TOTAL NUMBER OF OBSERVATIONS: 303

GLOBAL CLIMATOLOGY BRANCH
USAFETAC
AIR WEATHER SERVICE/MAC

PERCENTAGE FREQUENCY OF OCCURRENCE OF SURFACE WIND DIRECTION VERSUS WIND SPEED
FROM HOURLY OBSERVATIONS

STATION NUMBER: 22550C STATION NAME: ARKHANGELSK USSR

PERIOD OF RECORD: 78-87
MONTH: JAN HOURS(LST): 0300-0500

| DIRECTION (DEGREES) | WIND SPEED IN KNOTS 1-3 | 4-6 | 7-10 | 11-16 | 17-21 | 22-27 | 28-33 | 34-40 | 41-47 | 48-55 | GE 56 | TOTAL % | MEAN WIND |
|---|---|---|---|---|---|---|---|---|---|---|---|---|---|
| N | 2.3 | | .7 | | | | | | | | | 3.0 | 3.3 |
| NNE | .7 | 1.0 | .3 | | | | | | | | | 2.0 | 4.7 |
| NE | .7 | .7 | .7 | | | | | | | | | 2.0 | 4.7 |
| ENE | .3 | 1.3 | | .7 | | | | | | | | 2.3 | 7.1 |
| E | 1.0 | 1.7 | .7 | | | | | | | | | 3.3 | 4.6 |
| ESE | 2.0 | 2.0 | 1.3 | .3 | | | | | | | | 5.6 | 5.2 |
| SE | 2.0 | 11.0 | 4.7 | 2.0 | | | | | | | | 19.6 | 6.5 |
| SSE | | 4.7 | 3.0 | 2.0 | | | | | | | | 9.6 | 7.7 |
| S | 1.0 | 4.3 | 2.3 | 1.3 | | | | | | | | 9.0 | 6.5 |
| SSW | | 1.3 | .7 | 1.0 | | | | | | | | 3.0 | 9.8 |
| SW | 1.7 | 1.3 | 1.3 | 1.7 | | | | | | | | 6.0 | 7.3 |
| WSW | .7 | 3.7 | 3.7 | .3 | | | | | | | | 8.3 | 7.0 |
| W | .7 | 4.0 | 2.3 | | .3 | | | | | | | 7.3 | 6.3 |
| WNW | 1.0 | .3 | .3 | 1.0 | | | | | | | | 2.7 | 7.8 |
| NW | .7 | 1.7 | 1.0 | 1.0 | | | | | | | | 4.3 | 7.2 |
| NNW | 1.7 | 2.0 | .3 | | | | | | | | | 3.7 | 4.2 |
| VARIABLE | | | | | | | | | | | | | |
| CALM | ////////////

GLOBAL CLIMATOLOGY BRANCH
USAFETAC
AIR WEATHER SERVICE/MAC

PERCENTAGE FREQUENCY OF OCCURRENCE OF SURFACE WIND DIRECTION VERSUS WIND SPEED
FROM HOURLY OBSERVATIONS

STATION NUMBER: 225500 STATION NAME: ARKHANGELSK USSR

PERIOD OF RECORD: 78-87
MONTH: JAN HOURS(LST): 0600-0800

| DIRECTION (DEGREES) | WIND SPEED IN KNOTS 1-3 | 4-6 | 7-10 | 11-16 | 17-21 | 22-27 | 28-33 | 34-40 | 41-47 | 48-55 | GE 56 | TOTAL % | MEAN WIND |
|---|---|---|---|---|---|---|---|---|---|---|---|---|---|
| N | .7 | 2.7 | | | | | | | | | | 3.3 | 4.0 |
| NNE | .3 | .3 | .7 | | | | | | | | | 1.3 | 6.0 |
| NE | 1.0 | 1.0 | | | | | | | | | | 2.0 | 3.7 |
| ENE | .7 | 1.7 | .7 | .3 | | | | | | | | 3.3 | 5.8 |
| E | 1.3 | 1.3 | .7 | | | | | | | | | 3.3 | 4.2 |
| ESE | 2.0 | 4.3 | 2.0 | .3 | | | | | | | | 8.7 | 5.4 |
| SE | 1.0 | 9.7 | 6.0 | 2.0 | | | | | | | | 18.7 | 6.8 |
| SSE | .3 | 4.3 | .7 | 1.0 | | | | | | | | 6.4 | 6.2 |
| S | | 4.7 | 3.0 | 1.7 | | | | | | | | 9.4 | 7.6 |
| SSW | 1.0 | 2.0 | 1.3 | 1.0 | .3 | | | | | | | 5.7 | 7.4 |
| SW | .7 | 1.7 | 2.3 | .7 | | | | | | | | 5.4 | 7.5 |
| WSW | | 2.0 | 1.0 | 1.7 | | | | | | | | 4.7 | 8.4 |
| W | .3 | 4.0 | 2.0 | 1.3 | | | | | | | | 7.7 | 7.3 |
| WNW | .7 | 1.0 | .7 | .3 | .3 | | | | | | | 3.0 | 7.7 |
| NW | .7 | .3 | .7 | .7 | | | | | | | | 2.3 | 8.3 |
| NNW | 1.3 | 2.0 | .7 | .3 | | | | | | | | 4.3 | 5.1 |
| VARIABLE | | | | | | | | | | | | | |
| CALM | ////// | ////// | ////// | ////// | ////// | ////// | ////// | ////// | ////// | ////// | ////// | 10.4 | ////// |
| TOTALS | 12.0 | 43.1 | 22.4 | 11.4 | .7 | | | | | | | 100.0 | 5.9 |

TOTAL NUMBER OF OBSERVATIONS: 299

GLOBAL CLIMATOLOGY BRANCH
USAFETAC
AIR WEATHER SERVICE/MAC

PERCENTAGE FREQUENCY OF OCCURRENCE OF SURFACE WIND DIRECTION VERSUS WIND SPEED
FROM HOURLY OBSERVATIONS

STATION NUMBER: 22550 STATION NAME: ARKHANGELSK USSR

PERIOD OF RECORD: 78-87
MONTH: JAN HOURS(LST): 0900-1100

| DIRECTION (DEGREES) | WIND SPEED IN KNOTS 1-3 | 4-6 | 7-10 | 11-16 | 17-21 | 22-27 | 28-33 | 34-40 | 41-47 | 48-55 | GE 56 | TOTAL % | MEAN WIND |
|---|---|---|---|---|---|---|---|---|---|---|---|---|---|
| N | | 1.8 | .4 | | | | | | | | | 2.2 | 5.0 |
| NNE | .4 | 1.1 | .7 | | | | | | | | | 2.2 | 6.0 |
| NE | | 1.1 | | | | | | | | | | 1.1 | 4.7 |
| ENE | .7 | 1.8 | | | | | | | | | | 2.5 | 4.3 |
| E | 1.8 | 1.8 | .4 | | | | | | | | | 3.9 | 3.6 |
| ESE | 2.5 | 5.0 | 3.2 | | | | | | | | | 10.8 | 5.3 |
| SE | 2.9 | 8.2 | 5.7 | 3.6 | | | | | | | | 20.4 | 6.8 |
| SSE | .7 | 3.9 | 2.2 | .7 | | | | | | | | 7.5 | 6.3 |
| S | 1.4 | 4.3 | 2.5 | 2.2 | | | | | | | | 10.4 | 7.4 |
| SSW | .4 | 1.1 | 1.8 | 1.1 | .4 | | | | | | | 4.7 | 9.0 |
| SW | .7 | 2.2 | 1.1 | .4 | | | | | | | | 4.3 | 6.5 |
| WSW | 1.1 | 1.4 | 2.5 | .7 | | | | | | | | 5.7 | 7.1 |
| W | .7 | 2.2 | 2.5 | .4 | .4 | | | | | | | 6.1 | 7.5 |
| WNW | | .7 | .4 | .4 | | | | | | | | 1.4 | 8.5 |
| NW | | 1.1 | 1.8 | .4 | | | | | | | | 3.2 | 7.1 |
| NNW | 1.8 | 2.2 | .4 | .4 | | | | | | | | 4.7 | 4.8 |
| VARIABLE | | | | | | | | | | | | | |
| CALM | ////////// | ////// | ////// | ////// | ////// | ////// | ////// | ////// | ////// | ////// | ////// | 9.0 | ////// |
| TOTALS | 15.1 | 39.8 | 25.4 | 10.0 | .7 | | | | | | | 100.0 | 5.9 |

TOTAL NUMBER OF OBSERVATIONS: 279

GLOBAL CLIMATOLOGY BRANCH
USAFETAC
AIR WEATHER SERVICE/MAC

PERCENTAGE FREQUENCY OF OCCURRENCE OF SURFACE WIND DIRECTION VERSUS WIND SPEED
FROM POLRLY OBSERVATIONS

STATION NUMBER: 225500 STATION NAME: ARKHANGELSK USSR

PERIOD OF RECORD: 78-87
MONTH: JAN HOURS(LST): 1200-1400

| DIRECTION (DEGREES) | WIND SPEED IN KNOTS 1-3 | 4-6 | 7-10 | 11-16 | 17-21 | 22-27 | 28-33 | 34-40 | 41-47 | 48-55 | GE 56 | TOTAL % | MEAN WIND |
|---|---|---|---|---|---|---|---|---|---|---|---|---|---|
| N | .7 | 1.0 | .3 | | | | | | | | | 2.0 | 4.3 |
| NNE | 2.0 | | .3 | | .3 | | | | | | | 2.7 | 4.6 |
| NE | 1.7 | .3 | .3 | | | | | | | | | 2.4 | 3.4 |
| ENE | 1.0 | 1.7 | | | | | | | | | | 2.7 | 4.0 |
| E | 1.7 | 2.0 | | | | | | | | | | 3.7 | 3.5 |
| ESE | 1.7 | 4.4 | 2.0 | .7 | | | | | | | | 8.8 | 6.0 |
| SE | 2.4 | 7.4 | 7.1 | 2.0 | | | | | | | | 18.9 | 6.9 |
| SSE | 1.4 | 3.4 | 2.7 | | | | | | | | | 7.4 | 5.5 |
| S | 1.0 | 3.0 | 2.4 | 2.7 | | | | | | | | 9.1 | 7.9 |
| SSW | .7 | 2.4 | 2.7 | 1.7 | | .3 | | | | | | 7.8 | 8.3 |
| SW | .3 | 1.7 | 1.4 | 1.0 | | | | | | | | 4.4 | 8.2 |
| WSW | .3 | 2.4 | .3 | 1.0 | | | | | | | | 4.1 | 6.3 |
| W | .7 | 3.0 | 2.0 | 1.4 | | | | | | | | 7.1 | 7.5 |
| WNW | .3 | .7 | 1.4 | | | | | | | | | 2.4 | 6.9 |
| NW | 1.7 | 2.0 | .7 | | | | | | | | | 4.4 | 4.0 |
| NNW | 1.4 | 2.7 | .7 | .3 | | | | | | | | 5.1 | 5.2 |
| VARIABLE | | | | | | | | | | | | | |
| CALM | ////////// | ////////// | ////////// | ////////// | ////////// | ////////// | ////////// | ////////// | ////////// | ////////// | ////////// | 7.1 | ////// |
| TOTALS | 18.9 | 38.2 | 24.3 | 10.8 | .3 | .3 | | | | | | 100.0 | 5.9 |

TOTAL NUMBER OF OBSERVATIONS: 296

GLOBAL CLIMATOLOGY BRANCH
USAFETAC
AIR WEATHER SERVICE/MAC

PERCENTAGE FREQUENCY OF OCCURRENCE OF SURFACE WIND DIRECTION VERSUS WIND SPEED
FROM HOURLY OBSERVATIONS

STATION NUMBER: 225500 STATION NAME: ARKHANGELSK USSR

PERIOD OF RECORD: 78-87
MONTH: JAN HOURS(LST): 1500-1700

| DIRECTION (DEGREES) | WIND SPEED IN KNOTS 1-3 | 4-6 | 7-10 | 11-16 | 17-21 | 22-27 | 28-33 | 34-40 | 41-47 | 48-55 | GE 56 | TOTAL % | MEAN WIND |
|---|---|---|---|---|---|---|---|---|---|---|---|---|---|
| N | .3 | .7 | .7 | | .3 | | | | | | | 2.0 | 7.8 |
| NNE | 2.0 | | | | | | | | | | | 2.0 | 2.0 |
| NE | 1.0 | 2.6 | .3 | | | | | | | | | 3.9 | 3.8 |
| ENE | .3 | 1.0 | | | | | | | | | | 1.3 | 4.5 |
| E | 1.3 | 3.0 | 1.0 | | | | | | | | | 5.3 | 4.6 |
| ESE | .7 | 6.9 | 2.3 | .3 | | | | | | | | 10.2 | 6.0 |
| SE | 3.0 | 7.9 | 6.6 | 1.6 | | | | | | | | 19.1 | 6.6 |
| SSE | 1.3 | 4.3 | 2.0 | .3 | | | | | | | | 7.9 | 5.6 |
| S | .7 | 2.6 | 3.6 | 1.3 | .3 | | | | | | | 8.6 | 8.0 |
| SSW | | 2.0 | 2.6 | | | | | | | | | 4.6 | 7.9 |
| SW | .7 | 2.0 | 1.3 | 2.0 | | | | | | | | 5.9 | 7.8 |
| WSW | | 2.0 | 1.6 | 1.6 | | | | | | | | 5.3 | 8.6 |
| W | .7 | 3.0 | 1.0 | .7 | | | | | | | | 5.3 | 6.0 |
| WNW | .7 | 1.6 | 1.0 | .3 | | | | | | | | 3.6 | 6.2 |
| NW | .7 | 1.6 | .3 | | .3 | | | | | | | 3.0 | 5.9 |
| NNW | 1.6 | 1.0 | 1.3 | | | | | | | | | 3.9 | 4.8 |
| VARIABLE | | | | | | | | | | | | | |
| CALM | ////////// | ////// | ////// | ////// | ////// | ////// | ////// | ////// | ////// | ////// | ////// | 8.2 | ////// |
| TOTALS | 19.8 | 42.1 | 25.7 | 8.2 | 1.0 | | | | | | | 100.0 | 5.8 |

TOTAL NUMBER OF OBSERVATIONS: 304

GLOBAL CLIMATOLOGY BRANCH
USAFETAC
AIR WEATHER SERVICE/MAC

PERCENTAGE FREQUENCY OF OCCURRENCE OF SURFACE WIND DIRECTION VERSUS WIND SPEED
FROM HOURLY OBSERVATIONS

STATION NUMBER: 22550C STATION NAME: ARKHANGELSK USSR

PERIOD OF RECORD: 78-87
MONTH: JAN HOURS(LST): 1800-2000

| DIRECTION (DEGREES) | WIND SPEED IN KNOTS 1-3 | 4-6 | 7-10 | 11-16 | 17-21 | 22-27 | 28-33 | 34-40 | 41-47 | 48-55 | GE 56 | TOTAL % | MEAN WIND |
|---|---|---|---|---|---|---|---|---|---|---|---|---|---|
| N | 1.0 | .3 | .3 | | | | | | | | | 1.6 | 3.6 |
| NNE | 1.0 | .7 | | | | | | | | | | 1.6 | 2.8 |
| NE | 1.6 | 2.6 | .3 | | | | | | | | | 4.6 | 3.9 |
| ENE | 1.0 | 1.3 | | | | | | | | | | 2.3 | 3.4 |
| E | .3 | 2.0 | .3 | | | | | | | | | 2.6 | 5.0 |
| ESE | 2.3 | 6.9 | 2.0 | .7 | | | | | | | | 11.9 | 5.3 |
| SE | 1.6 | 7.2 | 7.2 | 1.6 | | | | | | | | 17.8 | 6.8 |
| SSE | .3 | 5.3 | 1.3 | .3 | | | | | | | | 7.2 | 6.1 |
| S | .7 | 2.3 | 2.6 | 2.0 | | | | | | | | 7.6 | 8.2 |
| SSW | .7 | 2.0 | 1.3 | 1.0 | | | | | | | | 4.9 | 7.3 |
| SW | .3 | 1.6 | 3.0 | 1.3 | | | | | | | | 6.2 | 8.2 |
| WSW | .7 | 2.3 | 2.0 | | .3 | | | | | | | 5.3 | 7.1 |
| W | 1.3 | 3.3 | 2.6 | 1.0 | | | | | | | | 8.2 | 7.0 |
| WNW | .7 | 1.0 | 1.0 | .7 | | | | | | | | 3.3 | 7.0 |
| NW | .7 | 2.3 | .7 | | .3 | | | | | | | 3.9 | 6.8 |
| NNW | 1.3 | 2.3 | .3 | | | | | | | | | 3.9 | 3.8 |
| VARIABLE | | | | | | | | | | | | | |
| CALM | ////// | ////// | ////// | ////// | ////// | ////// | ////// | ////// | ////// | ////// | ////// | 6.9 | ////// |
| TOTALS | 15.5 | 43.4 | 25.0 | 8.6 | .7 | | | | | | | 100.0 | 5.9 |

TOTAL NUMBER OF OBSERVATIONS: 304

GLOBAL CLIMATOLOGY BRANCH
USAFETAC
AIR WEATHER SERVICE/MAC

PERCENTAGE FREQUENCY OF OCCURRENCE OF SURFACE WIND DIRECTION VERSUS WIND SPEED
FROM HOURLY OBSERVATIONS

STATION NUMBER: 225500 STATION NAME: ARKHANGELSK USSR

PERIOD OF RECORD: 78-87
MONTH: JAN HOURS(LST): 2100-2300

| DIRECTION (DEGREES) | WIND SPEED IN KNOTS 1-3 | 4-6 | 7-10 | 11-16 | 17-21 | 22-27 | 28-33 | 34-40 | 41-47 | 48-55 | GE 56 | TOTAL % | MEAN WIND |
|---|---|---|---|---|---|---|---|---|---|---|---|---|---|
| N | .7 | .7 | .3 | | | | | | | | | 1.6 | 4.4 |
| NNE | 1.3 | 1.0 | | | | | | | | | | 2.3 | 3.1 |
| NE | 1.0 | .7 | .3 | | | | | | | | | 2.0 | 4.0 |
| ENE | .7 | 2.6 | | .3 | | | | | | | | 3.6 | 4.7 |
| E | .7 | 3.3 | 1.0 | | | | | | | | | 4.9 | 4.9 |
| ESE | 1.3 | 5.2 | 3.0 | .3 | | | | | | | | 9.8 | 5.9 |
| SE | 1.3 | 7.2 | 3.9 | 2.0 | | | | | | | | 14.4 | 6.6 |
| SSE | 1.3 | 4.3 | 3.3 | 1.6 | | | | | | | | 10.5 | 7.1 |
| S | 1.0 | 3.9 | 1.6 | .7 | | | | | | | | 7.2 | 6.2 |
| SSW | .7 | 2.6 | 1.6 | 1.3 | .3 | | | | | | | 6.6 | 8.5 |
| SW | .3 | 1.6 | 2.6 | 1.0 | | | | | | | | 5.6 | 7.9 |
| WSW | .3 | 3.0 | .7 | 1.6 | .3 | | | | | | | 5.9 | 8.2 |
| W | 2.3 | 3.6 | 1.6 | .7 | | | | | | | | 8.2 | 5.3 |
| WNW | .3 | 1.3 | 1.0 | | .7 | | | | | | | 3.3 | 9.0 |
| NW | | 2.0 | 1.0 | 1.0 | | | | | | | | 3.9 | 7.8 |
| NNW | 1.6 | 2.6 | | | | | | | | | | 4.3 | 3.8 |
| VARIABLE | | | | | | | | | | | | | |
| CALM | ////////// | ////// | ////// | ////// | ////// | ////// | ////// | ////// | ////// | ////// | ////// | 5.9 | ////// |
| TOTALS | 14.8 | 45.6 | 22.0 | 10.5 | 1.3 | | | | | | | 100.0 | 6.0 |

TOTAL NUMBER OF OBSERVATIONS: 305

GLOBAL CLIMATOLOGY BRANCH
USAFETAC
AIR WEATHER SERVICE/MAC

PERCENTAGE FREQUENCY OF OCCURRENCE OF SURFACE WIND DIRECTION VERSUS WIND SPEED
FROM HOURLY OBSERVATIONS

STATION NUMBER: 22550C STATION NAME: ARKHANGELSK USSR

PERIOD OF RECORD: 78-87
MONTH: JAN HOURS(LST): ALL

| DIRECTION (DEGREES) | WIND SPEED IN KNOTS 1-3 | 4-6 | 7-10 | 11-16 | 17-21 | 22-27 | 28-33 | 34-40 | 41-47 | 48-55 | GE 56 | TOTAL % | MEAN WIND |
|---|---|---|---|---|---|---|---|---|---|---|---|---|---|
| N | .9 | 1.0 | .3 | | .0 | | | | | | | 2.3 | 4.3 |
| NNE | 1.2 | .5 | .3 | | .0 | | | | | | | 2.0 | 4.1 |
| NE | .9 | 1.3 | .3 | | | | | | | | | 2.6 | 4.1 |
| ENE | .8 | 1.5 | .1 | .2 | | | | | | | | 2.6 | 4.7 |
| E | 1.2 | 2.0 | .6 | | | | | | | | | 3.8 | 4.4 |
| ESE | 1.6 | 5.0 | 2.2 | .4 | | | | | | | | 9.2 | 5.6 |
| SE | 2.0 | 6.4 | 5.8 | 2.1 | | | | | | | | 18.2 | 6.7 |
| SSE | .7 | 4.5 | 2.3 | 1.0 | | | | | | | | 8.4 | 6.6 |
| S | .8 | 3.5 | 2.4 | 1.5 | .0 | | | | | | | 8.2 | 7.4 |
| SSW | .4 | 2.0 | 1.8 | 1.0 | .1 | .0 | | | | | | 5.3 | 8.2 |
| SW | .6 | 1.7 | 1.8 | 1.2 | .0 | | | | | | | 5.4 | 7.9 |
| WSW | .5 | 2.5 | 1.8 | .9 | .1 | | | | | | | 5.8 | 7.3 |
| W | 1.0 | 3.3 | 2.3 | .9 | .1 | | | | | | | 7.6 | 6.8 |
| WNW | .6 | 1.0 | .8 | .4 | .2 | | | | | | | 3.1 | 7.7 |
| NW | .6 | 1.5 | .8 | .4 | .1 | | | | | | | 3.5 | 6.6 |
| NNW | 1.5 | 2.1 | .5 | .1 | | | | | | | | 4.2 | 4.5 |
| VARIABLE | | | | | | | | | | | | | |
| CALM | ////////// | ////// | ////// | ////// | ////// | ////// | ////// | ////// | ////// | ////// | ////// | 7.8 | ////// |
| TOTALS | 15.3 | 41.9 | 24.0 | 10.0 | .8 | .0 | | | | | | 100.0 | 5.9 |

TOTAL NUMBER OF OBSERVATIONS: 2391

GLOBAL CLIMATOLOGY BRANCH
USAFETAC
AIR WEATHER SERVICE/MAC

PERCENTAGE FREQUENCY OF OCCURRENCE OF SURFACE WIND DIRECTION VERSUS WIND SPEED
FROM HOURLY OBSERVATIONS

STATION NUMBER: 225500 STATION NAME: ARKHANGELSK USSR PERIOD OF RECORD: 78-87
MONTH: FEB HOURS(LST): 0000-0200

| DIRECTION (DEGREES) | WIND SPEED IN KNOTS 1-3 | 4-6 | 7-10 | 11-16 | 17-21 | 22-27 | 28-33 | 34-40 | 41-47 | 48-55 | GE 56 | TOTAL % | MEAN WIND |
|---|---|---|---|---|---|---|---|---|---|---|---|---|---|
| N | .4 | .7 | .4 | | | | | | | | | 1.5 | 4.5 |
| NNE | .7 | .4 | .4 | | | | | | | | | 1.5 | 4.5 |
| NE | 1.1 | 1.5 | .4 | | | | | | | | | 2.9 | 4.3 |
| ENE | .7 | .7 | | .7 | | | | | | | | 2.2 | 6.0 |
| E | 1.5 | 2.6 | 1.1 | | | | | | | | | 5.1 | 4.9 |
| ESE | 1.1 | 5.5 | 2.9 | .4 | | | | | | | | 9.9 | 5.8 |
| SE | 1.1 | 8.4 | .7 | .7 | | | | | | | | 11.0 | 5.5 |
| SSE | 1.1 | 2.6 | 1.5 | 1.5 | | | | | | | | 6.6 | 7.3 |
| S | 1.1 | 1.8 | 1.1 | .7 | | | | | | | | 4.8 | 6.6 |
| SSW | 1.1 | 4.4 | 1.8 | | | | | | | | | 7.3 | 5.8 |
| SW | | 3.3 | .7 | 1.5 | | | | | | | | 5.5 | 7.3 |
| WSW | 1.5 | 2.6 | 2.2 | .7 | | | | | | | | 7.0 | 6.5 |
| W | 1.8 | 6.6 | 4.8 | .7 | | | | | | | | 13.9 | 6.4 |
| WNW | .7 | 3.7 | 2.2 | .4 | | | | | | | | 7.0 | 6.4 |
| NW | .7 | 1.8 | 1.1 | .7 | | | | | | | | 4.4 | 6.7 |
| NNW | .4 | 1.5 | 1.8 | .7 | | | | | | | | 4.4 | 7.8 |
| VARIABLE | | | | | | | | | | | | | |
| CALM | ////////// | ////////// | ////////// | ////////// | ////////// | ////////// | ////////// | ////////// | ////////// | ////////// | ////////// | 5.1 | ////// |
| TOTALS | 15.0 | 48.0 | 23.1 | 8.8 | | | | | | | | 100.0 | 5.9 |

TOTAL NUMBER OF OBSERVATIONS: 273

GLOBAL CLIMATOLOGY BRANCH
USAFETAC
AIR WEATHER SERVICE/MAC

PERCENTAGE FREQUENCY OF OCCURRENCE OF SURFACE WIND DIRECTION VERSUS WIND SPEED
FROM HOURLY OBSERVATIONS

STATION NUMBER: 225500 STATION NAME: ARKHANGELSK USSR

PERIOD OF RECORD: 78-87
MONTH: FEB HOURS(LST): 0300-0500

| DIRECTION (DEGREES) | WIND SPEED IN KNOTS 1-3 | 4-6 | 7-10 | 11-16 | 17-21 | 22-27 | 28-33 | 34-40 | 41-47 | 48-55 | GE 56 | TOTAL % | MEAN WIND |
|---|---|---|---|---|---|---|---|---|---|---|---|---|---|
| N | .7 | 1.1 | .7 | | | | | | | | | 2.6 | 4.9 |
| NNE | .7 | .7 | | | | | | | | | | 1.5 | 3.0 |
| NE | .7 | .7 | .7 | | | | | | | | | 2.2 | 5.0 |
| ENE | | 1.5 | | .4 | | | | | | | | 1.8 | 6.8 |
| E | 1.1 | 3.6 | .7 | | | | | | | | | 5.5 | 4.5 |
| ESE | 2.6 | 4.0 | 1.1 | .4 | | | | | | | | 8.0 | 4.6 |
| SE | 1.5 | 9.9 | 1.8 | .7 | | | | | | | | 13.9 | 5.4 |
| SSE | 1.1 | 4.7 | 1.1 | .7 | .4 | | | | | | | 8.0 | 6.3 |
| S | .7 | 1.5 | 3.3 | .7 | | | | | | | | 6.2 | 7.4 |
| SSW | .7 | .4 | 1.5 | 1.1 | | | | | | | | 3.6 | 8.0 |
| SW | .7 | 1.8 | 1.8 | .7 | | | | | | | | 5.1 | 7.1 |
| WSW | | 4.0 | 4.0 | .4 | | | | | | | | 8.4 | 6.8 |
| W | 1.8 | 5.5 | 3.6 | 1.5 | | | | | | | | 12.4 | 6.5 |
| WNW | 2.2 | .7 | 1.8 | 1.5 | | | | | | | | 6.2 | 7.2 |
| NW | .7 | 2.2 | 1.5 | | | | | | | | | 4.4 | 5.7 |
| NNW | .4 | 1.8 | .7 | .4 | | | | | | | | 3.3 | 6.4 |
| VARIABLE | | | | | | | | | | | | | |
| CALM | ////////////

GLOBAL CLIMATOLOGY BRANCH
USAFETAC
AIR WEATHER SERVICE/MAC

PERCENTAGE FREQUENCY OF OCCURRENCE OF SURFACE WIND DIRECTION VERSUS WIND SPEED
FROM HOURLY OBSERVATIONS

STATION NUMBER: 22550C STATION NAME: ARKHANGELSK USSR PERIOD OF RECORD: 78-87
MONTH: FEB HOURS(LST): 0600-0800

| DIRECTION (DEGREES) | WIND SPEED IN KNOTS 1-3 | 4-6 | 7-10 | 11-16 | 17-21 | 22-27 | 28-33 | 34-40 | 41-47 | 48-55 | GE 56 | TOTAL % | MEAN WIND |
|---|---|---|---|---|---|---|---|---|---|---|---|---|---|
| N | .7 | 2.6 | .4 | | | | | | | | | 3.6 | 4.4 |
| NNE | .7 | .7 | .4 | | | | | | | | | 1.8 | 4.4 |
| NE | .7 | 1.8 | .4 | .4 | | | | | | | | 3.3 | 5.1 |
| ENE | .7 | .4 | | .4 | | | | | | | | 1.5 | 5.5 |
| E | .7 | 1.1 | .7 | | | | | | | | | 2.6 | 5.1 |
| ESE | 3.3 | 4.7 | 1.1 | .7 | | | | | | | | 9.9 | 4.7 |
| SE | 1.8 | 9.9 | 2.2 | | | | | | | | | 13.9 | 5.2 |
| SSE | 1.5 | 1.8 | 1.1 | 1.5 | | | | | | | | 5.9 | 6.9 |
| S | .7 | 5.1 | 1.8 | .7 | | | | | | | | 8.4 | 6.7 |
| SSW | .7 | 3.6 | 3.3 | .4 | | | | | | | | 8.0 | 6.9 |
| SW | | 1.5 | 1.8 | .4 | .4 | | | | | | | 4.0 | 8.1 |
| WSW | 2.2 | 2.6 | 4.4 | | | | | | | | | 9.1 | 5.8 |
| W | 1.5 | 3.6 | 3.6 | .4 | | | | | | | | 9.1 | 6.3 |
| WNW | .7 | 2.6 | .4 | 1.5 | | | | | | | | 5.1 | 7.0 |
| NW | .7 | 1.5 | .7 | .7 | | | | | | | | 3.6 | 6.6 |
| NNW | | 1.8 | .7 | .4 | | | | | | | | 2.9 | 7.3 |
| VARIABLE | | | | | | | | | | | | | |
| CALM | ////////// | ////// | ////// | ////// | ////// | ////// | ////// | ////// | ////// | ////// | ////// | 7.3 | ////// |
| TOTALS | 16.8 | 45.3 | 23.0 | 7.3 | .4 | | | | | | | 100.0 | 5.6 |

TOTAL NUMBER OF OBSERVATIONS: 274

GLOBAL CLIMATOLOGY BRANCH
USAFETAC
AIR WEATHER SERVICE/MAC

PERCENTAGE FREQUENCY OF OCCURRENCE OF SURFACE WIND DIRECTION VERSUS WIND SPEED
FROM HOURLY OBSERVATIONS

STATION NUMBER: 22550C STATION NAME: ARKHANGELSK USSR

PERIOD OF RECORD: 78-87
MONTH: FEB HOURS(LST): 0900-1100

| DIRECTION (DEGREES) | WIND SPEED IN KNOTS 1-3 | 4-6 | 7-10 | 11-16 | 17-21 | 22-27 | 28-33 | 34-40 | 41-47 | 48-55 | GE 56 | TOTAL % | MEAN WIND |
|---|---|---|---|---|---|---|---|---|---|---|---|---|---|
| N | 1.2 | 1.6 | | | | | | | | | | 2.8 | 3.4 |
| NNE | | .4 | .8 | | | | | | | | | 1.2 | 7.3 |
| NE | | .4 | | | | | | | | | | .4 | 4.0 |
| ENE | 1.2 | | | | | | | | | | | 1.2 | 2.0 |
| E | 1.6 | 1.2 | 1.2 | 1.2 | | | | | | | | 5.2 | 6.5 |
| ESE | 1.2 | 5.2 | .8 | .8 | | | | | | | | 8.0 | 5.6 |
| SE | 3.2 | 6.8 | 3.6 | .4 | | | | | | | | 13.9 | 5.3 |
| SSE | 2.4 | 2.8 | 2.4 | .8 | | | | | | | | 8.4 | 5.7 |
| S | .8 | 3.6 | 3.6 | .8 | | | | | | | | 8.8 | 7.0 |
| SSW | 1.6 | 3.2 | 2.4 | .4 | | | | | | | | 7.6 | 6.2 |
| SW | .4 | 2.8 | 2.4 | 1.2 | | | | | | | | 6.8 | 6.9 |
| WSW | .8 | 1.6 | 2.8 | 1.2 | | | | | | | | 6.4 | 7.8 |
| W | .8 | 3.6 | 3.2 | .4 | .4 | | | | | | | 8.4 | 7.0 |
| WNW | .4 | 1.2 | 1.2 | .8 | .4 | | | | | | | 4.0 | 9.3 |
| NW | 1.2 | 2.4 | 2.0 | .8 | | | | | | | | 6.4 | 6.6 |
| NNW | .8 | 1.2 | 1.2 | | | | | | | | | 3.2 | 5.8 |
| VARIABLE | | | | | | | | | | | | | |
| CALM | ////// | ////// | ////// | ////// | ////// | ////// | ////// | ////// | ////// | ////// | ////// | 7.6 | ////// |
| TOTALS | 17.5 | 37.8 | 27.5 | 8.8 | .8 | | | | | | | 100.0 | 5.8 |

TOTAL NUMBER OF OBSERVATIONS: 251

GLOBAL CLIMATOLOGY BRANCH
USAFETAC
AIR WEATHER SERVICE/MAC

PERCENTAGE FREQUENCY OF OCCURRENCE OF SURFACE WIND DIRECTION VERSUS WIND SPEED
FROM POLRLY OBSERVATIONS

STATION NUMBER: 225500 STATION NAME: ARKHANGELSK USSR

PERIOD OF RECORD: 78-87
MONTH: FEB HOURS(LST): 1200-1400

| DIRECTION (DEGREES) | WIND SPEED IN KNOTS 1-3 | 4-6 | 7-10 | 11-16 | 17-21 | 22-27 | 28-33 | 34-40 | 41-47 | 48-55 | GE 56 | TOTAL % | MEAN WIND |
|---|---|---|---|---|---|---|---|---|---|---|---|---|---|
| N | .7 | .4 | | | | | | | | | | 1.1 | 2.7 |
| NNE | | .7 | | | | | | | | | | .7 | 5.0 |
| NE | .4 | 2.5 | | | | | | | | | | 2.8 | 4.5 |
| ENE | | 1.1 | | .4 | | | | | | | | 1.4 | 6.0 |
| E | .7 | 2.5 | .4 | 1.1 | | | | | | | | 4.6 | 6.6 |
| ESE | .7 | 2.8 | 2.1 | 1.1 | | | | | | | | 6.7 | 6.7 |
| SE | 2.8 | 11.0 | 2.5 | .7 | | | | | | | | 17.0 | 5.3 |
| SSE | 1.8 | 1.8 | 1.4 | 1.1 | | | | | | | | 6.0 | 6.6 |
| S | 1.1 | 2.5 | 1.8 | .7 | | | | | | | | 6.0 | 6.6 |
| SSW | | 3.9 | 2.5 | 1.8 | | | | | | | | 8.2 | 8.1 |
| SW | .7 | 1.4 | 1.8 | 1.1 | | | | | | | | 5.0 | 8.0 |
| WSW | | 3.5 | 3.5 | .4 | | | | | | | | 7.4 | 7.0 |
| W | .7 | 5.0 | 4.3 | 1.1 | | | | | | | | 11.0 | 7.0 |
| WNW | .4 | 1.4 | 2.8 | .7 | | | | | | | | 5.3 | 8.3 |
| NW | | 1.8 | 1.8 | .7 | | | | | | | | 4.3 | 8.3 |
| NNW | .4 | 3.2 | .4 | 1.4 | | | | | | | | 5.3 | 7.1 |
| VARIABLE | | | | | | | | | | | | | |
| CALM | ////////// | | | | | | | | | | | 7.1 | ////// |
| TOTALS | 10.3 | 45.4 | 25.2 | 12.1 | | | | | | | | 100.0 | 6.3 |

TOTAL NUMBER OF OBSERVATIONS: 282

GLOBAL CLIMATOLOGY BRANCH
USAFETAC
AIR WEATHER SERVICE/MAC

PERCENTAGE FREQUENCY OF OCCURRENCE OF SURFACE WIND DIRECTION VERSUS WIND SPEED
FROM MONTHLY OBSERVATIONS

STATION NUMBER: 22550C STATION NAME: ARKHANGELSK USSR PERIOD OF RECORD: 78-87
MONTH: FEB HOURS(LST): 1500-1700

| DIRECTION (DEGREES) | WIND SPEED IN KNOTS 1-3 | 4-6 | 7-10 | 11-16 | 17-21 | 22-27 | 28-33 | 34-40 | 41-47 | 48-55 | GE 56 | TOTAL % | MEAN WIND |
|---|---|---|---|---|---|---|---|---|---|---|---|---|---|
| N | | 1.8 | | | | | | | | | | 1.8 | 4.4 |
| NNE | | 1.4 | .4 | | | | | | | | | 1.8 | 5.6 |
| NE | .4 | 1.4 | | | | | | | | | | 1.8 | 3.6 |
| ENE | 1.1 | 1.1 | .4 | .7 | | | | | | | | 3.2 | 5.6 |
| E | 1.1 | 2.2 | 1.8 | | | | | | | | | 5.1 | 5.7 |
| ESE | .7 | 1.8 | 1.8 | .4 | | | | | | | | 4.7 | 6.5 |
| SE | 2.5 | 9.7 | 2.5 | 1.1 | | | | | | | | 15.9 | 5.5 |
| SSE | 1.4 | 3.6 | 1.1 | 1.8 | | | | | | | | 7.9 | 6.5 |
| S | .7 | 1.1 | 3.2 | 1.1 | | | | | | | | 6.1 | 7.6 |
| SSW | .4 | 1.4 | 2.9 | .7 | | | | | | | | 5.4 | 7.7 |
| SW | | 2.2 | 1.4 | 1.4 | | | | | | | | 5.1 | 8.3 |
| WSW | 1.1 | 1.8 | 4.0 | .7 | | | | | | | | 7.6 | 7.4 |
| W | .4 | 5.8 | 4.0 | 1.8 | | | | | | | | 11.9 | 7.4 |
| WNW | .4 | 3.2 | 2.5 | 1.4 | .4 | | | | | | | 7.9 | 8.3 |
| NW | 1.8 | 2.9 | 1.1 | .7 | | | | | | | | 6.5 | 5.6 |
| NNW | .4 | .7 | .4 | 1.1 | .4 | | | | | | | 2.9 | 9.6 |
| VARIABLE | | | | | | | | | | | | | |
| CALM | ////////// | ////////// | ////////// | ////////// | ////////// | ////////// | ////////// | ////////// | ////////// | ////////// | ////////// | 4.3 | ////// |
| TOTALS | 12.3 | 42.2 | 27.4 | 13.0 | .7 | | | | | | | 100.0 | 6.5 |

TOTAL NUMBER OF OBSERVATIONS: 277

GLOBAL CLIMATOLOGY BRANCH
USAFETAC
AIR WEATHER SERVICE/MAC

PERCENTAGE FREQUENCY OF OCCURRENCE OF SURFACE WIND DIRECTION VERSUS WIND SPEED
FROM HOURLY OBSERVATIONS

STATION NUMBER: 225500 STATION NAME: ARKHANGELSK USSR

PERIOD OF RECORD: 78-87
MONTH: FEB HOURS(LST): 1800-2000

| DIRECTION (DEGREES) | WIND SPEED IN KNOTS 1-3 | 4-6 | 7-10 | 11-16 | 17-21 | 22-27 | 28-33 | 34-40 | 41-47 | 48-55 | GE 56 | TOTAL % | MEAN WIND |
|---|---|---|---|---|---|---|---|---|---|---|---|---|---|
| N | | 1.1 | | | | | | | | | | 1.1 | 4.0 |
| NNE | | 1.1 | | | | | | | | | | 1.1 | 4.7 |
| NE | .7 | | 1.1 | .7 | | | | | | | | 2.6 | 7.7 |
| ENE | .7 | 1.1 | .7 | | | | | | | | | 2.6 | 4.9 |
| E | 1.5 | 3.0 | 1.1 | | | | | | | | | 5.5 | 4.7 |
| ESE | 1.5 | 3.7 | 1.5 | 1.1 | | | | | | | | 7.7 | 6.2 |
| SE | 1.1 | 7.7 | 3.0 | .4 | .4 | | | | | | | 12.5 | 6.0 |
| SSE | 1.1 | 2.6 | 1.8 | 1.5 | | | | | | | | 7.0 | 7.3 |
| S | | 2.2 | 1.8 | 1.1 | | | | | | | | 5.2 | 7.7 |
| SSW | .7 | 4.8 | 1.8 | .7 | | | | | | | | 8.1 | 6.2 |
| SW | .4 | 3.0 | .7 | 1.5 | .4 | | | | | | | 5.9 | 7.6 |
| WSW | 1.1 | 2.6 | 4.1 | 1.1 | | | | | | | | 8.9 | 7.1 |
| W | 2.6 | 4.8 | 3.3 | 1.1 | | | | | | | | 11.8 | 6.3 |
| WNW | .7 | 3.0 | 1.5 | .4 | | | | | | | | 5.5 | 6.4 |
| NW | 1.9 | 1.8 | 2.6 | 1.5 | | | | | | | | 7.7 | 6.8 |
| NNW | 1.1 | 1.5 | .4 | .4 | | | | | | | | 3.3 | 5.8 |
| VARIABLE | | | | | | | | | | | | | |
| CALM | ////////////

GLOBAL CLIMATOLOGY BRANCH
USAFETAC
AIR WEATHER SERVICE/MAC

PERCENTAGE FREQUENCY OF OCCURRENCE OF SURFACE WIND DIRECTION VERSUS WIND SPEED
FROM HOURLY OBSERVATIONS

STATION NUMBER: 22550C STATION NAME: ARKHANGELSK USSR PERIOD OF RECORD: 78-87
MONTH: FEB HOURS(LST): 2100-2300

| DIRECTION (DEGREES) | WIND SPEED IN KNOTS 1-3 | 4-6 | 7-10 | 11-16 | 17-21 | 22-27 | 28-33 | 34-40 | 41-47 | 48-55 | GE 56 | TOTAL % | MEAN WIND |
|---|---|---|---|---|---|---|---|---|---|---|---|---|---|
| N | .4 | 1.1 | .4 | | | | | | | | | 1.8 | 4.4 |
| NNE | 1.1 | 1.5 | | | | | | | | | | 2.6 | 3.7 |
| NE | .4 | .4 | .7 | .7 | | | | | | | | 2.2 | 7.7 |
| ENE | .7 | 2.2 | .4 | | | | | | | | | 3.3 | 4.7 |
| E | 1.1 | 4.0 | .7 | .4 | | | | | | | | 6.2 | 4.9 |
| ESE | 2.2 | 4.0 | 1.1 | .4 | | | | | | | | 7.7 | 5.0 |
| SE | 1.1 | 5.1 | 4.0 | .4 | .4 | | | | | | | 10.9 | 6.7 |
| SSE | .7 | 2.9 | .7 | 1.1 | | | | | | | | 5.5 | 6.8 |
| S | .4 | 2.9 | 1.1 | 1.8 | | | | | | | | 6.2 | 7.9 |
| SSW | .4 | 3.3 | 2.6 | | | | | | | | | 6.2 | 6.6 |
| SW | .7 | 2.6 | 1.1 | 1.5 | | | | | | | | 5.8 | 7.5 |
| WSW | .4 | 2.9 | 3.6 | .7 | | | | | | | | 7.7 | 7.2 |
| W | 1.8 | 7.3 | 4.0 | 1.1 | | | | | | | | 14.2 | 6.3 |
| WNW | .7 | 1.5 | 3.6 | | .4 | | | | | | | 6.2 | 7.6 |
| NW | 1.1 | 2.9 | 1.8 | .7 | | | | | | | | 6.6 | 6.6 |
| NNW | .4 | 1.5 | .4 | | | | | | | | | 2.2 | 5.3 |
| VARIABLE | | | | | | | | | | | | | |
| CALM | ////// | ////// | ////// | ////// | ////// | ////// | ////// | ////// | ////// | ////// | ////// | 4.7 | ////// |
| TOTALS | 13.5 | 46.0 | 26.3 | 8.8 | .7 | | | | | | | 100.0 | 6.1 |

TOTAL NUMBER OF OBSERVATIONS: 274

GLOBAL CLIMATOLOGY BRANCH
USAFETAC
AIR WEATHER SERVICE/MAC

PERCENTAGE FREQUENCY OF OCCURRENCE OF SURFACE WIND DIRECTION VERSUS WIND SPEED
FROM POLRLY OBSERVATIONS

STATION NUMBER: 22550 STATION NAME: ARKHANGELSK USSR PERIOD OF RECORD: 78-87
MONTH: FEB HOURS(LST): ALL

| DIRECTION (DEGREES) | WIND SPEED IN KNOTS 1-3 | 4-6 | 7-10 | 11-16 | 17-21 | 22-27 | 28-33 | 34-40 | 41-47 | 48-55 | GE 56 | TOTAL % | MEAN WIND |
|---|---|---|---|---|---|---|---|---|---|---|---|---|---|
| N | .5 | 1.3 | .2 | | | | | | | | | 2.0 | 4.2 |
| NNE | .4 | .9 | .2 | | | | | | | | | 1.5 | 4.6 |
| NE | .6 | 1.1 | .4 | .2 | | | | | | | | 2.3 | 5.4 |
| ENE | .6 | 1.3 | .2 | .3 | | | | | | | | 2.2 | 5.3 |
| E | 1.1 | 2.5 | 1.0 | .3 | | | | | | | | 5.0 | 5.3 |
| ESE | 1.7 | 4.0 | 1.6 | .6 | | | | | | | | 7.8 | 5.5 |
| SE | 1.9 | 8.6 | 2.5 | .6 | .1 | | | | | | | 13.6 | 5.6 |
| SSE | 1.4 | 2.8 | 1.4 | 1.2 | .0 | | | | | | | 6.9 | 6.6 |
| S | .7 | 2.6 | 2.2 | 1.0 | | | | | | | | 6.4 | 7.2 |
| SSW | .7 | 3.1 | 2.3 | .6 | | | | | | | | 6.8 | 6.9 |
| SW | .4 | 2.3 | 1.5 | 1.1 | .1 | | | | | | | 5.4 | 7.6 |
| WSW | .5 | 2.7 | 3.6 | .6 | | | | | | | | 7.8 | 6.9 |
| W | 1.4 | 5.3 | 3.9 | 1.0 | .0 | | | | | | | 11.6 | 6.6 |
| WNW | .4 | 2.2 | 2.0 | .8 | .1 | | | | | | | 5.9 | 7.5 |
| NW | 1.0 | 2.2 | 1.6 | .7 | | | | | | | | 5.5 | 6.6 |
| NNW | .5 | 1.7 | .7 | .6 | .0 | | | | | | | 3.4 | 7.0 |
| VARIABLE | | | | | | | | | | | | | |
| CALM | ////// | ////// | ////// | ////// | ////// | ////// | ////// | ////// | ////// | ////// | ////// | 5.8 | ////// |
| TOTALS | 19.5 | 44.2 | 25.3 | 9.8 | .5 | | | | | | | 100.0 | 6.0 |

TOTAL NUMBER OF OBSERVATIONS: 2176

GLOBAL CLIMATOLOGY BRANCH
USAFETAC
AIR WEATHER SERVICE/MAC

PERCENTAGE FREQUENCY OF OCCURRENCE OF SURFACE WIND DIRECTION VERSUS WIND SPEED
FROM HOURLY OBSERVATIONS

STATION NUMBER: 225500 STATION NAME: ARKHANGELSK USSR

PERIOD OF RECORD: 78-87
MONTH: MAR HOURS(LST): 0000-0200

| DIRECTION (DEGREES) | WIND SPEED IN KNOTS 1-3 | 4-6 | 7-10 | 11-16 | 17-21 | 22-27 | 28-33 | 34-40 | 41-47 | 48-55 | GE 56 | TOTAL % | MEAN WIND |
|---|---|---|---|---|---|---|---|---|---|---|---|---|---|
| N | .7 | 1.3 | .3 | | | | | | | | | 2.3 | 4.0 |
| NNE | .7 | 1.0 | .3 | | | | | | | | | 2.0 | 4.7 |
| NE | .3 | 1.0 | .7 | | | | | | | | | 2.0 | 5.7 |
| ENE | .3 | 1.7 | 1.0 | .3 | | | | | | | | 3.0 | 6.9 |
| E | 1.3 | 3.6 | .3 | | | | | | | | | 5.2 | 4.5 |
| ESE | 1.6 | 7.2 | .7 | | | | | | | | | 9.5 | 4.9 |
| SE | 1.3 | 7.9 | 3.0 | | | | | | | | | 12.1 | 5.5 |
| SSE | 2.0 | 4.9 | 2.6 | .3 | | | | | | | | 9.8 | 5.5 |
| S | 1.3 | 7.5 | 3.7 | 1.3 | | | | | | | | 13.4 | 6.3 |
| SSW | .7 | 3.6 | 2.0 | .3 | | | | | | | | 6.2 | 6.6 |
| SW | 2.0 | 1.0 | 2.3 | .3 | | | | | | | | 5.6 | 6.0 |
| WSW | .7 | 3.6 | 2.0 | .7 | | | | | | | | 6.9 | 6.5 |
| W | .7 | 3.0 | 2.3 | .7 | | | | | | | | 6.6 | 6.9 |
| WNW | 1.0 | 2.3 | .3 | .3 | | | | | | | | 3.9 | 4.8 |
| NW | 1.0 | 1.6 | .7 | .3 | | | | | | | | 3.3 | 5.0 |
| NNW | .7 | 3.0 | .7 | | | | | | | | | 4.3 | 4.9 |
| VARIABLE | | | | | | | | | | | | | |
| CALM | ////////////

GLOBAL CLIMATOLOGY BRANCH
USAFETAC
AIR WEATHER SERVICE/MAC

PERCENTAGE FREQUENCY OF OCCURRENCE OF SURFACE WIND DIRECTION VERSUS WIND SPEED
FROM HOURLY OBSERVATIONS

STATION NUMBER: 225500 STATION NAME: ARKHANGELSK USSR PERIOD OF RECORD: 78-87
MONTH: MAR HOURS(LST): 0300-0500

| DIRECTION (DEGREES) | WIND SPEED IN KNOTS 1-3 | 4-6 | 7-10 | 11-16 | 17-21 | 22-27 | 28-33 | 34-40 | 41-47 | 48-55 | GE 56 | TOTAL % | MEAN WIND |
|---|---|---|---|---|---|---|---|---|---|---|---|---|---|
| N | .7 | 1.0 | | | | | | | | | | 1.7 | 3.2 |
| NNE | | 1.3 | .3 | | | | | | | | | 1.7 | 6.0 |
| NE | .3 | 2.0 | 1.0 | | | | | | | | | 3.3 | 5.8 |
| ENE | .3 | 1.3 | 1.3 | .3 | | | | | | | | 3.3 | 7.0 |
| E | 1.0 | 2.6 | .7 | | | | | | | | | 4.3 | 4.9 |
| ESE | 3.6 | 8.6 | .7 | .7 | | | | | | | | 13.5 | 4.4 |
| SE | 2.3 | 9.9 | 3.6 | .3 | | | | | | | | 16.2 | 5.2 |
| SSE | .3 | 4.3 | 2.6 | .3 | | | | | | | | 7.6 | 6.3 |
| S | | 4.0 | 3.6 | 1.0 | | | | | | | | 8.6 | 7.3 |
| SSW | 1.0 | 3.0 | 3.0 | .7 | .3 | | | | | | | 7.9 | 7.0 |
| SW | .3 | 2.3 | 1.0 | .3 | | | | | | | | 4.0 | 6.5 |
| WSW | .3 | 2.3 | 2.6 | .3 | .3 | | | | | | | 5.9 | 7.7 |
| W | 1.7 | 1.7 | 1.7 | | | | | | | | | 5.0 | 5.5 |
| WNW | 1.7 | 1.3 | 1.0 | .7 | | | | | | | | 4.6 | 5.9 |
| NW | .3 | 2.3 | | | | | | | | | | 2.6 | 5.0 |
| NNW | .7 | 4.0 | 1.0 | | | | | | | | | 5.6 | 4.9 |
| VARIABLE | | | | | | | | | | | | | |
| CALM | ////////////

GLOBAL CLIMATOLOGY BRANCH
USAFETAC
AIR WEATHER SERVICE/MAC

PERCENTAGE FREQUENCY OF OCCURRENCE OF SURFACE WIND DIRECTION VERSUS WIND SPEED
FROM HOURLY OBSERVATIONS

STATION NUMBER: 225500 STATION NAME: ARKHANGELSK USSR

PERIOD OF RECORD: 78-87
MONTH: MAR HOURS(LST): 0600-0800

| DIRECTION (DEGREES) | WIND SPEED IN KNOTS 1-3 | 4-6 | 7-10 | 11-16 | 17-21 | 22-27 | 28-33 | 34-40 | 41-47 | 48-55 | GE 56 | TOTAL % | MEAN WIND |
|---|---|---|---|---|---|---|---|---|---|---|---|---|---|
| N | .3 | 1.0 | | | | | | | | | | 1.3 | 4.0 |
| NNE | | .7 | | | | | | | | | | .7 | 5.0 |
| NE | .3 | .7 | .3 | .7 | | | | | | | | 2.0 | 7.7 |
| ENE | | 2.0 | .7 | | | | | | | | | 2.6 | 5.5 |
| E | 1.3 | 2.6 | 1.0 | .3 | | | | | | | | 5.3 | 5.4 |
| ESE | 2.3 | 6.6 | 1.3 | .3 | | | | | | | | 10.6 | 4.8 |
| SE | 3.0 | 9.9 | 5.3 | | | | | | | | | 18.2 | 5.5 |
| SSE | 1.3 | 4.6 | 3.0 | .3 | | | | | | | | 9.3 | 5.9 |
| S | .3 | 4.0 | 3.0 | 1.0 | | | | | | | | 8.3 | 7.0 |
| SSW | | 3.6 | 3.6 | .7 | | | | | | | | 7.9 | 7.5 |
| SW | .3 | 2.6 | 1.0 | | | | | | | | | 4.0 | 6.0 |
| WSW | | 3.0 | 1.7 | | .3 | | | | | | | 5.0 | 7.1 |
| W | 2.0 | 4.3 | 2.0 | .3 | | | | | | | | 8.6 | 5.5 |
| WNW | .7 | 1.7 | 1.0 | .7 | | | | | | | | 4.0 | 6.8 |
| NW | .7 | 2.3 | | | | | | | | | | 3.0 | 4.4 |
| NNW | .7 | 2.0 | 1.0 | .3 | | | | | | | | 4.0 | 5.7 |
| VARIABLE | | | | | | | | | | | | | |
| CALM | ////////// | ////////// | ////////// | ////////// | ////////// | ////////// | ////////// | ////////// | ////////// | ////////// | ////////// | 5.3 | ////// |
| TOTALS | 19.2 | 51.7 | 24.8 | 4.6 | .3 | | | | | | | 100.0 | 5.6 |

TOTAL NUMBER OF OBSERVATIONS: 302

GLOBAL CLIMATOLOGY BRANCH
USAFETAC
AIR WEATHER SERVICE/MAC

PERCENTAGE FREQUENCY OF OCCURRENCE OF SURFACE WIND DIRECTION VERSUS WIND SPEED
FROM HOURLY OBSERVATIONS

STATION NUMBER: 22550C STATION NAME: ARKHANGELSK USSR

PERIOD OF RECORD: 78-87
MONTH: MAR HOURS(LST): 0900-1100

| DIRECTION (DEGREES) | WIND SPEED IN KNOTS 1-3 | 4-6 | 7-10 | 11-16 | 17-21 | 22-27 | 28-33 | 34-40 | 41-47 | 48-55 | GE 56 | TOTAL % | MEAN WIND |
|---|---|---|---|---|---|---|---|---|---|---|---|---|---|
| N | .4 | .4 | .4 | | | | | | | | | 1.1 | 5.3 |
| NNE | | .4 | .4 | | | | | | | | | .7 | 7.0 |
| NE | .4 | | .7 | .7 | | | | | | | | 1.8 | 8.8 |
| ENE | .4 | 1.1 | .4 | | | | | | | | | 1.8 | 4.4 |
| E | .4 | 2.5 | .4 | | | | | | | | | 3.2 | 5.6 |
| ESE | 2.9 | 5.4 | .4 | .4 | | | | | | | | 9.0 | 4.5 |
| SE | 2.5 | 10.8 | 6.1 | .7 | | | | | | | | 20.2 | 6.0 |
| SSE | 1.1 | 4.3 | 1.4 | .4 | | | | | | | | 7.2 | 5.5 |
| S | .7 | 4.0 | 4.0 | .7 | | | | | | | | 9.4 | 6.8 |
| SSW | 1.1 | 4.3 | 2.9 | 2.5 | | | | | | | | 10.8 | 7.4 |
| SW | .7 | 1.4 | 1.1 | 1.1 | .4 | | | | | | | 4.7 | 8.4 |
| WSW | 1.1 | 2.9 | 1.1 | .4 | | | | | | | | 5.4 | 5.6 |
| W | .7 | 5.1 | 2.5 | .4 | | | | | | | | 8.7 | 6.0 |
| WNW | .7 | 1.4 | .4 | .7 | | | | | | | | 3.2 | 6.4 |
| NW | .7 | .7 | .4 | | | | | | | | | 1.8 | 4.8 |
| NNW | .7 | 3.6 | 1.4 | .7 | | | | | | | | 6.5 | 6.3 |
| VARIABLE | | | | | | | | | | | | | |
| CALM | ////// | ////// | ////// | ////// | ////// | ////// | ////// | ////// | ////// | ////// | ////// | 4.7 | ////// |
| TOTALS | 19.4 | 48.0 | 23.8 | 8.7 | .4 | | | | | | | 100.0 | 5.9 |

TOTAL NUMBER OF OBSERVATIONS: 277

GLOBAL CLIMATOLOGY BRANCH
USAFETAC
AIR WEATHER SERVICE/MAC

PERCENTAGE FREQUENCY OF OCCURRENCE OF SURFACE WIND DIRECTION VERSUS WIND SPEED
FROM HOURLY OBSERVATIONS

STATION NUMBER: 225500 STATION NAME: ARKHANGELSK USSR PERIOD OF RECORD: 79-87
MONTH: MAR HOURS(LST): 1200-1400

| DIRECTION (DEGREES) | WIND SPEED IN KNOTS 1-3 | 4-6 | 7-10 | 11-16 | 17-21 | 22-27 | 28-33 | 34-40 | 41-47 | 48-55 | GE 56 | TOTAL % | MEAN WIND |
|---|---|---|---|---|---|---|---|---|---|---|---|---|---|
| N | | | 1.3 | .3 | | | | | | | | 1.7 | 9.2 |
| NNE | | .7 | .7 | | | | | | | | | 1.3 | 6.5 |
| NE | | .7 | .3 | .3 | | | | | | | | 1.0 | 9.0 |
| ENE | | .7 | .7 | .3 | | | | | | | | 1.3 | 8.5 |
| E | | 2.6 | 1.0 | 1.0 | | | | | | | | 4.6 | 8.0 |
| ESE | | 2.6 | 1.3 | | | | | | | | | 4.0 | 6.2 |
| SE | 1.3 | 9.3 | 5.3 | .3 | | | | | | | | 16.2 | 6.4 |
| SSE | 1.0 | 4.6 | 2.6 | .3 | | | | | | | | 8.6 | 6.0 |
| S | .7 | 5.3 | 3.6 | 1.0 | | | | | | | | 10.6 | 6.8 |
| SSW | 1.3 | 3.0 | 4.6 | 1.7 | | | | | | | | 10.6 | 7.8 |
| SW | 1.3 | 1.0 | 1.7 | .3 | | | | | | | | 4.3 | 6.5 |
| WSW | 1.0 | 2.6 | 2.6 | 1.0 | .7 | | | | | | | 7.9 | 7.8 |
| W | 1.0 | 6.6 | 2.6 | .7 | | | | | | | | 10.9 | 6.1 |
| WNW | 1.0 | 3.0 | 2.0 | .3 | | | | | | | | 6.3 | 5.6 |
| NW | .7 | 1.3 | 1.7 | 1.0 | | | | | | | | 4.6 | 8.1 |
| NNW | .3 | .7 | 1.7 | .3 | | | | | | | | 3.0 | 7.1 |
| VARIABLE | | | | | | | | | | | | | |
| CALM | ////////// | ////////// | ////////// | ////////// | ////////// | ////////// | ////////// | ////////// | ////////// | ////////// | ////////// | 3.0 | ////// |
| TOTALS | 9.6 | 44.0 | 33.8 | 8.9 | .7 | | | | | | | 100.0 | 6.6 |

TOTAL NUMBER OF OBSERVATIONS: 302

GLOBAL CLIMATOLOGY BRANCH
USAFETAC
AIR WEATHER SERVICE/MAC

PERCENTAGE FREQUENCY OF OCCURRENCE OF SURFACE WIND DIRECTION VERSUS WIND SPEED
FROM HOURLY OBSERVATIONS

STATION NUMBER: 22550C STATION NAME: ARKHANGELSK USSR PERIOD OF RECORD: 7P-87
MONTH: MAR HOURS(LST): 1500-17C0

| DIRECTION (DEGREES) | WIND SPEED IN KNOTS 1-3 | 4-6 | 7-10 | 11-16 | 17-21 | 22-27 | 28-33 | 34-40 | 41-47 | 48-55 | GE 56 | TOTAL % | MEAN WIND |
|---|---|---|---|---|---|---|---|---|---|---|---|---|---|
| N | | .7 | 2.0 | | | | | | | | | 2.6 | 8.0 |
| NNE | | .7 | .3 | .3 | | | | | | | | 1.3 | 8.0 |
| NE | | | .3 | | | | | | | | | .3 | 8.0 |
| ENE | | 2.3 | | .3 | | | | | | | | 2.6 | 6.8 |
| E | .3 | 1.7 | 2.3 | .3 | | | | | | | | 4.6 | 7.7 |
| ESE | | 1.7 | .7 | .3 | | | | | | | | 2.6 | 6.8 |
| SE | 1.7 | 7.0 | 2.6 | 1.0 | | | | | | | | 12.3 | 6.3 |
| SSE | 1.0 | 7.3 | 3.0 | 1.0 | | | | | | | | 12.3 | 6.4 |
| S | .3 | 3.3 | 4.6 | .7 | | | | | | | | 8.9 | 7.4 |
| SSW | 1.0 | 4.6 | 5.0 | 1.0 | | .3 | | | | | | 11.9 | 7.7 |
| SW | .3 | 2.0 | 1.0 | .7 | | | | | | | | 4.0 | 7.2 |
| WSW | .3 | 2.3 | 3.3 | 1.3 | .7 | | | | | | | 7.9 | 8.8 |
| W | 2.0 | 4.6 | 1.7 | .3 | | | | | | | | 8.6 | 5.2 |
| WNW | .3 | 3.0 | 2.0 | .3 | | | | | | | | 5.6 | 6.5 |
| NW | .7 | 5.0 | 1.7 | 1.0 | | | | | | | | 8.3 | 6.5 |
| NNW | .3 | 2.6 | 1.0 | | | | | | | | | 4.0 | 5.3 |
| VARIABLE | | | | | | | | | | | | | |
| CALM | ////////// | ////// | ////// | ////// | ////// | ////// | ////// | ////// | ////// | ////// | ////// | 2.0 | ////// |
| TOTALS | 8.3 | 48.7 | 31.5 | 8.6 | .7 | .3 | | | | | | 100.0 | 6.7 |

TOTAL NUMBER OF OBSERVATIONS: 302

GLOBAL CLIMATOLOGY BRANCH
USAFETAC
AIR WEATHER SERVICE/MAC

PERCENTAGE FREQUENCY OF OCCURRENCE OF SURFACE WIND DIRECTION VERSUS WIND SPEED
FROM HOURLY OBSERVATIONS

STATION NUMBER: 22550C STATION NAME: ARKHANGELSK USSR

PERIOD OF RECORD: 78-87
MONTH: MAR HOURS(LST): 1800-2000

| DIRECTION (DEGREES) | WIND SPEED IN KNOTS 1-3 | 4-6 | 7-10 | 11-16 | 17-21 | 22-27 | 28-33 | 34-40 | 41-47 | 48-55 | GE 56 | TOTAL % | MEAN WIND |
|---|---|---|---|---|---|---|---|---|---|---|---|---|---|
| N | 1.3 | 2.0 | .7 | | | | | | | | | 4.0 | 4.2 |
| NNE | .3 | 1.7 | .7 | | | | | | | | | 2.7 | 5.8 |
| NE | .7 | .3 | .3 | | | | | | | | | 1.3 | 5.0 |
| ENE | 1.0 | 1.7 | 1.0 | | | | | | | | | 3.7 | 5.1 |
| E | | 3.7 | .7 | .7 | | | | | | | | 5.0 | 6.7 |
| ESE | 1.7 | 4.0 | 1.7 | .3 | | | | | | | | 7.7 | 5.2 |
| SE | 1.3 | 7.7 | 3.0 | .3 | | | | | | | | 12.3 | 5.6 |
| SSE | .3 | 3.3 | 3.0 | .3 | | | | | | | | 7.0 | 6.9 |
| S | .3 | 9.3 | 3.3 | 1.0 | | | | | | | | 14.0 | 6.4 |
| SSW | .3 | 3.3 | 2.3 | .7 | | | | | | | | 6.7 | 6.8 |
| SW | | 2.3 | 1.0 | .7 | | | | | | | | 4.0 | 7.5 |
| WSW | | 3.0 | 2.3 | 1.0 | | | | | | | | 6.3 | 7.7 |
| W | 1.7 | 2.3 | 2.0 | 1.0 | | | | | | | | 6.7 | 6.7 |
| WNW | 1.0 | 1.7 | .7 | | | | | | | | | 3.3 | 4.8 |
| NW | 1.3 | 3.3 | 2.0 | .3 | | | | | | | | 7.0 | 5.8 |
| NNW | 2.0 | 3.0 | .7 | | | | | | | | | 5.7 | 4.2 |
| VARIABLE | | | | | | | | | | | | | |
| CALM | ////////// | ////////// | ////////// | ////////// | ////////// | ////////// | ////////// | ////////// | ////////// | ////////// | ////////// | 2.7 | ////// |
| TOTALS | 13.0 | 52.7 | 25.3 | 6.3 | | | | | | | | 100.0 | 5.9 |

TOTAL NUMBER OF OBSERVATIONS: 300

GLOBAL CLIMATOLOGY BRANCH
USAFETAC
AIR WEATHER SERVICE/MAC

PERCENTAGE FREQUENCY OF OCCURRENCE OF SURFACE WIND DIRECTION VERSUS WIND SPEED
FROM HOURLY OBSERVATIONS

STATION NUMBER: 225500 STATION NAME: ARKHANGELSK USSR PERIOD OF RECORD: 79-87
MONTH: MAR HOURS(LST): 2100-2300

| DIRECTION (DEGREES) | WIND SPEED IN KNOTS 1-3 | 4-6 | 7-10 | 11-16 | 17-21 | 22-27 | 28-33 | 34-40 | 41-47 | 48-55 | GE 56 | TOTAL % | MEAN WIND |
|---|---|---|---|---|---|---|---|---|---|---|---|---|---|
| N | .7 | 1.7 | .3 | | | | | | | | | 2.6 | 4.3 |
| NNE | | 1.0 | 1.0 | | | | | | | | | 2.0 | 7.3 |
| NE | | 2.0 | | .3 | | | | | | | | 2.3 | 5.7 |
| ENE | | 2.3 | .7 | | | | | | | | | 3.0 | 5.8 |
| E | 1.7 | 4.3 | .3 | .3 | | | | | | | | 6.6 | 5.2 |
| ESE | 1.0 | 6.0 | 2.0 | | | | | | | | | 8.9 | 5.4 |
| SE | .7 | 9.9 | 2.6 | .3 | | | | | | | | 13.6 | 5.7 |
| SSE | .7 | 5.3 | 2.0 | .7 | | | | | | | | 8.6 | 6.2 |
| S | 1.7 | 6.6 | 3.3 | .7 | | | | | | | | 12.3 | 5.9 |
| SSW | 1.7 | 3.3 | 2.6 | .3 | | | | | | | | 7.9 | 5.9 |
| SW | .3 | 2.6 | 1.7 | | | | | | | | | 4.6 | 6.0 |
| WSW | .7 | 2.6 | 1.7 | 1.0 | | | | | | | | 6.0 | 7.0 |
| W | .7 | 5.0 | 2.6 | | | | | | | | | 8.3 | 5.7 |
| WNW | .3 | 1.3 | .7 | .3 | | | | | | | | 2.6 | 6.5 |
| NW | | 2.0 | .3 | .3 | | | | | | | | 2.6 | 6.8 |
| NNW | .3 | 1.3 | 1.3 | .3 | | | | | | | | 3.3 | 6.6 |
| VARIABLE | | | | | | | | | | | | | |
| CALM | ////////// | ////////// | ////////// | ////////// | ////////// | ////////// | ////////// | ////////// | ////////// | ////////// | ////////// | 4.6 | ////// |
| TOTALS | 10.3 | 57.3 | 23.2 | 4.6 | | | | | | | | 100.0 | 5.6 |

TOTAL NUMBER OF OBSERVATIONS: 302

GLOBAL CLIMATOLOGY BRANCH
USAFETAC
AIR WEATHER SERVICE/MAC

PERCENTAGE FREQUENCY OF OCCURRENCE OF SURFACE WIND DIRECTION VERSUS WIND SPEED
FROM POLRLY OBSERVATIONS

STATION NUMBER: 22550C STATION NAME: ARKHANGELSK USSR

PERIOD OF RECORD: 78-87
MONTH: MAR HOURS(LST): ALL

| DIRECTION (DEGREES) | WIND SPEED IN KNOTS 1-3 | 4-6 | 7-10 | 11-16 | 17-21 | 22-27 | 28-33 | 34-40 | 41-47 | 48-55 | GE 56 | TOTAL % | MEAN WIND |
|---|---|---|---|---|---|---|---|---|---|---|---|---|---|
| N | .5 | 1.0 | .6 | .0 | | | | | | | | 2.2 | 5.2 |
| NNE | .1 | .9 | .5 | .0 | | | | | | | | 1.5 | 6.2 |
| NE | .3 | .8 | .5 | .3 | | | | | | | | 1.8 | 6.5 |
| ENE | .3 | 1.5 | .7 | .2 | | | | | | | | 2.7 | 6.2 |
| E | .8 | 3.0 | .8 | .3 | | | | | | | | 4.9 | 5.9 |
| ESE | 1.6 | 5.3 | 1.1 | .3 | | | | | | | | 8.2 | 5.0 |
| SE | 1.8 | 9.0 | 3.9 | .4 | | | | | | | | 15.1 | 5.8 |
| SSE | 1.0 | 4.8 | 2.5 | .5 | | | | | | | | 8.8 | 6.1 |
| S | .7 | 5.5 | 3.6 | .9 | | | | | | | | 10.7 | 6.7 |
| SSW | .8 | 3.6 | 3.3 | 1.0 | .0 | .0 | | | | | | 8.7 | 7.2 |
| SW | .7 | 1.9 | 1.3 | .4 | .0 | | | | | | | 4.4 | 6.7 |
| WSW | .5 | 2.8 | 2.2 | .7 | .3 | | | | | | | 6.4 | 7.4 |
| W | 1.3 | 4.1 | 2.2 | .4 | | | | | | | | 7.9 | 5.9 |
| WNW | .8 | 2.0 | 1.0 | .4 | | | | | | | | 4.2 | 5.9 |
| NW | .7 | 2.3 | .8 | .4 | | | | | | | | 4.2 | 6.1 |
| NNW | .7 | 2.5 | 1.1 | .2 | | | | | | | | 4.5 | 5.5 |
| VARIABLE | | | | | | | | | | | | | |
| CALM | ////// | ////// | ////// | ////// | ////// | ////// | ////// | ////// | ////// | ////// | ////// | 3.8 | ////// |
| TOTALS | 12.4 | 51.0 | 26.1 | 6.4 | .3 | .0 | | | | | | 100.0 | 5.9 |

TOTAL NUMBER OF OBSERVATIONS: 2393

GLOBAL CLIMATOLOGY BRANCH
USAFETAC
AIR WEATHER SERVICE/MAC

PERCENTAGE FREQUENCY OF OCCURRENCE OF SURFACE WIND DIRECTION VERSUS WIND SPEED
FROM HOURLY OBSERVATIONS

STATION NUMBER: 22550C STATION NAME: ARKHANGELSK USSR

PERIOD OF RECORD: 78-87
MONTH: APR HOURS(LST): 0000-0200

| DIRECTION (DEGREES) | WIND SPEED IN KNOTS 1-3 | 4-6 | 7-10 | 11-16 | 17-21 | 22-27 | 28-33 | 34-40 | 41-47 | 48-55 | GE 56 | TOTAL % | MEAN WIND |
|---|---|---|---|---|---|---|---|---|---|---|---|---|---|
| N | .7 | 5.5 | 2.1 | 1.4 | | | | | | | | 9.6 | 6.4 |
| NNE | .3 | 2.7 | .3 | | | | | | | | | 3.4 | 4.8 |
| NE | .7 | 4.8 | .7 | .3 | | | | | | | | 6.5 | 5.7 |
| ENE | .7 | 2.7 | .7 | .3 | | | | | | | | 4.5 | 5.4 |
| E | .7 | 2.7 | 1.0 | .3 | | | | | | | | 4.8 | 6.0 |
| ESE | .7 | 7.2 | 1.7 | | | | | | | | | 9.6 | 5.3 |
| SE | 1.7 | 6.8 | 1.0 | | | | | | | | | 9.6 | 4.9 |
| SSE | 1.0 | 2.7 | 1.4 | | | | | | | | | 5.1 | 5.3 |
| S | .3 | 4.8 | .3 | .3 | | | | | | | | 5.8 | 5.3 |
| SSW | | 1.4 | 1.0 | 1.0 | | | | | | | | 3.4 | 8.2 |
| SW | .3 | 2.1 | 1.4 | .3 | | | | | | | | 4.1 | 6.3 |
| WSW | 1.0 | 2.4 | 1.4 | .3 | | | | | | | | 5.1 | 5.6 |
| W | 2.4 | 5.1 | 1.4 | | | | | | | | | 8.9 | 4.7 |
| WNW | .3 | 3.1 | .3 | | | | | | | | | 3.8 | 4.5 |
| NW | .7 | 2.4 | .3 | .3 | | .3 | | | | | | 4.1 | 6.3 |
| NNW | 1.0 | 4.8 | .3 | .3 | | | | | | | | 6.5 | 5.4 |
| VARIABLE | | | | | | | | | | | | | |
| CALM | ////// | ////// | ////// | ////// | ////// | ////// | ////// | ////// | ////// | ////// | ////// | 5.1 | ////// |
| TOTALS | 12.7 | 61.3 | 15.4 | 5.1 | | .3 | | | | | | 100.0 | 5.3 |

TOTAL NUMBER OF OBSERVATIONS: 292

GLOBAL CLIMATOLOGY BRANCH
USAFETAC
AIR WEATHER SERVICE/MAC

PERCENTAGE FREQUENCY OF OCCURRENCE OF SURFACE WIND DIRECTION VERSUS WIND SPEED
FROM HOURLY OBSERVATIONS

STATION NUMBER: 225500 STATION NAME: ARKHANGELSK USSR

PERIOD OF RECORD: 78-87
MONTH: APR HOURS(LST): 0300-0500

| DIRECTION (DEGREES) | WIND SPEED IN KNOTS 1-3 | 4-6 | 7-10 | 11-16 | 17-21 | 22-27 | 28-33 | 34-40 | 41-47 | 48-55 | GE 56 | TOTAL % | MEAN WIND |
|---|---|---|---|---|---|---|---|---|---|---|---|---|---|
| N | 1.7 | 3.8 | 1.0 | .3 | | | | | | | | 6.8 | 4.9 |
| NNE | .3 | 2.1 | | .7 | | | | | | | | 3.1 | 6.9 |
| NE | .3 | 3.1 | 1.7 | | | | | | | | | 5.1 | 5.5 |
| ENE | 1.4 | 2.1 | .7 | | | | | | | | | 4.1 | 4.3 |
| E | 1.0 | 4.1 | 1.4 | .3 | | | | | | | | 6.8 | 5.9 |
| ESE | 1.7 | 6.2 | 1.4 | | | | | | | | | 9.2 | 5.0 |
| SE | 2.4 | 7.5 | .7 | .3 | | | | | | | | 11.0 | 4.6 |
| SSE | | 3.8 | .7 | | | | | | | | | 4.5 | 5.7 |
| S | 1.4 | 2.7 | 1.0 | | | | | | | | | 5.1 | 4.9 |
| SSW | .3 | 2.4 | 1.0 | .3 | | | | | | | | 4.1 | 6.5 |
| SW | | 1.7 | 1.4 | .3 | | | | | | | | 3.4 | 7.2 |
| WSW | 1.0 | 2.7 | .7 | .7 | | | | | | | | 5.1 | 6.1 |
| W | 3.1 | 3.8 | 2.1 | | | | | | | | | 8.9 | 4.7 |
| WNW | | 1.4 | 1.0 | | | | | | | | | 2.4 | 6.0 |
| NW | .7 | 3.1 | .7 | .3 | | .3 | | | | | | 5.1 | 6.9 |
| NNW | 2.1 | 4.1 | 2.7 | .3 | | | | | | | | 9.2 | 5.6 |
| VARIABLE | | | | | | | | | | | | | |
| CALM | ////////// | ////////// | ////////// | ////////// | ////////// | ////////// | ////////// | ////////// | ////////// | ////////// | ////////// | 5.8 | ////// |
| TOTALS | 17.5 | 54.5 | 18.2 | 3.8 | | .3 | | | | | | 100.0 | 5.1 |

TOTAL NUMBER OF OBSERVATIONS: 292

GLOBAL CLIMATOLOGY BRANCH
USAFETAC
AIR WEATHER SERVICE/MAC

PERCENTAGE FREQUENCY OF OCCURRENCE OF SURFACE WIND DIRECTION VERSUS WIND SPEED
FROM HOURLY OBSERVATIONS

STATION NUMBER: 225500 STATION NAME: ARKHANGELSK USSR

PERIOD OF RECORD: 78-87
MONTH: APR HOURS(LST): 0600-0800

| DIRECTION (DEGREES) | WIND SPEED IN KNOTS 1-3 | 4-6 | 7-10 | 11-16 | 17-21 | 22-27 | 28-33 | 34-40 | 41-47 | 48-55 | GE 56 | TOTAL % | MEAN WIND |
|---|---|---|---|---|---|---|---|---|---|---|---|---|---|
| N | .3 | 2.7 | 1.0 | .7 | | | | | | | | 4.7 | 6.6 |
| NNE | .3 | 4.1 | .3 | .3 | | | | | | | | 5.1 | 5.5 |
| NE | 1.0 | 3.4 | .7 | | | | | | | | | 5.1 | 4.9 |
| ENE | .3 | 1.7 | 1.7 | | | | | | | | | 3.7 | 6.4 |
| E | 1.7 | 2.7 | 1.4 | | | | | | | | | 5.8 | 5.1 |
| ESE | 1.0 | 5.8 | 1.7 | .3 | | | | | | | | 8.8 | 5.3 |
| SE | 2.7 | 7.1 | 3.4 | | | | | | | | | 13.2 | 5.0 |
| SSE | 1.0 | 4.1 | 1.0 | | | | | | | | | 6.1 | 5.0 |
| S | .7 | 2.0 | 1.0 | | .3 | | | | | | | 4.1 | 6.6 |
| SSW | | 2.4 | .7 | .7 | | | | | | | | 3.7 | 7.3 |
| SW | .3 | 1.7 | 1.0 | .3 | | | | | | | | 3.4 | 6.8 |
| WSW | 1.0 | 2.0 | 2.0 | | | | | | | | | 5.1 | 5.7 |
| W | 1.7 | 4.1 | 1.7 | | | | | | | | | 7.5 | 4.7 |
| WNW | .7 | 2.7 | .3 | | | | | | | | | 3.7 | 5.1 |
| NW | 1.0 | 2.7 | 1.7 | .7 | | | | | | | | 6.1 | 6.4 |
| NNW | 1.0 | 4.7 | 1.4 | .7 | | | | | | | | 7.8 | 5.8 |
| VARIABLE | | | | | | | | | | | | | |
| CALM | ////// | ////// | ////// | ////// | ////// | ////// | ////// | ////// | ////// | ////// | ////// | 6.1 | ////// |
| TOTALS | 14.9 | 52.9 | 21.0 | 3.7 | .3 | | | | | | | 100.0 | 5.3 |

TOTAL NUMBER OF OBSERVATIONS: 295

GLOBAL CLIMATOLOGY BRANCH
USAFETAC
AIR WEATHER SERVICE/MAC

PERCENTAGE FREQUENCY OF OCCURRENCE OF SURFACE WIND DIRECTION VERSUS WIND SPEED
FROM HOURLY OBSERVATIONS

STATION NUMBER: 22550C STATION NAME: ARKHANGELSK USSR

PERIOD OF RECORD: 78-87
MONTH: APR HOURS(LST): 0900-1100

| DIRECTION (DEGREES) | WIND SPEED IN KNOTS 1-3 | 4-6 | 7-10 | 11-16 | 17-21 | 22-27 | 28-33 | 34-40 | 41-47 | 48-55 | GE 56 | TOTAL % | MEAN WIND |
|---|---|---|---|---|---|---|---|---|---|---|---|---|---|
| N | .4 | 2.2 | .7 | 1.5 | | | | | | | | 4.8 | 7.4 |
| NNE | | .7 | 1.9 | .7 | | | | | | | | 3.3 | 9.1 |
| NE | .4 | 2.2 | 3.0 | | | | | | | | | 5.6 | 6.5 |
| ENE | | 1.1 | .7 | | | | | | | | | 1.9 | 6.0 |
| E | | 3.7 | .7 | .4 | | | | | | | | 4.8 | 5.8 |
| ESE | 1.1 | 1.5 | 1.9 | .7 | | | | | | | | 5.2 | 6.9 |
| SE | | 7.8 | 4.1 | .4 | | | | | | | | 12.3 | 6.5 |
| SSE | .7 | 7.1 | .4 | | | | | | | | | 8.2 | 4.7 |
| S | 2.2 | 3.7 | 1.9 | .4 | | | | | | | | 8.2 | 5.3 |
| SSW | .7 | 2.6 | .4 | .4 | | | | | | | | 4.1 | 5.6 |
| SW | 1.5 | .4 | 1.9 | .4 | | | | | | | | 4.1 | 6.7 |
| WSW | 1.1 | 2.6 | .7 | .7 | | | | | | | | 5.2 | 6.1 |
| W | 1.5 | 4.8 | 2.2 | .7 | | | | | | | | 9.3 | 5.9 |
| WNW | 1.9 | 4.1 | .4 | .4 | | | | | | | | 6.7 | 4.7 |
| NW | .7 | 3.7 | 1.9 | .4 | | | | | | | | 6.7 | 5.8 |
| NNW | .4 | 3.0 | 2.6 | 1.9 | .4 | | | | | | | 8.2 | 8.4 |
| VARIABLE | | | | | | | | | | | | | |
| CALM | ////////////

GLOBAL CLIMATOLOGY BRANCH
USAFETAC
AIR WEATHER SERVICE/MAC

PERCENTAGE FREQUENCY OF OCCURRENCE OF SURFACE WIND DIRECTION VERSUS WIND SPEED
FROM HOURLY OBSERVATIONS

STATION NUMBER: 225500 STATION NAME: ARKHANGELSK USSR

PERIOD OF RECORD: 73-87
MONTH: APR HOURS(LST): 1200-1400

| DIRECTION (DEGREES) | WIND SPEED IN KNOTS 1-3 | 4-6 | 7-10 | 11-16 | 17-21 | 22-27 | 28-33 | 34-40 | 41-47 | 48-55 | GE 56 | TOTAL % | MEAN WIND |
|---|---|---|---|---|---|---|---|---|---|---|---|---|---|
| N | .3 | 1.4 | 3.0 | .7 | | | | | | | | 5.4 | 7.6 |
| NNE | | 1.4 | 1.4 | | | | | | | | | 2.7 | 7.8 |
| NE | | .7 | 1.4 | .7 | | | | | | | | 2.7 | 9.0 |
| ENE | .7 | 1.7 | .3 | | | | | | | | | 2.4 | 5.4 |
| E | .7 | 1.4 | 1.0 | .7 | | | | | | | | 3.4 | 7.8 |
| ESE | | .3 | 1.4 | .7 | | | | | | | | 2.4 | 9.7 |
| SE | .3 | 3.0 | 4.4 | 1.0 | .3 | | | | | | | 9.1 | 8.0 |
| SSE | .7 | 3.0 | 2.7 | .7 | | | | | | | | 7.1 | 6.8 |
| S | 1.7 | 5.1 | 1.4 | .3 | .3 | | | | | | | 8.8 | 5.8 |
| SSW | .3 | 2.0 | 1.7 | .3 | | | | | | | | 4.4 | 6.8 |
| SW | 1.0 | 1.7 | 1.4 | .7 | .3 | | | | | | | 5.1 | 7.7 |
| WSW | .7 | 3.7 | 2.4 | .3 | | | | | | | | 7.1 | 6.7 |
| W | 1.7 | 6.1 | 1.7 | | | | | | | | | 9.5 | 5.1 |
| WNW | 1.0 | 4.7 | 2.4 | 2.0 | | | | | | | | 10.1 | 7.4 |
| NW | | 5.1 | 3.4 | 1.4 | 1.4 | | | | | | | 11.1 | 8.2 |
| NNW | .7 | 2.4 | 4.1 | 1.7 | | | | | | | | 8.8 | 8.5 |
| VARIABLE | | | | | | | | | | | | | |
| CALM | ////////// | ////////// | ////////// | ////////// | ////////// | ////////// | ////////// | ////////// | ////////// | ////////// | ////////// | .3 | ////// |
| TOTALS | 8.8 | 42.6 | 33.8 | 11.1 | 2.4 | | | | | | | 100.0 | 7.2 |

TOTAL NUMBER OF OBSERVATIONS: 296

GLOBAL CLIMATOLOGY BRANCH
USAFETAC
AIR WEATHER SERVICE/MAC

PERCENTAGE FREQUENCY OF OCCURRENCE OF SURFACE WIND DIRECTION VERSUS WIND SPEED
FROM POLRLY OBSERVATIONS

STATION NUMBER: 225500 STATION NAME: ARKHANGELSK USSR

PERIOD OF RECORD: 78-87
MONTH: APR HOURS(LST): 1500-1700

| DIRECTION (DEGREES) | WIND SPEED IN KNOTS 1-3 | 4-6 | 7-10 | 11-16 | 17-21 | 22-27 | 28-33 | 34-40 | 41-47 | 48-55 | GE 56 | TOTAL % | MEAN WIND |
|---|---|---|---|---|---|---|---|---|---|---|---|---|---|
| N | .3 | 1.7 | 3.4 | .7 | | | | | | | | 6.1 | 8.2 |
| NNE | | 2.7 | 1.7 | 1.0 | .3 | | | | | | | 5.8 | 8.3 |
| NE | .3 | 1.0 | 1.0 | | | | | | | | | 2.4 | 6.0 |
| ENE | .3 | .7 | .7 | | | | | | | | | 1.7 | 5.2 |
| E | | 1.7 | 1.4 | .3 | | | | | | | | 3.4 | 8.0 |
| ESE | .3 | 2.0 | 1.4 | .3 | | | | | | | | 4.1 | 7.0 |
| SE | | 3.7 | 4.1 | .3 | | | | | | | | 8.1 | 7.0 |
| SSE | .7 | 3.1 | 1.4 | .3 | | | | | | | | 5.1 | 6.7 |
| S | 1.0 | 4.1 | 1.0 | 1.0 | | | | | | | | 7.1 | 6.0 |
| SSW | .7 | 1.7 | 3.7 | .3 | | | | | | | | 6.4 | 7.3 |
| SW | | 1.4 | 1.4 | .3 | | | | | | | | 3.1 | 7.6 |
| WSW | .7 | 2.4 | 1.0 | 1.0 | | | | | | | | 4.7 | 8.1 |
| W | .7 | 5.1 | 2.4 | 1.0 | | | | | | | | 8.8 | 6.6 |
| WNW | .7 | 2.0 | 3.1 | 1.0 | | | .3 | | | | | 6.8 | 8.9 |
| NW | .7 | 3.4 | 6.8 | 5.8 | .3 | | | | | | | 16.6 | 9.6 |
| NNW | 1.0 | 2.7 | 4.1 | 1.0 | | | | | | | | 8.8 | 7.2 |
| VARIABLE | | | | | | | | | | | | | |
| CALM | ////////////

GLOBAL CLIMATOLOGY BRANCH
USAFETAC
AIR WEATHER SERVICE/MAC

PERCENTAGE FREQUENCY OF OCCURRENCE OF SURFACE WIND DIRECTION VERSUS WIND SPEED
FROM POLRLY OBSERVATIONS

STATION NUMBER: 225500 STATION NAME: ARKHANGELSK USSR

PERIOD OF RECORD: 74-87
MONTH: APR HOURS(LST): 1800-2100

| DIRECTION (DEGREES) | WIND SPEED IN KNOTS 1-3 | 4-6 | 7-10 | 11-16 | 17-21 | 22-27 | 28-33 | 34-40 | 41-47 | 48-55 | GE 56 | TOTAL % | MEAN WIND |
|---|---|---|---|---|---|---|---|---|---|---|---|---|---|
| N | .3 | 2.4 | 2.1 | 1.0 | | | | | | | | 5.8 | 7.6 |
| NNE | .3 | 1.7 | 2.4 | .3 | | | | | | | | 4.8 | 7.1 |
| NE | | 1.4 | 1.0 | | | | | | | | | 2. | 6.6 |
| ENE | | 2.1 | | .3 | | | | | | | | 2.4 | 6.3 |
| E | .7 | 1.4 | 1.0 | .7 | | | | | | | | 3.8 | 7.1 |
| ESE | .3 | 2.1 | 1.7 | | | | | | | | | 4.1 | 6.1 |
| SE | 1.0 | 6.5 | 2.4 | .3 | | | | | | | | 10.3 | 5.3 |
| SSE | .3 | 2.1 | .7 | .7 | | | | | | | | 3.8 | 6.9 |
| S | 1.0 | 4.1 | 1.0 | | | | | | | | | 6.2 | 5.0 |
| SSW | .3 | 1.4 | 2.1 | 1.4 | | | | | | | | 5.2 | 8.0 |
| SW | .3 | | .3 | .3 | .3 | | | | | | | 1.4 | 10.8 |
| WSW | 1.0 | 1.7 | .3 | 1.0 | | | | | | | | 4.1 | 6.5 |
| W | .7 | 3.4 | 1.0 | .3 | | .3 | | | | | | 5.2 | 6.8 |
| WNW | 1.0 | 3.1 | 1.7 | | | | | | | | | 5.8 | 5.5 |
| NW | 1.7 | 7.9 | 8.2 | 2.4 | .3 | | | | | | | 20.6 | 7.5 |
| NNW | 1.0 | 4.5 | 2.4 | 2.7 | | | | | | | | 10.7 | 7.8 |
| VARIABLE | | | | | | | | | | | | | |
| CALM | ////// | ////// | ////// | ////// | ////// | ////// | ////// | ////// | ////// | ////// | ////// | 2.7 | ////// |
| TOTALS | 10.7 | 45.7 | 28.5 | 11.7 | .7 | .3 | | | | | | 100.0 | 6.7 |

TOTAL NUMBER OF OBSERVATIONS: 291

GLOBAL CLIMATOLOGY BRANCH
USAFETAC
AIR WEATHER SERVICE/MAC

PERCENTAGE FREQUENCY OF OCCURRENCE OF SURFACE WIND DIRECTION VERSUS WIND SPEED
FROM HOURLY OBSERVATIONS

STATION NUMBER: 22550C STATION NAME: ARKHANGELSK USSR

PERIOD OF RECORD: 78-87
MONTH: APR HOURS(LST): 2100-2300

| DIRECTION (DEGREES) | WIND SPEED IN KNOTS 1-3 | 4-6 | 7-10 | 11-16 | 17-21 | 22-27 | 28-33 | 34-40 | 41-47 | 48-55 | GE 56 | TOTAL % | MEAN WIND |
|---|---|---|---|---|---|---|---|---|---|---|---|---|---|
| N | .3 | 5.1 | 1.7 | 1.0 | | | | | | | | 8.2 | 6.8 |
| NNE | .7 | 3.1 | 1.0 | .3 | | | | | | | | 5.1 | 6.0 |
| NE | 1.0 | 3.1 | .7 | | | | | | | | | 4.8 | 4.7 |
| ENE | .3 | 3.4 | .7 | | | | | | | | | 4.4 | 4.8 |
| E | .3 | 3.1 | 1.4 | | | | | | | | | 4.9 | 5.7 |
| ESE | 1.0 | 4.4 | 1.7 | .3 | | | | | | | | 7.5 | 5.5 |
| SE | .7 | 6.8 | .7 | .3 | | | | | | | | 8.5 | 5.6 |
| SSE | .7 | 4.1 | .3 | .3 | | | | | | | | 5.5 | 5.1 |
| S | .3 | 3.4 | 1.0 | | | | | | | | | 4.8 | 5.2 |
| SSW | .7 | 2.4 | 2.0 | .3 | | | | | | | | 5.5 | 6.3 |
| SW | 1.0 | .7 | 1.0 | | | | | | | | | 2.7 | 5.0 |
| WSW | .3 | 3.4 | 1.4 | .3 | | | | | | | | 5.5 | 6.1 |
| W | 1.4 | 3.4 | .3 | | | | | | | | | 5.1 | 4.7 |
| WNW | .7 | 4.8 | .7 | | | | | | | | | 6.5 | 5.0 |
| NW | .7 | 6.1 | 1.7 | .3 | | | | | | | | 8.9 | 5.5 |
| NNW | | 6.1 | 1.7 | .7 | | | | | | | | 8.5 | 6.0 |
| VARIABLE | | | | | | | | | | | | | |
| CALM | ////////////

GLOBAL CLIMATOLOGY BRANCH
USAFETAC
AIR WEATHER SERVICE/MAC

PERCENTAGE FREQUENCY OF OCCURRENCE OF SURFACE WIND DIRECTION VERSUS WIND SPEED
FROM HOURLY OBSERVATIONS

STATION NUMBER: 22550 STATION NAME: ARKHANGELSK USSR PERIOD OF RECORD: 78-87
MONTH: APR HOURS(LST): ALL

| DIRECTION (DEGREES) | WIND SPEED IN KNOTS 1-3 | 4-6 | 7-10 | 11-16 | 17-21 | 22-27 | 28-33 | 34-40 | 41-47 | 48-55 | GE 56 | TOTAL % | MEAN WIND |
|---|---|---|---|---|---|---|---|---|---|---|---|---|---|
| N | .6 | 3.1 | 1.9 | .9 | | | | | | | | 6.5 | 6.9 |
| NNE | .3 | 2.3 | 1.1 | .4 | .0 | | | | | | | 4.2 | 6.9 |
| NE | .5 | 2.5 | 1.2 | .1 | | | | | | | | 4.3 | 5.9 |
| ENE | .4 | 1.9 | .7 | .1 | | | | | | | | 3.1 | 5.4 |
| E | .6 | 2.6 | 1.2 | .3 | | | | | | | | 4.7 | 6.2 |
| ESE | .8 | 3.7 | 1.6 | .3 | | | | | | | | 6.4 | 5.9 |
| SE | 1.1 | 6.2 | 2.6 | .3 | .0 | | | | | | | 10.2 | 5.8 |
| SSE | .6 | 3.7 | 1.1 | .3 | | | | | | | | 5.6 | 5.7 |
| S | 1.1 | 3.7 | 1.1 | .3 | .1 | | | | | | | 6.2 | 5.5 |
| SSW | .4 | 2.0 | 1.6 | .6 | | | | | | | | 4.6 | 7.0 |
| SW | .6 | 1.2 | 1.2 | .3 | .1 | | | | | | | 3.4 | 7.0 |
| WSW | .8 | 2.6 | 1.2 | .6 | | | | | | | | 5.3 | 6.4 |
| W | 1.6 | 4.5 | 1.6 | .3 | | .0 | | | | | | 8.0 | 5.4 |
| WNW | .7 | 3.2 | 1.2 | .4 | | | .0 | | | | | 5.6 | 6.2 |
| NW | .7 | 4.7 | 3.1 | 1.5 | .3 | .1 | | | | | | 9.9 | 7.5 |
| NNW | .9 | 4.0 | 2.4 | 1.2 | .0 | | | | | | | 8.5 | 6.9 |
| VARIABLE | | | | | | | | | | | | | |
| CALM | ////////// | ////////// | ////////// | ////////// | ////////// | ////////// | ////////// | ////////// | ////////// | ////////// | ////////// | 3.4 | ////// |
| TOTALS | 11.5 | 51.6 | 24.8 | 7.9 | .6 | .1 | .0 | | | | | 100.0 | 6.1 |

TOTAL NUMBER OF OBSERVATIONS: 2323

GLOBAL CLIMATOLOGY BRANCH
USAFETAC
AIR WEATHER SERVICE/MAC

PERCENTAGE FREQUENCY OF OCCURRENCE OF SURFACE WIND DIRECTION VERSUS WIND SPEED
FROM HOURLY OBSERVATIONS

STATION NUMBER: 225500 STATION NAME: ARKHANGELSK USSR

PERIOD OF RECORD: 78-87
MONTH: MAY HOURS(LST): 0000-0200

| DIRECTION (DEGREES) | WIND SPEED IN KNOTS 1-3 | 4-6 | 7-10 | 11-16 | 17-21 | 22-27 | 28-33 | 34-40 | 41-47 | 48-55 | GE 56 | TOTAL % | MEAN WIND |
|---|---|---|---|---|---|---|---|---|---|---|---|---|---|
| N | 1.3 | 5.2 | 1.0 | .3 | | | | | | | | 7.9 | 5.3 |
| NNE | 1.3 | 4.3 | .7 | .3 | | | | | | | | 6.6 | 5.0 |
| NE | | 3.3 | 1.3 | | | | | | | | | 4.6 | 6.1 |
| ENE | .7 | 3.9 | 1.3 | | | | | | | | | 5.9 | 5.2 |
| E | 1.0 | 6.6 | 1.0 | .3 | | | | | | | | 8.9 | 5.0 |
| ESE | | 7.2 | 1.0 | | | | | | | | | 8.2 | 5.2 |
| SE | 1.3 | 6.9 | 1.6 | | | | | | | | | 9.5 | 5.4 |
| SSE | 1.0 | 2.0 | 2.0 | | | | | | | | | 4.9 | 5.7 |
| S | 1.0 | 2.6 | .3 | | | | | | | | | 3.9 | 4.2 |
| SSW | .7 | 1.0 | 1.6 | .3 | | | | | | | | 3.6 | 6.5 |
| SW | | 2.0 | .3 | .3 | | | | | | | | 2.6 | 6.5 |
| WSW | 1.0 | 2.3 | .7 | | | | | | | | | 3.9 | 5.0 |
| W | 1.6 | 3.9 | | | | | | | | | | 5.6 | 4.0 |
| WNW | .7 | 1.6 | .7 | 1.6 | .3 | | | | | | | 4.9 | 8.7 |
| NW | 1.6 | 5.6 | .7 | .3 | | | | | | | | 8.2 | 4.8 |
| NNW | .7 | 3.9 | .7 | .3 | | | | | | | | 5.6 | 5.4 |
| VARIABLE | | | | | | | | | | | | | |
| CALM | ////////// | ////////// | ////////// | ////////// | ////////// | ////////// | ////////// | ////////// | ////////// | ////////// | ////////// | 5.2 | ////// |
| TOTALS | 13.4 | 62.3 | 14.8 | 3.9 | .3 | | | | | | | 100.0 | 5.1 |

TOTAL NUMBER OF OBSERVATIONS: 305

GLOBAL CLIMATOLOGY BRANCH
USAFETAC
AIR WEATHER SERVICE/MAC

PERCENTAGE FREQUENCY OF OCCURRENCE OF SURFACE WIND DIRECTION VERSUS WIND SPEED
FROM HOURLY OBSERVATIONS

STATION NUMBER: 225500 STATION NAME: ARKHANGELSK USSR PERIOD OF RECORD: 78-87
MONTH: MAY HOURS(LST): 0300-0500

| DIRECTION (DEGREES) | WIND SPEED IN KNOTS 1-3 | 4-6 | 7-10 | 11-16 | 17-21 | 22-27 | 28-33 | 34-40 | 41-47 | 48-55 | GE 56 | TOTAL % | MEAN WIND |
|---|---|---|---|---|---|---|---|---|---|---|---|---|---|
| N | 2.3 | 3.0 | 1.7 | | | | | | | | | 6.9 | 4.6 |
| NNE | 2.0 | 5.0 | 2.0 | | | | | | | | | 8.9 | 5.0 |
| NE | 1.0 | 2.6 | 1.0 | | | | | | | | | 4.6 | 4.7 |
| ENE | 1.0 | 3.3 | .7 | | | | | | | | | 5.0 | 4.9 |
| E | 2.0 | 5.9 | .7 | | | | | | | | | 8.6 | 4.5 |
| ESE | .7 | 6.3 | 2.6 | | | | | | | | | 9.6 | 5.7 |
| SE | 1.7 | 9.6 | 1.0 | 1.0 | | | | | | | | 13.2 | 5.4 |
| SSE | .3 | 3.0 | .3 | | | | | | | | | 3.6 | 4.5 |
| S | .7 | 1.3 | .7 | | | | | | | | | 2.6 | 5.0 |
| SSW | .7 | 2.0 | 1.3 | .3 | | | | | | | | 4.3 | 5.8 |
| SW | 1.0 | 1.7 | | | | | | | | | | 2.6 | 4.0 |
| WSW | .7 | .7 | 1.7 | .3 | | | | | | | | 3.0 | 8.0 |
| W | .7 | 2.0 | .7 | .3 | | | | | | | | 3.6 | 5.8 |
| WNW | 1.7 | 1.3 | 1.7 | 1.0 | .3 | | | | | | | 5.6 | 7.7 |
| NW | .7 | 2.3 | | .3 | | | | | | | | 3.3 | 5.2 |
| NNW | .7 | 3.3 | 1.7 | .3 | | | | | | | | 5.9 | 5.8 |
| VARIABLE | | | | | | | | | | | | | |
| CALM | ////////////

GLOBAL CLIMATOLOGY BRANCH
USAFETAC
AIR WEATHER SERVICE/MAC

PERCENTAGE FREQUENCY OF OCCURRENCE OF SURFACE WIND DIRECTION VERSUS WIND SPEED
FROM HOURLY OBSERVATIONS

STATION NUMBER: 225500 STATION NAME: ARKHANGELSK USSR PERIOD OF RECORD: 78-87
MONTH: MAY HOURS(LST): 0600-0800

| DIRECTION (DEGREES) | WIND SPEED IN KNOTS 1-3 | 4-6 | 7-10 | 11-16 | 17-21 | 22-27 | 28-33 | 34-40 | 41-47 | 48-55 | GE 56 | TOTAL % | MEAN WIND |
|---|---|---|---|---|---|---|---|---|---|---|---|---|---|
| N | 1.3 | 3.3 | 2.3 | .7 | | | | | | | | 7.4 | 5.9 |
| NNE | .3 | 2.7 | 2.0 | | | | | | | | | 5.0 | 6.3 |
| NE | 2.3 | 2.7 | 2.0 | | | | | | | | | 7.0 | 5.0 |
| ENE | 1.3 | 5.7 | .3 | | | | | | | | | 7.4 | 4.6 |
| E | 1.0 | 4.0 | 1.3 | | | | | | | | | 6.4 | 5.1 |
| ESE | 1.7 | 4.7 | 1.3 | | | | | | | | | 7.7 | 5.0 |
| SE | 2.7 | 8.0 | 4.3 | .3 | | | | | | | | 15.4 | 5.4 |
| SSE | 1.3 | 3.7 | 1.3 | | | | | | | | | 6.4 | 5.1 |
| S | 3.0 | 1.7 | .7 | | | | | | | | | 5.4 | 3.8 |
| SSW | .7 | 1.0 | 1.3 | | | | | | | | | 3.0 | 5.6 |
| SW | .7 | 1.7 | .7 | | | | | | | | | 3.0 | 5.1 |
| WSW | .3 | 1.7 | .3 | .3 | | | | | | | | 2.3 | 6.0 |
| W | 2.3 | 2.3 | 2.0 | .3 | | | | | | | | 7.0 | 5.2 |
| WNW | | 1.3 | 1.7 | .7 | | | | | | | | 3.7 | 8.0 |
| NW | .3 | 1.3 | 1.3 | 1.0 | .3 | | | | | | | 4.3 | 9.0 |
| NNW | | .7 | 1.7 | .3 | | | | | | | | 2.7 | 8.3 |
| VARIABLE | | | | | | | | | | | | | |
| CALM | ////////////

GLOBAL CLIMATOLOGY BRANCH
USAFETAC
AIR WEATHER SERVICE/MAC

PERCENTAGE FREQUENCY OF OCCURRENCE OF SURFACE WIND DIRECTION VERSUS WIND SPEED
FROM HOURLY OBSERVATIONS

STATION NUMBER: 225500 STATION NAME: ARKHANGELSK USSR

PERIOD OF RECORD: 78-87
MONTH: MAY HOURS(LST): 0900-1100

| DIRECTION (DEGREES) | WIND SPEED IN KNOTS 1-3 | 4-6 | 7-10 | 11-16 | 17-21 | 22-27 | 28-33 | 34-40 | 41-47 | 48-55 | GE 56 | TOTAL % | MEAN WIND |
|---|---|---|---|---|---|---|---|---|---|---|---|---|---|
| N | | 3.0 | 1.3 | .3 | | | | | | | | 4.7 | 6.7 |
| NNE | | 2.7 | 2.7 | .3 | | | | | | | | 5.6 | 7.3 |
| NE | .7 | 3.7 | 1.3 | | | | | | | | | 5.6 | 5.9 |
| ENE | .3 | 2.3 | 1.3 | | | | | | | | | 4.0 | 5.8 |
| E | .7 | 3.3 | 2.0 | .3 | | | | | | | | 6.0 | 6.8 |
| ESE | .7 | 3.3 | 1.3 | .3 | | | | | | | | 5.3 | 6.4 |
| SE | .3 | 7.0 | 4.7 | 1.0 | | | | | | | | 13.0 | 6.7 |
| SSE | .3 | 5.0 | .7 | | | | | | | | | 6.0 | 5.3 |
| S | .7 | 3.7 | 1.3 | | | | | | | | | 5.6 | 5.2 |
| SSW | 2.3 | 2.3 | 1.0 | .3 | | | | | | | | 6.0 | 4.6 |
| SW | .7 | .7 | 1.3 | .3 | | | | | | | | 3.0 | 6.9 |
| WSW | .7 | 1.7 | 1.7 | .7 | | | | | | | | 4.3 | 6.8 |
| W | 2.7 | 4.7 | 2.0 | .7 | | | | | | | | 10.0 | 5.3 |
| WNW | .3 | 2.3 | 3.0 | 1.3 | | | | | | | | 7.0 | 8.1 |
| NW | | 2.7 | 1.3 | 1.0 | .7 | | | | | | | 5.3 | 8.4 |
| NNW | .7 | 2.3 | 3.0 | 1.0 | | | | | | | | 7.0 | 7.1 |
| VARIABLE | | | | | | | | | | | | | |
| CALM | ////////// | | | | | | | | | | | 1.7 | ////// |
| TOTALS | 10.3 | 58.2 | 29.9 | 7.6 | .3 | | | | | | | 100.0 | 6.3 |

TOTAL NUMBER OF OBSERVATIONS: 301

GLOBAL CLIMATOLOGY BRANCH
USAFETAC
AIR WEATHER SERVICE/MAC

PERCENTAGE FREQUENCY OF OCCURRENCE OF SURFACE WIND DIRECTION VERSUS WIND SPEED
FROM HOURLY OBSERVATIONS

STATION NUMBER: 225500 STATION NAME: ARKHANGELSK USSR

PERIOD OF RECORD: 78-87
MONTH: MAY HOURS(LST): 1200-1400

| DIRECTION (DEGREES) | WIND SPEED IN KNOTS 1-3 | 4-6 | 7-10 | 11-16 | 17-21 | 22-27 | 28-33 | 34-40 | 41-47 | 48-55 | GE 56 | TOTAL % | MEAN WIND |
|---|---|---|---|---|---|---|---|---|---|---|---|---|---|
| N | | 3.6 | 2.3 | | | | | | | | | 5.9 | 6.6 |
| NNE | | 3.6 | 2.3 | .3 | | | | | | | | 6.2 | 7.2 |
| NE | | 2.0 | 1.6 | | | | | | | | | 3.6 | 6.7 |
| ENE | .3 | 1.3 | 1.0 | .3 | | | | | | | | 3.0 | 6.9 |
| E | | 3.0 | 1.3 | .7 | | | | | | | | 4.9 | 6.8 |
| ESE | | 1.6 | 1.6 | .7 | | | | | | | | 3.9 | 7.7 |
| SE | .7 | 3.3 | 4.9 | .3 | | | | | | | | 9.2 | 7.0 |
| SSE | | 4.6 | 2.3 | .3 | | | | | | | | 7.2 | 6.7 |
| S | 1.3 | 3.0 | 3.0 | 1.3 | | | | | | | | 8.5 | 6.6 |
| SSW | .3 | 2.0 | 1.3 | 1.6 | | | | | | | | 5.2 | 8.4 |
| SW | | 1.3 | .3 | | | | | | | | | 1.6 | 6.8 |
| WSW | .7 | 2.0 | 1.3 | 1.0 | | | | | | | | 4.9 | 7.7 |
| W | 1.3 | 4.6 | 3.0 | .7 | | | | | | | | 9.5 | 6.2 |
| WNW | .7 | 3.9 | 4.3 | 1.6 | | | | | | | | 10.5 | 7.8 |
| NW | | 2.3 | 2.3 | 3.0 | .3 | | | | | | | 7.9 | 9.4 |
| NNW | .3 | 2.6 | 3.3 | 1.3 | .3 | | | | | | | 7.9 | 8.5 |
| VARIABLE | | | | | | | | | | | | | |
| CALM | ////// | ////// | ////// | ////// | ////// | ////// | ////// | ////// | ////// | ////// | ////// | ////// | ////// |
| TOTALS | 5.6 | 44.6 | 36.1 | 13.1 | .7 | | | | | | | 100.0 | 7.3 |

TOTAL NUMBER OF OBSERVATIONS: 305

GLOBAL CLIMATOLOGY BRANCH
USAFETAC
AIR WEATHER SERVICE/MAC

PERCENTAGE FREQUENCY OF OCCURRENCE OF SURFACE WIND DIRECTION VERSUS WIND SPEED
FROM POLRLY OBSERVATIONS

STATION NUMBER: 225500 STATION NAME: ARKHANGELSK USSR PERIOD OF RECORD: 78-87
MONTH: MAY HOURS(LST): 1500-1700

| DIRECTION (DEGREES) | WIND SPEED IN KNOTS 1-3 | 4-6 | 7-10 | 11-16 | 17-21 | 22-27 | 28-33 | 34-40 | 41-47 | 48-55 | GE 56 | TOTAL % | MEAN WIND |
|---|---|---|---|---|---|---|---|---|---|---|---|---|---|
| N | 1.0 | 3.3 | 3.6 | .7 | | | | | | | | 8.6 | 6.8 |
| NNE | | 1.7 | 1.3 | | | | | | | | | 3.0 | 7.1 |
| NE | | 1.7 | 1.7 | .7 | | | | | | | | 3.6 | 8.2 |
| ENE | | 1.7 | | .7 | | | | | | | | 2.3 | 7.4 |
| E | .7 | 2.3 | 1.0 | | | | | | | | | 4.0 | 5.7 |
| ESE | | 1.7 | 1.7 | | | | | | | | | 3.3 | 7.0 |
| SE | | 3.6 | 4.3 | .7 | | | | | | | | 9.6 | 7.6 |
| SSE | .7 | 2.3 | 3.0 | | | | | | | | | 5.6 | 6.6 |
| S | .3 | 1.7 | 1.7 | 1.0 | .3 | | | | | | | 5.0 | 8.3 |
| SSW | 1.0 | 2.3 | 2.6 | .7 | .3 | | | | | | | 6.9 | 7.5 |
| SW | .3 | 1.3 | 1.0 | 1.0 | | | | | | | | 3.6 | 8.0 |
| WSW | | 2.3 | 1.3 | .7 | | | | | | | | 4.3 | 7.2 |
| W | .3 | 3.0 | 3.6 | 2.0 | | | | | | | | 8.9 | 8.4 |
| WNW | 1.0 | 2.0 | 3.3 | 1.0 | .3 | | | | | | | 7.6 | 8.2 |
| NW | | 5.6 | 5.9 | 3.3 | .3 | | | | | | | 15.2 | 8.4 |
| NNW | .3 | 3.6 | 3.0 | 1.7 | .3 | | | | | | | 8.9 | 8.3 |
| VARIABLE | | | | | | | | | | | | | |
| CALM | ////// | ////// | ////// | ////// | ////// | ////// | ////// | ////// | ////// | ////// | ////// | .7 | ////// |
| TOTALS | 5.3 | 39.6 | 38.9 | 13.9 | 1.7 | | | | | | | 100.0 | 7.7 |

TOTAL NUMBER OF OBSERVATIONS: 303

GLOBAL CLIMATOLOGY BRANCH
USAFETAC
AIR WEATHER SERVICE/MAC

PERCENTAGE FREQUENCY OF OCCURRENCE OF SURFACE WIND DIRECTION VERSUS WIND SPEED
FROM HOURLY OBSERVATIONS

STATION NUMBER: 225500 STATION NAME: ARKHANGELSK USSR

PERIOD OF RECORD: 78-87
MONTH: MAY HOURS(LST): 1800-2000

| DIRECTION (DEGREES) | WIND SPEED IN KNOTS 1-3 | 4-6 | 7-10 | 11-16 | 17-21 | 22-27 | 28-33 | 34-40 | 41-47 | 48-55 | GE 56 | TOTAL % | MEAN WIND |
|---|---|---|---|---|---|---|---|---|---|---|---|---|---|
| N | 1.0 | 3.7 | 2.3 | | | | | | | | | 7.0 | 5.9 |
| NNE | | 2.7 | 2.7 | | | | | | | | | 5.4 | 6.9 |
| NE | | 3.0 | 1.7 | | | | | | | | | 4.7 | 6.4 |
| ENE | | 1.0 | .7 | | | | | | | | | 1.7 | 6.0 |
| E | .3 | 2.3 | 2.0 | .3 | | | | | | | | 5.0 | 6.7 |
| ESE | .3 | 2.7 | .3 | | | | | | | | | 3.3 | 5.4 |
| SE | .7 | 3.7 | 2.7 | .7 | | | | | | | | 7.7 | 6.7 |
| SSE | .7 | 4.3 | 1.3 | | | | | | | | | 6.4 | 5.1 |
| S | 1.0 | 2.7 | 1.7 | 1.0 | | | | | | | | 6.4 | 6.5 |
| SSW | .3 | .7 | 1.7 | .3 | | | | | | | | 2.7 | 8.3 |
| SW | | .7 | 1.7 | .7 | | | | | | | | 3.0 | 8.4 |
| WSW | .3 | 1.0 | 1.7 | .7 | | | | | | | | 3.7 | 8.4 |
| W | .7 | 3.7 | 2.0 | .3 | | | | | | | | 6.7 | 5.9 |
| WNW | | 4.7 | 3.3 | .7 | .3 | | | | | | | 9.0 | 7.2 |
| NW | .7 | 5.0 | 5.0 | 2.7 | | | | | | | | 13.4 | 8.1 |
| NNW | .3 | 5.0 | 5.7 | 2.0 | | | | | | | | 13.0 | 7.8 |
| VARIABLE | | | | | | | | | | | | | |
| CALM | ////////// | ////////// | ////////// | ////////// | ////////// | ////////// | ////////// | ////////// | ////////// | ////////// | ////////// | 1.0 | ////// |
| TOTALS | 6.4 | 46.8 | 36.1 | 9.4 | .3 | | | | | | | 100.0 | 6.9 |

TOTAL NUMBER OF OBSERVATIONS: 299

GLOBAL CLIMATOLOGY BRANCH
USAFETAC
AIR WEATHER SERVICE/MAC

PERCENTAGE FREQUENCY OF OCCURRENCE OF SURFACE WIND DIRECTION VERSUS WIND SPEED
FROM HOURLY OBSERVATIONS

STATION NUMBER: 22550C STATION NAME: ARKHANGELSK USSR

PERIOD OF RECORD: 78-87
MONTH: MAY HOURS(LST): 2100-2300

| DIRECTION (DEGREES) | WIND SPEED IN KNOTS 1-3 | 4-6 | 7-10 | 11-16 | 17-21 | 22-27 | 28-33 | 34-40 | 41-47 | 48-55 | GE 56 | TOTAL % | MEAN WIND |
|---|---|---|---|---|---|---|---|---|---|---|---|---|---|
| N | 3.0 | 4.6 | 1.0 | .3 | | | | | | | | 7.8 | 4.7 |
| NNE | 1.7 | 3.9 | 2.3 | | | | | | | | | 7.5 | 5.5 |
| NE | 1.0 | 3.3 | 1.3 | .3 | | | | | | | | 5.9 | 5.4 |
| ENE | 1.0 | 3.6 | | .3 | | | | | | | | 4.9 | 5.1 |
| E | 1.0 | 2.0 | .7 | | .3 | | | | | | | 3.1 | 5.0 |
| ESE | 1.0 | 4.2 | 1.0 | | | | | | | | | 6.2 | 4.8 |
| SE | 1.6 | 3.9 | 1.0 | .7 | | | | | | | | 6.8 | 5.0 |
| SSE | 1.0 | 2.3 | 1.6 | | | | | | | | | 4.9 | 5.6 |
| S | .3 | 2.3 | | .3 | | | | | | | | 2.9 | 5.6 |
| SSW | .3 | .3 | .3 | | | | | | | | | 1.0 | 5.3 |
| SW | | 1.6 | 1.0 | .3 | | | | | | | | 2.9 | 6.2 |
| WSW | 1.0 | 2.0 | .3 | .3 | | | | | | | | 3.6 | 4.9 |
| W | 1.6 | 2.6 | 1.6 | | | | | | | | | 5.9 | 5.3 |
| WNW | | 3.9 | 2.3 | .7 | | | | | | | | 6.8 | 7.2 |
| NW | 2.0 | 4.2 | 3.3 | .7 | .3 | | | | | | | 10.4 | 6.6 |
| NNW | 1.3 | 6.8 | 1.3 | .7 | | | | | | | | 10.1 | 5.3 |
| VARIABLE | | | | | | | | | | | | | |
| CALM | ////////////

GLOBAL CLIMATOLOGY BRANCH
USAFETAC
AIR WEATHER SERVICE/MAC

PERCENTAGE FREQUENCY OF OCCURRENCE OF SURFACE WIND DIRECTION VERSUS WIND SPEED
FROM POLAR OBSERVATIONS

STATION NUMBER: 225500 STATION NAME: ARKHANGELSK USSR

PERIOD OF RECORD: 78-87
MONTH: MAY HOURS(LST): ALL

| DIRECTION (DEGREES) | WIND SPEED IN KNOTS 1-3 | 4-6 | 7-10 | 11-16 | 17-21 | 22-27 | 28-33 | 34-40 | 41-47 | 48-55 | GE 56 | TOTAL % | MEAN WIND |
|---|---|---|---|---|---|---|---|---|---|---|---|---|---|
| N | 1.1 | 3.7 | 1.9 | .3 | | | | | | | | 7.0 | 5.7 |
| NNE | .6 | 2.3 | 2.0 | .1 | | | | | | | | 6.0 | 6.1 |
| NE | .6 | 2.7 | 1.5 | .1 | | | | | | | | 5.0 | 5.9 |
| ENE | .6 | 2.6 | .7 | .2 | | | | | | | | 4.1 | 5.4 |
| E | .8 | 4.7 | 1.2 | .2 | .0 | | | | | | | 6.6 | 5.5 |
| ESE | .5 | 4.0 | 1.4 | .1 | | | | | | | | 5.9 | 5.7 |
| SE | 1.1 | 5.7 | 3.1 | .5 | | | | | | | | 10.4 | 6.1 |
| SSE | .5 | 3.4 | 1.6 | .0 | | | | | | | | 5.6 | 5.6 |
| S | 1.0 | 2.4 | 1.2 | .5 | .0 | | | | | | | 5.0 | 5.8 |
| SSW | .8 | 1.4 | 1.4 | .5 | .0 | | | | | | | 4.1 | 6.6 |
| SW | .7 | 1.4 | .8 | .3 | | | | | | | | 2.8 | 6.6 |
| WSW | .5 | 1.6 | 1.1 | .5 | | | | | | | | 3.8 | 6.8 |
| W | 1.4 | 3.3 | 1.9 | .5 | | | | | | | | 7.1 | 5.9 |
| WNW | .7 | 2.6 | 2.5 | 1.1 | .2 | | | | | | | 6.9 | 7.8 |
| NW | .7 | 3.6 | 2.5 | 1.5 | .2 | | | | | | | 8.5 | 7.6 |
| NNW | .5 | 3.6 | 2.9 | .9 | .1 | | | | | | | 7.6 | 7.1 |
| VARIABLE | | | | | | | | | | | | | |
| CALM | ////////// | | | | | | | | | | | 3.3 | ////// |
| TOTALS | 11.6 | 50.0 | 27.1 | 7.4 | .6 | | | | | | | 100.0 | 6.1 |

TOTAL NUMBER OF OBSERVATIONS: 2422

GLOBAL CLIMATOLOGY BRANCH
USAFETAC
AIR WEATHER SERVICE/MAC

PERCENTAGE FREQUENCY OF OCCURRENCE OF SURFACE WIND DIRECTION VERSUS WIND SPEED
FROM HOURLY OBSERVATIONS

STATION NUMBER: 22550C STATION NAME: ARKHANGELSK USSR PERIOD OF RECORD: 78-87
MONTH: JUN HOURS(LST): 0000-0200

| DIRECTION (DEGREES) | WIND SPEED IN KNOTS 1-3 | 4-6 | 7-10 | 11-16 | 17-21 | 22-27 | 28-33 | 34-40 | 41-47 | 48-55 | GE 56 | TOTAL % | MEAN WIND |
|---|---|---|---|---|---|---|---|---|---|---|---|---|---|
| N | 2.4 | 7.5 | 1.4 | .7 | | | | | | | | 11.9 | 5.1 |
| NNE | 1.0 | 3.4 | 1.0 | .3 | | | | | | | | 5.8 | 5.3 |
| NE | .7 | 3.8 | .7 | .3 | | | | | | | | 5.1 | 5.5 |
| ENE | 1.0 | 5.5 | 1.4 | | | | | | | | | 7.6 | 5.1 |
| E | 1.0 | 3.1 | 2.7 | | | | | | | | | 6.8 | 5.7 |
| ESE | .7 | 8.5 | 1.0 | .3 | | | | | | | | 10.6 | 5.1 |
| SE | 1.4 | 1.7 | | | | | | | | | | 3.1 | 3.8 |
| SSE | .7 | 4.4 | 1.4 | | | | | | | | | 6.5 | 5.5 |
| S | 1.0 | 2.7 | | | | | | | | | | 3.8 | 4.2 |
| SSW | .7 | 1.7 | 1.0 | .3 | | | | | | | | 3.4 | 5.8 |
| SW | .7 | 1.7 | .7 | .3 | | | | | | | | 3.4 | 6.0 |
| WSW | 1.0 | 1.4 | .7 | .3 | | | | | | | | 3.4 | 5.4 |
| W | 2.0 | 3.8 | .3 | | | | | | | | | 6.1 | 4.1 |
| WNW | .3 | 1.7 | .7 | | | | | | | | | 2.7 | 5.5 |
| NW | 1.7 | 2.0 | .3 | | .3 | | | | | | | 4.4 | 5.0 |
| NNW | 1.7 | 4.1 | 1.4 | 1.4 | | | | | | | | 8.5 | 5.9 |
| VARIABLE | | | | | | | | | | | | | |
| CALM | ////////// | | | | | | | | | | | 6.5 | ////// |
| TOTALS | 17.4 | 57.0 | 14.7 | 4.1 | .3 | | | | | | | 100.0 | 4.9 |

TOTAL NUMBER OF OBSERVATIONS: 293

GLOBAL CLIMATOLOGY BRANCH
USAFETAC
AIR WEATHER SERVICE/MAC

PERCENTAGE FREQUENCY OF OCCURRENCE OF SURFACE WIND DIRECTION VERSUS WIND SPEED
FROM HOURLY OBSERVATIONS

STATION NUMBER: 225500 STATION NAME: ARKHANGELSK USSR PERIOD OF RECORD: 78-87
MONTH: JUN HOURS(LST): 0300-0500

| DIRECTION (DEGREES) | WIND SPEED IN KNOTS 1-3 | 4-6 | 7-10 | 11-16 | 17-21 | 22-27 | 28-33 | 34-40 | 41-47 | 48-55 | GE 56 | TOTAL % | MEAN WIND |
|---|---|---|---|---|---|---|---|---|---|---|---|---|---|
| N | 2.7 | 7.9 | 1.7 | .3 | .3 | | | | | | | 13.0 | 5.1 |
| NNE | 1.0 | 3.1 | .7 | .3 | | | | | | | | 5.1 | 5.5 |
| NE | .7 | 3.1 | .3 | | | | | | | | | 4.1 | 5.0 |
| ENE | 1.4 | 4.8 | 1.4 | | | | | | | | | 7.5 | 4.9 |
| E | 2.1 | 4.8 | 1.4 | | | | | | | | | 8.2 | 4.8 |
| ESE | 2.4 | 6.2 | 1.7 | .3 | | | | | | | | 10.6 | 5.0 |
| SE | 1.0 | 4.1 | 1.0 | | | | | | | | | 6.2 | 5.3 |
| SSE | .7 | 2.1 | 1.4 | | | | | | | | | 4.1 | 5.5 |
| S | 1.4 | 2.7 | .3 | | | | | | | | | 4.5 | 4.3 |
| SSW | 1.4 | 2.1 | 1.0 | | | | | | | | | 4.5 | 4.6 |
| SW | 1.4 | 1.7 | .3 | | | | | | | | | 3.4 | 4.2 |
| WSW | 1.0 | 1.7 | 1.7 | | | | | | | | | 4.5 | 5.8 |
| W | 1.7 | 4.5 | .7 | | | | | | | | | 6.8 | 4.7 |
| WNW | .3 | 1.0 | | | | | | | | | | 1.4 | 3.5 |
| NW | 1.4 | 1.7 | .3 | .7 | | | | | | | | 4.1 | 5.7 |
| NNW | .7 | 2.7 | 1.7 | .3 | | | | | | | | 5.5 | 6.4 |
| VARIABLE | | | | | | | | | | | | | |
| CALM | ////// | ////// | ////// | ////// | ////// | ////// | ////// | ////// | ////// | ////// | ////// | 6.5 | ////// |
| TOTALS | 21.2 | 54.1 | 15.8 | 2.1 | .3 | | | | | | | 100.0 | 4.8 |

TOTAL NUMBER OF OBSERVATIONS: 292

GLOBAL CLIMATOLOGY BRANCH
USAFETAC
AIR WEATHER SERVICE/MAC

PERCENTAGE FREQUENCY OF OCCURRENCE OF SURFACE WIND DIRECTION VERSUS WIND SPEED
FROM HOURLY OBSERVATIONS

STATION NUMBER: 225500 STATION NAME: ARKHANGELSK USSR

PERIOD OF RECORD: 78-87
MONTH: JUN HOURS(LST): 0600-0800

| DIRECTION (DEGREES) | WIND SPEED IN KNOTS 1-3 | 4-6 | 7-10 | 11-16 | 17-21 | 22-27 | 28-33 | 34-40 | 41-47 | 48-55 | GE 56 | TOTAL % | MEAN WIND |
|---|---|---|---|---|---|---|---|---|---|---|---|---|---|
| N | .7 | 7.5 | 2.0 | .7 | | | | | | | | 10.9 | 6.7 |
| NNE | 2.0 | 2.7 | .7 | .3 | | | | | | | | 5.8 | 4.8 |
| NE | 2.0 | 3.1 | 1.4 | | | | | | | | | 6.5 | 4.7 |
| ENE | 1.7 | 2.7 | | | | | | | | | | 4.4 | 3.6 |
| E | .7 | 4.4 | 2.0 | | | | | | | | | 7.1 | 6.0 |
| ESE | 2.0 | 4.8 | 1.7 | | | | | | | | | 8.5 | 4.6 |
| SE | 1.0 | 6.8 | 2.0 | | | | | | | | | 9.9 | 5.5 |
| SSE | 2.0 | 4.8 | 1.0 | .3 | | | | | | | | 8.2 | 4.7 |
| S | 1.7 | 3.4 | .7 | | | | | | | | | 5.1 | 4.5 |
| SSW | .3 | 2.4 | .7 | | | | | | | | | 3.4 | 5.6 |
| SW | .7 | 2.0 | 1.0 | | | | | | | | | 3.7 | 6.0 |
| WSW | 1.4 | 1.0 | 1.0 | | | | | | | | | 3.4 | 4.8 |
| W | .7 | 3.7 | .7 | | | | | | | | | 5.1 | 4.7 |
| WNW | .3 | 2.0 | 1.4 | | | | | | | | | 3.7 | 6.0 |
| NW | 1.7 | .7 | .7 | 1.4 | .3 | | | | | | | 4.1 | 8.9 |
| NNW | | 2.4 | 1.0 | .7 | | | | | | | | 4.1 | 8.2 |
| VARIABLE | | | | | | | | | | | | | |
| CALM | ////////////

GLOBAL CLIMATOLOGY BRANCH
USAFETAC
AIR WEATHER SERVICE/MAC

PERCENTAGE FREQUENCY OF OCCURRENCE OF SURFACE WIND DIRECTION VERSUS WIND SPEED
FROM HOURLY OBSERVATIONS

STATION NUMBER: 22550C STATION NAME: ARKHANGELSK USSR

PERIOD OF RECORD: 78-87
MONTH: JUN HOURS(LST): 0900-1100

| DIRECTION (DEGREES) | WIND SPEED IN KNOTS 1-3 | 4-6 | 7-10 | 11-16 | 17-21 | 22-27 | 28-33 | 34-40 | 41-47 | 48-55 | GE 56 | TOTAL % | MEAN WIND |
|---|---|---|---|---|---|---|---|---|---|---|---|---|---|
| N | .7 | 3.1 | 1.4 | 1.0 | .3 | | | | | | | 6.5 | 7.4 |
| NNE | | 2.4 | 3.4 | | | | | | | | | 5.8 | 7.4 |
| NE | | 1.7 | 1.7 | | | | | | | | | 3.4 | 7.0 |
| ENE | .7 | 3.1 | 1.0 | .3 | | | | | | | | 5.1 | 6.1 |
| E | .3 | 2.7 | 1.0 | .3 | | | | | | | | 4.5 | 6.2 |
| ESE | .3 | 2.4 | 2.1 | 1.0 | | | | | | | | 5.8 | 7.2 |
| SE | 1.0 | 7.2 | 2.1 | .3 | | | | | | | | 10.6 | 5.7 |
| SSE | 1.4 | 2.4 | .7 | | | | | | | | | 4.5 | 4.5 |
| S | 2.1 | 4.1 | 2.4 | 1.7 | | | | | | | | 10.3 | 6.5 |
| SSW | .7 | 4.1 | 2.7 | .3 | | | | | | | | 7.9 | 6.3 |
| SW | 1.0 | 1.4 | .7 | .3 | | | | | | | | 3.4 | 5.8 |
| WSW | .3 | 1.4 | .3 | .3 | | | | | | | | 2.4 | 6.0 |
| W | 1.4 | 3.1 | 2.4 | | | | | | | | | 6.8 | 5.5 |
| WNW | | 3.8 | 1.7 | | .3 | | | | | | | 5.8 | 6.6 |
| NW | 1.0 | 2.4 | 4.1 | 1.0 | | | | | | | | 8.6 | 7.5 |
| NNW | .7 | 2.1 | 2.7 | 1.4 | | | | | | | | 6.8 | 7.9 |
| VARIABLE | | | | | | | | | | | | | |
| CALM | ////////////

GLOBAL CLIMATOLOGY BRANCH
USAFETAC
AIR WEATHER SERVICE/MAC

PERCENTAGE FREQUENCY OF OCCURRENCE OF SURFACE WIND DIRECTION VERSUS WIND SPEED
FROM HOURLY OBSERVATIONS

STATION NUMBER: 225CC STATION NAME: ARKHANGELSK USSR

PERIOD OF RECORD: 78-87
MONTH: JUN HOURS(LST): 1200-1400

| DIRECTION (DEGREES) | WIND SPEED IN KNOTS 1-3 | 4-6 | 7-10 | 11-16 | 17-21 | 22-27 | 28-33 | 34-40 | 41-47 | 48-55 | GE 56 | TOTAL % | MEAN WIND |
|---|---|---|---|---|---|---|---|---|---|---|---|---|---|
| N | .3 | 3.0 | 1.0 | .7 | .3 | | | | | | | 5.4 | 7.6 |
| NNE | | 2.0 | 1.0 | .7 | | | | | | | | 3.7 | 7.1 |
| NE | | .3 | 1.0 | | | | | | | | | 1.3 | 8.0 |
| ENE | .3 | 2.7 | .3 | | | | | | | | | 3.4 | 4.8 |
| E | | 2.0 | 3.0 | 1.0 | | | | | | | | 6.1 | 8.6 |
| ESE | .7 | 2.4 | 2.0 | .7 | | | | | | | | 5.4 | 7.1 |
| SE | | 3.7 | 3.7 | .3 | | | | | | | | 7.7 | 7.6 |
| SSE | .7 | 1.7 | 1.7 | .3 | | | | | | | | 4.0 | 7.0 |
| S | .7 | 3.7 | 3.0 | 1.0 | | | | | | | | 8.4 | 6.8 |
| SSW | .3 | 1.7 | 1.7 | .7 | | | | | | | | 4.4 | 7.4 |
| SW | | 1.7 | 2.7 | .7 | | | | | | | | 5.1 | 8.4 |
| WSW | .7 | 1.7 | 2.0 | | | | | | | | | 4.4 | 6.8 |
| W | 2.7 | 4.0 | 1.3 | .3 | | | | | | | | 8.4 | 4.9 |
| WNW | .7 | 3.7 | 4.7 | 2.0 | .3 | | | | | | | 11.4 | 8.3 |
| NW | .7 | 2.4 | 4.7 | 2.4 | | | | | | | | 9.8 | 9.0 |
| NNW | | 0.4 | 2.7 | 1.0 | .3 | | | | | | | 10.4 | 7.1 |
| VARIABLE | | | | | | | | | | | | | |
| CALM | ////////////

GLOBAL CLIMATOLOGY BRANCH
USAFETAC
AIR WEATHER SERVICE/MAC

PERCENTAGE FREQUENCY OF OCCURRENCE OF SURFACE WIND DIRECTION VERSUS WIND SPEED
FROM HOURLY OBSERVATIONS

STATION NUMBER: 225500 STATION NAME: ARKHANGELSK USSR

PERIOD OF RECORD: 78-87
MONTH: JUN HOURS(LST): 1500-1700

| DIRECTION (DEGREES) | WIND SPEED IN KNOTS 1-3 | 4-6 | 7-10 | 11-16 | 17-21 | 22-27 | 28-33 | 34-40 | 41-47 | 48-55 | GE 56 | TOTAL % | MEAN WIND |
|---|---|---|---|---|---|---|---|---|---|---|---|---|---|
| N | .3 | 4.1 | 2.7 | 1.0 | | | | | | | | 8.1 | 7.2 |
| NNE | .3 | 1.0 | 1.4 | .7 | | | | | | | | 3.4 | 8.2 |
| NE | | 2.4 | .3 | .7 | | | | | | | | 3.4 | 6.8 |
| ENE | | 1.4 | 1.0 | .3 | | | | | | | | 2.7 | 7.3 |
| E | | 2.0 | 2.4 | 1.0 | | | | | | | | 5.4 | 8.0 |
| ESE | .3 | 3.0 | 1.7 | 1.4 | | | | | | | | 6.4 | 7.2 |
| SE | | 2.7 | 3.4 | .3 | | | | | | | | 6.4 | 7.6 |
| SSE | .3 | 3.7 | 1.7 | | | | | | | | | 5.7 | 5.9 |
| S | .3 | 2.7 | 1.7 | | | | | | | | | 4.7 | 6.1 |
| SSW | .7 | 2.0 | 1.0 | 1.0 | | | | | | | | 4.7 | 7.1 |
| SW | | 2.7 | 1.0 | .7 | | | | | | | | 4.4 | 7.1 |
| WSW | .3 | 2.0 | 1.0 | .3 | | | | | | | | 3.7 | 6.5 |
| W | .7 | 2.4 | .3 | .3 | | | | | | | | 3.7 | 5.5 |
| WNW | .7 | 4.4 | 5.1 | 2.0 | | | | | | | | 12.2 | 7.9 |
| NW | 1.0 | 4.7 | 4.4 | 3.7 | | | | | | | | 13.9 | 8.4 |
| NNW | | 1.7 | 6.1 | 2.4 | .3 | | | | | | | 10.5 | 9.4 |
| VARIABLE | | | | | | | | | | | | | |
| CALM | ////// | ////// | ////// | ////// | ////// | ////// | ////// | ////// | ////// | ////// | ////// | .7 | ////// |
| TOTALS | 5.1 | 42.9 | 35.1 | 15.9 | .3 | | | | | | | 100.0 | 7.5 |

TOTAL NUMBER OF OBSERVATIONS: 296

GLOBAL CLIMATOLOGY BRANCH
USAFETAC
AIR WEATHER SERVICE/MAC

PERCENTAGE FREQUENCY OF OCCURRENCE OF SURFACE WIND DIRECTION VERSUS WIND SPEED
FROM HOURLY OBSERVATIONS

STATION NUMBER: 225500 STATION NAME: ARKHANGELSK USSR PERIOD OF RECORD: 78-87
MONTH: JUN HOURS(LST): 1800-2000

| DIRECTION (DEGREES) | WIND SPEED IN KNOTS 1-3 | 4-6 | 7-10 | 11-16 | 17-21 | 22-27 | 28-33 | 34-40 | 41-47 | 48-55 | GE 56 | TOTAL % | MEAN WIND |
|---|---|---|---|---|---|---|---|---|---|---|---|---|---|
| N | 1.4 | 3.8 | 4.1 | .7 | .3 | | | | | | | 10.3 | 7.2 |
| NNE | .3 | 1.7 | 1.7 | .7 | | | | | | | | 4.5 | 7.7 |
| NE | .7 | 1.0 | 1.0 | | | | | | | | | 2.8 | 6.0 |
| ENE | .3 | 2.1 | 1.0 | | | | | | | | | 3.4 | 6.2 |
| E | .3 | 2.1 | 2.1 | | | | | | | | | 4.5 | 6.6 |
| ESE | .3 | 1.7 | 1.0 | .3 | | | | | | | | 3.4 | 6.6 |
| SE | .7 | 4.5 | 1.7 | | | | | | | | | 6.9 | 5.7 |
| SSE | .3 | 6.2 | 1.0 | | | | | | | | | 7.6 | 5.2 |
| S | 1.7 | 2.8 | | | | | | | | | | 4.5 | 3.7 |
| SSW | 1.4 | 2.1 | 1.4 | | | | | | | | | 4.8 | 5.3 |
| SW | .3 | .7 | .7 | .3 | .3 | | | | | | | 2.4 | 9.0 |
| WSW | 1.0 | 1.0 | .3 | 1.0 | | | | | | | | 3.4 | 6.6 |
| W | .7 | 1.4 | .7 | .3 | | | | | | | | 2.9 | 6.8 |
| WNW | .3 | 2.4 | 2.1 | 1.7 | | | | | | | | 6.6 | 8.1 |
| NW | .7 | 5.9 | 6.9 | 2.4 | .3 | | | | | | | 15.9 | 8.3 |
| NNW | .3 | 5.2 | 7.2 | 1.7 | | | | | | | | 14.5 | 7.8 |
| VARIABLE | | | | | | | | | | | | | |
| CALM | ////////// | ////////// | ////////// | ////////// | ////////// | ////////// | ////////// | ////////// | ////////// | ////////// | ////////// | 1.7 | ////// |
| TOTALS | 10.3 | 44.5 | 33.1 | 9.3 | 1.0 | | | | | | | 100.0 | 6.8 |

TOTAL NUMBER OF OBSERVATIONS: 290

GLOBAL CLIMATOLOGY BRANCH
USAFETAC
AIR WEATHER SERVICE/MAC

PERCENTAGE FREQUENCY OF OCCURRENCE OF SURFACE WIND DIRECTION VERSUS WIND SPEED
FROM HOURLY OBSERVATIONS

STATION NUMBER: 22550C STATION NAME: ARKHANGELSK USSR

PERIOD OF RECORD: 78-87
MONTH: JUN HOURS(LST): 2100-2300

| DIRECTION (DEGREES) | WIND SPEED IN KNOTS 1-3 | 4-6 | 7-10 | 11-16 | 17-21 | 22-27 | 28-33 | 34-40 | 41-47 | 48-55 | GE 56 | TOTAL % | MEAN WIND |
|---|---|---|---|---|---|---|---|---|---|---|---|---|---|
| N | 2.4 | 7.5 | 1.7 | .3 | | | | | | | | 11.9 | 5.0 |
| NNE | 1.0 | 4.1 | 1.0 | | | | | | | | | 6.1 | 5.0 |
| NE | .3 | 3.1 | .3 | .7 | | | | | | | | 4.4 | 6.5 |
| ENE | 1.4 | 5.1 | .3 | .3 | | | | | | | | 7.1 | 4.9 |
| E | .7 | 4.7 | 1.0 | | | | | | | | | 6.1 | 5.6 |
| ESE | 1.0 | 5.4 | .3 | | | | | | | | | 6.8 | 4.1 |
| SE | .7 | 3.7 | .7 | | | | | | | | | 5.1 | 4.8 |
| SSE | 1.4 | 1.7 | .7 | | | | | | | | | 3.7 | 4.5 |
| S | 1.0 | 3.4 | 1.0 | | | | | | | | | 5.4 | 4.9 |
| SSW | .7 | 1.0 | .3 | .3 | | | | | | | | 2.4 | 5.4 |
| SW | | 1.7 | .3 | .3 | | | | | | | | 2.4 | 6.9 |
| WSW | .7 | 2.4 | .3 | | | | | | | | | 3.4 | 4.2 |
| W | 1.4 | 3.1 | .7 | | .3 | | | | | | | 5.4 | 5.7 |
| WNW | .7 | 3.1 | 1.4 | .3 | | | | | | | | 5.4 | 6.1 |
| NW | 1.4 | 5.4 | 3.1 | | | | | | | | | 9.8 | 5.5 |
| NNW | .7 | 6.4 | 3.1 | .3 | | | | | | | | 10.5 | 6.1 |
| VARIABLE | | | | | | | | | | | | | |
| CALM | ////////// | ////////// | ////////// | ////////// | ////////// | ////////// | ////////// | ////////// | ////////// | ////////// | ////////// | 4.1 | ////// |
| TOTALS | 14.9 | 61.7 | 16.3 | 2.7 | .3 | | | | | | | 100.0 | 5.1 |

TOTAL NUMBER OF OBSERVATIONS: 295

GLOBAL CLIMATOLOGY BRANCH
USAFETAC
AIR WEATHER SERVICE/MAC

PERCENTAGE FREQUENCY OF OCCURRENCE OF SURFACE WIND DIRECTION VERSUS WIND SPEED
FROM POLRLY OBSERVATIONS

STATION NUMBER: 22550C STATION NAME: ARKHANGELSK USSR

PERIOD OF RECORD: 78-87
MONTH: JUN HOURS(LST): ALL

| DIRECTION (DEGREES) | WIND SPEED IN KNOTS 1-3 | 4-6 | 7-10 | 11-16 | 17-21 | 22-27 | 28-33 | 34-40 | 41-47 | 48-55 | GE 56 | TOTAL % | MEAN WIND |
|---|---|---|---|---|---|---|---|---|---|---|---|---|---|
| N | 1.3 | 5.5 | 2.0 | .7 | .2 | | | | | | | 9.7 | 6.1 |
| NNE | .7 | 2.6 | 1.4 | .4 | | | | | | | | 5.0 | 6.2 |
| NE | .5 | 2.3 | .9 | .2 | | | | | | | | 3.9 | 5.9 |
| ENE | .9 | 3.3 | .8 | .1 | | | | | | | | 5.3 | 5.2 |
| E | .6 | 3.2 | 2.0 | .3 | | | | | | | | 6.1 | 6.3 |
| ESE | .9 | 4.3 | 1.4 | .5 | | | | | | | | 7.2 | 5.6 |
| SE | .7 | 4.3 | 1.8 | .1 | | | | | | | | 7.0 | 5.9 |
| SSE | .9 | 3.4 | 1.2 | .1 | | | | | | | | 5.5 | 5.3 |
| S | 1.1 | 3.2 | 1.1 | .3 | | | | | | | | 5.8 | 5.5 |
| SSW | .7 | 2.1 | 1.2 | .3 | | | | | | | | 4.4 | 6.0 |
| SW | .5 | 1.7 | .9 | .3 | .0 | | | | | | | 3.5 | 6.7 |
| WSW | .5 | 1.6 | .9 | .3 | | | | | | | | 3.6 | 5.8 |
| W | 1.4 | 3.2 | .9 | .1 | .0 | | | | | | | 5.7 | 5.1 |
| WNW | .4 | 2.0 | 2.1 | .8 | .1 | | | | | | | 6.2 | 7.3 |
| NW | 1.0 | 3.2 | 3.1 | 1.4 | .1 | | | | | | | 8.8 | 7.6 |
| NNW | .5 | 3.0 | 3.2 | 1.1 | .1 | | | | | | | 8.9 | 7.4 |
| VARIABLE | | | | | | | | | | | | | |
| CALM | ////////// | ////// | ////// | ////// | ////// | ////// | ////// | ////// | ////// | ////// | ////// | 3.4 | ////// |
| TOTALS | 13.1 | 50.7 | 25.0 | 7.2 | .6 | | | | | | | 100.0 | 6.0 |

TOTAL NUMBER OF OBSERVATIONS: 2349

GLOBAL CLIMATOLOGY BRANCH
USAFETAC
AIR WEATHER SERVICE/MAC

PERCENTAGE FREQUENCY OF OCCURRENCE OF SURFACE WIND DIRECTION VERSUS WIND SPEED
FROM HOURLY OBSERVATIONS

STATION NUMBER: 225500 STATION NAME: ARKHANGELSK USSR

PERIOD OF RECORD: 78-87
MONTH: JUL HOURS(LST): 0000-0200

| DIRECTION (DEGREES) | WIND SPEED IN KNOTS 1-3 | 4-6 | 7-10 | 11-16 | 17-21 | 22-27 | 28-33 | 34-40 | 41-47 | 48-55 | GE 56 | TOTAL % | MEAN WIND |
|---|---|---|---|---|---|---|---|---|---|---|---|---|---|
| N | 2.3 | 9.6 | 1.6 | | | | | | | | | 13.5 | 4.8 |
| NNE | 2.3 | 8.9 | 2.3 | | | | | | | | | 13.5 | 4.9 |
| NE | 1.3 | 5.6 | .7 | | | | | | | | | 7.6 | 4.8 |
| ENE | 1.0 | 3.9 | .7 | | | | | | | | | 5.6 | 4.5 |
| E | 1.6 | 5.6 | .7 | .3 | | | | | | | | 8.2 | 5.0 |
| ESE | .7 | 3.9 | .7 | .3 | | | | | | | | 5.3 | 5.3 |
| SE | .7 | 5.3 | 1.0 | | | | | | | | | 6.9 | 5.3 |
| SSE | 1.0 | 1.6 | .7 | | | | | | | | | 3.3 | 4.4 |
| S | 1.3 | 1.3 | .3 | | | | | | | | | 3.0 | 3.8 |
| SSW | 1.7 | 2.6 | .3 | | | | | | | | | 4.3 | 4.3 |
| SW | .3 | 1.6 | .7 | | | | | | | | | 2.6 | 5.5 |
| WSW | | 2.7 | | | | | | | | | | 2.3 | 4.3 |
| W | .3 | 3.6 | .7 | | | | | | | | | 4.6 | 5.4 |
| WNW | 2.0 | 1.6 | .3 | | | | | | | | | 3.9 | 3.8 |
| NW | 1.0 | 3.0 | .7 | | | | | | | | | 4.6 | 4.4 |
| NNW | 1.0 | 4.3 | .7 | | | | | | | | | 5.9 | 4.8 |
| VARIABLE | | | | | | | | | | | | | |
| CALM | ////////// | | | | | | | | | | | 4.9 | ////// |
| TOTALS | 17.4 | 64.8 | 11.8 | .7 | | | | | | | | 100.0 | 4.6 |

TOTAL NUMBER OF OBSERVATIONS: 504

GLOBAL CLIMATOLOGY BRANCH
USAFETAC
AIR WEATHER SERVICE/MAC

PERCENTAGE FREQUENCY OF OCCURRENCE OF SURFACE WIND DIRECTION VERSUS WIND SPEED
FROM POLRLY OBSERVATIONS

STATION NUMBER: 22550C STATION NAME: ARKHANGELSK USSR

PERIOD OF RECORD: 79-87
MONTH: JUL HOURS(LST): 0300-0500

| DIRECTION (DEGREES) | WIND SPEED IN KNOTS 1-3 | 4-6 | 7-10 | 11-16 | 17-21 | 22-27 | 28-33 | 34-40 | 41-47 | 48-55 | GE 56 | TOTAL % | MEAN WIND |
|---|---|---|---|---|---|---|---|---|---|---|---|---|---|
| N | 2.3 | 9.4 | 1.3 | | | .3 | | | | | | 13.4 | 5.1 |
| NNE | 1.0 | 8.1 | 1.3 | | | | | | | | | 10.4 | 5.0 |
| NE | 1.0 | 2.7 | 1.0 | | | | | | | | | 4.2 | 5.1 |
| ENE | .7 | 3.3 | .3 | .7 | | | | | | | | 4.9 | 5.5 |
| E | 1.6 | 7.5 | 1.0 | | | | | | | | | 10.1 | 4.6 |
| ESE | 1.6 | 6.5 | | .3 | | | | | | | | 8.5 | 4.5 |
| SE | .3 | 4.2 | 1.3 | | | | | | | | | 5.9 | 5.3 |
| SSE | .7 | 3.3 | .7 | | | | | | | | | 4.6 | 5.1 |
| S | 1.6 | 2.7 | | | | | | | | | | 3.9 | 3.5 |
| SSW | | 2.6 | | | | | | | | | | 2.6 | 5.0 |
| SW | 1.0 | 2.0 | .3 | | | | | | | | | 3.3 | 4.4 |
| WSW | 1.3 | 2.0 | .7 | | | | | | | | | 3.9 | 4.3 |
| W | 1.0 | 2.0 | .7 | | | | | | | | | 3.6 | 5.1 |
| WNW | 1.0 | 1.0 | .3 | | | | | | | | | 2.3 | 4.9 |
| NW | 1.3 | 2.0 | .7 | .3 | | | | | | | | 3.9 | 5.0 |
| NNW | 1.6 | 4.6 | .7 | | | | | | | | | 6.8 | 4.4 |
| VARIABLE | | | | | | | | | | | | | |
| CALM | ////////// | ////// | ////// | ////// | ////// | ////// | ////// | ////// | ////// | ////// | ////// | 7.8 | ////// |
| TOTALS | 17.6 | 62.9 | 10.1 | 1.3 | | .3 | | | | | | 100.0 | 4.4 |

TOTAL NUMBER OF OBSERVATIONS: 307

GLOBAL CLIMATOLOGY BRANCH
USAFETAC
AIR WEATHER SERVICE/MAC

PERCENTAGE FREQUENCY OF OCCURRENCE OF SURFACE WIND DIRECTION VERSUS WIND SPEED
FROM HOURLY OBSERVATIONS

STATION NUMBER: 22550C STATION NAME: ARKHANGELSK USSR PERIOD OF RECORD: 78-87
MONTH: JUL HOURS(LST): 0600-0800

| DIRECTION (DEGREES) | WIND SPEED IN KNOTS 1-3 | 4-6 | 7-10 | 11-16 | 17-21 | 22-27 | 28-33 | 34-40 | 41-47 | 48-55 | GE 56 | TOTAL % | MEAN WIND |
|---|---|---|---|---|---|---|---|---|---|---|---|---|---|
| N | 1.7 | 6.6 | 1.7 | .7 | | | | | | | | 12.6 | 5.5 |
| NNE | 2.3 | 5.3 | 2.0 | .3 | | | | | | | | 9.6 | 5.2 |
| NE | .7 | 5.6 | .7 | | | | | | | | | 7.0 | 5.0 |
| ENE | 2.0 | 1.7 | 1.0 | | | | | | | | | 4.6 | 4.6 |
| E | 2.6 | 3.0 | .7 | | | | | | | | | 6.3 | 4.0 |
| ESE | 1.7 | 6.0 | 1.0 | .3 | | | | | | | | 8.9 | 5.2 |
| SE | 1.7 | 5.0 | 1.3 | | | | | | | | | 7.9 | 5.0 |
| SSE | 1.3 | 2.0 | 1.3 | | | | | | | | | 4.6 | 4.9 |
| S | 1.0 | 1.7 | .7 | | | | | | | | | 3.0 | 4.7 |
| SSW | 1.3 | 2.6 | .3 | | | | | | | | | 4.3 | 4.9 |
| SW | 1.7 | 1.7 | .3 | | | | | | | | | 3.3 | 4.2 |
| WSW | .7 | 3.0 | .7 | | | | | | | | | 4.3 | 5.1 |
| W | | 2.3 | 1.0 | | | | | | | | | 4.3 | 5.5 |
| WNW | 1.7 | 2.0 | .7 | | | | | | | | | 4.0 | 4.8 |
| NW | 1.0 | 1.0 | | .3 | | | | | | | | 2.3 | 4.3 |
| NNW | 1.0 | 3.3 | 1.7 | | | | | | | | | 6.0 | 5.2 |
| VARIABLE | | | | | | | | | | | | | |
| CALM | ////// | ////// | ////// | ////// | ////// | ////// | ////// | ////// | ////// | ////// | ////// | 7.0 | ////// |
| TOTALS | 21.5 | 55.0 | 14.9 | 1.7 | | | | | | | | 100.0 | 4.6 |

TOTAL NUMBER OF OBSERVATIONS: 302

GLOBAL CLIMATOLOGY BRANCH
USAFETAC
AIR WEATHER SERVICE/MAC

PERCENTAGE FREQUENCY OF OCCURRENCE OF SURFACE WIND DIRECTION VERSUS WIND SPEED
FROM HOURLY OBSERVATIONS

STATION NUMBER: 225500 STATION NAME: ARKHANGELSK USSR

PERIOD OF RECORD: 78-87
MONTH: JUL HOURS(LST): 0900-1100

| DIRECTION (DEGREES) | WIND SPEED IN KNOTS 1-3 | 4-6 | 7-10 | 11-16 | 17-21 | 22-27 | 28-33 | 34-40 | 41-47 | 48-55 | GE 56 | TOTAL % | MEAN WIND |
|---|---|---|---|---|---|---|---|---|---|---|---|---|---|
| N | .7 | 5.6 | 2.0 | | | | | | | | | 8.2 | 6.0 |
| NNE | .3 | 6.6 | 2.6 | .3 | | | | | | | | 9.8 | 6.1 |
| NE | .7 | 2.0 | 1.3 | | | | | | | | | 3.9 | 5.7 |
| ENE | 1.0 | 1.7 | 1.3 | | | | | | | | | 3.6 | 5.8 |
| E | 1.0 | 2.6 | 1.0 | | | | | | | | | 4.6 | 5.0 |
| ESE | 1.7 | 3.0 | .7 | | | | | | | | | 4.9 | 4.5 |
| SE | .7 | 4.9 | 3.0 | .7 | | | | | | | | 8.9 | 6.8 |
| SSE | 1.3 | 4.9 | 2.0 | .3 | | | | | | | | 8.5 | 5.5 |
| S | 1.0 | 3.3 | .7 | | | | | | | | | 4.9 | 4.7 |
| SSW | 1.6 | 2.0 | .7 | | | | | | | | | 4.3 | 4.5 |
| SW | .7 | 1.3 | 1.6 | .7 | | | | | | | | 4.3 | 7.1 |
| WSW | 1.3 | 2.0 | .3 | | | | | | | | | 3.6 | 4.0 |
| W | 3.3 | 4.3 | 2.0 | .3 | | | | | | | | 9.5 | 5.0 |
| WNW | .3 | 3.0 | 1.0 | .3 | | | | | | | | 4.6 | 5.9 |
| NW | 1.3 | 2.0 | 1.6 | .3 | | | | | | | | 5.2 | 6.0 |
| NNW | 1.0 | 4.6 | 2.3 | .3 | | | | | | | | 8.9 | 5.6 |
| VARIABLE | | | | | | | | | | | | | |
| CALM | ////////// | ////////// | ////////// | ////////// | ////////// | ////////// | ////////// | ////////// | ////////// | ////////// | ////////// | 2.3 | ////// |
| TOTALS | 17.4 | 53.1 | 23.9 | 3.3 | | | | | | | | 100.0 | 5.5 |

TOTAL NUMBER OF OBSERVATIONS: 305

GLOBAL CLIMATOLOGY BRANCH
USAFETAC
AIR WEATHER SERVICE/MAC

PERCENTAGE FREQUENCY OF OCCURRENCE OF SURFACE WIND DIRECTION VERSUS WIND SPEED
FROM HOURLY OBSERVATIONS

STATION NUMBER: 22556C STATION NAME: ARKHANGELSK USSR PERIOD OF RECORD: 78-87
MONTH: JUL HOURS(LST): 1200-1400

| DIRECTION (DEGREES) | WIND SPEED IN KNOTS 1-3 | 4-6 | 7-10 | 11-16 | 17-21 | 22-27 | 28-33 | 34-40 | 41-47 | 48-55 | GE 56 | TOTAL % | MEAN WIND |
|---|---|---|---|---|---|---|---|---|---|---|---|---|---|
| N | .7 | 6.9 | 3.3 | | | | | | | | | 10.9 | 5.8 |
| NNE | .7 | 2.6 | 2.3 | 1.0 | | | | | | | | 6.6 | 7.2 |
| NE | | 3.0 | 1.0 | .3 | | | | | | | | 4.3 | 6.9 |
| ENE | .3 | .7 | 1.0 | | | | | | | | | 2.0 | 7.0 |
| E | .3 | 1.3 | 1.0 | .3 | | | | | | | | 3.0 | 6.7 |
| ESE | .3 | 2.7 | 1.7 | .3 | | | | | | | | 4.6 | 6.6 |
| SE | 1.0 | 4.3 | 2.3 | .7 | | | | | | | | 8.3 | 6.4 |
| SSE | .3 | 2.3 | 2.3 | .3 | | | | | | | | 5.3 | 6.9 |
| S | .7 | 3.0 | 2.0 | .3 | | | | | | | | 5.9 | 6.0 |
| SSW | .7 | 3.0 | 1.7 | .3 | | | | | | | | 5.6 | 5.8 |
| SW | .7 | 2.0 | .7 | .3 | | | | | | | | 3.6 | 5.8 |
| WSW | 1.0 | 1.0 | .7 | | | | | | | | | 2.6 | 4.5 |
| W | 1.3 | 6.6 | 2.0 | .3 | | | | | | | | 10.2 | 5.5 |
| WNW | | 3.6 | 3.6 | 1.0 | | | | | | | | 8.3 | 7.7 |
| NW | .7 | 4.3 | 2.6 | .7 | | | | | | | | 8.3 | 6.8 |
| NNW | .7 | 4.7 | 4.0 | 1.0 | | | | | | | | 9.9 | 7.3 |
| VARIABLE | | | | | | | | | | | | | |
| CALM | ////////////

GLOBAL CLIMATOLOGY BRANCH
USAFETAC
AIR WEATHER SERVICE/MAC

PERCENTAGE FREQUENCY OF OCCURRENCE OF SURFACE WIND DIRECTION VERSUS WIND SPEED
FROM MONTHLY OBSERVATIONS

STATION NUMBER: 225500 STATION NAME: ARKHANGELSK USSR

PERIOD OF RECORD: 78-87
MONTH: JUL HOURS(LST): 1500-1700

| DIRECTION (DEGREES) | WIND SPEED IN KNOTS 1-3 | 4-6 | 7-10 | 11-16 | 17-21 | 22-27 | 28-33 | 34-40 | 41-47 | 48-55 | GE 56 | TOTAL % | MEAN WIND |
|---|---|---|---|---|---|---|---|---|---|---|---|---|---|
| N | .7 | 6.7 | 3.9 | .3 | | | | | | | | 11.1 | 6.2 |
| NNE | .3 | 3.6 | 1.6 | .3 | | | | | | | | 5.9 | 6.7 |
| NE | .7 | 1.6 | 1.3 | .7 | | | | | | | | 4.3 | 6.9 |
| ENE | | 1.6 | .7 | | | | | | | | | 2.3 | 6.3 |
| E | .7 | 2.0 | .7 | .3 | | | | | | | | 3.6 | 5.6 |
| ESE | | 3.0 | 1.6 | | | | | | | | | 4.6 | 6.4 |
| SE | .7 | 3.6 | 1.3 | 1.3 | | | | | | | | 6.6 | 6.9 |
| SSE | .3 | 3.6 | 1.0 | | | | | | | | | 4.9 | 5.9 |
| S | | 3.6 | 1.6 | .7 | | | | | | | | 5.6 | 6.2 |
| SSW | | 2.3 | 1.0 | | | | | | | | | 3.3 | 6.0 |
| SW | .3 | 1.6 | 1.6 | | | | | | | | | 3.6 | 6.5 |
| WSW | 1.0 | 2.0 | .3 | .7 | | | | | | | | 3.9 | 5.7 |
| W | .3 | 4.9 | 2.0 | .3 | | | | | | | | 7.5 | 6.3 |
| WNW | .7 | 3.9 | 3.0 | .7 | | | | | | | | 8.2 | 6.6 |
| NW | .3 | 4.3 | 5.6 | 2.0 | | | | | | | | 12.1 | 8.4 |
| NNW | .7 | 4.6 | 5.2 | 1.0 | | | | | | | | 11.5 | 7.4 |
| VARIABLE | | | | | | | | | | | | | |
| CALM | //////////////

GLOBAL CLIMATOLOGY BRANCH
USAFETAC
AIR WEATHER SERVICE/MAC

PERCENTAGE FREQUENCY OF OCCURRENCE OF SURFACE WIND DIRECTION VERSUS WIND SPEED
FROM HOURLY OBSERVATIONS

STATION NUMBER: 225GG STATION NAME: ARKHANGELSK USSR PERIOD OF RECORD: 78-87
MONTH: JUL HOURS(LST): 1900-2000

| DIRECTION (DEGREES) | WIND SPEED IN KNOTS 1-3 | 4-6 | 7-10 | 11-16 | 17-21 | 22-27 | 28-33 | 34-40 | 41-47 | 48-55 | GE 56 | TOTAL % | MEAN WIND |
|---|---|---|---|---|---|---|---|---|---|---|---|---|---|
| N | .7 | 5.7 | 3.6 | .7 | | | | | | | | 10.3 | 6.8 |
| NNE | .7 | 4.6 | 2.3 | .7 | | | | | | | | 7.9 | 6.6 |
| NE | | 3.0 | 1.3 | .3 | | | | | | | | 4.6 | 6.4 |
| ENE | 1.0 | 1.0 | .7 | | | | | | | | | 2.6 | 4.8 |
| E | .7 | 3.3 | .7 | | | | | | | | | 4.3 | 5.1 |
| ESE | .7 | 3.3 | .7 | | | | | | | | | 4.7 | 5.4 |
| SE | .7 | 4.3 | 2.0 | .3 | | | | | | | | 7.0 | 5.8 |
| SSE | .7 | 2.0 | 1.0 | | | | | | | | | 3.6 | 5.1 |
| S | .7 | 2.6 | .7 | .3 | | | | | | | | 4.7 | 5.7 |
| SSW | .3 | 3.0 | 1.7 | .3 | | | | | | | | 5.3 | 6.3 |
| SW | .3 | .7 | | .3 | | | | | | | | 1.3 | 6.5 |
| WSW | .3 | .7 | .7 | | | | | | | | | 1.3 | 6.0 |
| W | | 2.7 | 1.3 | | | | | | | | | 4.3 | 5.8 |
| WNW | .7 | 5.3 | 4.0 | .7 | | | | | | | | 10.3 | 6.5 |
| NW | .3 | 6.6 | 7.6 | 1.0 | | | | | | | | 15.6 | 7.2 |
| NNW | 1.0 | 5.6 | 4.6 | | | | | | | | | 11.3 | 6.3 |
| VARIABLE | | | | | | | | | | | | | |
| CALM | ////////////

GLOBAL CLIMATOLOGY BRANCH
USAFETAC
AIR WEATHER SERVICE/MAC

PERCENTAGE FREQUENCY OF OCCURRENCE OF SURFACE WIND DIRECTION VERSUS WIND SPEED
FROM HOURLY OBSERVATIONS

STATION NUMBER: 225500 STATION NAME: ARKHANGELSK USSR

PERIOD OF RECORD: 79-87
MONTH: JUL HOURS(LST): 2100-2300

| DIRECTION (DEGREES) | WIND SPEED IN KNOTS 1-3 | 4-6 | 7-10 | 11-16 | 17-21 | 22-27 | 28-33 | 34-40 | 41-47 | 48-55 | GE 56 | TOTAL % | MEAN WIND |
|---|---|---|---|---|---|---|---|---|---|---|---|---|---|
| N | 3.4 | 7.8 | 1.0 | | | | | | | | | 12.4 | 4.3 |
| NNE | 1.3 | 7.5 | 2.3 | | | | | | | | | 11.1 | 5.3 |
| NE | 1.6 | 4.2 | 1.6 | | | | | | | | | 7.5 | 4.9 |
| ENE | .7 | 2.6 | .3 | | | | | | | | | 3.6 | 4.5 |
| E | | 5.6 | .3 | | | | | | | | | 5.9 | 4.6 |
| ESE | .7 | 4.9 | | | | | | | | | | 5.6 | 4.5 |
| SE | 1.6 | 3.9 | .3 | | | | | | | | | 5.9 | 4.7 |
| SSE | | 2.0 | .3 | | | | | | | | | 2.3 | 4.9 |
| S | .7 | 2.9 | | | | | | | | | | 3.6 | 4.2 |
| SSW | | 1.6 | .7 | | | | | | | | | 2.3 | 5.7 |
| SW | .7 | 2.0 | | | | | | | | | | 2.3 | 4.0 |
| WSW | .2 | 2.7 | .3 | | | | | | | | | 2.9 | 4.7 |
| W | 1.6 | 3.6 | | | | | | | | | | 5.2 | 4.0 |
| WNW | .7 | 2.7 | 1.6 | | | | | | | | | 4.6 | 5.3 |
| NW | 2.3 | 5.6 | 1.3 | | | | | | | | | 9.2 | 4.3 |
| NNW | 2.5 | 7.5 | 2.6 | .3 | | | | | | | | 12.4 | 5.4 |
| VARIABLE | | | | | | | | | | | | | |
| CALM | ////////////

GLOBAL CLIMATOLOGY BRANCH
USAFETAC
AIR WEATHER SERVICE/MAC

PERCENTAGE FREQUENCY OF OCCURRENCE OF SURFACE WIND DIRECTION VERSUS WIND SPEED
FROM HOURLY OBSERVATIONS

STATION NUMBER: 225500 STATION NAME: ARKHANGELSK USSR PERIOD OF RECORD: 78-87
MONTH: JUL HOURS(LST): ALL

| DIRECTION (DEGREES) | WIND SPEED IN KNOTS 1-3 | 4-6 | 7-10 | 11-16 | 17-21 | 22-27 | 28-33 | 34-40 | 41-47 | 48-55 | GE 56 | TOTAL % | MEAN WIND |
|---|---|---|---|---|---|---|---|---|---|---|---|---|---|
| N | 1.6 | 7.4 | 2.3 | .2 | .0 | | | | | | | 11.5 | 5.5 |
| NNE | 1.1 | 5.9 | 2.1 | .3 | | | | | | | | 9.4 | 5.7 |
| NE | .7 | 3.4 | 1.1 | .2 | | | | | | | | 5.4 | 5.5 |
| ENE | .8 | 2.0 | .7 | .1 | | | | | | | | 3.7 | 5.2 |
| E | 1.0 | 3.9 | .7 | .1 | | | | | | | | 5.8 | 4.9 |
| ESE | .5 | 4.1 | .8 | .2 | | | | | | | | 5.8 | 5.2 |
| SE | .6 | 4.4 | 1.6 | .4 | | | | | | | | 7.1 | 5.8 |
| SSE | .7 | 2.7 | 1.2 | .1 | | | | | | | | 4.6 | 5.5 |
| S | .5 | 2.5 | .7 | .1 | | | | | | | | 4.3 | 5.0 |
| SSW | .7 | 2.5 | .8 | .1 | | | | | | | | 4.0 | 5.3 |
| SW | .6 | 1.6 | .7 | .2 | | | | | | | | 3.0 | 5.6 |
| WSW | .7 | 1.8 | .5 | .1 | | | | | | | | 3.1 | 4.8 |
| W | .5 | 3.0 | 1.2 | .1 | | | | | | | | 6.2 | 5.4 |
| WNW | .8 | 2.8 | 1.8 | .3 | | | | | | | | 5.8 | 6.1 |
| NW | 1.0 | 3.6 | 2.5 | .6 | | | | | | | | 7.6 | 6.4 |
| NNW | 1.2 | 4.9 | 2.7 | .3 | | | | | | | | 9.1 | 6.0 |
| VARIABLE | | | | | | | | | | | | | |
| CALM | ////////// | ////////// | ////////// | ////////// | ////////// | ////////// | ////////// | ////////// | ////////// | ////////// | ////////// | 3.6 | ////// |
| TOTALS | 14.1 | 57.4 | 21.3 | 3.3 | .0 | | | | | | | 100.0 | 5.4 |

TOTAL NUMBER OF OBSERVATIONS: 2434

GLOBAL CLIMATOLOGY BRANCH
USAFETAC
AIR WEATHER SERVICE/MAC

PERCENTAGE FREQUENCY OF OCCURRENCE OF SURFACE WIND DIRECTION VERSUS WIND SPEED
FROM HOURLY OBSERVATIONS

STATION NUMBER: 225500 STATION NAME: ARKHANGELSK USSR

PERIOD OF RECORD: 78-87
MONTH: AUG HOURS(LST): 0000-0200

| DIRECTION (DEGREES) | WIND SPEED IN KNOTS 1-3 | 4-6 | 7-10 | 11-16 | 17-21 | 22-27 | 28-33 | 34-40 | 41-47 | 48-55 | GE 56 | TOTAL % | MEAN WIND |
|---|---|---|---|---|---|---|---|---|---|---|---|---|---|
| N | 2.6 | 6.5 | .7 | | | | | | | | | 9.8 | 4.3 |
| NNE | 1.3 | 6.5 | 1.0 | | | | | | | | | 8.8 | 5.0 |
| NE | .7 | 5.6 | .3 | .3 | | | | | | | | 6.9 | 5.0 |
| ENE | 1.0 | 1.6 | .3 | .7 | | | | | | | | 3.6 | 6.0 |
| E | 1.3 | 3.6 | .3 | | | | | | | | | 5.2 | 4.3 |
| ESE | .7 | 4.9 | .3 | | | | | | | | | 5.9 | 4.8 |
| SE | 1.6 | 4.2 | 1.3 | .3 | | | | | | | | 7.5 | 5.4 |
| SSE | 1.3 | 3.9 | 1.6 | | | | | | | | | 6.9 | 5.1 |
| S | 1.0 | 4.2 | 1.6 | .3 | | | | | | | | 7.2 | 5.9 |
| SSW | | 3.3 | .7 | | | | | | | | | 3.9 | 5.8 |
| SW | .7 | 2.0 | .7 | | | | | | | | | 3.3 | 5.0 |
| WSW | 1.3 | 1.0 | | | | | | | | | | 2.3 | 3.1 |
| W | 2.0 | 2.3 | 1.3 | | | | | | | | | 5.6 | 4.6 |
| WNW | 2.3 | 2.3 | .3 | .3 | | | | | | | | 5.2 | 4.3 |
| NW | 1.6 | 2.0 | | 1.0 | | | | | | | | 4.6 | 5.4 |
| NNW | 2.0 | 2.0 | .7 | .3 | | | | | | | | 4.9 | 4.7 |
| VARIABLE | | | | | | | | | | | | | |
| CALM | ////////////

GLOBAL CLIMATOLOGY BRANCH
USAFETAC
AIR WEATHER SERVICE/MAC

PERCENTAGE FREQUENCY OF OCCURRENCE OF SURFACE WIND DIRECTION VERSUS WIND SPEED
FROM HOURLY OBSERVATIONS

STATION NUMBER: 225500 STATION NAME: ARKHANGELSK USSR

PERIOD OF RECORD: 78-87
MONTH: AUG HOURS(LST): 0300-0500

| DIRECTION (DEGREES) | WIND SPEED IN KNOTS 1-3 | 4-6 | 7-10 | 11-16 | 17-21 | 22-27 | 28-33 | 34-40 | 41-47 | 48-55 | GE 56 | TOTAL % | MEAN WIND |
|---|---|---|---|---|---|---|---|---|---|---|---|---|---|
| N | 1.7 | 3.6 | .7 | | | | | | | | | 5.6 | 4.4 |
| NNE | 1.3 | 2.0 | 1.3 | | | | | | | | | 4.6 | 4.9 |
| NE | 2.0 | 5.0 | 1.0 | | | | | | | | | 7.9 | 4.6 |
| ENE | | 3.6 | 1.7 | .3 | | | | | | | | 5.6 | 6.4 |
| E | 1.6 | 6.0 | .3 | | | | | | | | | 7.3 | 4.4 |
| ESE | 2.0 | 4.6 | .3 | | | | | | | | | 7.0 | 4.0 |
| SE | 1.7 | 5.7 | 2.6 | | | | | | | | | 9.3 | 5.1 |
| SSE | 1.0 | 3.7 | 1.0 | | | | | | | | | 5.3 | 5.1 |
| S | 1.7 | 3.7 | 2.0 | | | | | | | | | 6.6 | 5.5 |
| SSW | 1.0 | 2.6 | .7 | | | | | | | | | 4.3 | 5.4 |
| SW | .3 | 1.3 | .3 | | | | | | | | | 2.0 | 4.7 |
| WSW | .7 | 3.0 | .7 | .3 | | | | | | | | 4.6 | 5.4 |
| W | 1.7 | 5.0 | .7 | | | | | | | | | 7.3 | 4.4 |
| WNW | 1.3 | 1.0 | | | | | | | | | | 2.3 | 2.9 |
| NW | 1.7 | 3.6 | | 1.0 | | | | | | | | 6.3 | 4.8 |
| NNW | 1.7 | 3.6 | 1.0 | .3 | | | | | | | | 6.3 | 5.1 |
| VARIABLE | | | | | | | | | | | | | |
| CALM | ////////// | ////// | ////// | ////// | ////// | ////// | ////// | ////// | ////// | ////// | ////// | 7.6 | ////// |
| TOTALS | 19.2 | 57.0 | 14.2 | 2.0 | | | | | | | | 100.0 | 4.5 |

TOTAL NUMBER OF OBSERVATIONS: 302

GLOBAL CLIMATOLOGY BRANCH
USAFETAC
AIR WEATHER SERVICE/MAC

PERCENTAGE FREQUENCY OF OCCURRENCE OF SURFACE WIND DIRECTION VERSUS WIND SPEED
FROM POLRLY OBSERVATIONS

STATION NUMBER: 22550C STATION NAME: ARKHANGELSK USSR PERIOD OF RECORD: 79-87
MONTH: AUG HOURS(LST): 0600-0800

| DIRECTION (DEGREES) | WIND SPEED IN KNOTS 1-3 | 4-6 | 7-10 | 11-16 | 17-21 | 22-27 | 28-33 | 34-40 | 41-47 | 48-55 | GE 56 | TOTAL % | MEAN WIND |
|---|---|---|---|---|---|---|---|---|---|---|---|---|---|
| N | 2.3 | 5.3 | .3 | | | | | | | | | 8.0 | 4.1 |
| NNE | 2.0 | 3.7 | | | | | | | | | | 5.7 | 3.5 |
| NE | | 4.0 | 1.3 | | | | | | | | | 5.3 | 6.1 |
| ENE | .7 | 4.0 | .3 | .7 | | | | | | | | 5.7 | 6.0 |
| E | 1.3 | 3.7 | 1.3 | | | | | | | | | 6.3 | 4.7 |
| ESE | 4.0 | 5.3 | 1.7 | | | | | | | | | 11.0 | 4.2 |
| SE | 1.7 | 4.0 | 1.3 | .3 | | | | | | | | 7.3 | 5.1 |
| SSE | 1.0 | 5.7 | 1.3 | | | | | | | | | 8.0 | 5.1 |
| S | .7 | 3.7 | 1.0 | | | | | | | | | 5.0 | 5.3 |
| SSW | 1.0 | 3.7 | 2.7 | .3 | | | | | | | | 7.7 | 5.9 |
| SW | .3 | 1.0 | .7 | | | | | | | | | 2.0 | 5.7 |
| WSW | 1.7 | 2.3 | .3 | | | | | | | | | 4.0 | 4.7 |
| W | 1.7 | 4.7 | .7 | | | | | | | | | 6.7 | 4.6 |
| WNW | .7 | .3 | .7 | .3 | | | | | | | | 1.7 | 8.0 |
| NW | 1.3 | 1.3 | 1.0 | .3 | | | | | | | | 4.0 | 5.3 |
| NNW | .7 | 2.7 | 2.0 | .3 | | | | | | | | 5.3 | 7.0 |
| VARIABLE | | | | | | | | | | | | | |
| CALM | ////////// | ////////// | ////////// | ////////// | ////////// | ////////// | ////////// | ////////// | ////////// | ////////// | ////////// | 6.3 | ////// |
| TOTALS | 19.7 | 55.0 | 16.7 | 2.3 | | | | | | | | 100.0 | 4.8 |

TOTAL NUMBER OF OBSERVATIONS: 300

GLOBAL CLIMATOLOGY BRANCH
USAFETAC
AIR WEATHER SERVICE/MAC

PERCENTAGE FREQUENCY OF OCCURRENCE OF SURFACE WIND DIRECTION VERSUS WIND SPEED
FROM POLRLY OBSERVATIONS

STATION NUMBER: 225500 STATION NAME: ARKHANGELSK USSR PERIOD OF RECORD: 78-87
MONTH: AUG HOURS(LST): 0900-1100

| DIRECTION (DEGREES) | WIND SPEED IN KNOTS 1-3 | 4-6 | 7-10 | 11-16 | 17-21 | 22-27 | 28-33 | 34-40 | 41-47 | 48-55 | GE 56 | TOTAL % | MEAN WIND |
|---|---|---|---|---|---|---|---|---|---|---|---|---|---|
| N | 2.3 | 3.3 | 1.6 | | | | | | | | | 7.2 | 4.9 |
| NNE | .3 | 5.3 | 1.3 | | | | | | | | | 6.9 | 5.0 |
| NE | .7 | 1.3 | 1.6 | | | | | | | | | 3.6 | 6.0 |
| ENE | 1.0 | 1.6 | 2.0 | .3 | | | | | | | | 4.9 | 6.3 |
| E | 2.0 | 3.3 | .3 | .3 | .3 | | | | | | | 6.2 | 5.8 |
| ESE | 1.6 | 5.3 | .7 | | | | | | | | | 7.6 | 5.0 |
| SE | .7 | 5.9 | 3.0 | .3 | | | | | | | | 9.9 | 6.3 |
| SSE | 1.0 | 3.3 | 2.3 | | | | | | | | | 6.6 | 5.4 |
| S | .7 | 3.6 | .7 | | | | | | | | | 4.9 | 4.8 |
| SSW | .3 | 2.0 | 1.3 | .7 | | | | | | | | 4.3 | 7.5 |
| SW | .3 | 2.6 | 1.0 | .7 | | | | | | | | 4.6 | 6.7 |
| WSW | .3 | 3.9 | 2.0 | .3 | | | | | | | | 6.6 | 6.4 |
| W | 2.0 | 4.6 | 1.3 | | | | | | | | | 7.9 | 4.9 |
| WNW | 1.0 | 3.3 | 1.6 | .3 | | | | | | | | 6.2 | 5.9 |
| NW | .7 | 1.6 | .7 | 1.0 | .3 | | | | | | | 4.3 | 8.2 |
| NNW | .7 | 2.6 | 2.3 | 1.0 | | | | | | | | 6.6 | 7.5 |
| VARIABLE | | .3 | | | | | | | | | | .3 | 6.0 |
| CALM | ////// | ////// | ////// | ////// | ////// | ////// | ////// | ////// | ////// | ////// | ////// | 1.3 | ////// |
| TOTALS | 15.5 | 53.9 | 23.7 | 4.9 | .7 | | | | | | | 100.0 | 5.9 |

TOTAL NUMBER OF OBSERVATIONS: 304

GLOBAL CLIMATOLOGY BRANCH
USAFETAC
AIR WEATHER SERVICE/MAC

PERCENTAGE FREQUENCY OF OCCURRENCE OF SURFACE WIND DIRECTION VERSUS WIND SPEED
FROM HOURLY OBSERVATIONS

STATION NUMBER: 22550C STATION NAME: ARKHANGELSK USSR PERIOD OF RECORD: 78-87
MONTH: AUG HOURS(LST): 1200-1400

| DIRECTION (DEGREES) | WIND SPEED IN KNOTS 1-3 | 4-6 | 7-10 | 11-16 | 17-21 | 22-27 | 28-33 | 34-40 | 41-47 | 48-55 | GE 56 | TOTAL % | MEAN WIND |
|---|---|---|---|---|---|---|---|---|---|---|---|---|---|
| N | .7 | 4.3 | 2.0 | .7 | | | | | | | | 7.6 | 6.4 |
| NNE | . | 2.7 | .7 | .3 | | | | | | | | 4.3 | 5.7 |
| NE | .7 | 2.7 | .3 | .3 | | | | | | | | 4.0 | 5.0 |
| ENE | .7 | 2.7 | 1.3 | | | | | | | | | 4.3 | 6.2 |
| E | .7 | 2.7 | 1.7 | 1.0 | | | | | | | | 5.6 | 7.4 |
| ESE | 1.0 | 2.7 | 2.0 | .3 | | | | | | | | 6.0 | 5.9 |
| SE | .3 | 4.7 | 3.3 | .7 | | | | | | | | 9.0 | 6.7 |
| SSE | 1.3 | 4.3 | 1.7 | | | | | | | | | 7.0 | 5.2 |
| S | .7 | 2.7 | 3.0 | .3 | | | | | | | | 6.6 | 6.6 |
| SSW | 1.0 | 1.3 | 1.3 | .3 | | | | | | | | 4.0 | 6.2 |
| SW | .7 | 2.7 | 1.0 | .3 | | | | | | | | 4.7 | 6.0 |
| WSW | .7 | 2.7 | 1.7 | 1.3 | | | | | | | | 6.3 | 7.2 |
| W | .7 | 3.3 | .7 | .7 | | | | | | | | 5.0 | 6.0 |
| WNW | .3 | 3.3 | 3.7 | .7 | .7 | | | | | | | 8.6 | 8.2 |
| NW | .7 | 4.7 | 2.3 | 1.7 | | | | | | | | 9.0 | 7.6 |
| NNW | .7 | 3.0 | 2.3 | 1.7 | | | | | | | | 7.6 | 7.9 |
| VARIABLE | | | | | | | | | | | | | |
| CALM | //////////////

GLOBAL CLIMATOLOGY BRANCH
USAFETAC
AIR WEATHER SERVICE/MAC

PERCENTAGE FREQUENCY OF OCCURRENCE OF SURFACE WIND DIRECTION VERSUS WIND SPEED
FROM HOURLY OBSERVATIONS

STATION NUMBER: 225500 STATION NAME: ARKHANGELSK USSR

PERIOD OF RECORD: 78-87
MONTH: AUG HOURS(LST): 1500-1700

| DIRECTION (DEGREES) | WIND SPEED IN KNOTS 1-3 | 4-6 | 7-10 | 11-16 | 17-21 | 22-27 | 28-33 | 34-40 | 41-47 | 48-55 | GE 56 | TOTAL % | MEAN WIND |
|---|---|---|---|---|---|---|---|---|---|---|---|---|---|
| N | .3 | 3.6 | 2.6 | | | | | | | | | 6.5 | 6.2 |
| NNE | | 3.3 | 1.0 | | | | | | | | | 4.2 | 5.4 |
| NE | .7 | 2.3 | 1.3 | .7 | | | | | | | | 4.9 | 6.5 |
| ENE | | 2.0 | 2.3 | .7 | | | | | | | | 4.9 | 8.0 |
| E | 1.6 | 1.3 | .7 | .3 | | | | | | | | 3.9 | 4.8 |
| ESE | .3 | 2.6 | 1.6 | | | | | | | | | 4.6 | 6.0 |
| SE | 1.3 | 2.9 | 3.9 | .3 | | | | | | | | 8.5 | 6.3 |
| SSE | .7 | 3.3 | 2.3 | | | | | | | | | 6.2 | 5.8 |
| S | | 4.2 | 1.0 | | | | | | | | | 5.2 | 6.3 |
| SSW | .3 | 2.9 | 2.0 | .7 | | | | | | | | 5.9 | 7.1 |
| SW | .7 | 2.3 | 1.0 | .3 | | | | | | | | 4.2 | 6.2 |
| WSW | .7 | 1.6 | 2.3 | .7 | | | | | | | | 5.2 | 7.3 |
| W | .3 | 2.0 | 1.0 | .7 | | | | | | | | 3.9 | 7.0 |
| WNW | 1.3 | 2.0 | 3.6 | 2.3 | | | | | | | | 9.2 | 8.3 |
| NW | | 3.9 | 6.9 | 3.9 | | | | | | | | 14.7 | 8.7 |
| NNW | .7 | 2.0 | 3.6 | .7 | | | | | | | | 6.9 | 7.6 |
| VARIABLE | | | | | | | | | | | | | |
| CALM | ////// | ////// | ////// | ////// | ////// | ////// | ////// | ////// | ////// | ////// | ////// | 1.0 | ////// |
| TOTALS | 8.8 | 42.2 | 36.9 | 11.1 | | | | | | | | 100.0 | 6.9 |

TOTAL NUMBER OF OBSERVATIONS: 306

GLOBAL CLIMATOLOGY BRANCH
USAFETAC
AIR WEATHER SERVICE/MAC

PERCENTAGE FREQUENCY OF OCCURRENCE OF SURFACE WIND DIRECTION VERSUS WIND SPEED
FROM HOURLY OBSERVATIONS

STATION NUMBER: 225500 STATION NAME: ARKHANGELSK USSR PERIOD OF RECORD: 78-87
MONTH: AUG HOURS(LST): 1800-2000

| DIRECTION (DEGREES) | WIND SPEED IN KNOTS 1-3 | 4-6 | 7-10 | 11-16 | 17-21 | 22-27 | 28-33 | 34-40 | 41-47 | 48-55 | GE 56 | TOTAL % | MEAN WIND |
|---|---|---|---|---|---|---|---|---|---|---|---|---|---|
| N | .7 | 2.7 | 2.3 | | | | | | | | | 5.7 | 5.8 |
| NNE | .7 | 4.7 | 1.3 | .3 | | | | | | | | 7.0 | 5.7 |
| NE | 2.0 | 2.0 | 1.3 | | | | | | | | | 5.4 | 4.9 |
| ENE | .7 | 2.3 | 1.7 | | | | | | | | | 4.3 | 6.2 |
| E | .7 | 2.0 | 1.0 | | | | | | | | | 3.7 | 5.6 |
| ESE | 2.7 | 3.0 | .7 | | | | | | | | | 6.4 | 4.0 |
| SE | .7 | 3.3 | 2.7 | | | | | | | | | 6.7 | 6.4 |
| SSE | 1.0 | 2.3 | .7 | | | | | | | | | 4.0 | 5.2 |
| S | .7 | 3.0 | .3 | .3 | | | | | | | | 4.3 | 5.4 |
| SSW | .3 | 1.7 | 1.7 | | | | | | | | | 3.7 | 6.7 |
| SW | .7 | 2.3 | 1.0 | .3 | | | | | | | | 4.3 | 5.8 |
| WSW | | 1.0 | 1.0 | .3 | | | | | | | | 2.3 | 7.4 |
| W | | 2.7 | 1.3 | .3 | | | | | | | | 4.0 | 6.5 |
| WNW | .3 | 2.7 | 4.0 | .3 | | | | | | | | 7.4 | 7.3 |
| NW | 1.0 | 5.0 | 5.4 | 2.0 | .3 | | | | | | | 13.7 | 7.9 |
| NNW | 1.0 | 7.4 | 4.3 | .7 | | | | | | | | 13.4 | 6.4 |
| VARIABLE | | | | | | | | | | | | | |
| CALM | ////////// | ////////// | ////////// | ////////// | ////////// | ////////// | ////////// | ////////// | ////////// | ////////// | ////////// | 3.7 | ////// |
| TOTALS | 12.7 | 47.8 | 30.8 | 4.7 | .3 | | | | | | | 100.0 | 6.0 |

TOTAL NUMBER OF OBSERVATIONS: 299

GLOBAL CLIMATOLOGY BRANCH
USAFETAC
AIR WEATHER SERVICE/MAC

PERCENTAGE FREQUENCY OF OCCURRENCE OF SURFACE WIND DIRECTION VERSUS WIND SPEED
FROM POLRLY OBSERVATIONS

STATION NUMBER: 225500 STATION NAME: ARKHANGELSK USSR

PERIOD OF RECORD: 78-87
MONTH: AUG HOURS(LST): 2100-2300

| DIRECTION (DEGREES) | WIND SPEED IN KNOTS 1-3 | 4-6 | 7-10 | 11-16 | 17-21 | 22-27 | 28-33 | 34-40 | 41-47 | 48-55 | GE 56 | TOTAL % | MEAN WIND |
|---|---|---|---|---|---|---|---|---|---|---|---|---|---|
| N | 3.0 | 3.9 | .3 | | | | | | | | | 7.2 | 3.6 |
| NNE | .3 | 6.6 | 1.6 | | | | | | | | | 8.5 | 4.9 |
| NE | 1.6 | 4.9 | .3 | | | | | | | | | 6.9 | 4.0 |
| ENE | .7 | 2.6 | 2.0 | .3 | | | | | | | | 5.6 | 6.1 |
| E | 1.6 | 3.0 | .7 | | | | | | | | | 5.2 | 4.3 |
| ESE | 1.3 | 4.3 | 1.3 | | | | | | | | | 6.9 | 4.8 |
| SE | .3 | 3.6 | 1.6 | | | | | | | | | 5.6 | 5.9 |
| SSE | .7 | 4.6 | 1.0 | | | | | | | | | 6.2 | 4.9 |
| S | 1.0 | 2.3 | 1.0 | | | | | | | | | 4.3 | 5.2 |
| SSW | .7 | 2.0 | 1.0 | | | | | | | | | 3.6 | 5.1 |
| SW | .7 | 1.3 | .7 | | | | | | | | | 2.6 | 5.0 |
| WSW | .7 | .7 | .3 | | | | | | | | | 1.6 | 4.8 |
| W | | 3.6 | 1.0 | .3 | | | | | | | | 4.9 | 5.7 |
| WNW | 1.0 | 3.6 | 1.0 | .3 | | | | | | | | 5.9 | 5.6 |
| NW | 1.6 | 6.6 | 2.0 | .3 | | | | | | | | 10.5 | 5.4 |
| NNW | 1.0 | 5.9 | .7 | 1.0 | | | | | | | | 8.5 | 5.5 |
| VARIABLE | | | | | | | | | | | | | |
| CALM | ////// | ////// | ////// | ////// | ////// | ////// | ////// | ////// | ////// | ////// | ////// | 5.9 | ////// |
| TOTALS | 16.1 | 69.3 | 16.4 | 2.3 | | | | | | | | 100.0 | 4.7 |

TOTAL NUMBER OF OBSERVATIONS: 305

GLOBAL CLIMATOLOGY BRANCH
USAFETAC
AIR WEATHER SERVICE/MAC

PERCENTAGE FREQUENCY OF OCCURRENCE OF SURFACE WIND DIRECTION VERSUS WIND SPEED
FROM HOURLY OBSERVATIONS

STATION NUMBER: 225500 STATION NAME: ARKHANGELSK USSR

PERIOD OF RECORD: 78-87
MONTH: AUG HOURS(LST): ALL

| DIRECTION (DEGREES) | WIND SPEED IN KNOTS 1-3 | 4-6 | 7-10 | 11-16 | 17-21 | 22-27 | 28-33 | 34-40 | 41-47 | 48-55 | GE 56 | TOTAL % | MEAN WIND |
|---|---|---|---|---|---|---|---|---|---|---|---|---|---|
| N | 1.7 | 4.2 | 1.3 | .1 | | | | | | | | 7.2 | 4.9 |
| NNE | .3 | 4.3 | 1.0 | .1 | | | | | | | | 6.3 | 5.0 |
| NE | 1.0 | 3.5 | .9 | .2 | | | | | | | | 5.6 | 5.1 |
| ENE | .5 | 2.6 | 1.4 | .4 | | | | | | | | 4.9 | 6.4 |
| E | 1.2 | 3.2 | .8 | .2 | .0 | | | | | | | 5.4 | 5.1 |
| ESE | 1.7 | 4.1 | 1.1 | .0 | | | | | | | | 6.9 | 4.7 |
| SE | 1.0 | 4.3 | 2.5 | .2 | | | | | | | | 8.0 | 5.9 |
| SSE | .9 | 3.8 | 1.5 | | | | | | | | | 6.3 | 5.2 |
| S | .7 | 3.4 | 1.3 | .1 | | | | | | | | 5.5 | 5.7 |
| SSW | .6 | 2.4 | 1.4 | .2 | | | | | | | | 4.7 | 6.2 |
| SW | .5 | 1.9 | .8 | .2 | | | | | | | | 3.5 | 5.8 |
| WSW | .7 | 2.0 | 1.0 | .4 | | | | | | | | 4.1 | 6.1 |
| W | 1.0 | 3.4 | 1.0 | .2 | | | | | | | | 5.7 | 5.3 |
| WNW | 1.0 | 2.3 | 1.9 | .6 | .1 | | | | | | | 5.9 | 6.7 |
| NW | 1.0 | 3.6 | 2.3 | 1.4 | .1 | | | | | | | 8.4 | 7.1 |
| NNW | .9 | 3.6 | 2.1 | .7 | | | | | | | | 7.4 | 6.5 |
| VARIABLE | | .0 | | | | | | | | | | .0 | 6.0 |
| CALM | ////////////

GLOBAL CLIMATOLOGY BRANCH
USAFETAC
AIR WEATHER SERVICE/MAC

PERCENTAGE FREQUENCY OF OCCURRENCE OF SURFACE WIND DIRECTION VERSUS WIND SPEED
FROM HOURLY OBSERVATIONS

STATION NUMBER: 225500 STATION NAME: ARKHANGELSK USSR

PERIOD OF RECORD: 78-87
MONTH: SEP HOURS(LST): 0000-0200

| DIRECTION (DEGREES) | WIND SPEED IN KNOTS 1-3 | 4-6 | 7-10 | 11-16 | 17-21 | 22-27 | 28-33 | 34-40 | 41-47 | 48-55 | GE 56 | TOTAL % | MEAN WIND |
|---|---|---|---|---|---|---|---|---|---|---|---|---|---|
| N | 1.4 | 3.1 | .7 | | | | | | | | | 5.2 | 4.7 |
| NNE | 2.7 | 3.1 | | | | | | | | | | 5.8 | 3.1 |
| NE | 1.0 | 2.4 | | | | | | | | | | 3.4 | 4.2 |
| ENE | 1.7 | 1.0 | .3 | | | | | | | | | 3.1 | 3.3 |
| E | 2.4 | 3.4 | .3 | | | | | | | | | 6.2 | 3.8 |
| ESE | 2.4 | 9.3 | 1.7 | | | | | | | | | 13.4 | 4.7 |
| SE | .3 | 6.2 | 1.4 | | | | | | | | | 7.9 | 5.7 |
| SSE | 1.0 | 3.4 | 2.4 | | | | | | | | | 6.9 | 6.1 |
| S | 1.0 | 5.2 | 1.0 | | | | | | | | | 7.2 | 4.5 |
| SSW | 1.4 | 2.4 | .7 | .7 | | | | | | | | 5.2 | 5.6 |
| SW | | 3.8 | 1.0 | .3 | | | | | | | | 5.2 | 6.1 |
| WSW | .3 | 4.1 | 1.7 | | | | | | | | | 6.2 | 6.0 |
| W | 1.7 | 2.7 | 2.1 | | | | | | | | | 6.5 | 5.5 |
| WNW | | .3 | .7 | .3 | | | | | | | | 1.4 | 8.0 |
| NW | .7 | 2.4 | .7 | .7 | | | | | | | | 4.5 | 6.5 |
| NNW | .3 | 3.4 | 1.7 | .3 | | | | | | | | 5.8 | 6.7 |
| VARIABLE | | | | | | | | | | | | | |
| CALM | ////////////

GLOBAL CLIMATOLOGY BRANCH
USAFETAC
AIR WEATHER SERVICE/MAC

PERCENTAGE FREQUENCY OF OCCURRENCE OF SURFACE WIND DIRECTION VERSUS WIND SPEED
FROM POLRLY OBSERVATIONS

STATION NUMBER: 22550C STATION NAME: ARKHANGELSK USSR PERIOD OF RECORD: 78-87
MONTH: SEP HOURS(LST): 0300-0500

| DIRECTION (DEGREES) | WIND SPEED IN KNOTS 1-3 | 4-6 | 7-10 | 11-16 | 17-21 | 22-27 | 28-33 | 34-40 | 41-47 | 48-55 | GE 56 | TOTAL % | MEAN WIND |
|---|---|---|---|---|---|---|---|---|---|---|---|---|---|
| N | 1.4 | 4.9 | .7 | | | | | | | | | 6.9 | 4.1 |
| NNE | 2.1 | 1.4 | .3 | | | | | | | | | 3.8 | 3.3 |
| NE | 2.4 | 2.7 | | | | | | | | | | 5.2 | 3.6 |
| ENE | .7 | 1.0 | | | | | | | | | | 1.7 | 3.6 |
| E | 2.7 | 4.5 | .3 | | | | | | | | | 7.6 | 3.6 |
| ESE | 1.0 | 9.6 | 1.7 | | | | | | | | | 12.4 | 5.2 |
| SE | | 6.9 | 2.4 | | | | | | | | | 9.3 | 5.9 |
| SSE | .3 | 4.1 | 2.4 | .7 | | | | | | | | 7.6 | 6.6 |
| S | 1.4 | 3.8 | .7 | .3 | | | | | | | | 5.8 | 4.5 |
| SSW | 1.0 | 3.1 | 1.7 | | | | | | | | | 5.8 | 5.3 |
| SW | .3 | 1.4 | 3.1 | | | | | | | | | 4.8 | 6.9 |
| WSW | 1.7 | 1.4 | 3.4 | | | | | | | | | 6.5 | 5.8 |
| W | 1.0 | 2.4 | .7 | .3 | | | | | | | | 4.5 | 5.4 |
| WNW | .3 | .3 | .7 | | | | | | | | | 1.4 | 6.5 |
| NW | .3 | 1.7 | 1.0 | .3 | | | | | | | | 3.4 | 7.0 |
| NNW | 2.1 | 3.1 | 2.1 | | | | | | | | | 7.2 | 5.1 |
| VARIABLE | | | | | | | | | | | | | |
| CALM | ////////// | | | | | | | | | | | 6.2 | ////// |
| TOTALS | 18.9 | 52.2 | 21.0 | 1.7 | | | | | | | | 100.0 | 4.8 |

TOTAL NUMBER OF OBSERVATIONS: 291

GLOBAL CLIMATOLOGY BRANCH
USAFETAC
AIR WEATHER SERVICE/MAC

PERCENTAGE FREQUENCY OF OCCURRENCE OF SURFACE WIND DIRECTION VERSUS WIND SPEED
FROM HOURLY OBSERVATIONS

STATION NUMBER: 225500 STATION NAME: ARKHANGELSK USSR

PERIOD OF RECORD: 78-87
MONTH: SEP HOURS(LST): 0600-0800

| DIRECTION (DEGREES) | WIND SPEED IN KNOTS 1-3 | 4-6 | 7-10 | 11-16 | 17-21 | 22-27 | 28-33 | 34-40 | 41-47 | 48-55 | GE 56 | TOTAL % | MEAN WIND |
|---|---|---|---|---|---|---|---|---|---|---|---|---|---|
| N | 2.1 | 2.8 | .3 | | | | | | | | | 5.2 | 4.0 |
| NNE | 1.7 | 2.1 | .7 | | | | | | | | | 4.5 | 4.3 |
| NE | 1.4 | 1.0 | | | | | | | | | | 2.4 | 3.1 |
| ENE | 1.0 | 1.4 | .3 | | | | | | | | | 2.8 | 4.0 |
| E | 5.2 | 5.2 | .3 | | | | | | | | | 10.8 | 3.7 |
| ESE | .7 | 6.9 | 2.1 | | | | | | | | | 9.7 | 5.6 |
| SE | 1.0 | 6.9 | 2.4 | | | | | | | | | 10.4 | 5.5 |
| SSE | .7 | 4.9 | 2.1 | | | | | | | | | 7.6 | 6.1 |
| S | .7 | 3.5 | | .7 | | | | | | | | 4.9 | 5.7 |
| SSW | .3 | 4.9 | 1.7 | .3 | | | | | | | | 7.3 | 6.4 |
| SW | .7 | 2.4 | 1.7 | | | | | | | | | 4.9 | 5.9 |
| WSW | 1.0 | 2.8 | 1.4 | | | | | | | | | 5.2 | 5.1 |
| W | 1.0 | 2.4 | 1.7 | | | | | | | | | 5.2 | 5.6 |
| WNW | .7 | .3 | .3 | .3 | | | | | | | | 1.7 | 6.4 |
| NW | .7 | | 1.7 | .3 | | | | | | | | 2.8 | 8.0 |
| NNW | 1.7 | 5.2 | 1.0 | .3 | | | | | | | | 8.3 | 5.3 |
| VARIABLE | | | | | | | | | | | | | |
| CALM | ////// | ////// | ////// | ////// | ////// | ////// | ////// | ////// | ////// | ////// | ////// | 6.2 | ////// |
| TOTALS | 20.8 | 52.8 | 18.1 | 2.1 | | | | | | | | 100.0 | 4.9 |

TOTAL NUMBER OF OBSERVATIONS: 288

GLOBAL CLIMATOLOGY BRANCH
USAFETAC
AIR WEATHER SERVICE/MAC

PERCENTAGE FREQUENCY OF OCCURRENCE OF SURFACE WIND DIRECTION VERSUS WIND SPEED
FROM HOURLY OBSERVATIONS

STATION NUMBER: 225500 STATION NAME: ARKHANGELSK USSR PERIOD OF RECORD: 78-87
MONTH: SEP HOURS(LST): 0900-1100

| DIRECTION (DEGREES) | WIND SPEED IN KNOTS 1-3 | 4-6 | 7-10 | 11-16 | 17-21 | 22-27 | 28-33 | 34-40 | 41-47 | 48-55 | GE 56 | TOTAL % | MEAN WIND |
|---|---|---|---|---|---|---|---|---|---|---|---|---|---|
| N | 1.0 | 3.4 | .3 | | | | | | | | | 4.7 | 4.4 |
| NNE | .7 | 4.1 | .3 | | | | | | | | | 5.1 | 4.1 |
| NE | .7 | 1.0 | .3 | | | | | | | | | 1.7 | 4.4 |
| ENE | 1.4 | 2.4 | | | | | | | | | | 3.7 | 3.8 |
| E | 1.0 | 2.0 | 1.7 | .7 | | | | | | | | 5.4 | 6.5 |
| ESE | 2.4 | 4.7 | 1.4 | .3 | | | | | | | | 8.8 | 4.6 |
| SE | 1.7 | 8.4 | 3.7 | .7 | | | | | | | | 14.5 | [illegible] |
| SSE | 1.4 | 3.7 | 1.0 | | .3 | | | | | | | [illegible] | [illegible] |
| S | 1.7 | 4.7 | 1.7 | .3 | | | | | | | | [illegible] | |
| SSW | 1.0 | 3.0 | 1.0 | .3 | | | | | | | | | |
| SW | .3 | 2.0 | 2.7 | .3 | | | | | | | | | |
| WSW | .7 | 1.7 | 1.4 | | | | | | | | | | |
| W | 1.4 | 3.0 | 1.0 | .3 | | | | | | | | | |
| WNW | | 1.4 | .7 | .7 | | | | | | | | | |
| NW | .7 | 1.7 | 1.7 | .7 | | | | | | | | | |
| NNW | .7 | 2.7 | 2.0 | 1.7 | | | | | | | | | |
| VARIABLE | | | | | | | | | | | | | |
| CALM | ////////// | ////////// | ////////// | ////////// | ////////// | ////////// | ////////// | ////////// | ////////// | ////////// | ////////// | ////////// | ////////// |
| TOTALS | 15.9 | 56.0 | 20.9 | 6.1 | .7 | | | | | | | | |

TOTAL NUMBER OF OBSERVATIONS: 296


AD-A190 727
ARKHANGELSK USSR LIMITED SURFACE OBSERVATIONS CLIMATIC
SUMMARY (LISOCS) PARIS A-F(U) AIR FORCE ENVIRONMENTAL
TECHNICAL APPLICATIONS CENTER SCOTT A.. JAN 88
2/3
UNCLASSIFIED
USAFETAC/DS-88/003
F/G 4/2
NL




MICROCOPY RESOLUTION TEST CHART
NATIONAL BUREAU OF STANDARDS-1963-A

GLOBAL CLIMATOLOGY BRANCH
USAFETAC
AIR WEATHER SERVICE/MAC

PERCENTAGE FREQUENCY OF OCCURRENCE OF SURFACE WIND DIRECTION VERSUS WIND SPEED
FROM HOURLY OBSERVATIONS

STATION NUMBER: 22550C STATION NAME: ARKHANGELSK USSR

PERIOD OF RECORD: 78-87
MONTH: SEP HOURS(LST): 1200-1400

| DIRECTION (DEGREES) | WIND SPEED IN KNOTS 1-3 | 4-6 | 7-10 | 11-16 | 17-21 | 22-27 | 28-33 | 34-40 | 41-47 | 48-55 | GE 56 | TOTAL % | MEAN WIND |
|---|---|---|---|---|---|---|---|---|---|---|---|---|---|
| N | .3 | 2.8 | .7 | .3 | | | | | | | | 4.2 | 6.2 |
| NNE | 1.0 | 1.4 | .7 | | | | | | | | | 3.1 | 4.7 |
| NE | | 1.7 | .7 | | | | | | | | | 2.4 | 5.7 |
| ENE | .3 | .7 | 1.0 | | | | | | | | | 2.1 | 6.3 |
| E | .3 | 2.8 | .3 | | | | | | | | | 3.5 | 4.6 |
| ESE | .3 | 4.5 | 2.4 | .7 | | | | | | | | 8.0 | 6.6 |
| SE | .7 | 8.0 | 4.8 | .7 | | | | | | | | 14.2 | 6.4 |
| SSE | 1.4 | 3.1 | 2.8 | .3 | | | | | | | | 7.6 | 6.7 |
| S | .7 | 3.8 | 2.4 | 1.4 | | | | | | | | 8.3 | 7.0 |
| SSW | .7 | 6.2 | 2.1 | 1.0 | | | | | | | | 10.0 | 6.2 |
| SW | .3 | 2.8 | 1.4 | .7 | | | | | | | | 5.2 | 6.8 |
| WSW | .7 | .7 | 1.0 | .7 | | | | | | | | 3.1 | 7.1 |
| W | 1.0 | 4.8 | 1.4 | 1.4 | | | | | | | | 8.7 | 6.2 |
| WNW | .3 | 2.8 | 2.1 | .7 | | | | | | | | 5.9 | 7.5 |
| NW | | 2.4 | 4.2 | 1.0 | | | | | | | | 7.6 | 8.4 |
| NNW | | 1.4 | 1.0 | 1.0 | | | | | | | | 3.5 | 8.2 |
| VARIABLE | | | | | | | | | | | | | |
| CALM | ////////// | ////////// | ////////// | ////////// | ////////// | ////////// | ////////// | ////////// | ////////// | ////////// | ////////// | 2.8 | ////// |
| TOTALS | 8.3 | 49.8 | 29.1 | 10.0 | | | | | | | | 100.0 | 6.5 |

TOTAL NUMBER OF OBSERVATIONS: 289

GLOBAL CLIMATOLOGY BRANCH
USAFETAC
AIR WEATHER SERVICE/MAC

PERCENTAGE FREQUENCY OF OCCURRENCE OF SURFACE WIND DIRECTION VERSUS WIND SPEED
FROM HOURLY OBSERVATIONS

STATION NUMBER: 225500 STATION NAME: ARKHANGEL'K USSR

PERIOD OF RECORD: 78-87
MONTH: SEP HOURS(LST): 1500-1700

| DIRECTION (DEGREES) | WIND SPEED IN KNOTS 1-3 | 4-6 | 7-10 | 11-16 | 17-21 | 22-27 | 28-33 | 34-40 | 41-47 | 48-55 | GE 56 | TOTAL % | MEAN WIND |
|---|---|---|---|---|---|---|---|---|---|---|---|---|---|
| N | 1.4 | 2.7 | 1.0 | | | | | | | | | 5.1 | 4.9 |
| NNE | | 1.4 | .7 | | | | | | | | | 2.0 | 6.0 |
| NE | 1.0 | 1.4 | .3 | | | | | | | | | 2.7 | 4.0 |
| ENE | .3 | 2.4 | .7 | | | | | | | | | 3.4 | 5.2 |
| E | 1.0 | 2.0 | 1.0 | | | | | | | | | 4.1 | 4.7 |
| ESE | 1.4 | 3.7 | 3.4 | .3 | | | | | | | | 8.8 | 6.4 |
| SE | .7 | 8.5 | 3.1 | | | | | | | | | 12.2 | 5.6 |
| SSE | 1.0 | 2.4 | 2.7 | 1.4 | | | | | | | | 7.5 | 7.3 |
| S | 1.7 | 5.4 | 1.7 | .3 | | | | | | | | 9.2 | 5.3 |
| SSW | 1.4 | 2.4 | 2.0 | .7 | | | | | | | | 6.5 | 6.1 |
| SW | .7 | 2.0 | .7 | .3 | .3 | | | | | | | 4.1 | 7.1 |
| WSW | .7 | 1.7 | .3 | .3 | | | | | | | | 3.1 | 5.3 |
| W | 1.7 | 2.0 | 2.7 | 1.4 | | | | | | | | 7.8 | 7.1 |
| WNW | | 2.7 | 3.1 | 1.7 | .3 | | | | | | | 7.8 | 8.9 |
| NW | .7 | 3.7 | 2.7 | 1.4 | | | | | | | | 8.5 | 7.3 |
| NNW | | 1.4 | 2.4 | 1.7 | | | | | | | | 5.4 | 9.4 |
| VARIABLE | | | | | | | | | | | | | |
| CALM | ////////////

GLOBAL CLIMATOLOGY BRANCH
USAFETAC
AIR WEATHER SERVICE/MAC

PERCENTAGE FREQUENCY OF OCCURRENCE OF SURFACE WIND DIRECTION VERSUS WIND SPEED
FROM HOURLY OBSERVATIONS

STATION NUMBER: 22550 STATION NAME: ARKHANGELSK USSR

PERIOD OF RECORD: 78-87
MONTH: SEP HOURS(LST): 1800-2000

| DIRECTION (DEGREES) | WIND SPEED IN KNOTS 1-3 | 4-6 | 7-10 | 11-16 | 17-21 | 22-27 | 28-33 | 34-40 | 41-47 | 48-55 | GE 56 | TOTAL % | MEAN WIND |
|---|---|---|---|---|---|---|---|---|---|---|---|---|---|
| N | 2.1 | 3.5 | .7 | .3 | | | | | | | | 6.6 | 4.6 |
| NNE | 1.4 | 2.4 | .7 | | | | | | | | | 4.5 | 4.5 |
| NE | 1.0 | 1.7 | | | | | | | | | | 2.8 | 3.3 |
| ENE | 1.0 | 2.4 | .3 | | | | | | | | | 3.8 | 4.2 |
| E | 1.0 | 3.5 | 1.7 | | | | | | | | | 6.2 | 5.1 |
| ESE | | 8.0 | 1.4 | .3 | | | | | | | | 9.7 | 5.6 |
| SE | 1.4 | 4.2 | 2.4 | .3 | | | | | | | | 8.3 | 5.7 |
| SSE | .7 | 5.2 | 2.8 | .7 | | | | | | | | 9.3 | 6.3 |
| S | 1.0 | 4.8 | 2.4 | | | | | | | | | 8.3 | 5.8 |
| SSW | .3 | 1.7 | 1.0 | .3 | | | | | | | | 3.5 | 6.6 |
| SW | | 1.7 | .7 | | | | | | | | | 2.4 | 5.7 |
| WSW | .7 | 1.7 | 1.7 | .3 | | | | | | | | 4.5 | 6.8 |
| W | .3 | 1.7 | 1.7 | .7 | | | | | | | | 4.5 | 7.1 |
| WNW | .3 | 2.4 | 1.0 | 2.1 | | | | | | | | 5.9 | 7.9 |
| NW | 1.0 | 3.8 | 2.8 | .7 | | | | | | | | 8.3 | 6.6 |
| NNW | .7 | 4.8 | 1.0 | | .3 | | | | | | | 6.9 | 5.8 |
| VARIABLE | | | | | | | | | | | | | |
| CALM | ////////////

GLOBAL CLIMATOLOGY BRANCH
USAFETAC
AIR WEATHER SERVICE/MAC

PERCENTAGE FREQUENCY OF OCCURRENCE OF SURFACE WIND DIRECTION VERSUS WIND SPEED
FROM HOURLY OBSERVATIONS

STATION NUMBER: 22550C STATION NAME: ARKHANGELSK USSR

PERIOD OF RECORD: 78-87
MONTH: SEP HOURS(LST): 2100-2300

| DIRECTION (DEGREES) | WIND SPEED IN KNOTS 1-3 | 4-6 | 7-10 | 11-16 | 17-21 | 22-27 | 28-33 | 34-40 | 41-47 | 48-55 | GE 56 | TOTAL % | MEAN WIND |
|---|---|---|---|---|---|---|---|---|---|---|---|---|---|
| N | 1.0 | 3.7 | | | | | | | | | | 4.7 | 4.0 |
| NNE | 1.7 | 5.0 | .7 | | | | | | | | | 7.4 | 4.0 |
| NE | | 3.7 | | | | | | | | | | 3.7 | 4.5 |
| ENE | 1.0 | 1.3 | .3 | | | | | | | | | 2.7 | 4.3 |
| E | 1.0 | 6.0 | .7 | | | | | | | | | 7.7 | 4.4 |
| ESE | 2.0 | 8.1 | 2.3 | | | | | | | | | 12.4 | 5.0 |
| SE | 1.3 | 5.4 | 2.7 | .3 | | | | | | | | 9.7 | 5.7 |
| SSE | 1.3 | 3.0 | 2.7 | .3 | | | | | | | | 7.4 | 6.3 |
| S | 1.3 | 4.4 | 2.3 | .3 | | | | | | | | 8.4 | 5.6 |
| SSW | 1.0 | 3.0 | .3 | .3 | | | | | | | | 4.7 | 5.0 |
| SW | .7 | 2.3 | 2.0 | | | | | | | | | 5.0 | 6.3 |
| WSW | .3 | 2.7 | 1.0 | .3 | | | | | | | | 4.0 | 6.0 |
| W | 1.3 | 2.7 | .7 | | | | | | | | | 4.7 | 4.7 |
| WNW | .3 | 1.0 | 1.3 | .7 | | | | | | | | 3.4 | 8.0 |
| NW | 1.0 | 2.7 | 2.0 | .3 | | | | | | | | 6.0 | 6.0 |
| NNW | .3 | 2.7 | 1.7 | | | | | | | | | 4.7 | 6.0 |
| VARIABLE | | | | | | | | | | | | | |
| CALM | ////////// | | | | | | | | | | | 3.4 | ////// |
| TOTALS | 15.8 | 57.4 | 20.8 | 2.7 | | | | | | | | 100.0 | 5.1 |

TOTAL NUMBER OF OBSERVATIONS: 298

GLOBAL CLIMATOLOGY BRANCH
USAFETAC
AIR WEATHER SERVICE/MAC

PERCENTAGE FREQUENCY OF OCCURRENCE OF SURFACE WIND DIRECTION VERSUS WIND SPEED
FROM HOURLY OBSERVATIONS

STATION NUMBER: 22550C STATION NAME: ARKHANGELSK USSR

PERIOD OF RECORD: 78-87
MONTH: SEP HOURS(LST): ALL

| DIRECTION (DEGREES) | WIND SPEED IN KNOTS 1-3 | 4-6 | 7-10 | 11-16 | 17-21 | 22-27 | 28-33 | 34-40 | 41-47 | 48-55 | GE 56 | TOTAL % | MEAN WIND |
|---|---|---|---|---|---|---|---|---|---|---|---|---|---|
| N | 1.2 | 3.3 | .6 | .1 | | | | | | | | 5.3 | 4.6 |
| NNE | 1.4 | 2.6 | .5 | | | | | | | | | 4.5 | 4.1 |
| NE | .9 | 2.0 | .2 | | | | | | | | | 3.0 | 4.1 |
| ENE | .9 | 1.6 | .4 | | | | | | | | | 2.9 | 4.3 |
| E | 1.8 | 3.7 | .8 | .1 | | | | | | | | 6.4 | 4.4 |
| ESE | 1.3 | 6.8 | 2.1 | .2 | | | | | | | | 10.4 | 5.4 |
| SE | .9 | 6.8 | 2.9 | .3 | | | | | | | | 10.8 | 5.8 |
| SSE | 1.0 | 3.7 | 2.4 | .4 | .0 | | | | | | | 7.5 | 6.4 |
| S | 1.2 | 4.5 | 1.5 | .4 | | | | | | | | 7.6 | 5.5 |
| SSW | .9 | 3.3 | 1.3 | .5 | | | | | | | | 6.0 | 5.9 |
| SW | .4 | 2.3 | 1.7 | .2 | .0 | | | | | | | 4.6 | 6.5 |
| WSW | .7 | 2.1 | 1.5 | .2 | | | | | | | | 4.5 | 5.9 |
| W | 1.2 | 2.7 | 1.5 | .5 | | | | | | | | 6.0 | 5.9 |
| WNW | .3 | 1.4 | 1.2 | .8 | .0 | | | | | | | 3.8 | 7.9 |
| NW | .6 | 2.3 | 2.1 | .7 | | | | | | | | 5.7 | 7.1 |
| NNW | .7 | 3.1 | 1.6 | .6 | .0 | | | | | | | 6.1 | 6.6 |
| VARIABLE | | | | | | | | | | | | | |
| CALM | ////////// | ////////// | ////////// | ////////// | ////////// | ////////// | ////////// | ////////// | ////////// | ////////// | ////////// | 4.8 | ////// |
| TOTALS | 15.6 | 52.3 | 22.2 | 5.1 | .2 | | | | | | | 100.0 | 5.4 |

TOTAL NUMBER OF OBSERVATIONS: 2336

GLOBAL CLIMATOLOGY BRANCH
USAFETAC
AIR WEATHER SERVICE/MAC

PERCENTAGE FREQUENCY OF OCCURRENCE OF SURFACE WIND DIRECTION VERSUS WIND SPEED
FROM POLRLY OBSERVATIONS

STATION NUMBER: 22550C STATION NAME: ARKHANGELSK USSR

PERIOD OF RECORD: 77-86
MONTH: OCT HOURS(LST): 0000-0200

| DIRECTION (DEGREES) | WIND SPEED IN KNOTS 1-3 | 4-6 | 7-10 | 11-16 | 17-21 | 22-27 | 28-33 | 34-40 | 41-47 | 48-55 | GE 56 | TOTAL % | MEAN WIND |
|---|---|---|---|---|---|---|---|---|---|---|---|---|---|
| N | 2.0 | 3.4 | | .3 | | | | | | | | 5.7 | 4.1 |
| NNE | .3 | .7 | 1.0 | | | | | | | | | 2.0 | 6.7 |
| NE | | 1.3 | .3 | | | | | | | | | 1.7 | 6.0 |
| ENE | | 2.0 | .7 | | | | | | | | | 2.7 | 5.5 |
| E | .3 | 3.4 | 1.0 | | | | | | | | | 4.7 | 5.6 |
| ESE | .7 | 3.7 | 2.0 | .3 | | | | | | | | 6.7 | 5.8 |
| SE | 1.3 | 5.7 | 3.0 | .7 | .3 | | | | | | | 11.1 | 6.7 |
| SSE | .7 | 4.0 | 4.0 | 1.0 | .3 | | | | | | | 10.1 | 7.6 |
| S | | 3.0 | 2.7 | .7 | | | | | | | | 6.4 | 7.7 |
| SSW | .3 | 3.0 | 4.4 | 1.0 | | | | | | | | 8.7 | 7.8 |
| SW | .3 | 1.7 | 1.0 | .7 | | | | | | | | 3.7 | 6.9 |
| WSW | 1.7 | 4.4 | 3.4 | .7 | | | | | | | | 10.1 | 6.3 |
| W | .7 | 1.7 | 2.0 | .7 | .3 | | | | | | | 5.0 | 7.9 |
| WNW | .7 | 1.7 | 1.0 | | .3 | .3 | | | | | | 4.0 | 7.8 |
| NW | .7 | 2.0 | 1.7 | 1.3 | | | | | | | | 5.7 | 7.3 |
| NNW | .7 | 4.0 | 1.0 | .7 | | | | | | | | 6.4 | 6.1 |
| VARIABLE | | | | | | | | | | | | | |
| CALM | ////////// | ////////// | ////////// | ////////// | ////////// | ////////// | ////////// | ////////// | ////////// | ////////// | ////////// | 5.4 | ////// |
| TOTALS | 10.1 | 45.6 | 29.2 | 8.1 | 1.3 | .3 | | | | | | 100.0 | 6.9 |

TOTAL NUMBER OF OBSERVATIONS: 298

GLOBAL CLIMATOLOGY BRANCH
USAFETAC
AIR WEATHER SERVICE/MAC

PERCENTAGE FREQUENCY OF OCCURRENCE OF SURFACE WIND DIRECTION VERSUS WIND SPEED
FROM HOURLY OBSERVATIONS

STATION NUMBER: 225500 STATION NAME: ARKHANGELSK USSR

PERIOD OF RECORD: 77-86
MONTH: OCT HOURS(LST): 0300-0500

| DIRECTION (DEGREES) | WIND SPEED IN KNOTS 1-3 | 4-6 | 7-10 | 11-16 | 17-21 | 22-27 | 28-33 | 34-40 | 41-47 | 48-55 | GE 56 | TOTAL % | MEAN WIND |
|---|---|---|---|---|---|---|---|---|---|---|---|---|---|
| N | .7 | 2.0 | .3 | | | | | | | | | 3.0 | 4.7 |
| NNE | .7 | .7 | 1.3 | | | | | | | | | 2.6 | 6.3 |
| NE | 2.0 | 2.0 | | | | | | | | | | 3.9 | 3.7 |
| ENE | | 2.0 | 1.0 | | | | | | | | | 3.0 | 6.0 |
| E | 1.3 | 3.0 | .7 | | | | | | | | | 4.9 | 4.4 |
| ESE | .7 | 3.9 | 2.0 | .3 | | | | | | | | 6.9 | 5.6 |
| SE | | 4.6 | 3.3 | .3 | .3 | | | | | | | 8.6 | 7.3 |
| SSE | .7 | 4.3 | 5.3 | 1.3 | .3 | | | | | | | 11.8 | 7.9 |
| S | .3 | 2.0 | 3.3 | .7 | .3 | | | | | | | 6.6 | 8.2 |
| SSW | .7 | 5.3 | 3.0 | 1.0 | | | | | | | | 9.9 | 6.7 |
| SW | .7 | 3.3 | 1.0 | | | | | | | | | 4.9 | 5.7 |
| WSW | 1.0 | 1.3 | 3.3 | | | | | | | | | 5.6 | 6.7 |
| W | .7 | 3.0 | 2.0 | 1.6 | .7 | | | | | | | 7.9 | 8.4 |
| WNW | .3 | | 1.3 | .3 | .3 | | | | | | | 2.3 | 10.1 |
| NW | 1.0 | 2.3 | .7 | 2.0 | .3 | | | | | | | 6.2 | 8.3 |
| NNW | .7 | 3.9 | 1.0 | .7 | | | | | | | | 6.2 | 6.1 |
| VARIABLE | | | | | | | | | | | | | |
| CALM | ////////// | ////////// | ////////// | ////////// | ////////// | ////////// | ////////// | ////////// | ////////// | ////////// | ////////// | 5.6 | ////// |
| TOTALS | 11.2 | 43.4 | 29.3 | 8.2 | 2.3 | | | | | | | 100.0 | 6.4 |

TOTAL NUMBER OF OBSERVATIONS: 304

GLOBAL CLIMATOLOGY BRANCH
USAFETAC
AIR WEATHER SERVICE/MAC

PERCENTAGE FREQUENCY OF OCCURRENCE OF SURFACE WIND DIRECTION VERSUS WIND SPEED
FROM HOURLY OBSERVATIONS

STATION NUMBER: 22550C STATION NAME: ARKHANGELSK USSR

PERIOD OF RECORD: 77-86
MONTH: OCT HOURS(LST): 0600-0800

| DIRECTION (DEGREES) | WIND SPEED IN KNOTS 1-3 | 4-6 | 7-10 | 11-16 | 17-21 | 22-27 | 28-33 | 34-40 | 41-47 | 48-55 | GE 56 | TOTAL % | MEAN WIND |
|---|---|---|---|---|---|---|---|---|---|---|---|---|---|
| N | .3 | 2.7 | .3 | .3 | | | | | | | | 3.7 | 5.6 |
| NNE | .3 | 1.3 | .7 | .3 | | | | | | | | 2.7 | 6.5 |
| NE | 1.3 | 2.0 | 1.0 | | | | | | | | | 4.3 | 4.5 |
| ENE | 1.0 | 1.3 | 1.0 | | | | | | | | | 3.3 | 5.0 |
| E | 1.7 | 3.7 | 1.0 | | | | | | | | | 6.3 | 4.8 |
| ESE | .3 | 3.7 | .7 | | | | | | | | | 4.7 | 4.7 |
| SE | 1.3 | 5.0 | 2.3 | 1.0 | | | | | | | | 9.6 | 6.3 |
| SSE | .7 | 5.0 | 5.0 | .7 | .3 | | | | | | | 11.6 | 7.3 |
| S | 1.0 | 2.3 | 4.7 | 1.0 | | | | | | | | 9.0 | 7.6 |
| SSW | .3 | 3.3 | 3.0 | .7 | .3 | | | | | | | 7.6 | 7.6 |
| SW | .3 | 3.0 | 1.7 | | | | | | | | | 5.0 | 6.0 |
| WSW | .3 | 2.7 | 3.0 | .7 | | | | | | | | 6.6 | 7.1 |
| W | 1.0 | 1.3 | 2.3 | 1.0 | | | | | | | | 5.6 | 7.3 |
| WNW | .3 | .7 | .7 | .7 | | | | | | | | 2.3 | 8.0 |
| NW | | 2.0 | 1.0 | 2.3 | | .3 | .3 | | | | | 6.0 | 11.2 |
| NNW | 1.0 | 1.7 | 1.7 | 1.0 | | | | | | | | 5.3 | 7.1 |
| VARIABLE | | | | | | | | | | | | | |
| CALM | ////////// | ////////// | ////////// | ////////// | ////////// | ////////// | ////////// | ////////// | ////////// | ////////// | ////////// | 6.3 | ////// |
| TOTALS | 11.3 | 41.5 | 29.9 | 9.6 | .7 | .3 | .3 | | | | | 100.0 | 6.4 |

TOTAL NUMBER OF OBSERVATIONS: 301

GLOBAL CLIMATOLOGY BRANCH
USAFETAC
AIR WEATHER SERVICE/MAC

PERCENTAGE FREQUENCY OF OCCURRENCE OF SURFACE WIND DIRECTION VERSUS WIND SPEED
FROM HOURLY OBSERVATIONS

STATION NUMBER: 225500 STATION NAME: ARKHANGELSK USSR PERIOD OF RECORD: 77-86
MONTH: OCT HOURS(LST): 0900-1100

| DIRECTION (DEGREES) | WIND SPEED IN KNOTS 1-3 | 4-6 | 7-10 | 11-16 | 17-21 | 22-27 | 28-33 | 34-40 | 41-47 | 48-55 | GE 56 | TOTAL % | MEAN WIND |
|---|---|---|---|---|---|---|---|---|---|---|---|---|---|
| N | .4 | 2.1 | .7 | .7 | | | | | | | | 3.9 | 6.7 |
| NNE | .7 | 1.8 | .7 | .4 | | | | | | | | 3.5 | 5.8 |
| NE | .4 | 2.1 | .4 | | | | | | | | | 2.8 | 4.5 |
| ENE | 1.1 | 1.8 | 1.4 | | | | | | | | | 4.2 | 5.0 |
| E | 1.8 | 2.1 | .7 | .4 | | | | | | | | 4.9 | 4.9 |
| ESE | 1.1 | 2.8 | 2.8 | .4 | | | | | | | | 7.1 | 6.5 |
| SE | .7 | 4.2 | 3.9 | .7 | .4 | | | | | | | 9.9 | 7.1 |
| SSE | | 3.9 | 2.8 | | | | | | | | | 6.7 | 6.7 |
| S | 1.1 | 7.4 | 5.3 | 1.4 | | | | | | | | 15.2 | 7.1 |
| SSW | .7 | 3.2 | 2.8 | 1.1 | .4 | | | | | | | 8.1 | 8.0 |
| SW | | 1.1 | 3.5 | .4 | | | | | | | | 4.9 | 8.1 |
| WSW | | 2.1 | 2.1 | .7 | | | | | | | | 4.9 | 7.7 |
| W | .7 | 1.1 | 2.8 | .7 | | | | | | | | 5.3 | 7.7 |
| WNW | .7 | 1.1 | 1.4 | .7 | | | .4 | | | | | 4.2 | 8.8 |
| NW | | 1.4 | 2.1 | 1.8 | | | | | | | | 5.3 | 9.2 |
| NNW | .4 | 2.8 | 1.8 | .4 | | | | | | | | 5.3 | 6.9 |
| VARIABLE | | | | | | | | | | | | | |
| CALM | ////// | ////// | ////// | ////// | ////// | ////// | ////// | ////// | ////// | ////// | ////// | 3.5 | ////// |
| TOTALS | 9.5 | 41.0 | 35.3 | 9.5 | .7 | | .4 | | | | | 100.0 | 6.8 |

TOTAL NUMBER OF OBSERVATIONS: 263

GLOBAL CLIMATOLOGY BRANCH
USAFETAC
AIR WEATHER SERVICE/MAC

PERCENTAGE FREQUENCY OF OCCURRENCE OF SURFACE WIND DIRECTION VERSUS WIND SPEED
FROM POLRLY OBSERVATIONS

STATION NUMBER: 225500 STATION NAME: ARKHANGELSK USSR

PERIOD OF RECORD: 77-86
MONTH: OCT HOURS(LST): 1200-1400

| DIRECTION (DEGREES) | WIND SPEED IN KNOTS 1-3 | 4-6 | 7-10 | 11-16 | 17-21 | 22-27 | 28-33 | 34-40 | 41-47 | 48-55 | GE 56 | TOTAL % | MEAN WIND |
|---|---|---|---|---|---|---|---|---|---|---|---|---|---|
| N | 1.0 | 1.7 | 1.7 | .3 | | | | | | | | 4.4 | 6.3 |
| NNE | 1.0 | 1.7 | 1.3 | .3 | | | | | | | | 4.0 | 6.7 |
| NE | | .7 | .7 | .7 | | | | | | | | 2.0 | 8.7 |
| ENE | | 3.7 | .3 | .7 | | | | | | | | 4.7 | 6.3 |
| E | .7 | 2.3 | .7 | .3 | | | | | | | | 3.7 | 6.4 |
| ESE | | 3.4 | 2.0 | .3 | | | | | | | | 5.7 | 6.8 |
| SE | .7 | 4.4 | 3.7 | .7 | | | | | | | | 9.4 | 6.9 |
| SSE | | 3.4 | 3.4 | .7 | | | | | | | | 7.4 | 7.7 |
| S | 1.0 | 2.7 | 5.4 | .3 | | | | | | | | 9.1 | 7.0 |
| SSW | | 3.7 | 3.4 | 2.7 | | | | | | | | 9.7 | 8.7 |
| SW | .7 | 2.3 | 1.7 | 1.0 | | | | | | | | 5.4 | 7.5 |
| WSW | | 3.4 | 3.4 | .7 | | | | | | | | 7.4 | 7.7 |
| W | 1.0 | 2.0 | 2.3 | 1.0 | .3 | | | | | | | 6.7 | 7.6 |
| WNW | 1.0 | 2.3 | 1.3 | 1.3 | | | | | | | | 6.0 | 7.4 |
| NW | .7 | 2.3 | 3.4 | 1.0 | .7 | .7 | | | | | | 9.1 | 9.1 |
| NNW | .7 | 1.0 | 1.3 | .7 | | | | | | | | 3.4 | 7.6 |
| VARIABLE | | | | | | | | | | | | | |
| CALM | ////////// | ////// | ////// | ////// | ////// | ////// | ////// | ////// | ////// | ////// | ////// | 3.0 | ////// |
| TOTALS | 7.7 | 39.9 | 35.9 | 12.8 | 1.0 | .7 | | | | | | 100.0 | 7.2 |

TOTAL NUMBER OF OBSERVATIONS: 298

GLOBAL CLIMATOLOGY BRANCH
USAFETAC
AIR WEATHER SERVICE/MAC

PERCENTAGE FREQUENCY OF OCCURRENCE OF SURFACE WIND DIRECTION VERSUS WIND SPEED
FROM HOURLY OBSERVATIONS

STATION NUMBER: 225500 STATION NAME: ARKHANGELSK USSR

PERIOD OF RECORD: 77-86
MONTH: OCT HOURS(LST): 1500-1700

| DIRECTION (DEGREES) | WIND SPEED IN KNOTS 1-3 | 4-6 | 7-10 | 11-16 | 17-21 | 22-27 | 28-33 | 34-40 | 41-47 | 48-55 | GE 56 | TOTAL % | MEAN WIND |
|---|---|---|---|---|---|---|---|---|---|---|---|---|---|
| N | | 1.7 | 1.0 | | | | | | | | | 2.7 | 6.3 |
| NNE | .7 | 1.7 | .3 | .7 | | | | | | | | 3.3 | 6.4 |
| NE | | 4.3 | 1.3 | .3 | | | | | | | | 6.0 | 6.0 |
| ENE | .3 | 1.3 | | | | | | | | | | 1.7 | 4.4 |
| E | .7 | .7 | 1.0 | .7 | | | | | | | | 3.0 | 7.1 |
| ESE | .3 | 3.0 | 2.3 | .3 | | | | | | | | 6.3 | 7.0 |
| SE | 1.0 | 4.3 | 3.7 | .3 | | | | | | | | 9.3 | 6.5 |
| SSE | 1.0 | 3.0 | 3.7 | 1.0 | | | | | | | | 8.6 | 7.3 |
| S | .3 | 6.3 | 4.7 | .7 | | | | | | | | 12.0 | 7.1 |
| SSW | | 5.3 | 2.7 | 1.7 | | | | | | | | 9.6 | 7.9 |
| SW | .3 | 2.7 | 1.3 | .3 | .3 | | | | | | | 5.0 | 6.9 |
| WSW | .3 | 2.3 | 2.3 | .7 | | | | | | | | 5.6 | 7.8 |
| W | .3 | 3.0 | 2.3 | 1.3 | | | | | | | | 7.0 | 7.8 |
| WNW | | 3.0 | 1.7 | 2.0 | | | | | | | | 6.6 | 8.1 |
| NW | .7 | 1.7 | 2.7 | 1.3 | .3 | .3 | | | | | | 7.0 | 9.4 |
| NNW | | 1.7 | 2.3 | .7 | | | | | | | | 4.7 | 7.9 |
| VARIABLE | | | | | | | | | | | | | |
| CALM | ////////// | ////////// | ////////// | ////////// | ////////// | ////////// | ////////// | ////////// | ////////// | ////////// | ////////// | 2.0 | ////// |
| TOTALS | 6.0 | 45.0 | 33.2 | 12.0 | .7 | .3 | | | | | | 100.0 | 7.2 |

TOTAL NUMBER OF OBSERVATIONS: 301

GLOBAL CLIMATOLOGY BRANCH
USAFETAC
AIR WEATHER SERVICE/MAC

PERCENTAGE FREQUENCY OF OCCURRENCE OF SURFACE WIND DIRECTION VERSUS WIND SPEED
FROM HOURLY OBSERVATIONS

STATION NUMBER: 22550C STATION NAME: ARKHANGELSK USSR

PERIOD OF RECORD: 77-86
MONTH: OCT HOURS(LST): 1800-2000

| DIRECTION (DEGREES) | WIND SPEED IN KNOTS 1-3 | 4-6 | 7-10 | 11-16 | 17-21 | 22-27 | 28-33 | 34-40 | 41-47 | 48-55 | GE 56 | TOTAL % | MEAN WIND |
|---|---|---|---|---|---|---|---|---|---|---|---|---|---|
| N | .7 | 2.7 | .7 | .3 | | | | | | | | 4.4 | 5.2 |
| NNE | 1.0 | 1.7 | .3 | .7 | | | | | | | | 3.7 | 5.5 |
| NE | .3 | 2.0 | .7 | | .3 | | | | | | | 3.4 | 6.7 |
| ENE | | 2.4 | | | | | | | | | | 2.4 | 4.3 |
| E | .3 | 3.7 | .3 | .3 | | | | | | | | 4.7 | 5.6 |
| ESE | .3 | 3.0 | 2.4 | 1.0 | .3 | | | | | | | 7.1 | 7.8 |
| SE | .7 | 3.0 | 4.4 | .3 | | | | | | | | 8.4 | 7.1 |
| SSE | .7 | 7.1 | 1.7 | .7 | | | | | | | | 9.8 | 6.4 |
| S | .7 | 4.7 | 6.1 | .3 | | | | | | | | 11.8 | 7.1 |
| SSW | .3 | 3.4 | 4.4 | .7 | | | | | | | | 8.8 | 8.0 |
| SW | | 3.4 | .3 | 1.0 | | | | | | | | 4.7 | 6.9 |
| WSW | 1.4 | 2.4 | 2.7 | .7 | | | | | | | | 7.1 | 6.8 |
| W | .7 | 1.0 | 2.4 | 1.0 | | | | | | | | 5.1 | 7.9 |
| WNW | 1.0 | 1.4 | 2.4 | 1.7 | .3 | | .3 | | | | | 7.1 | 9.5 |
| NW | .7 | 2.0 | 2.7 | .7 | .3 | | | | | | | 6.4 | 7.6 |
| NNW | | 2.4 | .7 | .3 | | | | | | | | 3.4 | 6.2 |
| VARIABLE | | | | | | | | | | | | | |
| CALM | ////////////

GLOBAL CLIMATOLOGY BRANCH
USAFETAC
AIR WEATHER SERVICE/MAC

PERCENTAGE FREQUENCY OF OCCURRENCE OF SURFACE WIND DIRECTION VERSUS WIND SPEED
FROM HOURLY OBSERVATIONS

STATION NUMBER: 225500 STATION NAME: ARKHANGELSK USSR

PERIOD OF RECORD: 77-86
MONTH: OCT HOURS(LST): 2100-2300

| DIRECTION (DEGREES) | WIND SPEED IN KNOTS 1-3 | 4-6 | 7-10 | 11-16 | 17-21 | 22-27 | 28-33 | 34-40 | 41-47 | 48-55 | GE 56 | TOTAL % | MEAN WIND |
|---|---|---|---|---|---|---|---|---|---|---|---|---|---|
| N | 2.3 | 1.6 | .7 | .3 | | | | | | | | 4.9 | 4.5 |
| NNE | .7 | 2.0 | .3 | .3 | | | | | | | | 3.3 | 5.8 |
| NE | | 1.0 | | | | | | | | | | 1.0 | 4.0 |
| ENE | .7 | 1.6 | | | | | | | | | | 2.3 | 4.3 |
| E | .7 | 3.0 | 1.0 | .3 | | | | | | | | 4.9 | 5.6 |
| ESE | | 4.3 | 2.6 | .3 | .3 | | | | | | | 7.5 | 7.1 |
| SE | .3 | 4.9 | 3.9 | .7 | | | | | | | | 9.8 | 6.5 |
| SSE | .7 | 3.9 | 3.6 | 1.3 | | | | | | | | 9.5 | 7.7 |
| S | .3 | 4.3 | 3.9 | 1.3 | | | | | | | | 9.8 | 7.7 |
| SSW | | 3.3 | 2.3 | | | | | | | | | 5.6 | 7.1 |
| SW | .7 | 3.3 | 3.3 | 1.3 | .3 | | | | | | | 8.9 | 7.6 |
| WSW | | 3.6 | 2.3 | .3 | .3 | | | | | | | 6.6 | 7.2 |
| W | .7 | 2.3 | 2.0 | .7 | .3 | | | | | | | 5.9 | 7.5 |
| WNW | .3 | 2.0 | 1.6 | .3 | .3 | | | | | | | 4.6 | 7.2 |
| NW | .7 | 3.9 | 2.6 | 1.3 | | | | | | | | 8.5 | 7.3 |
| NNW | 1.0 | 2.3 | .7 | .3 | | | | | | | | 4.3 | 5.5 |
| VARIABLE | | | | | | | | | | | | | |
| CALM | ////////// | ////////// | ////////// | ////////// | ////////// | ////////// | ////////// | ////////// | ////////// | ////////// | ////////// | 2.6 | ////// |
| TOTALS | 8.9 | 47.2 | 30.8 | 8.9 | 1.6 | | | | | | | 100.0 | 6.7 |

TOTAL NUMBER OF OBSERVATIONS: 305

GLOBAL CLIMATOLOGY BRANCH
USAFETAC
AIR WEATHER SERVICE/MAC

PERCENTAGE FREQUENCY OF OCCURRENCE OF SURFACE WIND DIRECTION VERSUS WIND SPEED
FROM HOURLY OBSERVATIONS

STATION NUMBER: 22550C STATION NAME: ARKHANGELSK USSR

PERIOD OF RECORD: 77-86
MONTH: OCT HOURS(LST): ALL

| DIRECTION (DEGREES) | WIND SPEED IN KNOTS 1-3 | 4-6 | 7-10 | 11-16 | 17-21 | 22-27 | 28-33 | 34-40 | 41-47 | 48-55 | GE 56 | TOTAL % | MEAN WIND |
|---|---|---|---|---|---|---|---|---|---|---|---|---|---|
| N | .9 | 2.2 | .7 | .3 | | | | | | | | 4.1 | 5.3 |
| NNE | .7 | 1.4 | .8 | .3 | | | | | | | | 3.1 | 6.2 |
| NE | .5 | 1.9 | .5 | .1 | .0 | | | | | | | 3.1 | 5.4 |
| ENE | .4 | 2.0 | .5 | .1 | | | | | | | | 3.0 | 5.3 |
| E | .9 | 2.7 | .8 | .3 | | | | | | | | 4.7 | 5.4 |
| ESE | .4 | 3.5 | 2.1 | .4 | .1 | | | | | | | 6.5 | 6.5 |
| SE | .8 | 4.5 | 3.5 | .6 | .1 | | | | | | | 9.5 | 6.8 |
| SSE | .5 | 4.3 | 3.7 | .8 | .1 | | | | | | | 9.5 | 7.4 |
| S | .6 | 4.0 | 4.5 | .8 | .0 | | | | | | | 9.9 | 7.3 |
| SSW | .3 | 3.8 | 3.2 | 1.1 | .1 | | | | | | | 8.5 | 7.7 |
| SW | .3 | 2.6 | 1.7 | .6 | .1 | | | | | | | 5.3 | 7.0 |
| WSW | .6 | 2.9 | 2.8 | .5 | .0 | | | | | | | 6.7 | 7.1 |
| W | .7 | 1.9 | 2.3 | 1.0 | .2 | | | | | | | 6.1 | 7.8 |
| WNW | .5 | 1.5 | 1.4 | .9 | .2 | .0 | .1 | | | | | 4.7 | 8.3 |
| NW | .5 | 2.2 | 2.1 | 1.5 | .2 | .1 | .0 | | | | | 6.7 | 8.6 |
| NNW | .5 | 2.5 | 1.3 | .6 | | | | | | | | 4.9 | 6.6 |
| VARIABLE | | | | | | | | | | | | | |
| CALM | ////// | ////// | ////// | ////// | ////// | ////// | ////// | ////// | ////// | ////// | ////// | 3.8 | ////// |
| TOTALS | 9.1 | 43.5 | 31.9 | 9.8 | 1.2 | .2 | .1 | | | | | 100.0 | 6.7 |

TOTAL NUMBER OF OBSERVATIONS: 2366

GLOBAL CLIMATOLOGY BRANCH
USAFETAC
AIR WEATHER SERVICE/MAC

PERCENTAGE FREQUENCY OF OCCURRENCE OF SURFACE WIND DIRECTION VERSUS WIND SPEED
FROM POLRLY OBSERVATIONS

STATION NUMBER: 225500 STATION NAME: ARKHANGELSK USSR PERIOD OF RECORD: 77-86
MONTH: NOV HOURS (LST): 0000-0200

| DIRECTION (DEGREES) | WIND SPEED IN KNOTS 1-3 | 4-6 | 7-10 | 11-16 | 17-21 | 22-27 | 28-33 | 34-40 | 41-47 | 48-55 | GE 56 | TOTAL % | MEAN WIND |
|---|---|---|---|---|---|---|---|---|---|---|---|---|---|
| N | .7 | 1.4 | | | | | | | | | | 2.0 | 3.7 |
| NNE | 1.0 | 1.4 | | | | | | | | | | 2.4 | 3.1 |
| NE | .7 | 1.0 | | | | | | | | | | 1.7 | 3.6 |
| ENE | 1.0 | 1.4 | .3 | | | | | | | | | 2.7 | 4.5 |
| E | | 2.7 | .3 | .3 | | | | | | | | 3.4 | 6.0 |
| ESE | .3 | 3.1 | 1.0 | .7 | | | | | | | | 5.1 | 6.7 |
| SE | .3 | 3.7 | 2.7 | 1.4 | .3 | | | | | | | 8.5 | 7.9 |
| SSE | .7 | 5.8 | 6.1 | 1.4 | | | | | | | | 13.9 | 7.6 |
| S | 1.4 | 4.1 | 3.4 | 2.4 | | | | | | | | 11.2 | 7.6 |
| SSW | 1.0 | 2.0 | 4.1 | .7 | | | | | | | | 7.8 | 7.4 |
| SW | .7 | 1.7 | 2.4 | .3 | | | | | | | | 5.1 | 7.1 |
| WSW | .3 | 4.1 | 1.4 | 1.4 | | | | | | | | 7.1 | 7.2 |
| W | .7 | 5.4 | 4.7 | 1.4 | .7 | | | | | | | 12.9 | 7.6 |
| WNW | .3 | .7 | 1.0 | .7 | | | | | | | | 2.7 | 8.3 |
| NW | .3 | 2.7 | 1.0 | .7 | | | | | | | | 4.7 | 7.0 |
| NNW | 1.0 | 2.4 | .7 | | | | | | | | | 4.1 | 4.7 |
| VARIABLE | | | | | | | | | | | | | |
| CALM | ////////// | | | | | | | | | | | 4.7 | ////// |
| TOTALS | 10.5 | 43.4 | 29.2 | 11.2 | 1.0 | | | | | | | 100.0 | 6.6 |

TOTAL NUMBER OF OBSERVATIONS: 295

GLOBAL CLIMATOLOGY BRANCH
USAFETAC
AIR WEATHER SERVICE/MAC

PERCENTAGE FREQUENCY OF OCCURRENCE OF SURFACE WIND DIRECTION VERSUS WIND SPEED
FROM HOURLY OBSERVATIONS

STATION NUMBER: 225500 STATION NAME: ARKHANGELSK USSR

PERIOD OF RECORD: 77-86
MONTH: NOV HOURS(LST): 0300-0500

| DIRECTION (DEGREES) | WIND SPEED IN KNOTS 1-3 | 4-6 | 7-10 | 11-16 | 17-21 | 22-27 | 28-33 | 34-40 | 41-47 | 48-55 | GE 56 | TOTAL % | MEAN WIND |
|---|---|---|---|---|---|---|---|---|---|---|---|---|---|
| N | .7 | 2.7 | | | | | | | | | | 3.4 | 4.0 |
| NNE | .7 | 1.0 | | .3 | | | | | | | | 2.1 | 5.0 |
| NE | 1.7 | 2.1 | | | | | | | | | | 3.8 | 3.5 |
| ENE | | 1.0 | | | | | | | | | | 1.0 | 6.0 |
| E | .7 | 3.1 | | | | | | | | | | 3.8 | 4.4 |
| ESE | .7 | 2.4 | 2.7 | 1.4 | | | | | | | | 7.2 | 7.9 |
| SE | .3 | 3.4 | 2.1 | 2.4 | | | | | | | | 8.2 | 7.8 |
| SSE | .7 | 6.2 | 2.7 | 2.7 | | | | | | | | 12.4 | 7.6 |
| S | 1.4 | 4.8 | 5.2 | 2.4 | | | | | | | | 13.7 | 7.4 |
| SSW | .3 | 3.4 | 4.1 | | | | | | | | | 7.9 | 6.4 |
| SW | | 2.1 | 1.0 | .3 | | | | | | | | 3.4 | 6.8 |
| WSW | .3 | 1.0 | 3.8 | .3 | .3 | | | | | | | 5.8 | 8.4 |
| W | .7 | 7.6 | 4.5 | 2.1 | | | | | | | | 14.8 | 6.9 |
| WNW | .7 | .7 | .3 | .7 | | | | | | | | 2.4 | 6.6 |
| NW | | 2.7 | .3 | 1.0 | | | | | | | | 4.1 | 7.3 |
| NNW | .3 | 1.4 | .7 | .3 | | | | | | | | 2.7 | 6.3 |
| VARIABLE | | | | | | | | | | | | | |
| CALM | ////////////

GLOBAL CLIMATOLOGY BRANCH
USAFETAC
AIR WEATHER SERVICE/MAC

PERCENTAGE FREQUENCY OF OCCURRENCE OF SURFACE WIND DIRECTION VERSUS WIND SPEED
FROM HOURLY OBSERVATIONS

STATION NUMBER: 22550C STATION NAME: ARKHANGELSK USSR

PERIOD OF RECORD: 77-86
MONTH: NOV HOURS(LST): 0600-0800

| DIRECTION (DEGREES) | WIND SPEED IN KNOTS 1-3 | 4-6 | 7-10 | 11-16 | 17-21 | 22-27 | 28-33 | 34-40 | 41-47 | 48-55 | GE 56 | TOTAL % | MEAN WIND |
|---|---|---|---|---|---|---|---|---|---|---|---|---|---|
| N | 1.7 | 1.0 | .3 | | | | | | | | | 3.1 | 3.3 |
| NNE | .3 | 1.0 | .7 | | | | | | | | | 2.0 | 5.3 |
| NE | .3 | 3.1 | | | | | | | | | | 3.4 | 4.4 |
| ENE | .3 | .7 | .3 | | | | | | | | | 1.4 | 4.5 |
| E | | 2.4 | 1.4 | | | | | | | | | 3.8 | 5.8 |
| ESE | 1.4 | 1.7 | 2.0 | .7 | | | | | | | | 5.8 | 6.5 |
| SE | .3 | 5.8 | 2.0 | 1.7 | | | | | | | | 9.9 | 7.0 |
| SSE | 1.0 | 4.1 | 5.5 | 2.4 | | | | | | | | 13.0 | 8.0 |
| S | 1.0 | 4.8 | 4.4 | .7 | | | | | | | | 10.9 | 6.8 |
| SSW | | 3.8 | 3.8 | | | | | | | | | 7.5 | 6.9 |
| SW | .3 | 2.7 | 1.7 | .3 | .3 | | | | | | | 5.5 | 7.4 |
| WSW | .7 | 3.8 | 4.1 | .3 | | | | | | | | 8.5 | 7.0 |
| W | 1.7 | 2.7 | 4.4 | 1.4 | .3 | | | | | | | 10.6 | 7.5 |
| WNW | .7 | .3 | 1.4 | 1.4 | | | | | | | | 3.8 | 8.4 |
| NW | .3 | 2.4 | .3 | .7 | | | | | | | | 3.8 | 6.7 |
| NNW | .7 | 2.4 | 1.0 | | | | | | | | | 4.1 | 5.7 |
| VARIABLE | | | | | | | | | | | | | |
| CALM | ////////////

GLOBAL CLIMATOLOGY BRANCH
USAFETAC
AIR WEATHER SERVICE/MAC

PERCENTAGE FREQUENCY OF OCCURRENCE OF SURFACE WIND DIRECTION VERSUS WIND SPEED
FROM HOURLY OBSERVATIONS

STATION NUMBER: 225500 STATION NAME: ARKHANGELSK USSR

PERIOD OF RECORD: 77-86
MONTH: NOV HOURS(LST): 0900-1100

| DIRECTION (DEGREES) | WIND SPEED IN KNOTS 1-3 | 4-6 | 7-10 | 11-16 | 17-21 | 22-27 | 28-33 | 34-40 | 41-47 | 48-55 | GE 56 | TOTAL % | MEAN WIND |
|---|---|---|---|---|---|---|---|---|---|---|---|---|---|
| N | 1.1 | 2.2 | | | | | | | | | | 3.3 | 3.8 |
| NNE | .4 | 1.5 | | | | | | | | | | 1.8 | 4.4 |
| NE | .7 | 1.5 | .4 | | | | | | | | | 2.5 | 4.0 |
| ENE | .4 | .4 | .4 | | | | | | | | | 1.1 | 5.3 |
| E | .7 | 1.8 | 1.1 | | | | | | | | | 3.6 | 5.6 |
| ESE | 1.5 | 3.6 | .7 | .7 | | | | | | | | 6.5 | 5.8 |
| SE | .4 | 1.8 | 3.3 | 2.2 | | | | | | | | 7.6 | 8.6 |
| SSE | .7 | 5.8 | 5.8 | 1.5 | | | | | | | | 13.8 | 7.3 |
| S | 1.5 | 4.4 | 6.2 | .7 | | | | | | | | 12.7 | 6.9 |
| SSW | | 2.9 | 2.5 | 1.5 | | | | | | | | 6.9 | 7.9 |
| SW | | 4.0 | 2.9 | .7 | | | | | | | | 7.6 | 6.9 |
| WSW | 1.5 | 1.5 | 3.3 | .4 | | | | | | | | 6.5 | 6.7 |
| W | .7 | 2.5 | 4.4 | 1.5 | | | | | | | | 9.1 | 8.0 |
| WNW | | .7 | .7 | | | .4 | | | | | | 1.8 | 11.0 |
| NW | .7 | 2.5 | 1.1 | 1.8 | .4 | | | | | | | 6.5 | 8.3 |
| NNW | 1.1 | 1.8 | .7 | .4 | | | | | | | | 4.0 | 5.5 |
| VARIABLE | | | | | | | | | | | | | |
| CALM | ////////// | | | | | | | | | | | 4.4 | ////// |
| TOTALS | 11.3 | 38.9 | 33.5 | 11.3 | .4 | .4 | | | | | | 100.0 | 6.7 |

TOTAL NUMBER OF OBSERVATIONS: 275

GLOBAL CLIMATOLOGY BRANCH
USAFETAC
AIR WEATHER SERVICE/MAC

PERCENTAGE FREQUENCY OF OCCURRENCE OF SURFACE WIND DIRECTION VERSUS WIND SPEED
FROM POLRLY OBSERVATIONS

STATION NUMBER: 225500 STATION NAME: ARKHANGELSK USSR

PERIOD OF RECORD: 77-86
MONTH: NOV HOURS(LST): 1200-1400

| DIRECTION (DEGREES) | WIND SPEED IN KNOTS 1-3 | 4-6 | 7-10 | 11-16 | 17-21 | 22-27 | 28-33 | 34-40 | 41-47 | 48-55 | GE 56 | TOTAL % | MEAN WIND |
|---|---|---|---|---|---|---|---|---|---|---|---|---|---|
| N | | 2.1 | .3 | | | | | | | | | 2.4 | 5.1 |
| NNE | 1.0 | 1.0 | .7 | | | | | | | | | 2.7 | 4.3 |
| NE | .3 | 1.0 | | | | | | | | | | 1.4 | 4.5 |
| ENE | .7 | 1.0 | .7 | | | | | | | | | 2.4 | 4.6 |
| E | .7 | 1.7 | 1.4 | | | | | | | | | 3.8 | 5.5 |
| ESE | 1.0 | 3.1 | 1.0 | .7 | | | | | | | | 5.8 | 5.9 |
| SE | .3 | 4.1 | 3.8 | 1.7 | | | | | | | | 10.0 | 7.7 |
| SSE | .3 | 4.5 | 5.8 | 1.0 | | | | | | | | 11.7 | 7.6 |
| S | 1.0 | 5.2 | 7.6 | 1.4 | | | | | | | | 15.1 | 7.5 |
| SSW | | 4.1 | 2.7 | .7 | | | | | | | | 7.6 | 7.3 |
| SW | .3 | 2.1 | 3.4 | .7 | | | | | | | | 6.5 | 7.6 |
| WSW | .3 | 2.4 | 3.1 | .7 | .3 | | | | | | | 6.9 | 7.8 |
| W | .3 | 2.4 | 4.1 | 1.0 | | | | | | | | 7.9 | 7.7 |
| WNW | .7 | .7 | .3 | 1.0 | .3 | | | | | | | 3.1 | 8.6 |
| NW | .7 | 1.0 | 1.0 | 1.0 | | | | | | | | 3.8 | 7.3 |
| NNW | .3 | 4.1 | .3 | 1.0 | | | | | | | | 5.8 | 6.2 |
| VARIABLE | | | | | | | | | | | | | |
| CALM | ////////////

GLOBAL CLIMATOLOGY BRANCH
USAFETAC
AIR WEATHER SERVICE/MAC

PERCENTAGE FREQUENCY OF OCCURRENCE OF SURFACE WIND DIRECTION VERSUS WIND SPEED
FROM HOURLY OBSERVATIONS

STATION NUMBER: 22550C STATION NAME: ARKHANGELSK USSR PERIOD OF RECORD: 77-86
MONTH: NOV HOURS(LST): 1500-1700

| DIRECTION (DEGREES) | WIND SPEED IN KNOTS 1-3 | 4-6 | 7-10 | 11-16 | 17-21 | 22-27 | 28-33 | 34-40 | 41-47 | 48-55 | GE 56 | TOTAL % | MEAN WIND |
|---|---|---|---|---|---|---|---|---|---|---|---|---|---|
| N | .7 | 2.7 | .3 | | | | | | | | | 3.7 | 4.5 |
| NNE | | 1.7 | | | | | | | | | | 1.7 | 4.4 |
| NE | | 1.0 | | | | | | | | | | 1.0 | 5.3 |
| ENE | 1.4 | .3 | .7 | | | | | | | | | 2.4 | 4.0 |
| E | .3 | 1.4 | .7 | | | | | | | | | 2.4 | 5.4 |
| ESE | | 3.4 | 1.0 | .7 | | | | | | | | 5.1 | 6.7 |
| SE | .3 | 3.7 | 3.4 | 1.7 | | | | | | | | 9.2 | 7.9 |
| SSE | 1.7 | 4.4 | 5.4 | 1.7 | | | | | | | | 13.3 | 7.3 |
| S | .7 | 4.8 | 6.8 | .7 | | | | | | | | 12.9 | 7.3 |
| SSW | .3 | 4.1 | 3.1 | 1.4 | | | | | | | | 8.8 | 7.3 |
| SW | | 3.7 | 2.7 | .7 | | | | | | | | 7.1 | 7.4 |
| WSW | .7 | 4.1 | 2.0 | 1.0 | | | | | | | | 7.8 | 7.0 |
| W | .7 | 1.0 | 4.1 | .3 | .3 | | | | | | | 6.5 | 8.1 |
| WNW | .7 | 1.4 | 1.0 | 2.0 | | | | | | | | 5.1 | 8.9 |
| NW | 1.0 | 1.7 | .7 | .3 | | | | | | | | 3.7 | 5.5 |
| NNW | .7 | 3.1 | 1.4 | .7 | | | | | | | | 5.8 | 6.6 |
| VARIABLE | | | | | | | | | | | | | |
| CALM | ////////// | ////////// | ////////// | ////////// | ////////// | ////////// | ////////// | ////////// | ////////// | ////////// | ////////// | 3.4 | ////// |
| TOTALS | 9.2 | 42.8 | 33.3 | 11.2 | .3 | | | | | | | 100.0 | 6.8 |

TOTAL NUMBER OF OBSERVATIONS: 294

GLOBAL CLIMATOLOGY BRANCH
USAFETAC
AIR WEATHER SERVICE/MAC

PERCENTAGE FREQUENCY OF OCCURRENCE OF SURFACE WIND DIRECTION VERSUS WIND SPEED
FROM HOURLY OBSERVATIONS

STATION NUMBER: 225500 STATION NAME: ARKHANGELSK USSR

PERIOD OF RECORD: 77-86
MONTH: NOV HOURS(LST): 1800-2000

| DIRECTION (DEGREES) | WIND SPEED IN KNOTS 1-3 | 4-6 | 7-10 | 11-16 | 17-21 | 22-27 | 28-33 | 34-40 | 41-47 | 48-55 | GE 56 | TOTAL % | MEAN WIND |
|---|---|---|---|---|---|---|---|---|---|---|---|---|---|
| N | .3 | 4.8 | .3 | | | | | | | | | 5.5 | 4.5 |
| NNE | 1.0 | 1.4 | | | | | | | | | | 2.4 | 3.4 |
| NE | | 1.0 | | | | | | | | | | 1.0 | 4.7 |
| ENE | 1.4 | 1.0 | .3 | | | | | | | | | 2.7 | 4.0 |
| E | .3 | 1.7 | .7 | | | | | | | | | 2.7 | 5.0 |
| ESE | .3 | 3.1 | .7 | 1.7 | | | | | | | | 5.8 | 8.2 |
| SE | .3 | 3.4 | 3.4 | 2.1 | | | | | | | | 9.2 | 8.0 |
| SSE | | 5.5 | 5.5 | 2.1 | | | | | | | | 13.0 | 7.8 |
| S | 1.0 | 5.1 | 3.1 | 2.1 | | | | | | | | 11.3 | 7.1 |
| SSW | | 2.7 | 4.5 | 1.4 | | | | | | | | 8.6 | 8.2 |
| SW | .3 | 3.4 | 3.8 | .3 | | | | | | | | 7.9 | 7.0 |
| WSW | .7 | 2.4 | 1.4 | 1.4 | | | | | | | | 5.8 | 7.4 |
| W | .3 | 3.4 | 2.7 | 1.7 | .3 | | | | | | | 8.6 | 8.4 |
| WNW | .3 | 1.0 | 1.0 | .7 | | | | | | | | 3.1 | 7.3 |
| NW | .3 | 1.0 | 1.7 | .7 | .3 | | | | | | | 4.1 | 8.8 |
| NNW | 1.4 | 2.1 | 1.0 | .3 | | | | | | | | 4.8 | 5.3 |
| VARIABLE | | | | | | | | | | | | | |
| CALM | ////////// | ////// | ////// | ////// | ////// | ////// | ////// | ////// | ////// | ////// | ////// | 3.4 | ////// |
| TOTALS | 8.2 | 43.2 | 30.1 | 14.4 | .7 | | | | | | | 100.0 | 6.9 |

TOTAL NUMBER OF OBSERVATIONS: 292

GLOBAL CLIMATOLOGY BRANCH
USAFETAC
AIR WEATHER SERVICE/MAC

PERCENTAGE FREQUENCY OF OCCURRENCE OF SURFACE WIND DIRECTION VERSUS WIND SPEED
FROM HOURLY OBSERVATIONS

STATION NUMBER: 225500 STATION NAME: ARKHANGELSK USSR PERIOD OF RECORD: 77-86
MONTH: NOV HOURS(LST): 2100-2300

| DIRECTION (DEGREES) | WIND SPEED IN KNOTS 1-3 | 4-6 | 7-10 | 11-16 | 17-21 | 22-27 | 28-33 | 34-40 | 41-47 | 48-55 | GE 56 | TOTAL % | MEAN WIND |
|---|---|---|---|---|---|---|---|---|---|---|---|---|---|
| N | 1.4 | 2.0 | | | | | | | | | | 3.4 | 3.4 |
| NNE | .7 | 2.4 | | | | | | | | | | 3.1 | 4.0 |
| NE | .3 | 1.0 | | | | | | | | | | 1.4 | 4.5 |
| ENE | | .7 | | | | | | | | | | .7 | 4.0 |
| E | .7 | 1.4 | .7 | | | | | | | | | 2.7 | 4.5 |
| ESE | .3 | 1.4 | 1.7 | 2.4 | | | | | | | | 5.8 | 9.2 |
| SE | 1.4 | 3.1 | 3.7 | 1.4 | | | | | | | | 9.5 | 7.4 |
| SSE | 1.0 | 6.1 | 4.1 | 1.0 | | | | | | | | 12.2 | 6.8 |
| S | 1.0 | 4.8 | 5.1 | 1.4 | | | | | | | | 12.2 | 7.4 |
| SSW | .7 | 3.7 | 2.7 | 1.4 | | | | | | | | 8.5 | 7.5 |
| SW | .7 | 1.7 | 2.0 | .3 | | | | | | | | 4.8 | 6.6 |
| WSW | 1.0 | 3.7 | 3.4 | 1.4 | | | | | | | | 9.5 | 6.9 |
| W | .3 | 3.1 | 3.1 | 2.4 | .7 | | | | | | | 9.5 | 8.8 |
| WNW | .7 | .3 | 2.0 | | .3 | | | | | | | 3.4 | 7.5 |
| NW | .3 | 2.0 | 1.0 | .3 | | | | | | | | 3.7 | 7.1 |
| NNW | .7 | 3.4 | .7 | | | | | | | | | 4.8 | 4.9 |
| VARIABLE | | | | | | | | | | | | | |
| CALM | //////////////

GLOBAL CLIMATOLOGY BRANCH
USAFETAC
AIR WEATHER SERVICE/MAC

PERCENTAGE FREQUENCY OF OCCURRENCE OF SURFACE WIND DIRECTION VERSUS WIND SPEED
FROM POLRLY OBSERVATIONS

STATION NUMBER: 225500 STATION NAME: ARKHANGELSK USSR

PERIOD OF RECORD: 77-86
MONTH: NOV HOURS(LST): ALL

| DIRECTION (DEGREES) | WIND SPEED IN KNOTS 1-3 | 4-6 | 7-10 | 11-16 | 17-21 | 22-27 | 28-33 | 34-40 | 41-47 | 48-55 | GE 56 | TOTAL % | MEAN WIND |
|---|---|---|---|---|---|---|---|---|---|---|---|---|---|
| N | .8 | 2.4 | .2 | | | | | | | | | 3.4 | 4.1 |
| NNE | .6 | 1.4 | .2 | .0 | | | | | | | | 2.3 | 4.2 |
| NE | .5 | 1.5 | .0 | | | | | | | | | 2.0 | 4.1 |
| ENE | .6 | .9 | .3 | | | | | | | | | 1.8 | 4.5 |
| E | .4 | 2.0 | .8 | .0 | | | | | | | | 3.3 | 5.3 |
| ESE | .7 | 2.7 | 1.4 | 1.1 | | | | | | | | 5.9 | 7.1 |
| SE | .5 | 3.7 | 3.1 | 1.8 | .0 | | | | | | | 9.0 | 7.7 |
| SSE | .8 | 5.3 | 5.1 | 1.7 | | | | | | | | 12.9 | 7.5 |
| S | 1.1 | 4.7 | 5.2 | 1.5 | | | | | | | | 12.5 | 7.3 |
| SSW | .3 | 3.4 | 3.4 | .9 | | | | | | | | 8.0 | 7.4 |
| SW | .3 | 2.7 | 2.5 | .5 | .0 | | | | | | | 6.0 | 7.1 |
| WSW | .6 | 2.9 | 2.8 | .9 | .1 | | | | | | | 7.3 | 7.3 |
| W | .7 | 3.5 | 4.0 | 1.5 | .3 | | | | | | | 10.0 | 7.8 |
| WNW | .5 | .7 | 1.0 | .8 | .1 | .0 | | | | | | 3.2 | 8.3 |
| NW | .5 | 2.0 | .9 | .8 | .1 | | | | | | | 4.3 | 7.3 |
| NNW | .8 | 2.6 | .9 | .3 | | | | | | | | 4.5 | 5.7 |
| VARIABLE | | | | | | | | | | | | | |
| CALM | ////// | ////// | ////// | ////// | ////// | ////// | ////// | ////// | ////// | ////// | ////// | 3.7 | ////// |
| TOTALS | 9.8 | 42.2 | 31.7 | 11.8 | .6 | .0 | | | | | | 100.0 | 6.7 |

TOTAL NUMBER OF OBSERVATIONS: 2325

GLOBAL CLIMATOLOGY BRANCH
USAFETAC
AIR WEATHER SERVICE/MAC

PERCENTAGE FREQUENCY OF OCCURRENCE OF SURFACE WIND DIRECTION VERSUS WIND SPEED
FROM POLRLY OBSERVATIONS

STATION NUMBER: 225500 STATION NAME: ARKHANGELSK USSR PERIOD OF RECORD: 77-86
MONTH: DEC HOURS(LST): 0000-0200

| DIRECTION (DEGREES) | WIND SPEED IN KNOTS 1-3 | 4-6 | 7-10 | 11-16 | 17-21 | 22-27 | 28-33 | 34-40 | 41-47 | 48-55 | GE 56 | TOTAL % | MEAN WIND |
|---|---|---|---|---|---|---|---|---|---|---|---|---|---|
| N | .7 | 2.7 | .7 | | | | | | | | | 3.6 | 4.9 |
| NNE | .3 | 1.0 | | | | | | | | | | 1.3 | 4.0 |
| NE | .7 | 2.0 | .3 | | | | | | | | | 2.6 | 4.5 |
| ENE | .3 | 2.3 | .7 | | | | | | | | | 3.3 | 5.8 |
| E | 1.0 | 1.6 | .7 | | | | | | | | | 3.3 | 4.8 |
| ESE | 2.7 | 6.5 | .3 | .3 | | | | | | | | 9.5 | 4.6 |
| SE | 1.3 | 6.5 | 2.9 | 1.3 | | | | | | | | 12.1 | 6.4 |
| SSE | .7 | 4.6 | 2.0 | 1.0 | | | | | | | | 8.2 | 6.8 |
| S | 1.0 | 4.9 | 4.2 | .3 | | | | | | | | 10.5 | 6.6 |
| SSW | .3 | 2.3 | 4.2 | 1.0 | .7 | | | | | | | 8.5 | 9.1 |
| SW | 1.0 | 2.0 | 2.3 | 1.0 | | | | | | | | 6.2 | 6.8 |
| WSW | .7 | 2.9 | 2.9 | 1.6 | | | | | | | | 8.2 | 8.2 |
| W | .7 | 3.3 | 3.6 | .7 | | | | | | | | 8.2 | 7.2 |
| WNW | | .7 | .7 | .3 | | | | | | | | 1.6 | 8.8 |
| NW | | 2.6 | .7 | .7 | | | | | | | | 3.9 | 6.8 |
| NNW | .7 | 1.3 | 1.6 | .7 | | | | | | | | 4.2 | 7.2 |
| VARIABLE | | | | | | | | | | | | | |
| CALM | ////// | ////// | ////// | ////// | ////// | ////// | ////// | ////// | ////// | ////// | ////// | 4.9 | ////// |
| TOTALS | 11.1 | 46.7 | 27.8 | 8.8 | .7 | | | | | | | 100.0 | 6.3 |

TOTAL NUMBER OF OBSERVATIONS: 306

GLOBAL CLIMATOLOGY BRANCH
USAFETAC
AIR WEATHER SERVICE/MAC

PERCENTAGE FREQUENCY OF OCCURRENCE OF SURFACE WIND DIRECTION VERSUS WIND SPEED
FROM POLRLY OBSERVATIONS

STATION NUMBER: 225500 STATION NAME: ARKHANGELSK USSR

PERIOD OF RECORD: 77-86
MONTH: DEC HOURS(LST): 0300-0500

| DIRECTION (DEGREES) | WIND SPEED IN KNOTS 1-3 | 4-6 | 7-10 | 11-16 | 17-21 | 22-27 | 28-33 | 34-40 | 41-47 | 48-55 | GE 56 | TOTAL % | MEAN WIND |
|---|---|---|---|---|---|---|---|---|---|---|---|---|---|
| N | .7 | 1.0 | .7 | | | | | | | | | 2.3 | 5.1 |
| NNE | .3 | | | | | | | | | | | .3 | 2.0 |
| NE | .7 | 1.6 | | | | | | | | | | 2.3 | 4.0 |
| ENE | .7 | 2.6 | .3 | | | | | | | | | 3.6 | 4.7 |
| E | 2.0 | 3.9 | | | | | | | | | | 5.9 | 3.8 |
| ESE | 2.3 | 5.6 | 1.3 | .3 | | | | | | | | 9.5 | 5.0 |
| SE | 1.3 | 6.5 | 2.9 | 1.3 | | | | | | | | 12.1 | 6.3 |
| SSE | .7 | 5.9 | 1.3 | | | | | | | | | 7.8 | 5.4 |
| S | .7 | 5.6 | 2.6 | 1.3 | | | | | | | | 10.1 | 7.0 |
| SSW | | 2.9 | 3.6 | .7 | .3 | | | | | | | 7.5 | 8.3 |
| SW | .7 | 2.9 | 2.3 | 1.3 | .3 | | | | | | | 7.5 | 7.7 |
| WSW | | 1.6 | 5.2 | .7 | | | | | | | | 7.5 | 7.9 |
| W | .7 | 3.6 | 2.9 | 1.0 | .3 | | | | | | | 8.5 | 7.6 |
| WNW | .3 | 1.0 | .7 | .3 | | | | | | | | 2.3 | 7.1 |
| NW | .3 | 1.3 | .7 | .3 | | | | | | | | 2.6 | 6.5 |
| NNW | .3 | 3.3 | 1.6 | .3 | | | | | | | | 5.6 | 6.0 |
| VARIABLE | | | | | | | | | | | | | |
| CALM | ////////// | ////////// | ////////// | ////////// | ////////// | ////////// | ////////// | ////////// | ////////// | ////////// | ////////// | 4.6 | ////// |
| TOTALS | 11.4 | 49.3 | 26.1 | 7.5 | 1.0 | | | | | | | 100.0 | 6.1 |

TOTAL NUMBER OF OBSERVATIONS: 306

GLOBAL CLIMATOLOGY BRANCH
USAFETAC
AIR WEATHER SERVICE/MAC

PERCENTAGE FREQUENCY OF OCCURRENCE OF SURFACE WIND DIRECTION VERSUS WIND SPEED
FROM HOURLY OBSERVATIONS

STATION NUMBER: 225500 STATION NAME: ARKHANGELSK USSR

PERIOD OF RECORD: 77-86
MONTH: DEC HOURS(LST): 0600-0800

| DIRECTION (DEGREES) | WIND SPEED IN KNOTS 1-3 | 4-6 | 7-10 | 11-16 | 17-21 | 22-27 | 28-33 | 34-40 | 41-47 | 48-55 | GE 56 | TOTAL % | MEAN WIND |
|---|---|---|---|---|---|---|---|---|---|---|---|---|---|
| N | .3 | 1.0 | .7 | | | | | | | | | 2.0 | 5.3 |
| NNE | .7 | 1.7 | | | | | | | | | | 2.3 | 4.3 |
| NE | 1.0 | 1.3 | | | | | | | | | | 2.3 | 3.1 |
| ENE | 1.0 | 2.3 | .3 | .3 | | | | | | | | 4.0 | 5.3 |
| E | 1.0 | 2.3 | .3 | | | | | | | | | 3.7 | 4.4 |
| ESE | 1.3 | 5.4 | 1.0 | .3 | | | | | | | | 8.0 | 5.1 |
| SE | 1.7 | 7.4 | 2.0 | 1.7 | | | | | | | | 12.7 | 6.2 |
| SSE | 2.0 | 6.4 | 2.3 | .7 | | | | | | | | 11.4 | 5.9 |
| S | 1.0 | 5.4 | 2.0 | .7 | | | | | | | | 9.0 | 6.1 |
| SSW | .7 | 3.0 | 3.7 | 1.7 | | | | | | | | 9.0 | 7.4 |
| SW | | 3.0 | 2.0 | 1.7 | .7 | | | | | | | 7.4 | 8.7 |
| WSW | .3 | 2.0 | 3.3 | 1.0 | | | | | | | | 6.7 | 7.7 |
| W | 1.3 | 3.3 | 3.3 | .7 | | | | | | | | 8.7 | 6.8 |
| WNW | .3 | .7 | .3 | .7 | | | | | | | | 2.0 | 7.3 |
| NW | | .7 | 2.0 | .3 | | | | | | | | 3.0 | 8.9 |
| NNW | .7 | 1.7 | 1.0 | .3 | .3 | | | | | | | 4.0 | 7.3 |
| VARIABLE | | | | | | | | | | | | | |
| CALM | ////// | ////// | ////// | ////// | ////// | ////// | ////// | ////// | ////// | ////// | ////// | 3.7 | ////// |
| TOTALS | 13.4 | 47.5 | 24.4 | 10.0 | 1.0 | | | | | | | 100.0 | 6.2 |

TOTAL NUMBER OF OBSERVATIONS: 299

GLOBAL CLIMATOLOGY BRANCH
USAFETAC
AIR WEATHER SERVICE/MAC

PERCENTAGE FREQUENCY OF OCCURRENCE OF SURFACE WIND DIRECTION VERSUS WIND SPEED
FROM HOURLY OBSERVATIONS

STATION NUMBER: 225500 STATION NAME: ARKHANGELSK USSR

PERIOD OF RECORD: 77-86
MONTH: DEC HOURS(LST): 0900-1100

| DIRECTION (DEGREES) | WIND SPEED IN KNOTS 1-3 | 4-6 | 7-10 | 11-16 | 17-21 | 22-27 | 28-33 | 34-40 | 41-47 | 48-55 | GE 56 | TOTAL % | MEAN WIND |
|---|---|---|---|---|---|---|---|---|---|---|---|---|---|
| N | .4 | 1.1 | .4 | | | | | | | | | 1.8 | 4.8 |
| NNE | .4 | 2.2 | | | | | | | | | | 2.5 | 4.6 |
| NE | 1.1 | 2.2 | .4 | | | | | | | | | 3.6 | 4.6 |
| ENE | 1.1 | 3.6 | | .4 | | | | | | | | 5.0 | 4.7 |
| E | 1.1 | 1.4 | .4 | | | | | | | | | 2.9 | 4.0 |
| ESE | 2.9 | 6.1 | 1.4 | | | | | | | | | 10.4 | 4.3 |
| SE | .4 | 5.0 | 3.6 | 1.8 | | | | | | | | 10.8 | 7.5 |
| SSE | 1.1 | 5.0 | 3.2 | .4 | | | | | | | | 9.7 | 5.9 |
| S | .7 | 2.9 | 3.6 | .7 | | | | | | | | 7.9 | 6.9 |
| SSW | | 4.7 | 5.4 | .7 | | | | | | | | 10.8 | 7.5 |
| SW | 1.1 | 2.2 | .7 | 1.1 | .4 | | | | | | | 5.4 | 8.2 |
| WSW | | 2.2 | 5.8 | 1.4 | | | | | | | | 9.4 | 8.3 |
| W | .7 | 1.4 | 2.9 | .4 | | | | | | | | 5.4 | 7.2 |
| WNW | .7 | 1.1 | 1.1 | .4 | | | | | | | | 3.2 | 6.2 |
| NW | | 1.1 | .4 | 1.1 | | | | | | | | 2.5 | 8.9 |
| NNW | 1.1 | 2.2 | .7 | .4 | | | | | | | | 4.3 | 5.5 |
| VARIABLE | | | | | | | | | | | | | |
| CALM | ////////// | ////////// | ////////// | ////////// | ////////// | ////////// | ////////// | ////////// | ////////// | ////////// | ////////// | 4.3 | ////// |
| TOTALS | 12.6 | 44.2 | 29.9 | 9.6 | .4 | | | | | | | 100.0 | 6.2 |

TOTAL NUMBER OF OBSERVATIONS: 278

GLOBAL CLIMATOLOGY BRANCH
USAFETAC
AIR WEATHER SERVICE/MAC

PERCENTAGE FREQUENCY OF OCCURRENCE OF SURFACE WIND DIRECTION VERSUS WIND SPEED
FROM HOURLY OBSERVATIONS

STATION NUMBER: 22550C STATION NAME: ARKHANGELSK USSR

PERIOD OF RECORD: 77-86
MONTH: DEC HOURS(LST): 1200-1400

| DIRECTION (DEGREES) | WIND SPEED IN KNOTS 1-3 | 4-6 | 7-10 | 11-16 | 17-21 | 22-27 | 28-33 | 34-40 | 41-47 | 48-55 | GE 56 | TOTAL % | MEAN WIND |
|---|---|---|---|---|---|---|---|---|---|---|---|---|---|
| N | .7 | .7 | | | | | | | | | | 1.3 | 3.5 |
| NNE | .3 | .3 | .3 | | | | | | | | | 2.9 | 4.9 |
| NE | .3 | 1.6 | .7 | .3 | | | | | | | | 2.9 | 6.2 |
| ENE | .3 | 2.0 | .3 | .3 | | | | | | | | 2.9 | 6.0 |
| E | 1.3 | 2.6 | .3 | .3 | | | | | | | | 4.6 | 5.0 |
| ESE | 2.3 | 3.9 | 1.6 | | | | | | | | | 8.5 | 4.5 |
| SE | 1.3 | 6.5 | 2.0 | .7 | | | | | | | | 10.5 | 5.9 |
| SSE | 1.0 | 6.2 | 1.3 | .7 | | | | | | | | 9.2 | 5.9 |
| S | .7 | 3.3 | 3.9 | 1.3 | | | | | | | | 9.2 | 7.4 |
| SSW | .7 | 3.3 | 2.3 | 1.0 | | | | | | | | 7.2 | 6.8 |
| SW | .7 | 2.6 | 3.9 | 1.0 | | | | | | | | 8.2 | 7.3 |
| WSW | 1.0 | 2.9 | 2.9 | .3 | | | | | | | | 7.2 | 6.8 |
| W | 1.0 | 4.6 | 2.3 | 2.9 | | | | | | | | 10.8 | 8.1 |
| WNW | .3 | .7 | 1.0 | | | | | | | | | 1.6 | 6.8 |
| NW | | 1.3 | .7 | 1.3 | .3 | | | | | | | 3.6 | 10.1 |
| NNW | 1.0 | 2.0 | .7 | .7 | | | | | | | | 4.2 | 6.0 |
| VARIABLE | | | | | | | | | | | | | |
| CALM | ////////// | ////////// | ////////// | ////////// | ////////// | ////////// | ////////// | ////////// | ////////// | ////////// | ////////// | 5.2 | ////// |
| TOTALS | 13.4 | 46.1 | 24.2 | 10.8 | .3 | | | | | | | 100.0 | 6.2 |

TOTAL NUMBER OF OBSERVATIONS: 306

GLOBAL CLIMATOLOGY BRANCH
USAFETAC
AIR WEATHER SERVICE/MAC

PERCENTAGE FREQUENCY OF OCCURRENCE OF SURFACE WIND DIRECTION VERSUS WIND SPEED
FROM HOURLY OBSERVATIONS

STATION NUMBER: 22550C STATION NAME: ARKHANGELSK USSR

PERIOD OF RECORD: 77-86
MONTH: DEC HOURS(LST): 1500-1700

| DIRECTION (DEGREES) | WIND SPEED IN KNOTS 1-3 | 4-6 | 7-10 | 11-16 | 17-21 | 22-27 | 28-33 | 34-40 | 41-47 | 48-55 | GE 56 | TOTAL % | MEAN WIND |
|---|---|---|---|---|---|---|---|---|---|---|---|---|---|
| N | .7 | 1.3 | .3 | | | | | | | | | 2.3 | 4.9 |
| NNE | .3 | .7 | .3 | | | | | | | | | 1.3 | 5.5 |
| NE | 1.3 | 3.0 | .3 | | | | | | | | | 4.6 | 4.6 |
| ENE | 1.0 | 2.0 | .3 | .3 | | | | | | | | 3.6 | 5.1 |
| E | 1.6 | 1.3 | 1.0 | | | | | | | | | 3.9 | 4.5 |
| ESE | 2.6 | 5.9 | .3 | .7 | | | | | | | | 9.5 | 4.7 |
| SE | 1.0 | 5.6 | 3.3 | 1.0 | | | | | | | | 10.9 | 6.5 |
| SSE | .3 | 4.6 | 2.3 | 1.0 | | | | | | | | 8.2 | 6.8 |
| S | .3 | 5.3 | 3.9 | | | | | | | | | 9.5 | 6.6 |
| SSW | .3 | 5.3 | 3.0 | | | | | | | | | 8.6 | 6.3 |
| SW | 1.0 | 2.3 | 2.0 | .7 | | | | | | | | 5.9 | 6.3 |
| WSW | .3 | 2.6 | 3.0 | .3 | | | | | | | | 6.2 | 7.4 |
| W | 1.3 | 3.6 | 3.9 | .7 | .3 | | | | | | | 9.9 | 6.8 |
| WNW | .3 | 1.3 | .3 | .7 | | | | | | | | 2.6 | 7.3 |
| NW | | 1.0 | 1.6 | 1.0 | .3 | | | | | | | 3.9 | 10.1 |
| NNW | .3 | 1.0 | .7 | 1.0 | | | | | | | | 3.0 | 7.8 |
| VARIABLE | | | | | | | | | | | | | |
| CALM | ////////// | ////////// | ////////// | ////////// | ////////// | ////////// | ////////// | ////////// | ////////// | ////////// | ////////// | 5.9 | ////// |
| TOTALS | 12.8 | 46.7 | 26.6 | 7.2 | .7 | | | | | | | 100.0 | 6.0 |

TOTAL NUMBER OF OBSERVATIONS: 304

GLOBAL CLIMATOLOGY BRANCH
USAFETAC
AIR WEATHER SERVICE/MAC

PERCENTAGE FREQUENCY OF OCCURRENCE OF SURFACE WIND DIRECTION VERSUS WIND SPEED
FROM HOURLY OBSERVATIONS

STATION NUMBER: 22550C STATION NAME: ARKHANGELSK USSR

PERIOD OF RECORD: 77-86
MONTH: DEC HOURS(LST): 1800-2000

| DIRECTION (DEGREES) | WIND SPEED IN KNOTS 1-3 | 4-6 | 7-10 | 11-16 | 17-21 | 22-27 | 28-33 | 34-40 | 41-47 | 48-55 | GE 56 | TOTAL % | MEAN WIND |
|---|---|---|---|---|---|---|---|---|---|---|---|---|---|
| N | .7 | .7 | .3 | | | | | | | | | 1.3 | 4.0 |
| NNE | | .7 | .3 | | | | | | | | | 1.0 | 5.3 |
| NE | .7 | 1.6 | .3 | | | | | | | | | 2.6 | 4.3 |
| ENE | 1.6 | 1.6 | 1.3 | | | | | | | | | 4.6 | 5.0 |
| E | 1.0 | 3.0 | 1.0 | | | | | | | | | 4.9 | 5.2 |
| ESE | 1.6 | 7.2 | 1.0 | .7 | | | | | | | | 10.5 | 5.0 |
| SE | .7 | 5.3 | 2.3 | 1.3 | | | | | | | | 9.5 | 6.6 |
| SSE | 1.3 | 5.9 | 3.0 | .7 | | | | | | | | 10.9 | 6.0 |
| S | .7 | 4.9 | 3.9 | | | | | | | | | 9.5 | 6.1 |
| SSW | .3 | 3.0 | 3.0 | 1.3 | | | | | | | | 7.6 | 7.5 |
| SW | 1.0 | 2.0 | 1.6 | .7 | | | | | | | | 6.2 | 6.5 |
| WSW | .7 | 2.6 | 2.3 | 1.0 | | | | | | | | 6.6 | 7.3 |
| W | 1.0 | 3.3 | 4.9 | 1.0 | .3 | | | | | | | 10.5 | 7.7 |
| WNW | .7 | 1.3 | 1.0 | | | | | | | | | 3.0 | 5.6 |
| NW | .7 | 1.6 | 1.0 | 1.0 | | | | | | | | 4.3 | 7.4 |
| NNW | .7 | 1.0 | 1.3 | 1.0 | | | | | | | | 3.9 | 8.0 |
| VARIABLE | | | | | | | | | | | | | |
| CALM | ////// | ////// | ////// | ////// | ////// | ////// | ////// | ////// | ////// | ////// | ////// | 3.0 | ////// |
| TOTALS | 13.2 | 46.4 | 28.6 | 8.6 | .3 | | | | | | | 100.0 | 6.1 |

TOTAL NUMBER OF OBSERVATIONS: 304

GLOBAL CLIMATOLOGY BRANCH
USAFETAC
AIR WEATHER SERVICE/MAC

PERCENTAGE FREQUENCY OF OCCURRENCE OF SURFACE WIND DIRECTION VERSUS WIND SPEED
FROM HOURLY OBSERVATIONS

STATION NUMBER: 22550C STATION NAME: ARKHANGELSK USSR

PERIOD OF RECORD: 77-86
MONTH: DEC HOURS(LST): 2100-2300

| DIRECTION (DEGREES) | WIND SPEED IN KNOTS 1-3 | 4-6 | 7-10 | 11-16 | 17-21 | 22-27 | 28-33 | 34-40 | 41-47 | 48-55 | GE 56 | TOTAL % | MEAN WIND |
|---|---|---|---|---|---|---|---|---|---|---|---|---|---|
| N | 1.[illegible] | .7 | .3 | .3 | | | | | | | | 2.0 | 5.3 |
| NNE | .7 | 1.6 | | | | | | | | | | 2.3 | 4.0 |
| NE | .3 | 2.6 | .3 | | | | | | | | | 3.3 | 4.6 |
| ENE | .7 | 2.0 | .7 | | | | | | | | | 2.6 | 4.8 |
| E | 2.3 | 2.[illegible] | | | | | | | | | | 4.3 | 3.2 |
| ESE | 1.3 | 8.9 | .3 | 1.3 | | | | | | | | 11.8 | 5.6 |
| SE | 2.0 | 6.2 | 2.6 | .3 | | | | | | | | 11.1 | 5.5 |
| SSE | .7 | 3.3 | 3.3 | 1.0 | | | | | | | | 8.2 | 6.9 |
| S | 1.3 | 3.9 | 4.6 | 1.0 | | | | | | | | 10.8 | 6.6 |
| SSW | .7 | 1.6 | 3.3 | 1.3 | | | | | | | | 6.9 | 8.0 |
| SW | .3 | 3.3 | 2.6 | .3 | | | | | | | | 6.6 | 6.8 |
| WSW | .7 | 3.3 | 3.9 | .7 | .3 | | | | | | | 8.5 | 7.9 |
| W | 1.0 | 3.3 | 2.0 | 1.6 | | | | | | | | 7.9 | 7.8 |
| WNW | .7 | 1.0 | 2.3 | .3 | | | | | | | | 4.3 | 7.1 |
| NW | | 1.3 | .7 | .3 | | | | | | | | 2.3 | 7.1 |
| NNW | | 1.3 | 1.3 | | | | | | | | | 2.6 | 6.3 |
| VARIABLE | | | | | | | | | | | | | |
| CALM | ////////// | ////// | ////// | ////// | ////// | ////// | ////// | ////// | ////// | ////// | ////// | 4.6 | ////// |
| TOTALS | 12.8 | 45.9 | 27.9 | 8.5 | .3 | | | | | | | 100.0 | 6.1 |

TOTAL NUMBER OF OBSERVATIONS: 305

GLOBAL CLIMATOLOGY BRANCH
USAFETAC
AIR WEATHER SERVICE/MAC

PERCENTAGE FREQUENCY OF OCCURRENCE OF SURFACE WIND DIRECTION VERSUS WIND SPEED
FROM POLRLY OBSERVATIONS

STATION NUMBER: 22550C STATION NAME: ARKHANGELSK USSR PERIOD OF RECORD: 77-86
MONTH: DEC HOURS(LST): ALL

| DIRECTION (DEGREES) | WIND SPEED IN KNOTS 1-3 | 4-6 | 7-10 | 11-16 | 17-21 | 22-27 | 28-33 | 34-40 | 41-47 | 48-55 | GE 56 | TOTAL % | MEAN WIND |
|---|---|---|---|---|---|---|---|---|---|---|---|---|---|
| N | .6 | 1.0 | .4 | .0 | | | | | | | | 2.1 | 4.8 |
| NNE | .4 | 1.2 | .1 | | | | | | | | | 1.7 | 4.5 |
| NE | .7 | 2.0 | .3 | .0 | | | | | | | | 3.0 | 4.5 |
| ENE | .6 | 2.3 | .5 | .2 | | | | | | | | 3.7 | 5.1 |
| E | 1.4 | 2.3 | .5 | .0 | | | | | | | | 4.2 | 4.4 |
| ESE | 2.2 | 6.2 | .9 | .5 | | | | | | | | 9.7 | 4.9 |
| SE | 1.2 | 6.1 | 2.7 | 1.2 | | | | | | | | 11.2 | 6.3 |
| SSE | 1.0 | 5.2 | 2.3 | .7 | | | | | | | | 9.2 | 6.2 |
| S | .9 | 4.5 | 3.6 | .7 | | | | | | | | 9.6 | 6.7 |
| SSW | .4 | 3.2 | 3.5 | 1.0 | .1 | | | | | | | 8.2 | 7.6 |
| SW | .7 | 2.7 | 2.2 | 1.0 | .2 | | | | | | | 6.7 | 7.3 |
| WSW | .4 | 2.5 | 3.7 | .9 | .0 | | | | | | | 7.5 | 7.7 |
| W | 1.0 | 3.3 | 3.2 | 1.1 | .1 | | | | | | | 8.8 | 7.4 |
| WNW | .4 | .9 | .9 | .3 | | | | | | | | 2.6 | 6.9 |
| NW | .1 | 1.4 | 1.0 | .7 | .1 | | | | | | | 3.3 | 8.3 |
| NNW | .6 | 1.7 | 1.1 | .5 | .0 | | | | | | | 4.0 | 6.7 |
| VARIABLE | | | | | | | | | | | | | |
| CALM | ////////////

GLOBAL CLIMATOLOGY BRANCH
USAFETAC
AIR WEATHER SERVICE/MAC

PERCENTAGE FREQUENCY OF OCCURRENCE OF SURFACE WIND DIRECTION VERSUS WIND SPEED
FROM HOURLY OBSERVATIONS

STATION NUMBER: 225500 STATION NAME: ARKHANGELSK USSR

PERIOD OF RECORD: 77-87
MONTH: ALL HOURS(LST): ALL

| DIRECTION (DEGREES) | WIND SPEED IN KNOTS 1-3 | 4-6 | 7-10 | 11-16 | 17-21 | 22-27 | 28-33 | 34-40 | 41-47 | 48-55 | GE 56 | TOTAL % | MEAN WIND |
|---|---|---|---|---|---|---|---|---|---|---|---|---|---|
| N | 1.0 | 3.0 | 1.0 | .2 | .0 | .0 | | | | | | 5.3 | 5.4 |
| NNE | .7 | 2.3 | .9 | .1 | .0 | | | | | | | 4.0 | 5.5 |
| NE | .6 | 2.1 | .7 | .1 | .0 | | | | | | | 3.5 | 5.3 |
| ENE | .6 | 2.0 | .6 | .1 | | | | | | | | 3.4 | 5.3 |
| E | 1.0 | 3.0 | .9 | .2 | .0 | | | | | | | 5.1 | 5.3 |
| ESE | 1.2 | 4.5 | 1.5 | .4 | .0 | | | | | | | 7.5 | 5.5 |
| SE | 1.1 | 6.0 | 3.0 | .7 | .0 | | | | | | | 10.8 | 6.2 |
| SSE | .8 | 4.0 | 2.2 | .6 | .0 | | | | | | | 7.6 | 6.3 |
| S | .9 | 3.7 | 2.4 | .7 | .0 | | | | | | | 7.7 | 6.5 |
| SSW | .6 | 2.7 | 2.1 | .6 | .0 | .0 | | | | | | 6.1 | 7.0 |
| SW | .5 | 2.0 | 1.4 | .5 | .1 | | | | | | | 4.5 | 6.9 |
| WSW | .7 | 2.3 | 1.9 | .5 | .0 | | | | | | | 5.5 | 6.8 |
| W | 1.1 | 3.5 | 2.1 | .6 | .1 | .0 | | | | | | 7.5 | 6.4 |
| WNW | .6 | 2.0 | 1.5 | .6 | .1 | .0 | .0 | | | | | 4.8 | 7.2 |
| NW | .7 | 2.7 | 1.9 | 1.0 | .1 | .0 | .0 | | | | | 6.4 | 7.3 |
| NNW | .6 | 3.0 | 1.7 | .6 | .0 | | | | | | | 6.1 | 6.5 |
| VARIABLE | | .0 | | | | | | | | | | .0 | 6.0 |
| CALM | //////////////

GLOBAL CLIMATOLOGY BRANCH
USAFETAC
AIR WEATHER SERVICE/MAC

PERCENTAGE FREQUENCY OF OCCURRENCE OF SURFACE WIND DIRECTION VERSUS WIND SPEED
FROM HOURLY OBSERVATIONS

STATION NUMBER: 22550C STATION NAME: ARKHANGELSK USSR

PERIOD OF RECORD: 77-87
MONTH: ALL HOURS(LST): ALL

CEILINGS 200 TO 1400 FEET WITH VISIBILITIES 1/2 MILE OR MORE
AND/OR
CEILINGS 200 FEET OR MORE WITH VISIBILITIES 1/2 TO 2-1/2 MILES

| DIRECTION (DEGREES) | WIND SPEED IN KNOTS 1-3 | 4-6 | 7-10 | 11-16 | 17-21 | 22-27 | 28-33 | 34-40 | 41-47 | 48-55 | GE 56 | TOTAL % | MEAN WIND |
|---|---|---|---|---|---|---|---|---|---|---|---|---|---|
| N | .6 | 2.2 | 1.0 | .2 | .0 | | | | | | | 4.1 | 6.0 |
| NNE | .4 | 1.5 | .5 | .1 | | | | | | | | 2.5 | 5.4 |
| NE | .4 | 1.7 | .7 | .1 | .0 | | | | | | | 2.9 | 5.7 |
| ENE | .5 | 1.3 | .6 | .2 | | | | | | | | 2.7 | 5.9 |
| E | .9 | 3.0 | 1.0 | .3 | | | | | | | | 5.2 | 5.5 |
| ESE | 1.1 | 4.5 | 2.0 | .6 | .0 | | | | | | | 8.3 | 6.0 |
| SE | 1.0 | 6.1 | 4.4 | 1.5 | .1 | | | | | | | 13.1 | 7.0 |
| SSE | .9 | 4.3 | 3.4 | 1.0 | .1 | | | | | | | 9.7 | 7.0 |
| S | .8 | 3.8 | 3.0 | .7 | .0 | | | | | | | 8.3 | 6.8 |
| SSW | .5 | 2.8 | 2.2 | .5 | .1 | | | | | | | 6.1 | 6.9 |
| SW | .5 | 2.2 | 1.5 | .4 | .0 | | | | | | | 4.7 | 6.6 |
| WSW | .6 | 2.5 | 2.0 | .4 | .0 | | | | | | | 5.5 | 6.6 |
| W | 1.1 | 3.7 | 2.7 | .9 | .1 | .0 | | | | | | 8.5 | 6.9 |
| WNW | .5 | 2.1 | 1.8 | .9 | .1 | .0 | .0 | | | | | 5.4 | 7.7 |
| NW | .4 | 2.0 | 1.4 | 1.1 | .1 | .0 | .0 | | | | | 5.1 | 8.0 |
| NNW | .6 | 2.0 | 1.1 | .5 | .0 | | | | | | | 4.2 | 6.6 |
| VARIABLE | | .0 | | | | | | | | | | .0 | 6.0 |
| CALM | ////////// | ////////// | ////////// | ////////// | ////////// | ////////// | ////////// | ////////// | ////////// | ////////// | ////////// | 3.7 | ////// |
| TOTALS | 11.0 | 45.6 | 29.3 | 9.5 | .7 | .1 | .0 | | | | | 100.0 | 6.4 |

TOTAL NUMBER OF OBSERVATIONS: 6450



## CEILING VERSUS VISIBILITY AND SKY COVER SUMMARIES

### CEILING VERSUS VISIBILITY SUMMARY

THIS SUMMARY IS A BIVARIATE FREQUENCY DISTRIBUTION BY CLASSES OF CEILING FROM "0" THROUGH EQUAL TO OR GREATER THAN 22,000 FEET AND AS A SEPARATE CLASS "NO CEILING", VERSUS VISIBILITY IN 16 CLASSES FROM ZERO THROUGH EQUAL TO OR GREATER THAN 10 MILES.

DATA DERIVED FROM HOURLY OBSERVATIONS.

FREQUENCY DISTRIBUTION PRESENTED BY THE STANDARD 3-HOUR TIME GROUPS BY MONTH, MONTHLY AND ANNUALLY (ALL YEARS COMBINED).

NOTES:

BEGINNING IN 1958, METAR STATIONS REPORTED VISIBILITIES TO 6 MILES AND GREATER THAN 6 MILES. THEREFORE THE COLUMN FOR VISIBILITIES EQUAL TO OR GREATER THAN 10 MILES APPEAR BLANK.

AS A RULE, AIRWAYS STATIONS NORMALLY REPORT VISIBILITIES TO 6 MILES AND 7 OR GREATER, HOWEVER SOME STATIONS REPORT HIGHER VALUES. THEREFORE, THE 10 MILE VISIBILITY COLUMN SOMETIMES CONTAIN SMALL PERCENTAGE VALUES. HOWEVER, THESE VALUES ARE OF LITTLE MEANING AND SHOULD BE DISREGARDED.

FOR METAR CIVILIAN STATIONS REPORTING "CAVOK", ALL CEILINGS ABOVE 5000 FEET WERE SUPPRESSED TO 5001 FEET. THEREFORE, NO PERCENT VALUES APPEAR ABOVE 5000 FEET.

### SKY COVER SUMMARY

PRESENTS PERCENTAGES OF SKY COVER IN EITHER 10THS OF COVERAGE OR "AIRWAYS CLASSIFICATIONS".

DATA SUMMARIZED BY THE STANDARD 3-HOUR TIME GROUPS BY MONTH, MONTHLY AND ANNUALLY (ALL YEARS COMBINED).

ALSO PRESENTED ARE MEAN SKY COVERS.

FOR AIRWAY STATIONS, THE CONVERSION FROM THE AIRWAYS DESIGNATIONS TO 10THS FOR PRESENTATION ARE:

| | | |
|---|---|---|
| CLEAR | - | 0/10 |
| SCATTERED | - | 3/10 |
| BROKEN | - | 9/10 |
| OVERCAST | - | 10/10 |
| OBSCURED | - | 10/10 |

GLOBAL CLIMATOLOGY BRANCH
USAFETAC
AIR WEATHER SERVICE/MAC

PERCENTAGE FREQUENCY OF OCCURRENCE OF CEILING VERSUS VISIBILITY
FROM HOURLY OBSERVATIONS

STATION NUMBER: 225500 STATION NAME: ARKHANGELSK USSR

PERIOD OF RECORD: 78-87
MONTH: JAN HOURS(LST): 0000-0200

| CEILING IN FEET | VISIBILITY IN STATUTE MILES | | | | | | | | | | | | | | | |
|---|---|---|---|---|---|---|---|---|---|---|---|---|---|---|---|---|
| | GE 10 | GE 6 | GE 5 | GE 4 | GE 3 | GE 2 1/2 | GE 2 | GE 1 1/2 | GE 1 1/4 | GE 1 | GE 3/4 | GE 5/8 | GE 1/2 | GE 5/16 | GE 1/4 | GE 0 |
| NO CEIL | 12.2 | 19.4 | 19.7 | 21.7 | 22.7 | 23.7 | 24.0 | 24.0 | 24.0 | 24.0 | 24.3 | 24.3 | 24.7 | 24.7 | 24.7 | 24.7 |
| GE 20000 | 12.5 | 23.0 | 23.7 | 26.3 | 28.3 | 29.3 | 29.9 | 29.9 | 29.9 | 29.9 | 30.3 | 30.3 | 30.6 | 30.6 | 30.6 | 30.6 |
| GE 18000 | 12.5 | 23.0 | 23.7 | 26.3 | 28.3 | 29.3 | 29.9 | 29.9 | 29.9 | 29.9 | 30.3 | 30.3 | 30.6 | 30.6 | 30.6 | 30.6 |
| GE 16000 | 12.5 | 23.0 | 23.7 | 26.3 | 28.3 | 29.3 | 29.9 | 29.9 | 29.9 | 29.9 | 30.3 | 30.3 | 30.6 | 30.6 | 30.6 | 30.6 |
| GE 14000 | 12.5 | 23.0 | 23.7 | 26.3 | 28.3 | 29.3 | 29.9 | 29.9 | 29.9 | 29.9 | 30.3 | 30.3 | 30.6 | 30.6 | 30.6 | 30.6 |
| GE 12000 | 12.5 | 23.0 | 23.7 | 26.3 | 28.3 | 29.3 | 29.9 | 29.9 | 29.9 | 29.9 | 30.3 | 30.3 | 30.6 | 30.6 | 30.6 | 30.6 |
| GE 10000 | 14.5 | 29.9 | 32.2 | 38.8 | 42.4 | 44.4 | 45.7 | 46.1 | 46.1 | 46.4 | 46.7 | 46.7 | 47.0 | 47.0 | 47.0 | 47.0 |
| GE 9000 | 14.5 | 29.9 | 32.2 | 38.8 | 42.4 | 44.4 | 45.7 | 46.1 | 46.1 | 46.4 | 46.7 | 46.7 | 47.0 | 47.0 | 47.0 | 47.0 |
| GE 8000 | 14.5 | 29.9 | 32.2 | 38.8 | 42.4 | 44.4 | 45.7 | 46.1 | 46.1 | 46.4 | 46.7 | 46.7 | 47.0 | 47.0 | 47.0 | 47.0 |
| GE 7000 | 14.5 | 29.9 | 32.2 | 39.1 | 42.8 | 44.7 | 46.1 | 46.4 | 46.4 | 46.7 | 47.0 | 47.0 | 47.4 | 47.4 | 47.4 | 47.4 |
| GE 6000 | 14.5 | 29.9 | 32.2 | 39.1 | 42.8 | 44.7 | 46.1 | 46.4 | 46.4 | 46.7 | 47.0 | 47.0 | 47.4 | 47.4 | 47.4 | 47.4 |
| GE 5000 | 14.5 | 29.9 | 32.2 | 39.1 | 42.8 | 44.7 | 46.1 | 46.4 | 46.4 | 46.7 | 47.0 | 47.0 | 47.4 | 47.4 | 47.4 | 47.4 |
| GE 4500 | 14.5 | 29.9 | 32.2 | 39.1 | 42.8 | 44.7 | 46.1 | 46.4 | 46.4 | 46.7 | 47.0 | 47.0 | 47.4 | 47.4 | 47.4 | 47.4 |
| GE 4000 | 14.5 | 30.3 | 32.6 | 39.5 | 43.1 | 45.1 | 46.4 | 46.7 | 46.7 | 47.0 | 47.4 | 47.4 | 47.7 | 47.7 | 47.7 | 47.7 |
| GE 3500 | 14.5 | 30.3 | 32.6 | 39.5 | 43.1 | 45.1 | 46.4 | 46.7 | 46.7 | 47.0 | 47.4 | 47.4 | 47.7 | 47.7 | 47.7 | 47.7 |
| GE 3000 | 14.8 | 30.6 | 33.2 | 40.1 | 43.8 | 45.7 | 47.0 | 47.4 | 47.4 | 47.7 | 48.0 | 48.0 | 48.4 | 48.4 | 48.4 | 48.4 |
| GE 2500 | 15.8 | 32.9 | 35.9 | 43.1 | 46.7 | 48.7 | 50.0 | 50.3 | 50.3 | 50.7 | 51.0 | 51.0 | 51.3 | 51.3 | 51.3 | 51.3 |
| GE 2000 | 16.4 | 37.6 | 40.8 | 48.0 | 51.6 | 53.6 | 54.9 | 55.3 | 55.3 | 55.6 | 55.9 | 55.9 | 56.3 | 56.3 | 56.3 | 56.3 |
| GE 1800 | 16.4 | 39.5 | 42.8 | 50.3 | 54.3 | 56.3 | 57.6 | 58.2 | 58.2 | 58.6 | 58.9 | 58.9 | 59.2 | 59.2 | 59.2 | 59.2 |
| GE 1500 | 17.4 | 45.1 | 49.3 | 58.6 | 63.5 | 66.1 | 67.4 | 68.4 | 68.4 | 68.8 | 69.1 | 69.4 | 69.7 | 69.7 | 69.7 | 69.7 |
| GE 1200 | 19.1 | 51.0 | 56.9 | 68.4 | 75.0 | 78.9 | 80.6 | 81.6 | 81.9 | 82.2 | 82.6 | 82.9 | 83.2 | 83.2 | 83.2 | 83.2 |
| GE 1000 | 19.7 | 52.6 | 59.2 | 71.7 | 79.3 | 83.9 | 85.5 | 86.5 | 87.2 | 87.8 | 88.2 | 88.5 | 88.8 | 88.8 | 88.8 | 88.8 |
| GE 900 | 19.7 | 53.6 | 60.5 | 73.7 | 81.9 | 86.5 | 88.2 | 89.1 | 89.8 | 90.5 | 90.8 | 91.1 | 91.4 | 91.4 | 91.4 | 91.4 |
| GE 800 | 19.7 | 54.3 | 61.5 | 75.7 | 83.9 | 88.5 | 90.1 | 91.1 | 91.8 | 92.4 | 92.8 | 93.1 | 93.4 | 93.4 | 93.4 | 93.4 |
| GE 700 | 19.7 | 54.9 | 62.2 | 77.0 | 85.5 | 90.5 | 92.4 | 93.4 | 94.1 | 94.7 | 95.1 | 95.4 | 95.7 | 95.7 | 95.7 | 95.7 |
| GE 600 | 19.7 | 55.3 | 62.8 | 78.0 | 86.5 | 91.4 | 93.4 | 94.4 | 95.4 | 96.1 | 96.7 | 97.0 | 97.4 | 97.4 | 97.4 | 97.4 |
| GE 500 | 19.7 | 55.9 | 63.5 | 78.6 | 87.2 | 92.1 | 94.1 | 95.1 | 96.1 | 96.7 | 97.4 | 97.7 | 98.0 | 98.0 | 98.0 | 98.0 |
| GE 400 | 19.7 | 56.3 | 63.6 | 78.9 | 87.5 | 92.4 | 94.4 | 95.4 | 96.4 | 97.0 | 97.7 | 98.0 | 98.4 | 98.4 | 98.4 | 98.4 |
| GE 300 | 19.7 | 56.3 | 63.8 | 78.9 | 87.5 | 92.4 | 94.7 | 95.7 | 96.7 | 97.4 | 98.0 | 98.4 | 98.7 | 98.7 | 98.7 | 98.7 |
| GE 200 | 19.7 | 56.3 | 63.8 | 78.9 | 87.5 | 92.4 | 94.7 | 95.7 | 96.7 | 97.4 | 98.0 | 98.4 | 99.0 | 99.7 | 99.7 | 99.7 |
| GE 100 | 19.7 | 56.3 | 63.8 | 78.9 | 87.5 | 92.4 | 94.7 | 95.7 | 96.7 | 97.4 | 98.0 | 98.4 | 99.0 | 99.7 | 99.7 | 99.7 |
| GE 0 | 19.7 | 56.3 | 63.8 | 78.9 | 87.5 | 92.4 | 94.7 | 95.7 | 96.7 | 97.4 | 98.0 | 98.4 | 99.0 | 99.7 | 99.7 | 100.0 |

TOTAL NUMBER OF OBSERVATIONS: 304

GLOBAL CLIMATOLOGY BRANCH
USAFETAC
AIR WEATHER SERVICE/MAC

PERCENTAGE FREQUENCY OF OCCURRENCE OF CEILING VERSUS VISIBILITY
FROM HOURLY OBSERVATIONS

STATION NUMBER: 22550C STATION NAME: ARKHANGELSK USSR PERIOD OF RECORD: 78-87
MONTH: JAN HOURS(LST): 0300-05CO

| CEILING IN FEET | VISIBILITY IN STATUTE MILES | | | | | | | | | | | | | | | |
|---|---|---|---|---|---|---|---|---|---|---|---|---|---|---|---|---|
| | GE 10 | GE 6 | GE 5 | GE 4 | GE 3 | GE 2 1/2 | GE 2 | GE 1 1/2 | GE 1 1/4 | GE 1 | GE 3/4 | GE 5/8 | GE 1/2 | GE 5/16 | GE 1/4 | GE 0 |
| NO CEIL | 13.0 | 16.7 | 21.0 | 23.0 | 23.7 | 24.0 | 24.3 | 24.3 | 24.7 | 25.0 | 25.3 | 25.3 | 25.3 | 25.3 | 25.3 | 25.3 |
| GE 20000 | 13.7 | 22.3 | 24.0 | 27.0 | 28.7 | 29.0 | 29.3 | 29.3 | 29.7 | 30.0 | 30.3 | 30.3 | 30.7 | 30.7 | 30.7 | 30.7 |
| GE 18000 | 13.7 | 22.3 | 24.0 | 27.0 | 28.7 | 29.0 | 29.3 | 29.3 | 29.7 | 30.0 | 30.3 | 30.3 | 30.7 | 30.7 | 30.7 | 30.7 |
| GE 16000 | 13.7 | 22.3 | 24.0 | 27.0 | 28.7 | 29.0 | 29.3 | 29.3 | 29.7 | 30.0 | 30.3 | 30.3 | 30.7 | 30.7 | 30.7 | 30.7 |
| GE 14000 | 13.7 | 22.3 | 24.0 | 27.0 | 28.7 | 29.0 | 29.3 | 29.3 | 29.7 | 30.0 | 30.3 | 30.3 | 30.7 | 30.7 | 30.7 | 30.7 |
| GE 12000 | 13.7 | 22.3 | 24.0 | 27.0 | 28.7 | 29.0 | 29.3 | 29.3 | 29.7 | 30.0 | 30.3 | 30.3 | 30.7 | 30.7 | 30.7 | 30.7 |
| GE 10000 | 16.3 | 31.0 | 34.0 | 39.3 | 42.7 | 44.0 | 44.7 | 44.7 | 45.0 | 45.3 | 46.7 | 46.7 | 47.0 | 47.0 | 47.0 | 47.0 |
| GE 9000 | 16.3 | 31.0 | 34.0 | 39.3 | 42.7 | 44.0 | 44.7 | 44.7 | 45.0 | 45.3 | 46.7 | 46.7 | 47.0 | 47.0 | 47.0 | 47.0 |
| GE 8000 | 16.3 | 31.0 | 34.0 | 39.3 | 42.7 | 44.0 | 44.7 | 44.7 | 45.0 | 45.3 | 46.7 | 46.7 | 47.0 | 47.0 | 47.0 | 47.0 |
| GE 7000 | 16.3 | 31.0 | 34.3 | 39.7 | 43.0 | 44.3 | 45.0 | 45.0 | 45.3 | 45.7 | 47.0 | 47.0 | 47.3 | 47.3 | 47.3 | 47.3 |
| GE 6000 | 16.3 | 31.0 | 34.3 | 39.7 | 43.0 | 44.3 | 45.0 | 45.0 | 45.3 | 45.7 | 47.0 | 47.0 | 47.3 | 47.3 | 47.3 | 47.3 |
| GE 5000 | 16.7 | 31.3 | 34.7 | 40.0 | 43.3 | 44.7 | 45.3 | 45.3 | 45.7 | 46.0 | 47.3 | 47.3 | 47.7 | 47.7 | 47.7 | 47.7 |
| GE 4500 | 17.0 | 31.7 | 35.0 | 40.7 | 44.0 | 45.3 | 46.0 | 46.0 | 46.3 | 46.7 | 48.0 | 48.0 | 48.3 | 48.3 | 48.3 | 48.3 |
| GE 4000 | 17.0 | 31.7 | 35.3 | 41.0 | 44.3 | 45.7 | 46.3 | 46.3 | 46.7 | 47.0 | 48.3 | 48.3 | 48.7 | 48.7 | 48.7 | 48.7 |
| GE 3500 | 17.7 | 32.7 | 36.3 | 42.0 | 45.3 | 46.7 | 47.3 | 47.3 | 47.7 | 48.0 | 49.3 | 49.3 | 49.7 | 49.7 | 49.7 | 49.7 |
| GE 3000 | 18.0 | 33.7 | 37.3 | 43.0 | 46.3 | 47.7 | 48.3 | 48.3 | 48.7 | 49.0 | 50.3 | 50.3 | 50.7 | 50.7 | 50.7 | 50.7 |
| GE 2500 | 18.3 | 35.0 | 39.0 | 45.7 | 49.0 | 50.3 | 51.0 | 51.0 | 51.3 | 51.7 | 53.0 | 53.0 | 53.3 | 53.3 | 53.3 | 53.3 |
| GE 2000 | 19.7 | 39.0 | 43.3 | 50.7 | 54.0 | 55.3 | 56.0 | 56.0 | 56.3 | 56.7 | 58.0 | 58.0 | 58.3 | 58.3 | 58.3 | 58.3 |
| GE 1800 | 20.0 | 42.3 | 47.3 | 56.7 | 60.3 | 61.7 | 62.3 | 62.3 | 62.7 | 63.0 | 64.3 | 64.3 | 64.7 | 64.7 | 64.7 | 64.7 |
| GE 1500 | 21.0 | 45.7 | 52.0 | 62.7 | 67.3 | 69.3 | 70.0 | 70.3 | 71.0 | 71.3 | 72.7 | 72.7 | 73.0 | 73.0 | 73.0 | 73.0 |
| GE 1200 | 21.7 | 50.0 | 58.3 | 72.0 | 78.0 | 80.7 | 82.0 | 82.3 | 83.0 | 83.7 | 85.3 | 85.3 | 85.7 | 85.7 | 85.7 | 85.7 |
| GE 1000 | 22.0 | 51.3 | 59.7 | 75.7 | 83.0 | 86.0 | 87.7 | 88.0 | 88.7 | 89.3 | 91.0 | 91.0 | 91.3 | 91.3 | 91.3 | 91.3 |
| GE 900 | 22.0 | 52.3 | 61.0 | 78.3 | 85.3 | 88.3 | 90.0 | 90.7 | 91.3 | 92.0 | 93.7 | 93.7 | 94.0 | 94.0 | 94.0 | 94.0 |
| GE 800 | 22.0 | 52.3 | 61.0 | 78.3 | 85.7 | 88.7 | 90.3 | 91.0 | 91.7 | 92.3 | 94.0 | 94.0 | 94.3 | 94.3 | 94.3 | 94.3 |
| GE 700 | 22.0 | 53.3 | 62.0 | 79.7 | 87.0 | 90.0 | 91.7 | 92.7 | 93.3 | 94.0 | 95.7 | 95.7 | 96.0 | 96.0 | 96.0 | 96.0 |
| GE 600 | 22.3 | 54.0 | 62.7 | 80.7 | 88.3 | 91.3 | 93.3 | 94.7 | 95.3 | 96.0 | 97.7 | 97.7 | 98.0 | 98.0 | 98.0 | 98.0 |
| GE 500 | 22.3 | 54.7 | 63.3 | 81.3 | 89.0 | 92.0 | 94.0 | 95.3 | 96.0 | 96.7 | 98.3 | 98.3 | 98.7 | 98.7 | 98.7 | 98.7 |
| GE 400 | 22.3 | 54.7 | 63.3 | 81.3 | 89.0 | 92.0 | 94.0 | 95.3 | 96.0 | 96.7 | 98.3 | 98.3 | 98.7 | 98.7 | 98.7 | 98.7 |
| GE 300 | 22.3 | 54.7 | 63.3 | 81.3 | 89.0 | 92.0 | 94.3 | 95.7 | 96.3 | 97.0 | 98.7 | 98.7 | 99.0 | 99.0 | 99.0 | 99.0 |
| GE 200 | 22.3 | 54.7 | 63.3 | 81.3 | 89.0 | 92.0 | 94.3 | 95.7 | 96.3 | 97.0 | 98.7 | 98.7 | 99.3 | 99.7 | 99.7 | 99.7 |
| GE 100 | 22.3 | 54.7 | 63.3 | 81.3 | 89.0 | 92.0 | 94.3 | 95.7 | 96.3 | 97.0 | 98.7 | 98.7 | 99.3 | 99.7 | 100.0 | 100.0 |
| GE 0 | 22.3 | 54.7 | 63.3 | 81.3 | 89.0 | 92.0 | 94.3 | 95.7 | 96.3 | 97.0 | 98.7 | 98.7 | 99.3 | 99.7 | 100.0 | 100.0 |

TOTAL NUMBER OF OBSERVATIONS: 300

GLOBAL CLIMATOLOGY BRANCH
USAFETAC
AIR WEATHER SERVICE/MAC

PERCENTAGE FREQUENCY OF OCCURRENCE OF CEILING VERSUS VISIBILITY
FROM HOURLY OBSERVATIONS

STATION NUMBER: 22550C STATION NAME: ARKHANGELSK USSR PERIOD OF RECORD: 78-87
MONTH: JAN HOURS(LST): 0600-0800

| CEILING IN FEET | VISIBILITY IN STATUTE MILES | | | | | | | | | | | | | | | |
|---|---|---|---|---|---|---|---|---|---|---|---|---|---|---|---|---|
| | GE 10 | GE 6 | GE 5 | GE 4 | GE 3 | GE 2 1/2 | GE 2 | GE 1 1/2 | GE 1 1/4 | GE 1 | GE 3/4 | GE 5/8 | GE 1/2 | GE 5/16 | GE 1/4 | GE 0 |
| NO CEIL | 19.6 | 20.7 | 22.4 | 24.1 | 24.8 | 25.2 | 26.2 | 26.2 | 26.2 | 26.2 | 26.5 | 26.5 | 26.5 | 26.5 | 26.5 | 26.5 |
| GE 20000 | 19.6 | 23.5 | 25.9 | 28.2 | 28.9 | 29.9 | 31.0 | 31.0 | 31.0 | 31.0 | 31.6 | 31.6 | 31.6 | 31.6 | 31.6 | 31.6 |
| GE 18000 | 19.6 | 23.5 | 25.9 | 28.2 | 28.9 | 29.9 | 31.0 | 31.0 | 31.0 | 31.0 | 31.6 | 31.6 | 31.6 | 31.6 | 31.6 | 31.6 |
| GE 16000 | 19.6 | 23.5 | 25.9 | 28.2 | 28.9 | 29.9 | 31.0 | 31.0 | 31.0 | 31.0 | 31.6 | 31.6 | 31.6 | 31.6 | 31.6 | 31.6 |
| GE 14000 | 19.6 | 23.5 | 25.9 | 28.2 | 28.9 | 29.9 | 31.0 | 31.0 | 31.0 | 31.0 | 31.6 | 31.6 | 31.6 | 31.6 | 31.6 | 31.6 |
| GE 12000 | 19.6 | 23.5 | 25.9 | 28.2 | 28.9 | 29.9 | 31.0 | 31.0 | 31.0 | 31.0 | 31.6 | 31.6 | 31.6 | 31.6 | 31.6 | 31.6 |
| GE 10000 | 19.7 | 32.0 | 37.8 | 41.2 | 43.5 | 45.6 | 46.6 | 46.9 | 47.3 | 47.3 | 48.6 | 48.6 | 48.6 | 48.6 | 48.6 | 48.6 |
| GE 9000 | 19.7 | 32.0 | 37.8 | 41.2 | 43.5 | 45.6 | 46.6 | 46.9 | 47.3 | 47.3 | 48.6 | 48.6 | 48.6 | 48.6 | 48.6 | 48.6 |
| GE 8000 | 19.7 | 32.0 | 37.8 | 41.2 | 43.5 | 45.6 | 46.6 | 46.9 | 47.3 | 47.3 | 48.6 | 48.6 | 48.6 | 48.6 | 48.6 | 48.6 |
| GE 7000 | 19.7 | 32.0 | 38.1 | 41.5 | 43.9 | 45.9 | 46.9 | 47.3 | 47.6 | 47.6 | 49.0 | 49.0 | 49.0 | 49.0 | 49.0 | 49.0 |
| GE 6000 | 19.7 | 32.0 | 38.1 | 41.5 | 43.9 | 45.9 | 46.9 | 47.3 | 47.6 | 47.6 | 49.0 | 49.0 | 49.0 | 49.0 | 49.0 | 49.0 |
| GE 5000 | 19.7 | 32.3 | 38.4 | 41.8 | 44.2 | 46.3 | 47.3 | 47.6 | 48.0 | 48.0 | 49.3 | 49.3 | 49.3 | 49.3 | 49.3 | 49.3 |
| GE 4500 | 19.7 | 32.3 | 38.4 | 41.8 | 44.2 | 46.3 | 47.3 | 47.6 | 48.0 | 48.0 | 49.3 | 49.3 | 49.3 | 49.3 | 49.3 | 49.3 |
| GE 4000 | 19.7 | 32.7 | 38.8 | 42.9 | 45.6 | 47.6 | 48.6 | 49.0 | 49.3 | 49.3 | 50.7 | 50.7 | 50.7 | 50.7 | 50.7 | 50.7 |
| GE 3500 | 19.7 | 32.7 | 38.8 | 42.9 | 45.6 | 47.6 | 48.6 | 49.0 | 49.3 | 49.3 | 50.7 | 50.7 | 50.7 | 50.7 | 50.7 | 50.7 |
| GE 3000 | 19.7 | 33.0 | 39.5 | 43.5 | 46.3 | 48.3 | 49.3 | 49.7 | 50.0 | 50.0 | 51.4 | 51.4 | 51.4 | 51.4 | 51.4 | 51.4 |
| GE 2500 | 19.7 | 35.0 | 41.8 | 45.9 | 48.6 | 50.7 | 51.7 | 52.0 | 52.4 | 52.4 | 53.7 | 53.7 | 53.7 | 53.7 | 53.7 | 53.7 |
| GE 2000 | 21.1 | 37.8 | 44.9 | 49.0 | 52.0 | 54.1 | 55.1 | 55.4 | 55.8 | 55.8 | 57.1 | 57.1 | 57.1 | 57.1 | 57.1 | 57.1 |
| GE 1800 | 21.1 | 39.5 | 48.0 | 52.4 | 55.8 | 58.2 | 59.2 | 59.5 | 59.9 | 59.9 | 61.2 | 61.2 | 61.2 | 61.2 | 61.2 | 61.2 |
| GE 1600 | 22.1 | 44.6 | 55.1 | 61.2 | 65.3 | 68.0 | 69.0 | 69.4 | 69.7 | 69.7 | 71.1 | 71.1 | 71.1 | 71.1 | 71.1 | 71.1 |
| GE 1200 | 22.9 | 49.3 | 62.2 | 69.7 | 75.9 | 79.9 | 81.3 | 81.6 | 82.7 | 83.3 | 84.7 | 84.7 | 84.7 | 84.7 | 84.7 | 84.7 |
| GE 1000 | 27.1 | 50.7 | 65.0 | 73.5 | 80.3 | 85.0 | 86.4 | 87.1 | 88.1 | 89.5 | 90.8 | 90.8 | 90.8 | 90.8 | 90.8 | 90.8 |
| GE 900 | 23.5 | 51.0 | 66.0 | 75.2 | 82.3 | 87.1 | 88.4 | 89.1 | 90.1 | 91.5 | 92.9 | 92.9 | 92.9 | 92.9 | 92.9 | 92.9 |
| GE 800 | 23.6 | 51.7 | 67.0 | 76.2 | 83.7 | 88.4 | 89.8 | 90.5 | 91.5 | 92.9 | 94.2 | 94.2 | 94.6 | 94.6 | 94.6 | 94.6 |
| GE 700 | 24.1 | 52.7 | 68.4 | 77.6 | 85.4 | 90.5 | 91.8 | 92.5 | 93.9 | 95.2 | 96.6 | 96.6 | 96.9 | 96.9 | 96.9 | 96.9 |
| GE 600 | 24.1 | 52.7 | 68.7 | 77.9 | 85.7 | 90.8 | 92.5 | 93.2 | 94.6 | 95.9 | 97.3 | 97.3 | 98.0 | 98.0 | 98.0 | 98.0 |
| GE 500 | 24.1 | 53.1 | 69.0 | 78.2 | 86.4 | 91.5 | 93.2 | 93.9 | 95.2 | 96.6 | 98.0 | 98.0 | 98.6 | 98.6 | 98.6 | 98.6 |
| GE 400 | 24.1 | 53.1 | 69.4 | 78.6 | 86.7 | 91.8 | 93.5 | 94.2 | 95.6 | 96.9 | 98.3 | 98.3 | 99.0 | 99.0 | 99.0 | 99.0 |
| GE 300 | 24.1 | 53.1 | 69.4 | 78.6 | 86.7 | 91.8 | 93.5 | 94.2 | 95.6 | 96.9 | 98.3 | 98.3 | 99.0 | 99.0 | 99.0 | 99.0 |
| GE 200 | 24.1 | 53.1 | 69.4 | 78.6 | 86.7 | 91.8 | 93.5 | 94.2 | 95.6 | 96.9 | 98.3 | 98.3 | 99.3 | 99.7 | 99.7 | 99.7 |
| GE 100 | 24.1 | 53.1 | 69.4 | 78.6 | 86.7 | 91.8 | 93.5 | 94.2 | 95.6 | 96.9 | 98.3 | 98.3 | 99.3 | 99.7 | 99.7 | 100.0 |
| GE 0 | 24.1 | 53.1 | 69.4 | 78.6 | 86.7 | 91.8 | 93.5 | 94.2 | 95.6 | 96.9 | 98.3 | 98.3 | 99.3 | 99.7 | 99.7 | 100.0 |

TOTAL NUMBER OF OBSERVATIONS: 294

GLOBAL CLIMATOLOGY BRANCH
USAFETAC
AIR WEATHER SERVICE/MAC

PERCENTAGE FREQUENCY OF OCCURRENCE OF CEILING VERSUS VISIBILITY
FROM HOURLY OBSERVATIONS

STATION NUMBER: 22550C STATION NAME: ARKHANGELSK USSR

PERIOD OF RECORD: 78-87
MONTH: JAN HOURS(LST): 0900-1100

| CEILING IN FEET | VISIBILITY IN STATUTE MILES | | | | | | | | | | | | | | | |
|---|---|---|---|---|---|---|---|---|---|---|---|---|---|---|---|---|
| | GE 10 | GE 6 | GE 5 | GE 4 | GE 3 | GE 2 1/2 | GE 2 | GE 1 1/2 | GE 1 1/4 | GE 1 | GE 3/4 | GE 5/8 | GE 1/2 | GE 5/16 | GE 1/4 | GE 0 |
| NO CEIL | 9.5 | 16.4 | 17.5 | 18.2 | 19.3 | 20.0 | 20.4 | 20.4 | 20.4 | 20.7 | 21.1 | 21.1 | 21.8 | 21.8 | 21.8 | 21.8 |
| GE 20000 | 10.2 | 20.0 | 21.8 | 22.9 | 24.4 | 25.1 | 25.5 | 25.8 | 25.8 | 26.2 | 26.5 | 26.5 | 27.3 | 27.3 | 27.3 | 27.3 |
| GE 18000 | 10.2 | 20.0 | 21.8 | 22.9 | 24.4 | 25.1 | 25.5 | 25.8 | 25.8 | 26.2 | 26.5 | 26.5 | 27.3 | 27.3 | 27.3 | 27.3 |
| GE 16000 | 10.2 | 20.0 | 21.8 | 22.9 | 24.4 | 25.1 | 25.5 | 25.8 | 25.8 | 26.2 | 26.5 | 26.5 | 27.3 | 27.3 | 27.3 | 27.3 |
| GE 14000 | 10.2 | 20.0 | 21.8 | 22.9 | 24.4 | 25.1 | 25.5 | 25.8 | 25.8 | 26.2 | 26.5 | 26.5 | 27.3 | 27.3 | 27.3 | 27.3 |
| GE 12000 | 10.2 | 20.0 | 21.8 | 22.9 | 24.4 | 25.1 | 25.5 | 25.8 | 25.8 | 26.2 | 26.5 | 26.5 | 27.3 | 27.3 | 27.3 | 27.3 |
| GE 10000 | 15.3 | 32.0 | 35.6 | 40.7 | 43.6 | 44.4 | 45.1 | 46.2 | 46.2 | 46.9 | 48.0 | 48.0 | 48.7 | 48.7 | 48.7 | 48.7 |
| GE 9000 | 15.3 | 32.0 | 35.6 | 40.7 | 43.6 | 44.4 | 45.1 | 46.2 | 46.2 | 46.9 | 48.0 | 48.0 | 48.7 | 48.7 | 48.7 | 48.7 |
| GE 8000 | 15.3 | 32.0 | 35.6 | 40.7 | 43.6 | 44.4 | 45.1 | 46.2 | 46.2 | 46.9 | 48.0 | 48.0 | 48.7 | 48.7 | 48.7 | 48.7 |
| GE 7000 | 15.3 | 32.0 | 35.6 | 40.7 | 43.6 | 44.4 | 45.1 | 46.2 | 46.2 | 46.9 | 48.0 | 48.0 | 48.7 | 48.7 | 48.7 | 48.7 |
| GE 6000 | 15.3 | 32.0 | 35.6 | 40.7 | 43.6 | 44.4 | 45.1 | 46.2 | 46.2 | 46.9 | 48.0 | 48.0 | 48.7 | 48.7 | 48.7 | 48.7 |
| GE 5000 | 15.3 | 32.0 | 35.6 | 40.7 | 43.6 | 44.4 | 45.1 | 46.2 | 46.2 | 46.9 | 48.0 | 48.0 | 48.7 | 48.7 | 48.7 | 48.7 |
| GE 4500 | 15.6 | 32.4 | 36.0 | 41.1 | 44.0 | 44.7 | 45.5 | 46.5 | 46.5 | 47.3 | 48.4 | 48.4 | 49.1 | 49.1 | 49.1 | 49.1 |
| GE 4000 | 15.6 | 32.7 | 36.4 | 42.2 | 45.5 | 46.2 | 46.9 | 48.0 | 48.0 | 48.7 | 49.8 | 49.8 | 50.5 | 50.5 | 50.5 | 50.5 |
| GE 3500 | 15.6 | 32.7 | 36.7 | 42.5 | 45.8 | 46.5 | 47.3 | 48.4 | 48.4 | 49.1 | 50.2 | 50.2 | 50.9 | 50.9 | 50.9 | 50.9 |
| GE 3000 | 15.6 | 32.7 | 37.8 | 43.6 | 46.9 | 47.6 | 48.4 | 49.5 | 49.5 | 50.2 | 51.3 | 51.3 | 52.0 | 52.0 | 52.0 | 52.0 |
| GE 2500 | 16.7 | 33.8 | 38.9 | 45.5 | 48.7 | 49.5 | 50.2 | 51.3 | 51.3 | 52.0 | 53.1 | 53.1 | 53.8 | 53.8 | 53.8 | 53.8 |
| GE 2000 | 18.5 | 36.7 | 42.2 | 49.8 | 53.1 | 54.2 | 54.9 | 56.0 | 56.0 | 56.7 | 57.8 | 57.8 | 58.5 | 58.5 | 58.5 | 58.5 |
| GE 1800 | 18.5 | 38.9 | 45.1 | 53.1 | 57.5 | 58.9 | 59.6 | 60.7 | 60.7 | 61.5 | 62.5 | 62.5 | 63.3 | 63.3 | 63.3 | 63.3 |
| GE 1600 | 19.9 | 42.2 | 49.5 | 58.9 | 63.3 | 65.5 | 66.2 | 67.6 | 67.6 | 68.4 | 69.5 | 69.5 | 70.2 | 70.2 | 70.2 | 70.2 |
| GE 1200 | 20.4 | 47.6 | 55.6 | 66.4 | 73.8 | 76.7 | 77.8 | 79.6 | 79.6 | 80.4 | 81.5 | 81.5 | 82.2 | 82.2 | 82.2 | 82.2 |
| GE 1000 | 20.7 | 51.6 | 60.0 | 73.8 | 80.4 | 83.6 | 84.7 | 86.9 | 86.9 | 88.0 | 89.1 | 89.1 | 89.8 | 89.8 | 89.8 | 89.8 |
| GE 900 | 21.1 | 52.0 | 60.7 | 75.6 | 82.2 | 85.8 | 86.9 | 89.5 | 89.5 | 90.5 | 91.6 | 91.6 | 92.7 | 92.7 | 92.7 | 92.7 |
| GE 800 | 21.1 | 52.4 | 61.1 | 76.0 | 82.9 | 86.5 | 87.6 | 90.2 | 90.2 | 91.6 | 93.1 | 93.1 | 94.2 | 94.2 | 94.2 | 94.2 |
| GE 700 | 21.8 | 53.1 | 62.2 | 77.1 | 85.1 | 88.7 | 89.8 | 92.4 | 92.4 | 93.8 | 95.3 | 95.3 | 96.7 | 96.7 | 96.7 | 96.7 |
| GE 600 | 21.9 | 53.1 | 62.2 | 77.5 | 85.5 | 89.1 | 90.2 | 92.7 | 92.7 | 94.2 | 95.6 | 95.6 | 97.1 | 97.1 | 97.1 | 97.1 |
| GE 500 | 21.8 | 53.5 | 62.9 | 78.2 | 86.5 | 90.2 | 91.3 | 93.8 | 93.8 | 95.3 | 96.7 | 96.7 | 98.2 | 98.2 | 98.2 | 98.2 |
| GE 400 | 21.8 | 53.8 | 63.3 | 78.5 | 86.9 | 90.5 | 91.6 | 94.2 | 94.2 | 95.6 | 97.1 | 97.1 | 98.5 | 98.5 | 98.5 | 98.5 |
| GE 300 | 21.8 | 53.8 | 63.3 | 78.5 | 86.9 | 90.5 | 91.6 | 94.2 | 94.2 | 95.6 | 97.1 | 97.1 | 98.5 | 98.5 | 98.5 | 98.5 |
| GE 200 | 21.8 | 53.8 | 63.3 | 78.5 | 86.9 | 90.5 | 91.6 | 94.2 | 94.2 | 95.6 | 97.1 | 97.1 | 98.5 | 98.9 | 98.9 | 98.9 |
| GE 100 | 21.8 | 53.8 | 63.3 | 78.5 | 86.9 | 90.5 | 91.6 | 94.5 | 94.5 | 96.0 | 97.5 | 97.5 | 98.9 | 99.6 | 99.6 | 100.0 |
| GE 0 | 21.8 | 53.8 | 63.3 | 78.5 | 86.9 | 90.5 | 91.6 | 94.5 | 94.5 | 96.0 | 97.5 | 97.5 | 98.9 | 99.6 | 99.6 | 100.0 |

TOTAL NUMBER OF OBSERVATIONS: 275

GLOBAL CLIMATOLOGY BRANCH
USAFETAC
AIR WEATHER SERVICE/MAC

PERCENTAGE FREQUENCY OF OCCURRENCE OF CEILING VERSUS VISIBILITY
FROM HOURLY OBSERVATIONS

STATION NUMBER: 225500 STATION NAME: ARKHANGELSK USSR PERIOD OF RECORD: 78-87
MONTH: JAN HOURS(LST): 1200-1400

| CEILING IN FEET | VISIBILITY IN STATUTE MILES | | | | | | | | | | | | | | |
|---|---|---|---|---|---|---|---|---|---|---|---|---|---|---|---|
| | GE 10 | GE 6 | GE 5 | GE 4 | GE 3 | GE 2 1/2 | GE 2 | GE 1 1/2 | GE 1 1/4 | GE 1 | GE 3/4 | GE 5/8 | GE 1/2 | GE 5/16 | GE 1/4 | GE 0 |
| NO CEIL | 9.7 | 15.2 | 16.2 | 16.9 | 17.6 | 18.6 | 19.7 | 20.3 | 20.3 | 20.3 | 20.3 | 20.3 | 20.3 | 21.4 | 21.4 | 21.4 |
| GE 20000 | 12.8 | 23.1 | 24.5 | 26.9 | 27.9 | 29.0 | 30.3 | 31.7 | 31.7 | 31.7 | 31.7 | 31.7 | 31.7 | 32.8 | 32.8 | 32.8 |
| GE 18000 | 12.8 | 23.1 | 24.5 | 26.9 | 27.9 | 29.0 | 30.3 | 31.7 | 31.7 | 31.7 | 31.7 | 31.7 | 31.7 | 32.8 | 32.8 | 32.8 |
| GE 16000 | 12.8 | 23.1 | 24.5 | 26.9 | 27.9 | 29.0 | 30.3 | 31.7 | 31.7 | 31.7 | 31.7 | 31.7 | 31.7 | 32.8 | 32.8 | 32.8 |
| GE 14000 | 12.8 | 23.1 | 24.5 | 26.9 | 27.9 | 29.0 | 30.3 | 31.7 | 31.7 | 31.7 | 31.7 | 31.7 | 31.7 | 32.8 | 32.8 | 32.8 |
| GE 12000 | 12.8 | 23.1 | 24.5 | 26.9 | 27.9 | 29.0 | 30.3 | 31.7 | 31.7 | 31.7 | 31.7 | 31.7 | 31.7 | 32.8 | 32.8 | 32.8 |
| GE 10000 | 16.9 | 36.6 | 40.7 | 46.6 | 51.0 | 52.4 | 54.8 | 56.6 | 56.6 | 56.6 | 57.2 | 57.2 | 57.6 | 58.6 | 58.6 | 58.6 |
| GE 9000 | 16.9 | 36.6 | 40.7 | 46.6 | 51.0 | 52.4 | 54.8 | 56.6 | 56.6 | 56.6 | 57.2 | 57.2 | 57.6 | 58.6 | 58.6 | 58.6 |
| GE 8000 | 16.9 | 36.6 | 40.7 | 46.6 | 51.0 | 52.4 | 54.8 | 56.6 | 56.6 | 56.6 | 57.2 | 57.2 | 57.6 | 58.6 | 58.6 | 58.6 |
| GE 7000 | 16.9 | 36.6 | 40.7 | 46.6 | 51.0 | 52.4 | 54.8 | 56.6 | 56.6 | 56.6 | 57.2 | 57.2 | 57.6 | 58.6 | 58.6 | 58.6 |
| GE 6000 | 16.9 | 36.6 | 40.7 | 46.6 | 51.0 | 52.4 | 54.8 | 56.6 | 56.6 | 56.6 | 57.2 | 57.2 | 57.6 | 58.6 | 58.6 | 58.6 |
| GE 5000 | 16.9 | 36.6 | 40.7 | 46.9 | 51.4 | 52.8 | 55.2 | 56.9 | 56.9 | 56.9 | 57.6 | 57.6 | 57.9 | 59.0 | 59.0 | 59.0 |
| GE 4500 | 17.2 | 36.9 | 41.0 | 47.2 | 51.7 | 53.1 | 55.5 | 57.2 | 57.2 | 57.2 | 57.9 | 57.9 | 58.3 | 59.3 | 59.3 | 59.3 |
| GE 4000 | 17.2 | 36.9 | 41.0 | 47.2 | 51.7 | 53.1 | 55.5 | 57.2 | 57.2 | 57.2 | 57.9 | 57.9 | 58.3 | 59.3 | 59.3 | 59.3 |
| GE 3500 | 17.6 | 37.2 | 41.4 | 47.6 | 52.1 | 53.4 | 55.9 | 57.6 | 57.6 | 57.6 | 58.3 | 58.3 | 58.6 | 59.7 | 59.7 | 59.7 |
| GE 3000 | 17.6 | 37.2 | 41.4 | 47.6 | 52.1 | 53.4 | 55.9 | 57.6 | 57.6 | 57.6 | 58.3 | 58.3 | 58.6 | 59.7 | 59.7 | 59.7 |
| GE 2500 | 18.3 | 38.3 | 42.4 | 49.3 | 53.8 | 55.2 | 57.6 | 59.3 | 59.3 | 59.3 | 60.0 | 60.0 | 60.3 | 61.4 | 61.4 | 61.4 |
| GE 2000 | 19.3 | 39.7 | 43.8 | 50.7 | 55.2 | 56.6 | 59.0 | 60.7 | 60.7 | 60.7 | 61.4 | 61.4 | 61.7 | 62.8 | 62.8 | 62.8 |
| GE 1800 | 19.7 | 42.1 | 46.2 | 54.6 | 59.3 | 60.7 | 63.4 | 65.2 | 65.2 | 65.2 | 65.9 | 65.9 | 66.2 | 67.2 | 67.2 | 67.2 |
| GE 1500 | 20.3 | 44.5 | 49.0 | 57.2 | 62.4 | 65.2 | 68.3 | 70.0 | 70.3 | 70.3 | 71.0 | 71.0 | 71.4 | 72.4 | 72.4 | 72.4 |
| GE 1200 | 20.7 | 51.4 | 56.9 | 67.9 | 73.8 | 77.9 | 81.7 | 83.8 | 84.5 | 84.5 | 85.2 | 85.2 | 85.5 | 86.6 | 86.6 | 86.6 |
| GE 1000 | 21.0 | 52.1 | 58.3 | 70.3 | 77.2 | 81.7 | 86.2 | 88.3 | 89.3 | 89.3 | 90.3 | 90.3 | 90.7 | 91.7 | 91.7 | 91.7 |
| GE 900 | 21.0 | 52.1 | 58.3 | 71.0 | 77.9 | 82.4 | 86.9 | 89.0 | 90.0 | 90.0 | 91.0 | 91.0 | 91.4 | 92.4 | 92.4 | 92.4 |
| GE 800 | 21.0 | 52.4 | 58.6 | 71.4 | 78.3 | 82.8 | 87.2 | 89.7 | 90.7 | 91.0 | 92.4 | 92.4 | 92.8 | 93.8 | 93.8 | 93.8 |
| GE 700 | 21.0 | 52.4 | 58.6 | 71.7 | 79.0 | 83.4 | 87.9 | 90.7 | 91.7 | 92.1 | 93.4 | 93.8 | 94.1 | 95.2 | 95.2 | 95.2 |
| GE 600 | 21.0 | 52.4 | 59.0 | 72.8 | 80.0 | 84.5 | 89.0 | 91.7 | 92.8 | 93.4 | 94.8 | 95.2 | 95.5 | 96.6 | 96.6 | 96.6 |
| GE 500 | 21.0 | 52.8 | 59.7 | 73.4 | 81.0 | 85.5 | 90.0 | 92.8 | 93.8 | 94.8 | 96.2 | 96.6 | 96.9 | 97.9 | 97.9 | 97.9 |
| GE 400 | 21.0 | 52.8 | 59.7 | 73.4 | 81.0 | 85.5 | 90.0 | 92.8 | 93.8 | 94.8 | 96.2 | 96.6 | 96.9 | 97.9 | 97.9 | 97.9 |
| GE 300 | 21.0 | 52.8 | 59.7 | 73.4 | 81.0 | 85.5 | 90.0 | 92.8 | 93.8 | 94.8 | 96.2 | 96.6 | 96.9 | 97.9 | 97.9 | 97.9 |
| GE 200 | 21.0 | 52.8 | 59.7 | 73.4 | 81.0 | 85.5 | 90.0 | 92.8 | 93.8 | 94.8 | 96.2 | 96.6 | 97.2 | 99.0 | 99.0 | 99.0 |
| GE 100 | 21.0 | 52.8 | 59.7 | 73.4 | 81.0 | 85.5 | 90.0 | 92.8 | 93.9 | 94.8 | 96.2 | 96.6 | 97.2 | 99.0 | 99.3 | 100.0 |
| GE 0 | 21.0 | 52.8 | 59.7 | 73.4 | 81.0 | 85.5 | 90.0 | 92.8 | 93.8 | 94.8 | 96.2 | 96.6 | 97.2 | 99.0 | 99.3 | 100.0 |

TOTAL NUMBER OF OBSERVATIONS: 290

GLOBAL CLIMATOLOGY BRANCH
USAFETAC
AIR WEATHER SERVICE/MAC

PERCENTAGE FREQUENCY OF OCCURRENCE OF CEILING VERSUS VISIBILITY
FROM HOURLY OBSERVATIONS

STATION NUMBER: 22550C STATION NAME: ARKHANGELSK USSR

PERIOD OF RECORD: 78-87
MONTH: JAN HOURS(LST): 1500-1700

| CEILING IN FEET | VISIBILITY IN STATUTE MILES | | | | | | | | | | | | | | | |
|---|---|---|---|---|---|---|---|---|---|---|---|---|---|---|---|---|
| | GE 10 | GE 6 | GE 5 | GE 4 | GE 3 | GE 2 1/2 | GE 2 | GE 1 1/2 | GE 1 1/4 | GE 1 | GE 7/8 | GE 5/8 | GE 1/2 | GE 5/16 | GE 1/4 | GE 0 |
| NO CEIL | 7.C | 15.1 | 15.4 | 16.1 | 17.1 | 17.7 | 18.4 | 18.7 | 18.7 | 18.7 | 18.7 | 18.7 | 19.1 | 19.1 | 19.1 | 19.1 |
| GE 20000 | 10.4 | 23.1 | 23.7 | 26.1 | 27.8 | 29.1 | 30.1 | 31.1 | 31.1 | 31.1 | 31.1 | 31.1 | 31.4 | 31.4 | 31.4 | 31.4 |
| GE 18000 | 10.4 | 23.1 | 23.7 | 26.1 | 27.8 | 29.1 | 30.1 | 31.1 | 31.1 | 31.1 | 31.1 | 31.1 | 31.4 | 31.4 | 31.4 | 31.4 |
| GE 16000 | 10.4 | 23.1 | 23.7 | 26.1 | 27.8 | 29.1 | 30.1 | 31.1 | 31.1 | 31.1 | 31.1 | 31.1 | 31.4 | 31.4 | 31.4 | 31.4 |
| GE 14000 | 10.4 | 23.1 | 23.7 | 26.1 | 27.8 | 29.1 | 30.1 | 31.1 | 31.1 | 31.1 | 31.1 | 31.1 | 31.4 | 31.4 | 31.4 | 31.4 |
| GE 12000 | 10.4 | 23.1 | 23.7 | 26.1 | 27.8 | 29.1 | 30.1 | 31.1 | 31.1 | 31.1 | 31.1 | 31.1 | 31.4 | 31.4 | 31.4 | 31.4 |
| GE 10000 | 14.0 | 37.1 | 40.8 | 49.5 | 53.5 | 56.2 | 57.5 | 59.5 | 59.9 | 60.5 | 60.5 | 60.5 | 60.9 | 60.9 | 60.9 | 60.9 |
| GE 9000 | 14.0 | 37.1 | 40.8 | 49.5 | 53.5 | 56.2 | 57.5 | 59.5 | 59.9 | 60.5 | 60.5 | 60.5 | 60.9 | 60.9 | 60.9 | 60.9 |
| GE 8000 | 14.0 | 37.1 | 40.8 | 49.5 | 53.5 | 56.2 | 57.5 | 59.5 | 59.9 | 60.5 | 60.5 | 60.5 | 60.9 | 60.9 | 60.9 | 60.9 |
| GE 7000 | 14.0 | 37.1 | 40.8 | 49.5 | 53.5 | 56.2 | 57.5 | 59.5 | 59.9 | 60.5 | 60.5 | 60.5 | 60.9 | 60.9 | 60.9 | 60.9 |
| GE 6000 | 14.0 | 37.1 | 40.8 | 49.5 | 53.5 | 56.2 | 57.5 | 59.5 | 59.9 | 60.5 | 60.5 | 60.5 | 60.9 | 60.9 | 60.9 | 60.9 |
| GE 5000 | 14.0 | 37.1 | 40.8 | 49.5 | 53.5 | 56.2 | 57.5 | 59.5 | 59.9 | 60.5 | 60.5 | 60.5 | 60.9 | 60.9 | 60.9 | 60.9 |
| GE 4500 | 14.0 | 37.5 | 41.1 | 49.8 | 53.8 | 56.5 | 57.9 | 59.9 | 60.2 | 60.9 | 60.9 | 60.9 | 61.2 | 61.2 | 61.2 | 61.2 |
| GE 4000 | 14.0 | 37.5 | 41.1 | 49.8 | 53.8 | 56.5 | 57.9 | 59.9 | 60.2 | 60.9 | 60.9 | 60.9 | 61.2 | 61.2 | 61.2 | 61.2 |
| GE 3500 | 14.4 | 38.8 | 42.5 | 51.2 | 55.2 | 57.9 | 59.2 | 61.2 | 61.5 | 62.2 | 62.2 | 62.2 | 62.5 | 62.5 | 62.5 | 62.5 |
| GE 3000 | 14.4 | 38.8 | 42.5 | 51.2 | 55.2 | 57.9 | 59.2 | 61.2 | 61.5 | 62.2 | 62.2 | 62.2 | 62.5 | 62.5 | 62.5 | 62.5 |
| GE 2500 | 14.4 | 38.8 | 42.8 | 51.5 | 55.5 | 58.2 | 59.5 | 61.5 | 61.9 | 62.5 | 62.5 | 62.5 | 62.9 | 62.9 | 62.9 | 62.9 |
| GE 2000 | 15.1 | 41.1 | 45.8 | 54.8 | 59.2 | 62.2 | 63.5 | 65.6 | 65.9 | 66.6 | 66.6 | 66.6 | 66.9 | 66.9 | 66.9 | 66.9 |
| GE 1800 | 15.7 | 43.5 | 48.5 | 57.5 | 61.9 | 64.9 | 66.6 | 68.6 | 68.9 | 69.9 | 69.9 | 69.9 | 70.2 | 70.2 | 70.2 | 70.2 |
| GE 1500 | 17.4 | 47.8 | 53.5 | 64.5 | 69.2 | 72.2 | 73.9 | 75.9 | 76.9 | 77.9 | 78.6 | 78.6 | 78.9 | 78.9 | 78.9 | 78.9 |
| GE 1200 | 18.7 | 50.8 | 57.9 | 70.2 | 75.6 | 79.9 | 82.3 | 84.3 | 85.3 | 86.3 | 87.0 | 87.0 | 87.3 | 87.3 | 87.3 | 87.3 |
| GE 1000 | 18.7 | 50.8 | 58.5 | 72.2 | 78.6 | 83.3 | 86.3 | 88.6 | 89.6 | 90.6 | 91.3 | 91.6 | 92.0 | 92.0 | 92.0 | 92.0 |
| GE 900 | 19.1 | 51.8 | 59.5 | 73.2 | 79.9 | 84.6 | 87.6 | 90.0 | 91.6 | 92.6 | 93.3 | 93.6 | 94.0 | 94.0 | 94.0 | 94.0 |
| GE 800 | 19.1 | 52.8 | 60.5 | 74.6 | 81.3 | 86.0 | 89.0 | 91.6 | 93.6 | 94.6 | 95.3 | 95.7 | 96.0 | 96.0 | 96.0 | 96.0 |
| GE 700 | 19.1 | 52.8 | 60.9 | 75.3 | 82.3 | 87.3 | 90.3 | 93.0 | 95.3 | 96.3 | 97.0 | 97.3 | 97.7 | 97.7 | 97.7 | 97.7 |
| GE 600 | 19.1 | 53.2 | 61.2 | 75.9 | 83.3 | 88.3 | 91.3 | 94.0 | 96.3 | 97.3 | 98.0 | 98.3 | 98.7 | 98.7 | 98.7 | 98.7 |
| GE 500 | 19.1 | 53.2 | 61.2 | 75.9 | 83.3 | 88.3 | 91.3 | 94.0 | 96.3 | 97.3 | 98.0 | 98.3 | 98.7 | 98.7 | 98.7 | 98.7 |
| GE 400 | 19.1 | 53.2 | 61.2 | 76.3 | 83.9 | 89.0 | 92.0 | 94.6 | 97.0 | 98.0 | 98.7 | 99.0 | 99.3 | 99.3 | 99.3 | 99.3 |
| GE 300 | 19.1 | 53.2 | 61.2 | 76.3 | 83.9 | 89.0 | 92.0 | 94.6 | 97.0 | 98.0 | 98.7 | 99.0 | 99.3 | 99.3 | 99.3 | 99.3 |
| GE 200 | 19.1 | 53.2 | 61.2 | 76.3 | 83.9 | 89.0 | 92.0 | 94.6 | 97.0 | 98.0 | 98.7 | 99.0 | 99.3 | 99.3 | 99.3 | 99.3 |
| GE 100 | 19.1 | 53.2 | 61.2 | 76.3 | 83.9 | 89.0 | 92.0 | 94.6 | 97.0 | 98.0 | 98.7 | 99.0 | 99.3 | 99.3 | 99.7 | 100.0 |
| GE 0 | 19.1 | 53.2 | 61.2 | 76.3 | 83.9 | 89.0 | 92.0 | 94.6 | 97.0 | 98.0 | 98.7 | 99.0 | 99.3 | 99.7 | 99.7 | 100.0 |

TOTAL NUMBER OF OBSERVATIONS: 299

GLOBAL CLIMATOLOGY BRANCH
USAFETAC
AIR WEATHER SERVICE/MAC

PERCENTAGE FREQUENCY OF OCCURREACE OF CEILING VERSUS VISIBILITY
FROM HOURLY OBSERVATIONS

STATION NUMBER: 22555C STATION NAME: ARKHANGELSK USSR

PERIOD OF RECORD: 78-87
MONTH: JAN HOURS(LST): 1800-2000

| CEILING IN FEET | VISIBILITY IN STATUTE MILES | | | | | | | | | | | | | | | |
|---|---|---|---|---|---|---|---|---|---|---|---|---|---|---|---|---|
| | GE 10 | GE 6 | GE 5 | GE 4 | GE 3 | GE 2 1/2 | GE 2 | GE 1 1/2 | GE 1 1/4 | GE 1 | GE 3/4 | GE 5/8 | GE 1/2 | GE 5/16 | GE 1/4 | GE 0 |
| NO CEIL | 9.3 | 18.7 | 19.7 | 21.7 | 23.3 | 23.7 | 24.0 | 24.0 | 24.0 | 24.3 | 24.3 | 24.3 | 24.3 | 24.3 | 24.3 | 24.7 |
| GE 20000 | 10.0 | 22.3 | 24.0 | 27.7 | 30.0 | 30.3 | 30.7 | 30.7 | 30.7 | 31.0 | 31.0 | 31.0 | 31.0 | 31.0 | 31.0 | 31.3 |
| GE 18000 | 10.0 | 22.3 | 24.0 | 27.7 | 30.0 | 30.3 | 30.7 | 30.7 | 30.7 | 31.0 | 31.0 | 31.0 | 31.0 | 31.0 | 31.0 | 31.3 |
| GE 16000 | 10.0 | 22.3 | 24.0 | 27.7 | 30.0 | 30.3 | 30.7 | 30.7 | 30.7 | 31.0 | 31.0 | 31.0 | 31.0 | 31.0 | 31.0 | 31.3 |
| GE 14000 | 10.0 | 22.3 | 24.0 | 27.7 | 30.0 | 30.3 | 30.7 | 30.7 | 30.7 | 31.0 | 31.0 | 31.0 | 31.0 | 31.0 | 31.0 | 31.3 |
| GE 12000 | 10.0 | 22.3 | 24.0 | 27.7 | 30.0 | 30.3 | 30.7 | 30.7 | 30.7 | 31.0 | 31.0 | 31.0 | 31.0 | 31.0 | 31.0 | 31.3 |
| GE 10000 | 14.0 | 34.3 | 38.3 | 45.7 | 50.0 | 50.7 | 51.3 | 51.7 | 52.0 | 52.3 | 52.7 | 52.7 | 52.7 | 52.7 | 52.7 | 53.0 |
| GE 9000 | 14.0 | 34.3 | 38.3 | 45.7 | 50.0 | 50.7 | 51.3 | 51.7 | 52.0 | 52.3 | 52.7 | 52.7 | 52.7 | 52.7 | 52.7 | 53.0 |
| GE 8000 | 14.0 | 34.3 | 38.3 | 45.7 | 50.0 | 50.7 | 51.3 | 51.7 | 52.0 | 52.3 | 52.7 | 52.7 | 52.7 | 52.7 | 52.7 | 53.0 |
| GE 7000 | 14.0 | 34.3 | 38.3 | 45.7 | 50.0 | 50.7 | 51.3 | 51.7 | 52.0 | 52.3 | 52.7 | 52.7 | 52.7 | 52.7 | 52.7 | 53.0 |
| GE 6000 | 14.0 | 34.3 | 38.3 | 45.7 | 50.0 | 50.7 | 51.3 | 51.7 | 52.0 | 52.3 | 52.7 | 52.7 | 52.7 | 52.7 | 52.7 | 53.0 |
| GE 5000 | 14.3 | 34.7 | 38.7 | 46.0 | 50.3 | 51.0 | 51.7 | 52.0 | 52.3 | 52.7 | 53.0 | 53.0 | 53.0 | 53.0 | 53.0 | 53.3 |
| GE 4500 | 14.3 | 34.7 | 38.7 | 46.0 | 50.3 | 51.0 | 51.7 | 52.0 | 52.3 | 52.7 | 53.0 | 53.0 | 53.0 | 53.0 | 53.0 | 53.3 |
| GE 4000 | 15.0 | 35.3 | 39.3 | 46.7 | 51.0 | 51.7 | 52.3 | 52.7 | 53.0 | 53.3 | 53.7 | 53.7 | 53.7 | 53.7 | 53.7 | 54.0 |
| GE 3500 | 15.0 | 35.3 | 39.3 | 46.7 | 51.3 | 52.0 | 52.7 | 53.0 | 53.3 | 53.7 | 54.0 | 54.0 | 54.0 | 54.0 | 54.0 | 54.3 |
| GE 3000 | 15.3 | 36.7 | 40.7 | 48.0 | 52.7 | 53.3 | 54.0 | 54.3 | 54.7 | 55.0 | 55.3 | 55.3 | 55.3 | 55.3 | 55.3 | 55.7 |
| GE 2500 | 15.7 | 39.0 | 43.3 | 50.7 | 55.7 | 56.3 | 57.0 | 57.3 | 57.7 | 58.0 | 58.3 | 58.3 | 58.3 | 58.3 | 58.3 | 58.7 |
| GE 2000 | 16.3 | 42.7 | 47.0 | 55.3 | 60.3 | 61.3 | 62.0 | 62.3 | 62.7 | 63.0 | 63.3 | 63.3 | 63.3 | 63.3 | 63.3 | 63.7 |
| GE 1800 | 17.3 | 46.3 | 50.7 | 60.0 | 65.3 | 66.7 | 67.7 | 68.0 | 68.3 | 68.7 | 69.0 | 69.0 | 69.0 | 69.0 | 69.0 | 69.3 |
| GE 1500 | 18.3 | 50.3 | 54.7 | 65.3 | 71.3 | 73.0 | 74.0 | 74.3 | 74.7 | 75.0 | 75.3 | 75.3 | 75.3 | 75.3 | 75.3 | 75.7 |
| GE 1200 | 19.3 | 55.7 | 61.3 | 73.7 | 80.7 | 83.0 | 84.7 | 85.0 | 85.3 | 85.7 | 86.0 | 86.0 | 86.0 | 86.0 | 86.0 | 86.3 |
| GE 1000 | 19.3 | 57.3 | 64.7 | 79.3 | 87.0 | 90.3 | 92.7 | 93.3 | 94.0 | 94.3 | 94.7 | 94.7 | 94.7 | 94.7 | 94.7 | 95.0 |
| GE 900 | 19.3 | 58.0 | 65.3 | 80.0 | 87.7 | 91.0 | 93.3 | 94.0 | 94.7 | 95.0 | 95.3 | 95.3 | 95.3 | 95.3 | 95.3 | 95.7 |
| GE 800 | 19.3 | 59.0 | 66.3 | 81.0 | 89.0 | 92.3 | 94.7 | 95.7 | 96.3 | 96.7 | 97.0 | 97.0 | 97.0 | 97.0 | 97.0 | 97.3 |
| GE 700 | 19.3 | 59.7 | 67.0 | 81.7 | 90.0 | 93.3 | 95.7 | 96.7 | 97.3 | 97.7 | 98.0 | 98.0 | 98.0 | 98.0 | 98.0 | 98.3 |
| GE 600 | 19.3 | 59.7 | 67.0 | 82.0 | 90.7 | 94.0 | 96.3 | 97.3 | 98.0 | 98.3 | 98.7 | 98.7 | 98.7 | 98.7 | 98.7 | 99.0 |
| GE 500 | 19.3 | 59.7 | 67.0 | 82.0 | 90.7 | 94.0 | 96.3 | 97.3 | 98.0 | 98.3 | 98.7 | 98.7 | 98.7 | 98.7 | 98.7 | 99.0 |
| GE 400 | 19.3 | 59.7 | 67.0 | 82.3 | 91.3 | 94.7 | 97.0 | 98.0 | 98.7 | 99.0 | 99.3 | 99.3 | 99.3 | 99.3 | 99.3 | 99.7 |
| GE 300 | 19.3 | 59.7 | 67.0 | 82.3 | 91.3 | 94.7 | 97.0 | 98.0 | 98.7 | 99.0 | 99.3 | 99.3 | 99.3 | 99.3 | 99.3 | 99.7 |
| GE 200 | 19.3 | 59.7 | 67.0 | 82.3 | 91.3 | 94.7 | 97.0 | 98.0 | 98.7 | 99.0 | 99.3 | 99.3 | 99.3 | 99.7 | 99.7 | 100.0 |
| GE 100 | 19.3 | 59.7 | 67.0 | 82.3 | 91.3 | 94.7 | 97.0 | 98.0 | 98.7 | 99.0 | 99.3 | 99.3 | 99.3 | 99.7 | 99.7 | 100.0 |
| GE 0 | 19.3 | 59.7 | 67.0 | 82.3 | 91.3 | 94.7 | 97.0 | 98.0 | 98.7 | 99.0 | 99.3 | 99.3 | 99.3 | 99.7 | 99.7 | 100.0 |

TOTAL NUMBER OF OBSERVATIONS: 300

GLOBAL CLIMATOLOGY BRANCH
USAFETAC
AIR WEATHER SERVICE/MAC

PERCENTAGE FREQUENCY OF OCCURRENCE OF CEILING VERSUS VISIBILITY
FROM HOURLY OBSERVATIONS

STATION NUMBER: 23[illegible] STATION NAME: [illegible] PERIOD OF RECORD: 78-87
MONTH: JAN HOURS(LST): 2100-2300

| CEILING IN FEET | VISIBILITY IN STATUTE MILES | | | | | | | | | | | | | | |
|---|---|---|---|---|---|---|---|---|---|---|---|---|---|---|---|
| | GE 10 | GE 6 | GE 5 | GE 4 | GE 3 | GE 2 1/2 | GE 2 | GE 1 1/2 | GE 1 1/4 | GE 1 | GE 3/4 | GE 5/8 | GE 1/2 | GE 5/16 | GE 1/4 | GE 0 |
| NO CEIL | 17.8 | 19.8 | 21.5 | 23.4 | 24.8 | 24.8 | 25.4 | 25.4 | 25.4 | 25.4 | 25.4 | 25.4 | 25.4 | 25.7 | 25.7 | 26.1 |
| GE 25000 | 12.2 | 24.1 | 26.7 | 30.0 | 31.0 | 31.0 | 31.7 | 31.7 | 31.7 | 31.7 | 31.7 | 31.7 | 31.7 | 32.0 | 32.0 | 32.3 |
| GE 18000 | 12.2 | 24.1 | 26.7 | 30.0 | 31.0 | 31.0 | 31.7 | 31.7 | 31.7 | 31.7 | 31.7 | 31.7 | 31.7 | 32.0 | 32.0 | 32.3 |
| GE 16000 | 12.2 | 24.1 | 26.7 | 30.0 | 31.0 | 31.0 | 31.7 | 31.7 | 31.7 | 31.7 | 31.7 | 31.7 | 31.7 | 32.0 | 32.0 | 32.3 |
| GE 14000 | 12.2 | 24.1 | 26.7 | 30.0 | 31.0 | 31.0 | 31.7 | 31.7 | 31.7 | 31.7 | 31.7 | 31.7 | 31.7 | 32.0 | 32.0 | 32.3 |
| GE 12000 | 12.2 | 24.1 | 26.7 | 30.0 | 31.0 | 31.0 | 31.7 | 31.7 | 31.7 | 31.7 | 31.7 | 31.7 | 31.7 | 32.0 | 32.0 | 32.3 |
| GE 10000 | 14.5 | 33.3 | 37.3 | 45.5 | 47.5 | 48.5 | 50.5 | 50.5 | 50.5 | 50.8 | 50.8 | 50.8 | 50.8 | 51.2 | 51.2 | 51.5 |
| GE 9000 | 14.5 | 33.3 | 37.3 | 45.5 | 47.5 | 48.5 | 50.5 | 50.5 | 50.5 | 50.8 | 50.8 | 50.8 | 50.8 | 51.2 | 51.2 | 51.5 |
| GE 8000 | 14.5 | 33.3 | 37.3 | 45.5 | 47.5 | 48.5 | 50.5 | 50.5 | 50.5 | 50.8 | 50.8 | 50.8 | 50.8 | 51.2 | 51.2 | 51.5 |
| GE 7000 | 14.5 | 33.3 | 37.3 | 45.5 | 47.5 | 48.5 | 50.5 | 50.5 | 50.5 | 50.8 | 50.8 | 50.8 | 50.8 | 51.2 | 51.2 | 51.5 |
| GE 6000 | 14.5 | 33.3 | 37.3 | 45.5 | 47.5 | 48.5 | 50.5 | 50.5 | 50.5 | 50.8 | 50.8 | 50.8 | 50.8 | 51.2 | 51.2 | 51.5 |
| GE 5000 | 14.5 | 33.3 | 37.3 | 45.5 | 47.5 | 48.5 | 50.5 | 50.5 | 50.5 | 50.8 | 50.8 | 50.8 | 50.8 | 51.2 | 51.2 | 51.5 |
| GE 4500 | 14.5 | 33.3 | 37.3 | 45.5 | 47.5 | 48.5 | 50.5 | 50.5 | 50.5 | 50.8 | 50.8 | 50.8 | 50.8 | 51.2 | 51.2 | 51.5 |
| GE 4000 | 14.5 | 33.3 | 37.3 | 45.5 | 47.5 | 48.5 | 50.5 | 50.5 | 50.5 | 50.8 | 50.8 | 50.8 | 50.8 | 51.2 | 51.2 | 51.5 |
| GE 3500 | 14.9 | 33.7 | 37.6 | 45.9 | 47.9 | 48.8 | 50.8 | 50.8 | 50.8 | 51.2 | 51.2 | 51.2 | 51.2 | 51.5 | 51.5 | 51.8 |
| GE 3000 | 15.2 | 34.0 | 38.0 | 46.2 | 48.2 | 49.2 | 51.2 | 51.2 | 51.2 | 51.5 | 51.5 | 51.5 | 51.5 | 51.8 | 51.8 | 52.1 |
| GE 2500 | 16.2 | 37.6 | 41.6 | 49.8 | 51.8 | 52.8 | 54.8 | 54.8 | 54.8 | 55.1 | 55.1 | 55.1 | 55.1 | 55.4 | 55.4 | 55.8 |
| GE 2000 | 16.5 | 39.9 | 44.2 | 52.8 | 55.1 | 56.1 | 58.1 | 58.1 | 58.1 | 58.4 | 58.4 | 58.4 | 58.4 | 58.7 | 58.7 | 59.1 |
| GE 1800 | 16.8 | 41.9 | 47.2 | 56.4 | 59.1 | 60.4 | 62.4 | 62.4 | 62.7 | 63.0 | 63.0 | 63.0 | 63.0 | 63.4 | 63.4 | 63.7 |
| GE 1500 | 17.2 | 47.5 | 53.6 | 65.7 | 68.3 | 69.6 | 71.6 | 71.6 | 71.9 | 72.9 | 72.9 | 72.9 | 72.9 | 73.3 | 73.3 | 73.6 |
| GE 1200 | 18.5 | 53.5 | 61.4 | 75.2 | 79.5 | 81.2 | 83.5 | 83.5 | 83.8 | 84.8 | 84.8 | 84.8 | 84.8 | 85.1 | 85.1 | 85.5 |
| GE 1000 | 18.5 | 55.8 | 64.7 | 80.9 | 86.1 | 87.8 | 90.8 | 90.8 | 91.1 | 92.1 | 92.1 | 92.1 | 92.1 | 92.4 | 92.4 | 92.7 |
| GE 900 | 18.5 | 56.1 | 65.0 | 81.2 | 86.8 | 88.4 | 91.4 | 92.1 | 92.4 | 93.4 | 93.4 | 93.4 | 93.4 | 93.7 | 93.7 | 94.1 |
| GE 800 | 18.5 | 56.8 | 65.7 | 82.5 | 88.1 | 89.8 | 92.7 | 93.4 | 93.7 | 94.7 | 94.7 | 94.7 | 94.7 | 95.0 | 95.0 | 95.4 |
| GE 700 | 18.5 | 57.1 | 66.0 | 82.8 | 88.8 | 90.8 | 93.7 | 94.4 | 94.7 | 95.7 | 95.7 | 95.7 | 95.7 | 96.0 | 96.0 | 96.4 |
| GE 600 | 18.5 | 57.4 | 66.3 | 83.5 | 89.4 | 91.7 | 94.7 | 95.4 | 95.7 | 96.7 | 96.7 | 96.7 | 96.7 | 97.0 | 97.0 | 97.4 |
| GE 500 | 18.5 | 57.4 | 66.3 | 84.2 | 90.8 | 93.1 | 96.0 | 96.7 | 97.0 | 98.0 | 98.0 | 98.0 | 98.0 | 98.3 | 98.3 | 98.7 |
| GE 400 | 18.5 | 57.4 | 66.3 | 84.2 | 90.8 | 93.1 | 96.0 | 96.7 | 97.0 | 98.0 | 98.0 | 98.0 | 98.0 | 98.3 | 98.3 | 98.7 |
| GE 300 | 18.5 | 57.4 | 66.3 | 84.2 | 91.1 | 93.4 | 96.4 | 97.0 | 97.4 | 98.3 | 98.3 | 98.3 | 98.3 | 98.7 | 98.7 | 99.0 |
| GE 200 | 18.5 | 57.4 | 66.3 | 84.2 | 91.1 | 93.4 | 96.4 | 97.0 | 97.4 | 98.3 | 98.3 | 98.3 | 98.3 | 99.0 | 99.0 | 99.3 |
| GE 100 | 18.5 | 57.4 | 66.3 | 84.2 | 91.1 | 93.4 | 96.4 | 97.0 | 97.4 | 98.3 | 98.3 | 98.3 | 98.3 | 99.0 | 99.3 | 100.0 |
| GE 0 | 18.5 | 57.4 | 66.3 | 84.2 | 91.1 | 93.4 | 96.4 | 97.0 | 97.4 | 98.3 | 98.3 | 98.3 | 98.3 | 99.0 | 99.3 | 100.0 |

TOTAL NUMBER OF OBSERVATIONS: 303

GLOBAL CLIMATOLOGY BRANCH
USAFETAC
AIR WEATHER SERVICE/MAC

PERCENTAGE FREQUENCY OF OCCURRENCE OF CEILING VERSUS VISIBILITY
FROM HOURLY OBSERVATIONS

STATION NUMBER: 225500 STATION NAME: ARKHANGELSK USSR PERIOD OF RECORD: 78-87
MONTH: JAN HOURS(LST): ALL

| CEILING IN FEET | VISIBILITY IN STATUTE MILES | | | | | | | | | | | | | | |
|---|---|---|---|---|---|---|---|---|---|---|---|---|---|---|---|
| | GE 10 | GE 6 | GE 5 | GE 4 | GE 3 | GE 2 1/2 | GE 2 | GE 1 1/2 | GE 1 1/4 | GE 1 | GE 3/4 | GE 5/8 | GE 1/2 | GE 5/16 | GE 1/4 | GE 0 |
| NO CEIL | 13.7 | 18.1 | 19.2 | 20.7 | 21.7 | 22.2 | 22.8 | 23.0 | 23.0 | 23.1 | 23.3 | 23.3 | 23.5 | 23.6 | 23.6 | 23.7 |
| GE 20000 | 12.2 | 22.7 | 24.3 | 26.9 | 28.4 | 29.1 | 29.9 | 30.2 | 30.2 | 30.4 | 30.6 | 30.6 | 30.8 | 31.0 | 31.0 | 31.0 |
| GE 18000 | 12.2 | 22.7 | 24.3 | 26.9 | 28.4 | 29.1 | 29.9 | 30.2 | 30.2 | 30.4 | 30.6 | 30.6 | 30.8 | 31.0 | 31.0 | 31.0 |
| GE 16000 | 12.2 | 22.7 | 24.3 | 26.9 | 28.4 | 29.1 | 29.9 | 30.2 | 30.2 | 30.4 | 30.6 | 30.6 | 30.8 | 31.0 | 31.0 | 31.0 |
| GE 14000 | 12.2 | 22.7 | 24.3 | 26.9 | 28.4 | 29.1 | 29.9 | 30.2 | 30.2 | 30.4 | 30.6 | 30.6 | 30.8 | 31.0 | 31.0 | 31.0 |
| GE 12000 | 12.2 | 22.7 | 24.3 | 26.9 | 28.4 | 29.1 | 29.9 | 30.2 | 30.2 | 30.4 | 30.6 | 30.6 | 30.8 | 31.0 | 31.0 | 31.0 |
| GE 10000 | 15.5 | 33.3 | 37.1 | 43.4 | 46.8 | 48.3 | 49.6 | 50.3 | 50.4 | 50.8 | 51.4 | 51.4 | 51.7 | 51.8 | 51.8 | 51.9 |
| GE 9000 | 15.5 | 33.3 | 37.1 | 43.4 | 46.8 | 48.3 | 49.6 | 50.3 | 50.4 | 50.8 | 51.4 | 51.4 | 51.7 | 51.8 | 51.8 | 51.9 |
| GE 8000 | 15.5 | 33.3 | 37.1 | 43.4 | 46.8 | 48.3 | 49.6 | 50.3 | 50.4 | 50.8 | 51.4 | 51.4 | 51.7 | 51.8 | 51.8 | 51.9 |
| GE 7000 | 15.5 | 33.3 | 37.2 | 43.6 | 46.9 | 48.4 | 49.7 | 50.4 | 50.6 | 50.9 | 51.5 | 51.5 | 51.8 | 52.0 | 52.0 | 52.1 |
| GE 6000 | 15.5 | 33.3 | 37.2 | 43.6 | 46.9 | 48.4 | 49.7 | 50.4 | 50.6 | 50.9 | 51.5 | 51.5 | 51.8 | 52.0 | 52.0 | 52.1 |
| GE 5000 | 15.6 | 33.4 | 37.3 | 43.7 | 47.1 | 48.6 | 49.9 | 50.6 | 50.7 | 51.1 | 51.7 | 51.7 | 52.0 | 52.1 | 52.1 | 52.2 |
| GE 4500 | 15.7 | 33.6 | 37.5 | 43.9 | 47.3 | 48.8 | 50.1 | 50.8 | 51.0 | 51.3 | 51.9 | 51.9 | 52.2 | 52.3 | 52.3 | 52.4 |
| GE 4000 | 15.8 | 33.8 | 37.7 | 44.4 | 47.8 | 49.3 | 50.6 | 51.3 | 51.5 | 51.8 | 52.4 | 52.4 | 52.7 | 52.9 | 52.9 | 52.9 |
| GE 3500 | 16.0 | 34.2 | 38.1 | 44.8 | 48.3 | 49.8 | 51.0 | 51.8 | 51.9 | 52.3 | 52.9 | 52.9 | 53.2 | 53.3 | 53.3 | 53.4 |
| GE 3000 | 16.2 | 34.6 | 38.8 | 45.4 | 48.9 | 50.4 | 51.7 | 52.4 | 52.6 | 52.9 | 53.5 | 53.5 | 53.8 | 54.0 | 54.0 | 54.0 |
| GE 2500 | 16.9 | 36.3 | 40.7 | 47.7 | 51.2 | 52.7 | 54.0 | 54.7 | 54.9 | 55.2 | 55.9 | 55.9 | 56.1 | 56.3 | 56.3 | 56.4 |
| GE 2000 | 17.8 | 39.4 | 44.0 | 51.4 | 55.1 | 56.7 | 58.0 | 58.7 | 58.9 | 59.2 | 59.8 | 59.8 | 60.1 | 60.3 | 60.3 | 60.3 |
| GE 1800 | 18.2 | 41.8 | 47.0 | 55.1 | 59.2 | 61.0 | 62.4 | 63.1 | 63.3 | 63.7 | 64.4 | 64.4 | 64.6 | 64.8 | 64.8 | 64.9 |
| GE 1500 | 19.1 | 46.0 | 52.1 | 61.0 | 66.4 | 68.7 | 70.1 | 71.0 | 71.4 | 71.8 | 72.6 | 72.6 | 72.9 | 73.0 | 73.0 | 73.1 |
| GE 1200 | 20.1 | 51.2 | 58.9 | 70.7 | 76.6 | 79.8 | 81.8 | 82.7 | 83.3 | 83.6 | 84.7 | 84.7 | 84.9 | 85.1 | 85.1 | 85.2 |
| GE 1000 | 20.4 | 52.8 | 61.3 | 74.7 | 81.5 | 85.2 | 87.6 | 88.7 | 89.4 | 90.1 | 91.0 | 91.0 | 91.3 | 91.5 | 91.5 | 91.5 |
| GE 900 | 20.5 | 53.4 | 62.1 | 76.0 | 83.0 | 86.8 | 89.1 | 90.4 | 91.2 | 92.0 | 92.8 | 92.9 | 93.2 | 93.3 | 93.3 | 93.4 |
| GE 800 | 20.5 | 54.0 | 62.7 | 77.0 | 84.1 | 87.9 | 90.2 | 91.7 | 92.5 | 93.3 | 94.2 | 94.3 | 94.6 | 94.8 | 94.8 | 94.9 |
| GE 700 | 20.7 | 54.5 | 63.4 | 77.9 | 85.4 | 89.3 | 91.7 | 93.2 | 94.1 | 95.0 | 95.9 | 96.0 | 96.4 | 96.5 | 96.5 | 96.6 |
| GE 600 | 20.7 | 54.8 | 63.8 | 78.6 | 86.2 | 90.2 | 92.6 | 94.2 | 95.1 | 96.0 | 97.0 | 97.1 | 97.5 | 97.7 | 97.7 | 97.8 |
| GE 500 | 20.7 | 55.1 | 64.1 | 79.0 | 86.9 | 90.9 | 93.3 | 94.9 | 95.8 | 96.7 | 97.7 | 97.8 | 98.2 | 98.4 | 98.4 | 98.5 |
| GE 400 | 20.7 | 55.1 | 64.3 | 79.2 | 87.2 | 91.2 | 93.6 | 95.2 | 96.1 | 97.0 | 98.0 | 98.1 | 98.5 | 98.7 | 98.7 | 98.8 |
| GE 300 | 20.7 | 55.1 | 64.3 | 79.2 | 87.2 | 91.2 | 93.7 | 95.3 | 96.2 | 97.2 | 98.1 | 98.2 | 98.6 | 98.8 | 98.8 | 98.9 |
| GE 200 | 20.7 | 55.1 | 64.3 | 79.2 | 87.2 | 91.2 | 93.7 | 95.3 | 96.2 | 97.2 | 98.1 | 98.2 | 98.8 | 99.4 | 99.4 | 99.5 |
| GE 100 | 20.7 | 55.1 | 64.3 | 79.2 | 87.2 | 91.2 | 93.7 | 95.3 | 96.3 | 97.2 | 98.1 | 98.3 | 98.9 | 99.5 | 99.6 | 100.0 |
| GE 0 | 20.7 | 55.1 | 64.3 | 79.2 | 87.2 | 91.2 | 93.7 | 95.3 | 96.3 | 97.2 | 98.1 | 98.3 | 98.9 | 99.5 | 99.6 | 100.0 |

TOTAL NUMBER OF OBSERVATIONS: 2365

GLOBAL CLIMATOLOGY BRANCH
USAFETAC
AIR WEATHER SERVICE/MAC

PERCENTAGE FREQUENCY OF OCCURRENCE OF CEILING VERSUS VISIBILITY
FROM HOURLY OBSERVATIONS

STATION NUMBER: 225500 STATION NAME: ARKHANGELSK USSR

PERIOD OF RECORD: 78-87
MONTH: FEB HOURS(LST): 0000-0200

| CEILING IN FEET | VISIBILITY IN STATUTE MILES | | | | | | | | | | | | | | |
|---|---|---|---|---|---|---|---|---|---|---|---|---|---|---|---|
| | GE 10 | GE 6 | GE 5 | GE 4 | GE 3 | GE 2 1/2 | GE 2 | GE 1 1/2 | GE 1 1/4 | GE 1 | GE 3/4 | GE 5/8 | GE 1/2 | GE 5/16 | GE 1/4 | GE 0 |
| NO CEIL | 13.6 | 22.8 | 25.0 | 26.5 | 26.5 | 27.2 | 27.2 | 27.6 | 27.9 | 27.9 | 28.7 | 28.7 | 28.7 | 28.7 | 28.7 | 28.7 |
| GE 20000 | 14.3 | 25.7 | 27.9 | 29.8 | 29.8 | 30.5 | 30.5 | 30.9 | 31.6 | 31.6 | 32.4 | 32.4 | 32.4 | 32.4 | 32.4 | 32.4 |
| GE 18000 | 14.3 | 25.7 | 27.9 | 29.8 | 29.8 | 30.5 | 30.5 | 30.9 | 31.6 | 31.6 | 32.4 | 32.4 | 32.4 | 32.4 | 32.4 | 32.4 |
| GE 16000 | 14.3 | 25.7 | 27.9 | 29.8 | 29.8 | 30.5 | 30.5 | 30.9 | 31.6 | 31.6 | 32.4 | 32.4 | 32.4 | 32.4 | 32.4 | 32.4 |
| GE 14000 | 14.3 | 25.7 | 27.9 | 29.8 | 29.8 | 30.5 | 30.5 | 30.9 | 31.6 | 31.6 | 32.4 | 32.4 | 32.4 | 32.4 | 32.4 | 32.4 |
| GE 12000 | 14.3 | 25.7 | 27.9 | 29.8 | 29.8 | 30.5 | 30.5 | 30.9 | 31.6 | 31.6 | 32.4 | 32.4 | 32.4 | 32.4 | 32.4 | 32.4 |
| GE 10000 | 19.5 | 42.3 | 46.0 | 50.7 | 52.2 | 54.0 | 54.0 | 54.8 | 55.5 | 55.9 | 56.6 | 56.6 | 57.0 | 57.0 | 57.0 | 57.0 |
| GE 9000 | 19.5 | 42.3 | 46.0 | 50.7 | 52.2 | 54.0 | 54.0 | 54.8 | 55.5 | 55.9 | 56.6 | 56.6 | 57.0 | 57.0 | 57.0 | 57.0 |
| GE 8000 | 19.5 | 42.3 | 46.0 | 50.7 | 52.2 | 54.0 | 54.0 | 54.8 | 55.5 | 55.9 | 56.6 | 56.6 | 57.0 | 57.0 | 57.0 | 57.0 |
| GE 7000 | 19.5 | 42.3 | 46.0 | 50.7 | 52.2 | 54.0 | 54.0 | 54.8 | 55.5 | 55.9 | 56.6 | 56.6 | 57.0 | 57.0 | 57.0 | 57.0 |
| GE 6000 | 19.5 | 42.3 | 46.0 | 50.7 | 52.2 | 54.0 | 54.0 | 54.8 | 55.5 | 55.9 | 56.6 | 56.6 | 57.0 | 57.0 | 57.0 | 57.0 |
| GE 5000 | 19.5 | 42.3 | 46.0 | 50.7 | 52.2 | 54.0 | 54.0 | 54.8 | 55.5 | 55.9 | 56.6 | 56.6 | 57.0 | 57.0 | 57.0 | 57.0 |
| GE 4500 | 19.5 | 42.3 | 46.0 | 50.7 | 52.2 | 54.0 | 54.0 | 54.8 | 55.5 | 55.9 | 56.6 | 56.6 | 57.0 | 57.0 | 57.0 | 57.0 |
| GE 4000 | 19.5 | 42.3 | 46.0 | 50.7 | 52.2 | 54.0 | 54.0 | 54.8 | 55.5 | 55.9 | 56.6 | 56.6 | 57.0 | 57.0 | 57.0 | 57.0 |
| GE 3500 | 19.5 | 43.0 | 46.7 | 51.5 | 52.9 | 54.8 | 54.8 | 55.5 | 56.3 | 56.6 | 57.4 | 57.4 | 57.7 | 57.7 | 57.7 | 57.7 |
| GE 3000 | 19.9 | 43.8 | 47.4 | 52.6 | 54.0 | 55.9 | 55.9 | 56.6 | 57.4 | 57.7 | 58.5 | 58.5 | 58.8 | 58.8 | 58.8 | 58.8 |
| GE 2500 | 20.6 | 45.2 | 49.3 | 54.8 | 56.3 | 58.5 | 58.5 | 59.2 | 59.9 | 60.3 | 61.0 | 61.0 | 61.4 | 61.4 | 61.4 | 61.4 |
| GE 2000 | 21.7 | 48.9 | 52.9 | 59.6 | 61.0 | 63.2 | 63.2 | 64.0 | 64.7 | 65.1 | 65.8 | 65.8 | 66.2 | 66.2 | 66.2 | 66.2 |
| GE 1800 | 22.4 | 50.4 | 54.4 | 61.4 | 63.2 | 65.4 | 65.4 | 66.2 | 66.9 | 67.3 | 68.0 | 68.0 | 68.4 | 68.4 | 68.4 | 68.4 |
| GE 1500 | 22.4 | 52.2 | 57.0 | 66.2 | 68.8 | 71.0 | 71.3 | 72.1 | 72.8 | 73.2 | 73.9 | 73.9 | 74.3 | 74.3 | 74.3 | 74.3 |
| GE 1200 | 23.5 | 58.6 | 64.3 | 77.2 | 80.5 | 83.8 | 84.2 | 85.3 | 86.0 | 86.4 | 87.1 | 87.1 | 87.5 | 87.5 | 87.5 | 87.5 |
| GE 1000 | 23.9 | 62.5 | 68.0 | 81.6 | 85.3 | 88.6 | 89.0 | 90.8 | 91.5 | 91.9 | 92.6 | 92.6 | 93.0 | 93.0 | 93.0 | 93.0 |
| GE 900 | 23.9 | 63.6 | 69.1 | 83.5 | 87.1 | 90.8 | 91.5 | 93.4 | 94.1 | 94.5 | 95.2 | 95.2 | 95.6 | 95.6 | 95.6 | 95.6 |
| GE 800 | 23.9 | 63.6 | 69.1 | 83.5 | 87.5 | 91.9 | 92.6 | 94.5 | 95.2 | 95.6 | 96.3 | 96.3 | 96.7 | 96.7 | 96.7 | 96.7 |
| GE 700 | 23.9 | 63.6 | 69.1 | 83.8 | 88.2 | 92.6 | 93.4 | 95.2 | 96.3 | 96.7 | 97.4 | 97.4 | 97.8 | 97.8 | 97.8 | 97.8 |
| GE 600 | 23.9 | 63.6 | 69.1 | 83.8 | 88.6 | 93.0 | 94.1 | 96.0 | 97.4 | 97.8 | 98.5 | 98.5 | 98.9 | 98.9 | 98.9 | 98.9 |
| GE 500 | 23.9 | 63.6 | 69.1 | 83.8 | 88.6 | 93.0 | 94.1 | 96.0 | 97.4 | 97.8 | 98.5 | 98.5 | 98.9 | 98.9 | 98.9 | 98.9 |
| GE 400 | 23.9 | 63.6 | 69.1 | 83.8 | 88.6 | 93.0 | 94.1 | 96.0 | 97.4 | 97.8 | 98.5 | 98.5 | 98.9 | 98.9 | 98.9 | 98.9 |
| GE 300 | 23.9 | 63.6 | 69.1 | 83.8 | 88.6 | 93.0 | 94.1 | 96.0 | 97.4 | 97.8 | 98.5 | 98.5 | 98.9 | 98.9 | 98.9 | 98.9 |
| GE 200 | 23.9 | 63.6 | 69.1 | 83.8 | 88.6 | 93.0 | 94.1 | 96.0 | 97.4 | 97.8 | 98.5 | 98.5 | 98.9 | 98.9 | 98.9 | 98.9 |
| GE 100 | 23.9 | 63.6 | 69.1 | 83.8 | 88.6 | 93.0 | 94.1 | 96.0 | 97.4 | 97.8 | 98.5 | 98.5 | 98.9 | 98.9 | 98.9 | 100.0 |
| GE 0 | 23.9 | 63.6 | 69.1 | 83.8 | 88.6 | 93.0 | 94.1 | 96.0 | 97.4 | 97.8 | 98.5 | 98.5 | 98.9 | 98.9 | 98.9 | 100.0 |

TOTAL NUMBER OF OBSERVATIONS: 272

GLOBAL CLIMATOLOGY BRANCH
USAFETAC
AIR WEATHER SERVICE/MAC

PERCENTAGE FREQUENCY OF OCCURRENCE OF CEILING VERSUS VISIBILITY
FROM HOURLY OBSERVATIONS

STATION NUMBER: 22550C STATION NAME: ARKHANGELSK USSR PERIOD OF RECORD: 78-87
MONTH: FEB HOURS(LST): 0300-0500

| CEILING IN FEET | VISIBILITY IN STATUTE MILES | | | | | | | | | | | | | | | |
|---|---|---|---|---|---|---|---|---|---|---|---|---|---|---|---|---|
| | GE 10 | GE 6 | GE 5 | GE 4 | GE 3 | GE 2 1/2 | GE 2 | GE 1 1/2 | GE 1 1/4 | GE 1 | GE 3/4 | GE 5/8 | GE 1/2 | GE 5/16 | GE 1/4 | GE 0 |
| NO CEIL | 11.1 | 21.8 | 25.1 | 26.9 | 26.9 | 26.9 | 26.9 | 27.3 | 27.3 | 27.3 | 28.0 | 28.0 | 28.0 | 28.0 | 28.0 | 28.0 |
| GE 20000 | 13.3 | 25.8 | 29.9 | 31.7 | 32.1 | 32.5 | 32.5 | 32.8 | 32.8 | 32.8 | 33.6 | 33.6 | 33.6 | 33.9 | 33.9 | 33.9 |
| GE 18000 | 13.3 | 25.8 | 29.9 | 31.7 | 32.1 | 32.5 | 32.5 | 32.8 | 32.8 | 32.8 | 33.6 | 33.6 | 33.6 | 33.9 | 33.9 | 33.9 |
| GE 16000 | 13.3 | 25.8 | 29.9 | 31.7 | 32.1 | 32.5 | 32.5 | 32.8 | 32.8 | 32.8 | 33.6 | 33.6 | 33.6 | 33.9 | 33.9 | 33.9 |
| GE 14000 | 13.3 | 25.8 | 29.9 | 31.7 | 32.1 | 32.5 | 32.5 | 32.8 | 32.8 | 32.8 | 33.6 | 33.6 | 33.6 | 33.9 | 33.9 | 33.9 |
| GE 12000 | 13.3 | 25.8 | 29.9 | 31.7 | 32.1 | 32.5 | 32.5 | 32.8 | 32.8 | 32.8 | 33.6 | 33.6 | 33.6 | 33.9 | 33.9 | 33.9 |
| GE 10000 | 18.5 | 38.0 | 44.3 | 48.7 | 50.9 | 53.1 | 53.5 | 53.9 | 53.9 | 53.9 | 54.6 | 54.6 | 54.6 | 55.0 | 55.4 | 55.4 |
| GE 9000 | 18.5 | 38.0 | 44.3 | 48.7 | 50.9 | 53.1 | 53.5 | 53.9 | 53.9 | 53.9 | 54.6 | 54.6 | 54.6 | 55.0 | 55.4 | 55.4 |
| GE 8000 | 18.5 | 38.0 | 44.3 | 48.7 | 50.9 | 53.1 | 53.5 | 53.9 | 53.9 | 53.9 | 54.6 | 54.6 | 54.6 | 55.0 | 55.4 | 55.4 |
| GE 7000 | 18.5 | 38.0 | 44.3 | 48.7 | 50.9 | 53.1 | 53.5 | 53.9 | 53.9 | 53.9 | 54.6 | 54.6 | 54.6 | 55.0 | 55.4 | 55.4 |
| GE 6000 | 18.5 | 38.0 | 44.3 | 48.7 | 50.9 | 53.1 | 53.5 | 53.9 | 53.9 | 53.9 | 54.6 | 54.6 | 54.6 | 55.0 | 55.4 | 55.4 |
| GE 5000 | 18.5 | 38.4 | 44.6 | 49.1 | 51.3 | 53.5 | 53.9 | 54.2 | 54.2 | 54.2 | 55.0 | 55.0 | 55.0 | 55.4 | 55.7 | 55.7 |
| GE 4500 | 18.5 | 38.4 | 44.6 | 49.1 | 51.3 | 53.5 | 53.9 | 54.2 | 54.2 | 54.2 | 55.0 | 55.0 | 55.0 | 55.4 | 55.7 | 55.7 |
| GE 4000 | 18.5 | 39.1 | 45.4 | 49.8 | 52.0 | 54.2 | 54.6 | 55.0 | 55.0 | 55.0 | 55.7 | 55.7 | 55.7 | 56.1 | 56.5 | 56.5 |
| GE 3500 | 18.5 | 39.1 | 45.4 | 49.8 | 52.0 | 54.2 | 54.6 | 55.0 | 55.0 | 55.0 | 55.7 | 55.7 | 55.7 | 56.1 | 56.5 | 56.5 |
| GE 3000 | 19.2 | 39.9 | 46.5 | 50.9 | 53.1 | 55.4 | 55.7 | 56.1 | 56.1 | 56.1 | 56.8 | 56.8 | 56.8 | 57.2 | 57.6 | 57.6 |
| GE 2500 | 19.9 | 42.8 | 49.9 | 54.2 | 56.5 | 58.7 | 59.0 | 59.4 | 59.4 | 59.4 | 60.1 | 60.1 | 60.1 | 60.5 | 60.9 | 60.9 |
| GE 2000 | 20.7 | 45.8 | 52.8 | 59.0 | 61.3 | 63.5 | 63.8 | 64.2 | 64.2 | 64.2 | 64.9 | 64.9 | 64.9 | 65.3 | 65.7 | 65.7 |
| GE 1800 | 21.4 | 47.2 | 54.6 | 61.3 | 63.8 | 66.1 | 66.4 | 66.8 | 66.8 | 66.8 | 67.5 | 67.5 | 67.5 | 67.9 | 68.3 | 68.3 |
| GE 1500 | 22.5 | 50.6 | 58.7 | 65.7 | 69.0 | 71.2 | 72.0 | 72.7 | 72.7 | 72.7 | 73.4 | 73.4 | 73.4 | 73.8 | 74.2 | 74.2 |
| GE 1200 | 24.0 | 56.1 | 66.4 | 76.8 | 81.5 | 83.8 | 84.9 | 85.6 | 86.3 | 86.3 | 87.1 | 87.1 | 87.1 | 87.5 | 87.8 | 87.8 |
| GE 1000 | 24.7 | 57.9 | 69.7 | 81.5 | 86.7 | 90.0 | 91.9 | 92.6 | 93.7 | 94.1 | 94.8 | 94.8 | 94.8 | 95.2 | 95.6 | 95.6 |
| GE 900 | 24.7 | 57.9 | 69.7 | 81.5 | 86.7 | 90.4 | 92.3 | 93.0 | 94.1 | 94.5 | 95.2 | 95.2 | 95.2 | 95.6 | 95.9 | 95.9 |
| GE 800 | 24.7 | 57.9 | 70.1 | 82.3 | 87.5 | 91.1 | 93.0 | 93.7 | 94.8 | 95.2 | 95.9 | 95.9 | 95.9 | 96.3 | 96.7 | 96.7 |
| GE 700 | 24.7 | 59.0 | 71.2 | 83.4 | 88.6 | 92.3 | 94.1 | 94.8 | 95.9 | 96.3 | 97.0 | 97.0 | 97.0 | 97.4 | 97.8 | 97.8 |
| GE 600 | 24.7 | 59.0 | 71.2 | 83.4 | 88.6 | 92.3 | 94.5 | 95.6 | 96.7 | 97.0 | 97.8 | 97.8 | 97.8 | 98.2 | 98.5 | 98.5 |
| GE 500 | 24.7 | 59.0 | 71.2 | 83.4 | 88.6 | 92.3 | 94.5 | 95.6 | 96.7 | 97.0 | 97.8 | 97.8 | 97.8 | 98.2 | 98.5 | 98.5 |
| GE 400 | 24.7 | 59.0 | 71.2 | 83.4 | 88.6 | 92.3 | 94.5 | 95.6 | 96.7 | 97.0 | 97.8 | 97.8 | 97.8 | 98.2 | 98.5 | 98.5 |
| GE 300 | 24.7 | 59.0 | 71.2 | 83.4 | 88.6 | 92.3 | 94.5 | 95.6 | 96.7 | 97.0 | 97.8 | 97.8 | 97.8 | 98.2 | 98.5 | 98.5 |
| GE 200 | 24.7 | 59.0 | 71.2 | 83.4 | 88.6 | 92.3 | 94.5 | 95.6 | 96.7 | 97.0 | 97.8 | 97.8 | 97.8 | 98.5 | 98.9 | 98.9 |
| GE 100 | 24.7 | 59.0 | 71.2 | 83.4 | 88.6 | 92.3 | 94.5 | 95.6 | 96.7 | 97.0 | 97.8 | 97.8 | 97.8 | 98.5 | 99.3 | 100.0 |
| GE 0 | 24.7 | 59.0 | 71.2 | 83.4 | 88.6 | 92.3 | 94.5 | 95.6 | 96.7 | 97.0 | 97.8 | 97.8 | 97.8 | 98.5 | 99.3 | 100.0 |

TOTAL NUMBER OF OBSERVATIONS: 271

GLOBAL CLIMATOLOGY BRANCH
USAFETAC
AIR WEATHER SERVICE/MAC

PERCENTAGE FREQUENCY OF OCCURRENCE OF CEILING VERSUS VISIBILITY
FROM HOURLY OBSERVATIONS

STATION NUMBER: 22550C STATION NAME: ARKHANGELSK USSR

PERIOD OF RECORD: 78-87
MONTH: FEB HOURS(LST): 0600-0800

| CEILING IN FEET | VISIBILITY IN STATUTE MILES | | | | | | | | | | | | | | | |
|---|---|---|---|---|---|---|---|---|---|---|---|---|---|---|---|---|
| | GE 10 | GE 6 | GE 5 | GE 4 | GE 3 | GE 2 1/2 | GE 2 | GE 1 1/2 | GE 1 1/4 | GE 1 | GE 3/4 | GE 5/8 | GE 1/2 | GE 5/16 | GE 1/4 | GE 0 |
| NO CEIL | 8.3 | 20.9 | 22.0 | 23.6 | 23.9 | 24.6 | 24.6 | 24.6 | 25.0 | 25.0 | 25.0 | 25.0 | 25.0 | 25.0 | 25.4 | 25.4 |
| GE 20000 | 12.7 | 25.4 | 26.9 | 29.1 | 29.9 | 30.6 | 30.6 | 30.6 | 31.3 | 31.3 | 31.7 | 31.7 | 31.7 | 31.7 | 32.1 | 32.1 |
| GE 18000 | 12.7 | 25.4 | 26.9 | 29.1 | 29.9 | 30.6 | 30.6 | 30.6 | 31.3 | 31.3 | 31.7 | 31.7 | 31.7 | 31.7 | 32.1 | 32.1 |
| GE 16000 | 12.7 | 25.4 | 26.9 | 29.1 | 29.9 | 30.6 | 30.6 | 30.6 | 31.3 | 31.3 | 31.7 | 31.7 | 31.7 | 31.7 | 32.1 | 32.1 |
| GE 14000 | 12.7 | 25.4 | 26.9 | 29.1 | 29.9 | 30.6 | 30.6 | 30.6 | 31.3 | 31.3 | 31.7 | 31.7 | 31.7 | 31.7 | 32.1 | 32.1 |
| GE 12000 | 12.7 | 25.4 | 26.9 | 29.1 | 29.9 | 30.6 | 30.6 | 30.6 | 31.3 | 31.3 | 31.7 | 31.7 | 31.7 | 31.7 | 32.1 | 32.1 |
| GE 10000 | 17.5 | 37.3 | 39.6 | 45.9 | 47.8 | 49.6 | 50.0 | 50.0 | 50.7 | 50.7 | 51.5 | 51.5 | 51.5 | 51.5 | 51.9 | 51.9 |
| GE 9000 | 17.5 | 37.3 | 39.6 | 45.9 | 47.8 | 49.6 | 50.0 | 50.0 | 50.7 | 50.7 | 51.5 | 51.5 | 51.5 | 51.5 | 51.9 | 51.9 |
| GE 8000 | 17.5 | 37.3 | 39.6 | 45.9 | 47.8 | 49.6 | 50.0 | 50.0 | 50.7 | 50.7 | 51.5 | 51.5 | 51.5 | 51.5 | 51.9 | 51.9 |
| GE 7000 | 17.5 | 37.3 | 39.6 | 45.9 | 47.8 | 49.6 | 50.0 | 50.0 | 50.7 | 50.7 | 51.5 | 51.5 | 51.5 | 51.5 | 51.9 | 51.9 |
| GE 6000 | 17.5 | 37.3 | 39.6 | 45.9 | 47.8 | 49.6 | 50.0 | 50.0 | 50.7 | 50.7 | 51.5 | 51.5 | 51.5 | 51.5 | 51.9 | 51.9 |
| GE 5000 | 17.5 | 37.3 | 39.6 | 45.9 | 47.8 | 49.6 | 50.0 | 50.0 | 50.7 | 50.7 | 51.5 | 51.5 | 51.5 | 51.5 | 51.9 | 51.9 |
| GE 4500 | 17.9 | 38.1 | 40.3 | 46.6 | 48.5 | 50.4 | 50.7 | 50.7 | 51.5 | 51.5 | 52.2 | 52.2 | 52.2 | 52.2 | 52.6 | 52.6 |
| GE 4000 | 17.9 | 38.4 | 40.7 | 47.0 | 48.9 | 50.7 | 51.1 | 51.1 | 51.9 | 51.9 | 52.6 | 52.6 | 52.6 | 52.6 | 53.0 | 53.0 |
| GE 3500 | 18.3 | 39.9 | 42.2 | 48.5 | 50.4 | 52.2 | 52.6 | 52.6 | 53.4 | 53.4 | 54.1 | 54.1 | 54.1 | 54.1 | 54.5 | 54.5 |
| GE 3000 | 18.3 | 39.9 | 42.2 | 48.9 | 50.7 | 52.6 | 53.0 | 53.0 | 53.7 | 53.7 | 54.5 | 54.5 | 54.5 | 54.5 | 54.9 | 54.9 |
| GE 2500 | 18.7 | 40.3 | 42.9 | 49.6 | 51.9 | 53.7 | 54.1 | 54.1 | 54.9 | 54.9 | 55.6 | 55.6 | 55.6 | 55.6 | 56.0 | 56.0 |
| GE 2000 | 19.8 | 44.4 | 47.4 | 55.2 | 57.8 | 60.1 | 60.4 | 60.4 | 61.2 | 61.2 | 61.9 | 61.9 | 61.9 | 61.9 | 62.3 | 62.3 |
| GE 1800 | 20.1 | 46.3 | 49.6 | 57.8 | 61.2 | 63.4 | 63.8 | 63.8 | 64.6 | 64.6 | 65.3 | 65.3 | 65.3 | 65.3 | 65.7 | 65.7 |
| GE 1500 | 20.9 | 50.7 | 54.9 | 64.9 | 68.7 | 70.9 | 71.3 | 71.6 | 72.4 | 72.4 | 73.1 | 73.1 | 73.1 | 73.1 | 73.5 | 73.5 |
| GE 1200 | 23.1 | 60.1 | 64.9 | 76.9 | 82.1 | 85.1 | 85.8 | 86.9 | 87.7 | 87.7 | 88.4 | 88.4 | 88.4 | 88.4 | 88.8 | 88.8 |
| GE 1000 | 23.1 | 60.8 | 66.6 | 79.9 | 86.9 | 89.9 | 91.0 | 92.5 | 93.3 | 93.3 | 94.0 | 94.0 | 94.0 | 94.0 | 94.4 | 94.4 |
| GE 900 | 23.1 | 61.2 | 67.2 | 80.2 | 87.3 | 90.3 | 91.4 | 92.9 | 93.7 | 93.7 | 94.4 | 94.4 | 94.4 | 94.4 | 94.8 | 94.8 |
| GE 800 | 23.1 | 62.3 | 68.3 | 81.3 | 88.8 | 91.8 | 92.9 | 94.4 | 95.5 | 95.5 | 96.3 | 96.3 | 96.3 | 96.3 | 96.6 | 96.6 |
| GE 700 | 23.1 | 62.7 | 69.0 | 82.1 | 89.6 | 92.5 | 94.0 | 95.9 | 97.0 | 97.0 | 97.8 | 97.8 | 97.8 | 97.8 | 98.1 | 98.1 |
| GE 600 | 23.1 | 62.7 | 69.4 | 82.5 | 89.9 | 92.9 | 94.4 | 96.3 | 97.4 | 97.4 | 98.1 | 98.1 | 98.1 | 98.1 | 98.5 | 98.5 |
| GE 500 | 23.1 | 62.7 | 69.4 | 82.5 | 89.9 | 92.9 | 94.4 | 96.3 | 97.4 | 97.4 | 98.1 | 98.1 | 98.1 | 98.1 | 98.5 | 98.5 |
| GE 400 | 23.1 | 62.7 | 69.4 | 82.5 | 89.9 | 92.9 | 94.4 | 96.3 | 97.4 | 97.4 | 98.5 | 98.5 | 98.5 | 98.5 | 98.9 | 98.9 |
| GE 300 | 23.1 | 62.7 | 69.4 | 82.5 | 89.9 | 92.9 | 94.4 | 96.3 | 97.4 | 97.4 | 98.5 | 98.5 | 98.5 | 98.5 | 98.9 | 98.9 |
| GE 200 | 23.1 | 62.7 | 69.4 | 82.5 | 89.9 | 92.9 | 94.4 | 96.3 | 97.4 | 97.4 | 98.5 | 98.5 | 98.9 | 98.9 | 99.3 | 99.3 |
| GE 100 | 23.1 | 62.7 | 69.4 | 82.5 | 89.9 | 92.9 | 94.4 | 96.3 | 97.4 | 97.4 | 98.5 | 98.5 | 98.9 | 98.9 | 99.6 | 100.0 |
| GE 0 | 23.1 | 62.7 | 69.4 | 82.5 | 89.9 | 92.9 | 94.4 | 96.3 | 97.4 | 97.4 | 98.5 | 98.5 | 98.9 | 98.9 | 99.6 | 100.0 |

TOTAL NUMBER OF OBSERVATIONS: 268

GLOBAL CLIMATOLOGY BRANCH
USAFETAC
AIR WEATHER SERVICE/MAC

PERCENTAGE FREQUENCY OF OCCURRENCE OF CEILING VERSUS VISIBILITY
FROM HOURLY OBSERVATIONS

STATION NUMBER: 22550C STATION NAME: ARKHANGELSK USSR

PERIOD OF RECORD: 78-87
MONTH: FEB HOURS(LST): 0900-1100

| CEILING IN FEET | VISIBILITY IN STATUTE MILES | | | | | | | | | | | | | | | |
|---|---|---|---|---|---|---|---|---|---|---|---|---|---|---|---|---|
| | GE 10 | GE 6 | GE 5 | GE 4 | GE 3 | GE 2 1/2 | GE 2 | GE 1 1/2 | GE 1 1/4 | GE 1 | GE 3/4 | GE 5/8 | GE 1/2 | GE 5/16 | GE 1/4 | GE 0 |
| NO CEIL | 6.5 | 11.4 | 12.6 | 13.4 | 13.4 | 13.4 | 13.8 | 13.8 | 13.8 | 14.2 | 14.6 | 14.6 | 14.6 | 14.6 | 14.6 | 15.0 |
| GE 20000 | 10.6 | 19.1 | 20.7 | 22.0 | 22.4 | 22.8 | 23.2 | 23.6 | 23.6 | 24.0 | 24.8 | 24.8 | 24.8 | 24.8 | 24.8 | 25.2 |
| GE 18000 | 10.6 | 19.1 | 20.7 | 22.0 | 22.4 | 22.8 | 23.2 | 23.6 | 23.6 | 24.0 | 24.8 | 24.8 | 24.8 | 24.8 | 24.8 | 25.2 |
| GE 16000 | 10.6 | 19.1 | 20.7 | 22.0 | 22.4 | 22.8 | 23.2 | 23.6 | 23.6 | 24.0 | 24.8 | 24.8 | 24.8 | 24.8 | 24.8 | 25.2 |
| GE 14000 | 10.6 | 19.1 | 20.7 | 22.0 | 22.4 | 22.8 | 23.2 | 23.6 | 23.6 | 24.0 | 24.8 | 24.8 | 24.8 | 24.8 | 24.8 | 25.2 |
| GE 12000 | 10.6 | 19.1 | 20.7 | 22.0 | 22.4 | 22.8 | 23.2 | 23.6 | 23.6 | 24.0 | 24.8 | 24.8 | 24.8 | 24.8 | 24.8 | 25.2 |
| GE 10000 | 16.3 | 34.1 | 38.6 | 44.3 | 45.1 | 47.2 | 48.0 | 48.8 | 49.2 | 50.0 | 50.8 | 50.8 | 50.8 | 50.8 | 50.8 | 51.2 |
| GE 9000 | 16.3 | 34.1 | 38.6 | 44.3 | 45.1 | 47.2 | 48.0 | 48.8 | 49.2 | 50.0 | 50.8 | 50.8 | 50.8 | 50.8 | 50.8 | 51.2 |
| GE 8000 | 16.3 | 34.1 | 38.6 | 44.3 | 45.1 | 47.2 | 48.0 | 48.8 | 49.2 | 50.0 | 50.8 | 50.8 | 50.8 | 50.8 | 50.8 | 51.2 |
| GE 7000 | 16.3 | 34.1 | 38.6 | 44.3 | 45.1 | 47.2 | 48.0 | 48.8 | 49.2 | 50.0 | 50.8 | 50.8 | 50.8 | 50.8 | 50.8 | 51.2 |
| GE 6000 | 16.3 | 34.1 | 38.6 | 44.3 | 45.1 | 47.2 | 48.0 | 48.8 | 49.2 | 50.0 | 50.8 | 50.8 | 50.8 | 50.8 | 50.8 | 51.2 |
| GE 5000 | 16.3 | 34.1 | 38.6 | 44.3 | 45.1 | 47.2 | 48.0 | 48.8 | 49.2 | 50.0 | 50.8 | 50.8 | 50.8 | 50.8 | 50.8 | 51.2 |
| GE 4500 | 16.3 | 34.1 | 38.6 | 44.3 | 45.1 | 47.2 | 48.0 | 48.8 | 49.2 | 50.0 | 50.8 | 50.8 | 50.8 | 50.8 | 50.8 | 51.2 |
| GE 4000 | 16.7 | 34.6 | 39.0 | 44.7 | 45.5 | 47.6 | 48.4 | 49.2 | 49.6 | 50.4 | 51.2 | 51.2 | 51.2 | 51.2 | 51.2 | 51.6 |
| GE 3500 | 16.7 | 34.6 | 39.0 | 44.7 | 45.5 | 47.6 | 48.4 | 49.2 | 49.6 | 50.4 | 51.2 | 51.2 | 51.2 | 51.2 | 51.2 | 51.6 |
| GE 3000 | 17.1 | 35.4 | 39.8 | 45.9 | 46.7 | 48.8 | 49.6 | 50.4 | 50.8 | 51.6 | 52.4 | 52.4 | 52.4 | 52.4 | 52.4 | 52.8 |
| GE 2500 | 17.9 | 36.6 | 41.5 | 47.6 | 48.4 | 50.4 | 51.2 | 52.0 | 52.4 | 53.3 | 54.1 | 54.1 | 54.1 | 54.1 | 54.1 | 54.5 |
| GE 2000 | 18.7 | 38.6 | 43.5 | 50.8 | 52.8 | 54.9 | 56.5 | 57.7 | 58.1 | 58.9 | 59.8 | 59.8 | 59.8 | 59.8 | 59.8 | 60.2 |
| GE 1800 | 19.5 | 41.9 | 47.2 | 54.5 | 56.9 | 56.9 | 60.6 | 61.8 | 62.2 | 63.0 | 63.8 | 63.8 | 63.8 | 63.8 | 63.8 | 64.2 |
| GE 1600 | 20.3 | 44.7 | 50.4 | 58.5 | 61.4 | 63.8 | 65.4 | 67.1 | 67.5 | 68.3 | 69.1 | 69.1 | 69.1 | 69.1 | 69.1 | 69.5 |
| GE 1400 | 21.5 | 51.2 | 58.9 | 69.9 | 76.0 | 79.7 | 81.3 | 83.7 | 84.6 | 85.4 | 86.2 | 86.2 | 86.2 | 86.2 | 86.2 | 86.6 |
| GE 1200 | 22.0 | 53.7 | 61.4 | 73.2 | 79.7 | 84.6 | 86.2 | 88.6 | 89.8 | 90.7 | 92.3 | 92.3 | 92.3 | 92.3 | 92.3 | 92.7 |
| GE 1000 | 22.4 | 54.1 | 61.8 | 73.6 | 80.5 | 85.4 | 87.0 | 89.4 | 91.1 | 92.3 | 93.9 | 93.9 | 94.3 | 94.3 | 94.3 | 94.7 |
| GE 900 | 22.4 | 54.1 | 61.8 | 73.6 | 80.9 | 85.8 | 87.4 | 90.2 | 91.9 | 93.1 | 94.7 | 94.7 | 95.1 | 95.1 | 95.1 | 95.5 |
| GE 800 | 22.4 | 54.9 | 63.4 | 75.2 | 82.5 | 88.2 | 89.8 | 92.7 | 94.3 | 95.5 | 97.2 | 97.2 | 97.6 | 97.6 | 97.6 | 98.0 |
| GE 700 | 22.4 | 54.9 | 63.4 | 75.2 | 82.5 | 88.2 | 89.8 | 92.7 | 94.3 | 95.5 | 97.2 | 97.2 | 97.6 | 97.6 | 97.6 | 98.0 |
| GE 600 | 22.4 | 54.9 | 63.4 | 75.2 | 82.5 | 88.2 | 89.8 | 92.7 | 94.3 | 95.5 | 97.2 | 97.2 | 97.6 | 97.6 | 97.6 | 98.0 |
| GE 500 | 22.4 | 54.9 | 63.4 | 75.2 | 82.5 | 88.2 | 89.8 | 92.7 | 94.3 | 95.5 | 97.2 | 97.2 | 97.6 | 97.6 | 97.6 | 98.0 |
| GE 400 | 22.4 | 54.9 | 63.4 | 75.2 | 82.5 | 88.2 | 89.8 | 92.7 | 94.3 | 95.5 | 97.2 | 97.2 | 97.6 | 97.6 | 97.6 | 98.0 |
| GE 300 | 22.4 | 54.9 | 63.4 | 75.2 | 82.5 | 88.2 | 89.8 | 92.7 | 94.3 | 95.5 | 97.2 | 97.2 | 97.6 | 97.6 | 97.6 | 98.0 |
| GE 200 | 22.4 | 54.9 | 63.4 | 75.2 | 82.5 | 88.2 | 89.8 | 92.7 | 94.3 | 95.5 | 97.2 | 97.2 | 97.6 | 97.6 | 97.6 | 98.0 |
| GE 100 | 22.4 | 54.9 | 63.4 | 75.2 | 82.5 | 88.2 | 89.8 | 92.7 | 94.3 | 95.5 | 97.2 | 97.2 | 98.4 | 98.8 | 99.2 | 100.0 |
| GE 0 | 22.4 | 54.9 | 63.4 | 75.2 | 82.5 | 88.2 | 89.8 | 92.7 | 94.3 | 95.5 | 97.2 | 97.2 | 98.4 | 98.8 | 99.6 | 100.0 |

TOTAL NUMBER OF OBSERVATIONS: 246

GLOBAL CLIMATOLOGY BRANCH
USAFETAC
AIR WEATHER SERVICE/MAC

PERCENTAGE FREQUENCY OF OCCURRENCE OF CEILING VERSUS VISIBILITY
FROM HOURLY OBSERVATIONS

STATION NUMBER: 225500 STATION NAME: ARKHANGELSK USSR

PERIOD OF RECORD: 78-87
MONTH: FEB HOURS(LST): 1200-1400

| CEILING IN FEET | VISIBILITY IN STATUTE MILES | | | | | | | | | | | | | | | |
|---|---|---|---|---|---|---|---|---|---|---|---|---|---|---|---|---|
| | GE 10 | GE 6 | GE 5 | GE 4 | GE 3 | GE 2 1/2 | GE 2 | GE 1 1/2 | GE 1 1/4 | GE 1 | GE 3/4 | GE 5/8 | GE 1/2 | GE 5/16 | GE 1/4 | GE 0 |
| NO CEIL | 11.9 | 19.1 | 19.4 | 21.2 | 23.0 | 23.0 | 24.5 | 24.8 | 24.8 | 25.2 | 25.2 | 25.2 | 25.2 | 25.2 | 25.2 | 25.2 |
| GE 20000 | 15.1 | 26.6 | 28.4 | 31.3 | 33.1 | 33.1 | 34.5 | 35.3 | 35.3 | 36.0 | 36.3 | 36.3 | 36.3 | 36.3 | 36.3 | 36.3 |
| GE 18000 | 15.1 | 26.6 | 28.4 | 31.3 | 33.1 | 33.1 | 34.5 | 35.3 | 35.3 | 36.0 | 36.3 | 36.3 | 36.3 | 36.3 | 36.3 | 36.3 |
| GE 16000 | 15.1 | 26.6 | 28.4 | 31.3 | 33.1 | 33.1 | 34.5 | 35.3 | 35.3 | 36.0 | 36.3 | 36.3 | 36.3 | 36.3 | 36.3 | 36.3 |
| GE 14000 | 15.1 | 26.6 | 28.4 | 31.3 | 33.1 | 33.1 | 34.5 | 35.3 | 35.3 | 36.0 | 36.3 | 36.3 | 36.3 | 36.3 | 36.3 | 36.3 |
| GE 12000 | 15.1 | 26.6 | 28.4 | 31.3 | 33.1 | 33.1 | 34.5 | 35.3 | 35.3 | 36.0 | 36.3 | 36.3 | 36.3 | 36.3 | 36.3 | 36.3 |
| GE 10000 | 21.2 | 43.9 | 48.9 | 58.6 | 62.2 | 63.3 | 65.1 | 67.3 | 67.6 | 69.1 | 69.4 | 69.4 | 69.4 | 69.4 | 69.4 | 69.4 |
| GE 9000 | 21.2 | 43.9 | 48.9 | 58.6 | 62.2 | 63.3 | 65.1 | 67.3 | 67.6 | 69.1 | 69.4 | 69.4 | 69.4 | 69.4 | 69.4 | 69.4 |
| GE 8000 | 21.2 | 43.9 | 48.9 | 58.6 | 62.2 | 63.3 | 65.1 | 67.3 | 67.6 | 69.1 | 69.4 | 69.4 | 69.4 | 69.4 | 69.4 | 69.4 |
| GE 7000 | 21.2 | 43.9 | 48.9 | 58.6 | 62.2 | 63.3 | 65.1 | 67.3 | 67.6 | 69.1 | 69.4 | 69.4 | 69.4 | 69.4 | 69.4 | 69.4 |
| GE 6000 | 21.2 | 43.9 | 48.9 | 58.6 | 62.2 | 63.3 | 65.1 | 67.3 | 67.6 | 69.1 | 69.4 | 69.4 | 69.4 | 69.4 | 69.4 | 69.4 |
| GE 5000 | 21.2 | 43.9 | 48.9 | 58.6 | 62.2 | 63.3 | 65.1 | 67.3 | 67.6 | 69.1 | 69.4 | 69.4 | 69.4 | 69.8 | 69.8 | 69.8 |
| GE 4500 | 21.2 | 43.9 | 48.9 | 58.6 | 62.2 | 63.3 | 65.1 | 67.3 | 67.6 | 69.1 | 69.4 | 69.4 | 69.4 | 69.8 | 69.8 | 69.8 |
| GE 4000 | 21.6 | 44.2 | 49.3 | 59.0 | 62.6 | 63.7 | 65.5 | 67.6 | 68.0 | 69.4 | 69.8 | 69.8 | 69.8 | 70.1 | 70.1 | 70.1 |
| GE 3500 | 21.9 | 44.6 | 49.6 | 59.4 | 62.9 | 64.0 | 65.8 | 68.0 | 68.3 | 69.8 | 70.1 | 70.1 | 70.1 | 70.5 | 70.5 | 70.5 |
| GE 3000 | 21.9 | 45.3 | 50.4 | 60.1 | 63.7 | 64.7 | 66.5 | 68.7 | 69.1 | 70.5 | 70.9 | 70.9 | 70.9 | 71.2 | 71.2 | 71.2 |
| GE 2500 | 22.7 | 46.0 | 51.4 | 61.2 | 65.5 | 66.5 | 68.3 | 70.5 | 70.9 | 72.3 | 72.7 | 72.7 | 72.7 | 73.0 | 73.0 | 73.0 |
| GE 2000 | 22.7 | 49.3 | 54.7 | 65.1 | 69.6 | 70.9 | 72.7 | 75.2 | 75.5 | 77.0 | 77.3 | 77.3 | 77.3 | 77.7 | 77.7 | 77.7 |
| GE 1800 | 23.0 | 50.0 | 55.4 | 66.9 | 71.9 | 73.0 | 74.9 | 77.3 | 77.7 | 79.1 | 79.5 | 79.5 | 79.5 | 79.9 | 79.9 | 79.9 |
| GE 1600 | 23.0 | 53.2 | 59.0 | 70.5 | 75.5 | 76.6 | 78.4 | 80.9 | 81.3 | 83.1 | 83.5 | 83.5 | 83.5 | 83.8 | 83.8 | 83.8 |
| GE 1200 | 24.1 | 55.8 | 62.2 | 74.8 | 80.9 | 83.1 | 85.6 | 88.5 | 89.2 | 92.4 | 92.8 | 92.8 | 92.8 | 93.2 | 93.2 | 93.2 |
| GE 1000 | 24.1 | 56.8 | 64.0 | 78.4 | 85.3 | 87.4 | 89.9 | 92.8 | 93.5 | 97.1 | 97.5 | 97.5 | 97.5 | 97.8 | 97.8 | 97.8 |
| GE 900 | 24.1 | 57.2 | 64.4 | 78.8 | 85.6 | 87.8 | 90.3 | 93.2 | 93.9 | 97.5 | 97.8 | 97.8 | 97.8 | 98.2 | 98.2 | 98.2 |
| GE 800 | 24.5 | 57.6 | 64.7 | 79.1 | 86.0 | 88.1 | 90.6 | 93.5 | 94.2 | 98.2 | 98.6 | 98.6 | 98.6 | 98.9 | 98.9 | 98.9 |
| GE 700 | 24.5 | 57.6 | 64.7 | 79.1 | 86.3 | 88.5 | 91.0 | 93.9 | 94.6 | 98.6 | 98.9 | 98.9 | 98.9 | 99.3 | 99.3 | 99.3 |
| GE 600 | 24.5 | 57.6 | 64.7 | 79.1 | 86.3 | 88.5 | 91.0 | 93.9 | 94.6 | 98.6 | 98.9 | 98.9 | 98.9 | 99.3 | 99.3 | 99.3 |
| GE 500 | 24.5 | 57.6 | 64.7 | 79.1 | 86.3 | 88.5 | 91.0 | 93.9 | 94.6 | 98.6 | 98.9 | 98.9 | 98.9 | 99.3 | 99.3 | 99.3 |
| GE 400 | 24.5 | 57.6 | 64.7 | 79.1 | 86.3 | 88.5 | 91.0 | 93.9 | 94.6 | 98.6 | 98.9 | 98.9 | 98.9 | 99.3 | 99.3 | 99.3 |
| GE 300 | 24.5 | 57.6 | 64.7 | 79.1 | 86.3 | 88.5 | 91.0 | 93.9 | 94.6 | 98.6 | 98.9 | 98.9 | 98.9 | 99.3 | 99.3 | 99.3 |
| GE 200 | 24.5 | 57.6 | 64.7 | 79.1 | 86.3 | 88.5 | 91.0 | 93.9 | 94.6 | 98.6 | 98.9 | 98.9 | 98.9 | 99.3 | 99.3 | 99.3 |
| GE 100 | 24.5 | 57.6 | 64.7 | 79.1 | 86.3 | 88.5 | 91.0 | 93.9 | 94.6 | 98.6 | 98.9 | 98.9 | 98.9 | 99.3 | 99.3 | 100.0 |
| GE 0 | 24.5 | 57.6 | 64.7 | 79.1 | 86.3 | 88.5 | 91.0 | 93.9 | 94.6 | 98.6 | 98.9 | 98.9 | 98.9 | 99.3 | 99.3 | 100.0 |

TOTAL NUMBER OF OBSERVATIONS: 278

GLOBAL CLIMATOLOGY BRANCH
USAFETAC
AIR WEATHER SERVICE/MAC

PERCENTAGE FREQUENCY OF OCCURRENCE OF CEILING VERSUS VISIBILITY
FROM HOURLY OBSERVATIONS

STATION NUMBER: 225500 STATION NAME: ARKHANGELSK USSR PERIOD OF RECORD: 78-87
MONTH: FEB HOURS(LST): 1500-1700

| CEILING IN FEET | VISIBILITY IN STATUTE MILES | | | | | | | | | | | | | | | |
|---|---|---|---|---|---|---|---|---|---|---|---|---|---|---|---|---|
| | GE 10 | GE 6 | GE 5 | GE 4 | GE 3 | GE 2 1/2 | GE 2 | GE 1 1/2 | GE 1 1/4 | GE 1 | GE 3/4 | GE 5/8 | GE 1/2 | GE 5/16 | GE 1/4 | GE 0 |
| NO CEIL | 12.2 | 20.7 | 21.5 | 23.0 | 23.3 | 23.3 | 24.1 | 24.1 | 24.4 | 24.8 | 25.2 | 25.2 | 25.2 | 25.2 | 25.2 | 25.2 |
| GE 25000 | 17.4 | 31.1 | 32.6 | 34.4 | 34.8 | 35.2 | 36.3 | 36.3 | 36.7 | 37.0 | 37.4 | 37.4 | 37.4 | 37.4 | 37.4 | 37.4 |
| GE 18000 | 17.4 | 31.1 | 32.6 | 34.4 | 34.8 | 35.2 | 36.3 | 36.3 | 36.7 | 37.0 | 37.4 | 37.4 | 37.4 | 37.4 | 37.4 | 37.4 |
| GE 16000 | 17.4 | 31.1 | 32.6 | 34.4 | 34.8 | 35.2 | 36.3 | 36.3 | 36.7 | 37.0 | 37.4 | 37.4 | 37.4 | 37.4 | 37.4 | 37.4 |
| GE 14000 | 17.4 | 31.1 | 32.6 | 34.4 | 34.8 | 35.2 | 36.3 | 36.3 | 36.7 | 37.0 | 37.4 | 37.4 | 37.4 | 37.4 | 37.4 | 37.4 |
| GE 12000 | 17.4 | 31.1 | 32.6 | 34.4 | 34.8 | 35.2 | 36.3 | 36.3 | 36.7 | 37.0 | 37.4 | 37.4 | 37.4 | 37.4 | 37.4 | 37.4 |
| GE 10000 | 25.9 | 50.7 | 54.8 | 61.1 | 65.2 | 65.9 | 67.0 | 67.4 | 68.1 | 68.5 | 68.9 | 68.9 | 68.9 | 68.9 | 68.9 | 68.9 |
| GE 9000 | 25.9 | 50.7 | 54.8 | 61.1 | 65.2 | 65.9 | 67.0 | 67.4 | 68.1 | 68.5 | 68.9 | 68.9 | 68.9 | 68.9 | 68.9 | 68.9 |
| GE 8000 | 26.3 | 51.1 | 55.2 | 61.5 | 65.6 | 66.3 | 67.4 | 67.8 | 68.5 | 68.9 | 69.3 | 69.3 | 69.3 | 69.3 | 69.3 | 69.3 |
| GE 7000 | 26.3 | 51.1 | 55.2 | 61.5 | 65.6 | 66.3 | 67.4 | 67.8 | 68.5 | 68.9 | 69.3 | 69.3 | 69.3 | 69.3 | 69.3 | 69.3 |
| GE 6000 | 26.3 | 51.1 | 55.2 | 61.5 | 65.6 | 66.3 | 67.4 | 67.8 | 68.5 | 68.9 | 69.3 | 69.3 | 69.3 | 69.3 | 69.3 | 69.3 |
| GE 5000 | 26.3 | 51.1 | 55.2 | 61.5 | 65.6 | 66.3 | 67.4 | 67.8 | 68.5 | 68.9 | 69.3 | 69.3 | 69.3 | 69.3 | 69.3 | 69.3 |
| GE 4500 | 26.3 | 51.1 | 55.2 | 61.5 | 65.6 | 66.3 | 67.4 | 67.8 | 68.5 | 68.9 | 69.3 | 69.3 | 69.3 | 69.3 | 69.3 | 69.3 |
| GE 4000 | 27.0 | 51.9 | 55.9 | 62.2 | 66.3 | 67.0 | 68.1 | 68.5 | 69.3 | 69.6 | 70.0 | 70.0 | 70.0 | 70.0 | 70.0 | 70.0 |
| GE 3500 | 27.8 | 52.6 | 56.7 | 63.0 | 67.0 | 67.8 | 68.9 | 69.3 | 70.0 | 70.4 | 70.7 | 70.7 | 70.7 | 70.7 | 70.7 | 70.7 |
| GE 3000 | 27.8 | 52.6 | 56.7 | 63.0 | 67.0 | 67.8 | 68.9 | 69.3 | 70.0 | 70.4 | 70.7 | 70.7 | 70.7 | 70.7 | 70.7 | 70.7 |
| GE 2500 | 28.5 | 54.8 | 58.9 | 65.2 | 69.3 | 70.0 | 71.1 | 71.5 | 72.6 | 73.0 | 73.3 | 73.3 | 73.3 | 73.3 | 73.3 | 73.3 |
| GE 2000 | 28.9 | 56.3 | 60.7 | 67.4 | 71.9 | 72.6 | 73.7 | 74.1 | 75.2 | 75.9 | 76.3 | 76.3 | 76.3 | 76.3 | 76.3 | 76.3 |
| GE 1800 | 29.6 | 58.1 | 63.0 | 70.0 | 75.2 | 75.9 | 77.0 | 77.4 | 78.5 | 79.3 | 79.6 | 79.6 | 79.6 | 79.6 | 79.6 | 79.6 |
| GE 1500 | 30.7 | 62.2 | 67.0 | 74.4 | 80.0 | 81.1 | 82.2 | 83.0 | 84.1 | 84.8 | 85.2 | 85.2 | 85.2 | 85.2 | 85.2 | 85.2 |
| GE 1200 | 31.1 | 65.2 | 70.0 | 80.4 | 87.0 | 88.9 | 90.0 | 91.1 | 92.6 | 94.1 | 94.4 | 94.4 | 94.8 | 94.8 | 94.8 | 94.8 |
| GE 1000 | 31.1 | 66.3 | 71.1 | 82.2 | 88.9 | 90.7 | 91.9 | 93.0 | 94.4 | 96.3 | 96.7 | 96.7 | 97.0 | 97.0 | 97.0 | 97.0 |
| GE 900 | 31.1 | 66.3 | 71.1 | 82.2 | 88.9 | 90.7 | 91.9 | 93.0 | 94.4 | 96.7 | 97.0 | 97.0 | 97.4 | 97.4 | 97.4 | 97.4 |
| GE 800 | 31.1 | 66.7 | 71.5 | 82.6 | 89.6 | 91.5 | 92.6 | 93.7 | 95.2 | 97.4 | 97.8 | 97.8 | 98.1 | 98.1 | 98.1 | 98.1 |
| GE 700 | 31.1 | 66.7 | 71.5 | 83.0 | 90.0 | 91.9 | 93.0 | 94.1 | 95.6 | 97.8 | 98.1 | 98.1 | 98.5 | 98.5 | 98.5 | 98.5 |
| GE 600 | 31.1 | 66.7 | 71.5 | 83.0 | 90.0 | 91.9 | 93.0 | 94.1 | 95.6 | 97.8 | 98.1 | 98.1 | 98.5 | 98.5 | 98.5 | 98.5 |
| GE 500 | 31.1 | 66.7 | 71.5 | 83.3 | 90.4 | 92.2 | 93.3 | 94.4 | 95.9 | 98.1 | 98.5 | 98.5 | 98.9 | 98.9 | 98.9 | 98.9 |
| GE 400 | 31.1 | 66.7 | 71.9 | 83.7 | 90.7 | 92.6 | 94.1 | 95.2 | 96.7 | 98.9 | 99.3 | 99.3 | 99.6 | 99.6 | 99.6 | 99.6 |
| GE 300 | 31.1 | 66.7 | 71.9 | 83.7 | 90.7 | 92.6 | 94.1 | 95.2 | 96.7 | 98.9 | 99.3 | 99.3 | 99.6 | 99.6 | 99.6 | 99.6 |
| GE 200 | 31.1 | 66.7 | 71.9 | 83.7 | 90.7 | 92.6 | 94.1 | 95.2 | 96.7 | 98.9 | 99.3 | 99.3 | 99.6 | 99.6 | 99.6 | 99.6 |
| GE 100 | 31.1 | 66.7 | 71.9 | 83.7 | 90.7 | 92.6 | 94.1 | 95.2 | 96.7 | 98.9 | 99.3 | 99.3 | 99.6 | 99.6 | 100.0 | 100.0 |
| GE 0 | 31.1 | 66.7 | 71.9 | 83.7 | 90.7 | 92.6 | 94.1 | 95.2 | 96.7 | 98.9 | 99.3 | 99.3 | 99.6 | 99.6 | 100.0 | 100.0 |

TOTAL NUMBER OF OBSERVATIONS: 270

GLOBAL CLIMATOLOGY BRANCH
USAFETAC
AIR WEATHER SERVICE/MAC

PERCENTAGE FREQUENCY OF OCCURRENCE OF CEILING VERSUS VISIBILITY
FROM HOURLY OBSERVATIONS

STATION NUMBER: 225500 STATION NAME: ARKHANGELSK USSR

PERIOD OF RECORD: 78-87
MONTH: FEB HOURS(LST): 1800-2000

| CEILING IN FEET | VISIBILITY IN STATUTE MILES | | | | | | | | | | | | | | |
|---|---|---|---|---|---|---|---|---|---|---|---|---|---|---|---|
| | GE 10 | GE 6 | GE 5 | GE 4 | GE 3 | GE 2 1/2 | GE 2 | GE 1 1/2 | GE 1 1/4 | GE 1 | GE 3/4 | GE 5/8 | GE 1/2 | GE 5/16 | GE 1/4 | GE 0 |
| NO CEIL | 11.9 | 25.4 | 26.9 | 27.6 | 29.1 | 29.1 | 29.5 | 29.9 | 30.2 | 31.0 | 31.0 | 31.0 | 31.0 | 31.0 | 31.0 | 31.0 |
| GE 20000 | 13.8 | 30.6 | 32.5 | 33.6 | 36.2 | 36.2 | 36.6 | 36.9 | 37.3 | 38.1 | 38.4 | 38.4 | 38.4 | 38.4 | 38.4 | 38.4 |
| GE 18000 | 13.8 | 30.6 | 32.5 | 33.6 | 36.2 | 36.2 | 36.6 | 36.9 | 37.3 | 38.1 | 38.4 | 38.4 | 38.4 | 38.4 | 38.4 | 38.4 |
| GE 16000 | 13.8 | 30.6 | 32.5 | 33.6 | 36.2 | 36.2 | 36.6 | 36.9 | 37.3 | 38.1 | 38.4 | 38.4 | 38.4 | 38.4 | 38.4 | 38.4 |
| GE 14000 | 13.8 | 30.6 | 32.5 | 33.6 | 36.2 | 36.2 | 36.6 | 36.9 | 37.3 | 38.1 | 38.4 | 38.4 | 38.4 | 38.4 | 38.4 | 38.4 |
| GE 12000 | 13.8 | 30.6 | 32.5 | 33.6 | 36.2 | 36.2 | 36.6 | 36.9 | 37.3 | 38.1 | 38.4 | 38.4 | 38.4 | 38.4 | 38.4 | 38.4 |
| GE 10000 | 21.3 | 47.8 | 51.1 | 56.7 | 60.4 | 61.6 | 62.3 | 63.1 | 63.4 | 64.6 | 65.3 | 65.3 | 65.3 | 65.3 | 65.3 | 65.3 |
| GE 9000 | 21.3 | 47.8 | 51.1 | 56.7 | 60.4 | 61.6 | 62.3 | 63.1 | 63.4 | 64.6 | 65.3 | 65.3 | 65.3 | 65.3 | 65.3 | 65.3 |
| GE 8000 | 21.3 | 47.8 | 51.1 | 56.7 | 60.4 | 61.6 | 62.3 | 63.1 | 63.4 | 64.6 | 65.3 | 65.3 | 65.3 | 65.3 | 65.3 | 65.3 |
| GE 7000 | 21.3 | 47.8 | 51.1 | 56.7 | 60.4 | 61.6 | 62.3 | 63.1 | 63.4 | 64.6 | 65.3 | 65.3 | 65.3 | 65.3 | 65.3 | 65.3 |
| GE 6000 | 21.3 | 47.8 | 51.1 | 56.7 | 60.4 | 61.6 | 62.3 | 63.1 | 63.4 | 64.6 | 65.3 | 65.3 | 65.3 | 65.3 | 65.3 | 65.3 |
| GE 5000 | 21.3 | 47.8 | 51.1 | 56.7 | 60.4 | 61.6 | 62.3 | 63.1 | 63.4 | 64.6 | 65.3 | 65.3 | 65.3 | 65.3 | 65.3 | 65.3 |
| GE 4000 | 21.3 | 47.8 | 51.1 | 56.7 | 60.4 | 61.6 | 62.3 | 63.1 | 63.4 | 64.6 | 65.3 | 65.3 | 65.3 | 65.3 | 65.3 | 65.3 |
| GE 3500 | 21.3 | 47.8 | 51.1 | 56.7 | 60.4 | 61.6 | 62.3 | 63.1 | 63.4 | 64.6 | 65.3 | 65.3 | 65.3 | 65.3 | 65.3 | 65.3 |
| GE 3000 | 21.3 | 48.1 | 51.5 | 57.1 | 60.8 | 61.9 | 62.7 | 63.4 | 63.8 | 64.9 | 65.7 | 65.7 | 65.7 | 65.7 | 65.7 | 65.7 |
| GE 2500 | 22.0 | 50.0 | 53.4 | 59.0 | 62.7 | 63.8 | 64.6 | 65.3 | 65.7 | 66.8 | 67.5 | 67.5 | 67.5 | 67.5 | 67.5 | 67.5 |
| GE 2000 | 22.0 | 50.7 | 54.5 | 60.6 | 64.6 | 66.0 | 67.2 | 68.3 | 68.7 | 69.8 | 70.5 | 70.5 | 70.5 | 70.5 | 70.5 | 70.5 |
| GE 1800 | 22.0 | 53.4 | 57.1 | 64.2 | 67.9 | 70.1 | 71.3 | 72.4 | 72.8 | 73.9 | 74.6 | 74.6 | 74.6 | 74.6 | 74.6 | 74.6 |
| GE 1600 | 22.4 | 54.1 | 57.8 | 64.9 | 69.0 | 71.3 | 72.4 | 73.9 | 74.3 | 75.4 | 76.1 | 76.1 | 76.1 | 76.1 | 76.1 | 76.1 |
| GE 1500 | 24.3 | 58.2 | 62.3 | 70.9 | 75.4 | 77.6 | 79.1 | 80.6 | 81.0 | 82.1 | 82.8 | 82.8 | 82.8 | 82.8 | 82.8 | 82.8 |
| GE 1400 | 25.0 | 63.4 | 67.9 | 78.0 | 83.2 | 86.2 | 88.1 | 89.6 | 89.9 | 91.4 | 92.2 | 92.2 | 92.2 | 92.2 | 92.2 | 92.2 |
| GE 1300 | 25.0 | 65.3 | 70.1 | 81.0 | 86.6 | 89.9 | 92.2 | 93.7 | 94.0 | 95.5 | 96.6 | 96.6 | 96.6 | 96.6 | 96.6 | 96.6 |
| GE 1200 | 25.0 | 65.3 | 70.1 | 81.3 | 87.3 | 90.7 | 92.9 | 94.4 | 94.8 | 96.3 | 97.4 | 97.4 | 97.4 | 97.4 | 97.4 | 97.4 |
| GE 1100 | 25.0 | 65.7 | 70.5 | 82.1 | 88.1 | 91.4 | 93.7 | 95.1 | 95.5 | 97.0 | 98.1 | 98.1 | 98.1 | 98.1 | 98.1 | 98.1 |
| GE 1000 | 25.0 | 65.7 | 70.5 | 82.1 | 88.4 | 91.8 | 94.0 | 95.5 | 95.9 | 97.4 | 98.5 | 98.5 | 98.5 | 98.9 | 98.9 | 98.9 |
| GE 900 | 25.0 | 65.7 | 70.5 | 82.1 | 88.8 | 92.2 | 94.4 | 95.9 | 96.3 | 97.8 | 98.9 | 98.9 | 98.9 | 99.3 | 99.3 | 99.3 |
| GE 800 | 25.0 | 65.7 | 70.5 | 82.1 | 88.8 | 92.2 | 94.4 | 95.9 | 96.3 | 97.8 | 98.9 | 98.9 | 98.9 | 99.3 | 99.3 | 99.3 |
| GE 700 | 25.0 | 65.7 | 70.5 | 82.1 | 88.8 | 92.2 | 94.4 | 95.9 | 96.3 | 97.8 | 98.9 | 98.9 | 98.9 | 99.3 | 99.3 | 99.3 |
| GE 600 | 25.0 | 65.7 | 70.5 | 82.1 | 89.2 | 92.5 | 94.8 | 96.3 | 96.6 | 98.1 | 99.3 | 99.3 | 99.3 | 99.6 | 99.6 | 99.6 |
| GE 500 | 25.0 | 65.7 | 70.5 | 82.1 | 89.2 | 92.5 | 94.8 | 96.3 | 96.6 | 98.1 | 99.3 | 99.3 | 99.3 | 99.6 | 99.6 | 99.6 |
| GE 400 | 25.0 | 65.7 | 70.5 | 82.1 | 89.2 | 92.5 | 94.8 | 96.3 | 96.6 | 98.1 | 99.3 | 99.3 | 99.3 | 99.6 | 99.6 | 100.0 |
| GE 0 | 25.0 | 65.7 | 70.5 | 82.1 | 89.2 | 92.5 | 94.8 | 96.3 | 96.6 | 98.1 | 99.3 | 99.3 | 99.3 | 99.6 | 99.6 | 100.0 |

TOTAL NUMBER OF OBSERVATIONS: 268

GLOBAL CLIMATOLOGY BRANCH
USAFETAC
AIR WEATHER SERVICE/MAC

PERCENTAGE FREQUENCY OF OCCURRENCE OF CEILING VERSUS VISIBILITY
FROM HOURLY OBSERVATIONS

STATION NUMBER: 22550C STATION NAME: ARKHANGELSK USSR PERIOD OF RECORD: 78-87
MONTH: FEB HOURS(LST): 2100-2300

| CEILING IN FEET | VISIBILITY IN STATUTE MILES | | | | | | | | | | | | | | | |
|---|---|---|---|---|---|---|---|---|---|---|---|---|---|---|---|---|
| | GE 10 | GE 6 | GE 5 | GE 4 | GE 3 | GE 2 1/2 | GE 2 | GE 1 1/2 | GE 1 1/4 | GE 1 | GE 3/4 | GE 5/8 | GE 1/2 | GE 5/16 | GE 1/4 | GE 0 |
| NO CEIL | 17.0 | 24.5 | 25.3 | 27.1 | 27.9 | 27.9 | 28.6 | 28.6 | 28.6 | 29.4 | 29.4 | 29.4 | 29.4 | 29.4 | 29.4 | 29.7 |
| GE 20000 | 16.4 | 29.4 | 30.5 | 32.3 | 33.1 | 33.1 | 33.8 | 33.8 | 33.8 | 34.6 | 34.6 | 34.6 | 34.6 | 34.6 | 34.6 | 34.9 |
| GE 18000 | 16.4 | 29.4 | 30.5 | 32.3 | 33.1 | 33.1 | 33.8 | 33.8 | 33.8 | 34.6 | 34.6 | 34.6 | 34.6 | 34.6 | 34.6 | 34.9 |
| GE 16000 | 16.4 | 29.4 | 30.5 | 32.3 | 33.1 | 33.1 | 33.8 | 33.8 | 33.8 | 34.6 | 34.6 | 34.6 | 34.6 | 34.6 | 34.6 | 34.9 |
| GE 14000 | 16.4 | 29.4 | 30.5 | 32.3 | 33.1 | 33.1 | 33.8 | 33.8 | 33.8 | 34.6 | 34.6 | 34.6 | 34.6 | 34.6 | 34.6 | 34.9 |
| GE 12000 | 16.4 | 29.4 | 30.5 | 32.3 | 33.1 | 33.1 | 33.8 | 33.8 | 33.8 | 34.6 | 34.6 | 34.6 | 34.6 | 34.6 | 34.6 | 34.9 |
| GE 10000 | 21.9 | 42.8 | 45.0 | 50.6 | 52.0 | 53.5 | 54.3 | 54.3 | 54.3 | 55.0 | 55.0 | 55.0 | 55.0 | 55.4 | 55.4 | 55.8 |
| GE 9000 | 21.9 | 42.8 | 45.0 | 50.6 | 52.0 | 53.5 | 54.3 | 54.3 | 54.3 | 55.0 | 55.0 | 55.0 | 55.0 | 55.4 | 55.4 | 55.8 |
| GE 8000 | 21.9 | 42.8 | 45.0 | 50.6 | 52.0 | 53.5 | 54.3 | 54.3 | 54.3 | 55.0 | 55.0 | 55.0 | 55.0 | 55.4 | 55.4 | 55.8 |
| GE 7000 | 21.9 | 42.8 | 45.0 | 50.6 | 52.0 | 53.5 | 54.3 | 54.3 | 54.3 | 55.0 | 55.0 | 55.0 | 55.0 | 55.4 | 55.4 | 55.8 |
| GE 6000 | 21.9 | 42.8 | 45.0 | 50.6 | 52.0 | 53.5 | 54.3 | 54.3 | 54.3 | 55.0 | 55.0 | 55.0 | 55.0 | 55.4 | 55.4 | 55.8 |
| GE 5000 | 21.9 | 42.8 | 45.0 | 50.6 | 52.0 | 53.5 | 54.3 | 54.3 | 54.3 | 55.0 | 55.0 | 55.0 | 55.0 | 55.4 | 55.4 | 55.8 |
| GE 4500 | 21.9 | 42.8 | 45.0 | 50.6 | 52.0 | 53.5 | 54.3 | 54.3 | 54.3 | 55.0 | 55.0 | 55.0 | 55.0 | 55.4 | 55.4 | 55.8 |
| GE 4000 | 21.9 | 43.1 | 45.4 | 51.3 | 52.8 | 54.3 | 55.0 | 55.0 | 55.0 | 55.8 | 55.8 | 55.8 | 55.8 | 56.1 | 56.1 | 56.5 |
| GE 3500 | 21.9 | 43.1 | 45.4 | 51.3 | 52.8 | 54.3 | 55.0 | 55.0 | 55.0 | 55.8 | 55.8 | 55.8 | 55.8 | 56.1 | 56.1 | 56.5 |
| GE 3000 | 23.0 | 45.0 | 47.6 | 53.5 | 55.0 | 56.5 | 57.2 | 57.2 | 57.2 | 58.0 | 58.0 | 58.0 | 58.0 | 58.4 | 58.4 | 58.7 |
| GE 2500 | 24.5 | 48.7 | 51.7 | 57.6 | 59.5 | 61.7 | 62.5 | 62.5 | 62.8 | 63.6 | 63.6 | 63.6 | 63.6 | 63.9 | 63.9 | 64.3 |
| GE 2000 | 24.5 | 50.2 | 53.9 | 60.2 | 62.5 | 64.7 | 65.4 | 65.4 | 65.8 | 66.5 | 66.5 | 66.5 | 66.5 | 66.9 | 66.9 | 67.3 |
| GE 1800 | 25.3 | 50.9 | 54.6 | 62.1 | 64.7 | 66.9 | 67.7 | 67.7 | 68.0 | 68.8 | 68.8 | 68.8 | 68.8 | 69.1 | 69.1 | 69.5 |
| GE 1600 | 26.0 | 55.4 | 59.5 | 68.4 | 72.9 | 75.1 | 75.8 | 75.8 | 76.2 | 77.0 | 77.0 | 77.0 | 77.0 | 77.3 | 77.3 | 77.7 |
| GE 1200 | 27.9 | 61.3 | 66.2 | 76.1 | 84.0 | 86.6 | 87.4 | 87.7 | 88.1 | 88.8 | 88.8 | 88.8 | 88.8 | 89.2 | 89.2 | 89.6 |
| GE 1000 | 27.9 | 62.6 | 68.0 | 80.7 | 87.4 | 90.3 | 91.4 | 91.8 | 92.2 | 93.3 | 93.3 | 93.3 | 93.3 | 93.7 | 93.7 | 94.1 |
| GE 900 | 28.3 | 63.9 | 69.1 | 82.2 | 89.2 | 92.2 | 93.3 | 93.7 | 94.1 | 95.2 | 95.2 | 95.2 | 95.2 | 95.5 | 95.5 | 95.9 |
| GE 800 | 28.3 | 64.3 | 70.3 | 83.3 | 90.7 | 93.7 | 94.8 | 95.2 | 95.5 | 96.7 | 96.7 | 96.7 | 96.7 | 97.0 | 97.0 | 97.4 |
| GE 700 | 28.3 | 64.3 | 70.3 | 83.3 | 90.7 | 94.1 | 95.2 | 95.5 | 95.9 | 97.0 | 97.0 | 97.0 | 97.0 | 97.4 | 97.4 | 97.8 |
| GE 600 | 28.3 | 64.3 | 70.3 | 83.6 | 91.1 | 94.4 | 95.5 | 95.9 | 96.3 | 97.4 | 97.4 | 97.4 | 97.4 | 97.8 | 97.8 | 98.1 |
| GE 500 | 28.3 | 64.3 | 70.3 | 83.6 | 91.1 | 94.4 | 95.5 | 95.9 | 96.3 | 97.4 | 97.8 | 97.8 | 97.8 | 98.1 | 98.1 | 98.5 |
| GE 400 | 28.3 | 64.3 | 70.3 | 83.6 | 91.1 | 94.4 | 95.5 | 95.9 | 96.3 | 97.4 | 98.1 | 98.1 | 98.1 | 98.5 | 98.5 | 98.9 |
| GE 300 | 28.3 | 64.3 | 70.6 | 84.0 | 91.4 | 94.8 | 95.9 | 96.3 | 96.7 | 97.8 | 98.5 | 98.5 | 98.5 | 98.9 | 98.9 | 99.3 |
| GE 200 | 28.3 | 64.3 | 70.6 | 84.0 | 91.4 | 94.8 | 95.9 | 96.3 | 96.7 | 97.6 | 98.5 | 98.5 | 98.9 | 99.3 | 99.3 | 99.6 |
| GE 100 | 28.3 | 64.3 | 70.6 | 84.0 | 91.4 | 94.8 | 95.9 | 96.3 | 96.7 | 97.8 | 98.5 | 98.5 | 98.9 | 99.3 | 99.3 | 100.0 |
| GE 0 | 28.3 | 64.3 | 70.6 | 84.0 | 91.4 | 94.8 | 95.9 | 96.3 | 96.7 | 97.8 | 98.5 | 98.5 | 98.9 | 99.3 | 99.3 | 100.0 |

TOTAL NUMBER OF OBSERVATIONS: 269

GLOBAL CLIMATOLOGY BRANCH
USAFETAC
AIR WEATHER SERVICE/MAC

PERCENTAGE FREQUENCY OF OCCURRENCE OF CEILING VERSUS VISIBILITY
FROM HOURLY OBSERVATIONS

STATION NUMBER: 225500 STATION NAME: ARKHANGELSK USSR PERIOD OF RECORD: 78-87
MONTH: FEB HOURS(LST): ALL

| CEILING IN FEET | VISIBILITY IN STATUTE MILES | | | | | | | | | | | | | | |
|---|---|---|---|---|---|---|---|---|---|---|---|---|---|---|---|
| | GE 10 | GE 6 | GE 5 | GE 4 | GE 3 | GE 2 1/2 | GE 2 | GE 1 1/2 | GE 1 1/4 | GE 1 | GE 7/8 | GE 5/8 | GE 1/2 | GE 9/16 | GE 1/4 | GE 0 |
| NO CEIL | 11.3 | 20.9 | 22.3 | 23.8 | 24.4 | 24.6 | 25.0 | 25.2 | 25.4 | 25.7 | 26.0 | 26.0 | 26.0 | 26.0 | 26.1 | 26.1 |
| GE 20000 | 14.2 | 26.8 | 28.8 | 30.6 | 31.5 | 31.8 | 32.4 | 32.6 | 32.9 | 33.3 | 33.8 | 33.8 | 33.8 | 33.8 | 33.8 | 33.9 |
| GE 18000 | 14.2 | 26.8 | 28.8 | 30.6 | 31.5 | 31.8 | 32.4 | 32.6 | 32.9 | 33.3 | 33.8 | 33.8 | 33.8 | 33.8 | 33.8 | 33.9 |
| GE 16000 | 14.2 | 26.8 | 28.8 | 30.6 | 31.5 | 31.8 | 32.4 | 32.6 | 32.9 | 33.3 | 33.8 | 33.8 | 33.8 | 33.8 | 33.8 | 33.9 |
| GE 14000 | 14.2 | 26.8 | 28.8 | 30.6 | 31.5 | 31.8 | 32.4 | 32.6 | 32.9 | 33.3 | 33.8 | 33.8 | 33.8 | 33.8 | 33.8 | 33.9 |
| GE 12000 | 14.2 | 26.8 | 28.8 | 30.6 | 31.5 | 31.8 | 32.4 | 32.6 | 32.9 | 33.3 | 33.8 | 33.8 | 33.8 | 33.8 | 33.8 | 33.9 |
| GE 10000 | 20.3 | 42.2 | 46.1 | 52.2 | 54.6 | 56.2 | 56.9 | 57.6 | 58.0 | 58.6 | 59.2 | 59.2 | 59.2 | 59.3 | 59.4 | 59.5 |
| GE 9000 | 20.3 | 42.2 | 46.1 | 52.2 | 54.6 | 56.2 | 56.9 | 57.6 | 58.0 | 58.6 | 59.2 | 59.2 | 59.2 | 59.3 | 59.4 | 59.5 |
| GE 8000 | 20.4 | 42.3 | 46.2 | 52.2 | 54.7 | 56.2 | 57.0 | 57.6 | 58.0 | 58.6 | 59.2 | 59.2 | 59.2 | 59.3 | 59.4 | 59.5 |
| GE 7000 | 20.4 | 42.3 | 46.2 | 52.2 | 54.7 | 56.2 | 57.0 | 57.6 | 58.0 | 58.6 | 59.2 | 59.2 | 59.2 | 59.3 | 59.4 | 59.5 |
| GE 6000 | 20.4 | 42.3 | 46.2 | 52.2 | 54.7 | 56.2 | 57.0 | 57.6 | 58.0 | 58.6 | 59.2 | 59.2 | 59.2 | 59.3 | 59.4 | 59.5 |
| GE 5000 | 20.4 | 42.3 | 46.2 | 52.3 | 54.7 | 56.3 | 57.0 | 57.7 | 58.1 | 58.7 | 59.2 | 59.2 | 59.3 | 59.4 | 59.5 | 59.6 |
| GE 4500 | 20.4 | 42.4 | 46.3 | 52.4 | 54.8 | 56.3 | 57.1 | 57.7 | 58.2 | 58.8 | 59.3 | 59.3 | 59.4 | 59.5 | 59.6 | 59.7 |
| GE 4000 | 20.6 | 42.6 | 46.7 | 52.6 | 55.2 | 56.8 | 57.5 | 58.2 | 58.6 | 59.2 | 59.8 | 59.8 | 59.8 | 59.9 | 60.0 | 60.1 |
| GE 3500 | 20.8 | 43.2 | 47.2 | 53.3 | 55.7 | 57.2 | 58.0 | 58.6 | 59.1 | 59.7 | 60.2 | 60.2 | 60.3 | 60.4 | 60.5 | 60.6 |
| GE 3000 | 21.2 | 44.1 | 48.1 | 54.3 | 56.8 | 58.3 | 59.1 | 59.7 | 60.1 | 60.7 | 61.3 | 61.3 | 61.3 | 61.5 | 61.6 | 61.7 |
| GE 2500 | 21.8 | 45.5 | 50.1 | 56.5 | 59.1 | 60.6 | 61.6 | 62.3 | 62.8 | 63.4 | 64.0 | 64.0 | 64.1 | 64.2 | 64.3 | 64.4 |
| GE 2000 | 22.4 | 48.5 | 53.3 | 60.3 | 63.3 | 65.1 | 66.0 | 66.8 | 67.3 | 68.0 | 68.5 | 68.5 | 68.6 | 68.7 | 68.8 | 68.9 |
| GE 1800 | 23.7 | 50.0 | 54.7 | 62.5 | 65.9 | 67.7 | 68.6 | 69.5 | 70.0 | 70.6 | 71.2 | 71.2 | 71.2 | 71.4 | 71.5 | 71.6 |
| GE 1600 | 23.8 | 53.5 | 58.7 | 67.6 | 71.6 | 73.5 | 74.6 | 75.6 | 76.1 | 76.8 | 77.4 | 77.4 | 77.4 | 77.5 | 77.6 | 77.7 |
| GE 1400 | 25.1 | 59.1 | 65.2 | 76.6 | 82.0 | 84.7 | 85.9 | 87.3 | 88.1 | 89.1 | 89.7 | 89.7 | 89.8 | 89.9 | 90.0 | 90.1 |
| GE 1200 | 25.7 | 60.8 | 67.5 | 79.9 | 85.9 | 89.0 | 90.5 | 92.0 | 92.9 | 94.1 | 94.8 | 94.8 | 94.9 | 95.0 | 95.1 | 95.2 |
| GE 1000 | 25.4 | 61.3 | 67.9 | 80.5 | 86.6 | 89.8 | 91.4 | 92.9 | 93.9 | 95.1 | 95.8 | 95.8 | 95.9 | 96.1 | 96.2 | 96.3 |
| GE 900 | 25.4 | 61.6 | 68.3 | 81.0 | 87.0 | 90.7 | 92.3 | 93.8 | 94.8 | 96.1 | 96.8 | 96.8 | 97.0 | 97.1 | 97.2 | 97.3 |
| GE 800 | 25.4 | 61.9 | 68.6 | 81.6 | 88.1 | 91.5 | 93.1 | 94.7 | 95.7 | 97.1 | 97.8 | 97.8 | 97.9 | 98.1 | 98.2 | 98.3 |
| GE 700 | 25.4 | 61.9 | 68.6 | 81.7 | 88.3 | 91.7 | 93.4 | 95.1 | 96.1 | 97.4 | 98.1 | 98.1 | 98.3 | 98.5 | 98.6 | 98.6 |
| GE 600 | 25.4 | 61.9 | 68.6 | 81.7 | 88.3 | 91.7 | 93.4 | 95.1 | 96.1 | 97.5 | 98.2 | 98.2 | 98.4 | 98.6 | 98.6 | 98.7 |
| GE 400 | 25.4 | 61.9 | 68.9 | 81.7 | 88.4 | 91.8 | 93.5 | 95.2 | 96.2 | 97.6 | 98.4 | 98.4 | 98.6 | 98.7 | 98.8 | 98.9 |
| GE 300 | 25.4 | 61.9 | 68.9 | 81.8 | 88.5 | 91.9 | 93.6 | 95.3 | 96.3 | 97.7 | 98.5 | 98.5 | 98.6 | 98.8 | 98.9 | 99.0 |
| GE 200 | 25.4 | 61.9 | 68.9 | 81.8 | 88.5 | 91.9 | 93.6 | 95.3 | 96.3 | 97.7 | 98.5 | 98.5 | 98.8 | 99.1 | 99.2 | 99.3 |
| GE 100 | 25.4 | 61.9 | 68.9 | 81.8 | 88.5 | 91.9 | 93.6 | 95.3 | 96.3 | 97.7 | 98.5 | 98.5 | 98.8 | 99.1 | 99.4 | 100.0 |
| GE 0 | 25.4 | 61.9 | 68.9 | 81.8 | 88.5 | 91.9 | 93.6 | 95.3 | 96.3 | 97.7 | 98.5 | 98.5 | 98.8 | 99.1 | 99.4 | 100.0 |

TOTAL NUMBER OF OBSERVATIONS: 2142

GLOBAL CLIMATOLOGY BRANCH
USAFETAC
AIR WEATHER SERVICE/MAC

PERCENTAGE FREQUENCY OF OCCURRENCE OF CEILING VERSUS VISIBILITY
FROM HOURLY OBSERVATIONS

STATION NUMBER: 225500 STATION NAME: ARKHANGELSK USSR

PERIOD OF RECORD: 78-87
MONTH: MAR HOURS(LST): 0000-0200

| CEILING IN FEET | VISIBILITY IN STATUTE MILES | | | | | | | | | | | | | | | |
|---|---|---|---|---|---|---|---|---|---|---|---|---|---|---|---|---|
| | GE 10 | GE 6 | GE 5 | GE 4 | GE 3 | GE 2 1/2 | GE 2 | GE 1 1/2 | GE 1 1/4 | GE 1 | GE 3/4 | GE 5/8 | GE 1/2 | GE 5/16 | GE 1/4 | GE 0 |
| NO CEIL | 19.0 | 31.3 | 33.0 | 33.0 | 33.7 | 33.7 | 33.7 | 33.7 | 33.7 | 33.7 | 33.7 | 33.7 | 34.0 | 34.0 | 34.0 | 34.3 |
| GE 20000 | 21.0 | 36.3 | 38.0 | 38.3 | 39.0 | 39.0 | 39.0 | 39.0 | 39.0 | 39.0 | 39.0 | 39.0 | 39.3 | 39.3 | 39.3 | 39.7 |
| GE 18000 | 21.0 | 36.3 | 38.0 | 38.3 | 39.0 | 39.0 | 39.0 | 39.0 | 39.0 | 39.0 | 39.0 | 39.0 | 39.3 | 39.3 | 39.3 | 39.7 |
| GE 16000 | 21.0 | 36.3 | 38.0 | 38.3 | 39.0 | 39.0 | 39.0 | 39.0 | 39.0 | 39.0 | 39.0 | 39.0 | 39.3 | 39.3 | 39.3 | 39.7 |
| GE 14000 | 21.0 | 36.3 | 38.0 | 38.3 | 39.0 | 39.0 | 39.0 | 39.0 | 39.0 | 39.0 | 39.0 | 39.0 | 39.3 | 39.3 | 39.3 | 39.7 |
| GE 12000 | 21.0 | 36.3 | 38.0 | 38.3 | 39.0 | 39.0 | 39.0 | 39.0 | 39.0 | 39.0 | 39.0 | 39.0 | 39.3 | 39.3 | 39.3 | 39.7 |
| GE 10000 | 25.0 | 44.3 | 48.0 | 50.0 | 51.7 | 52.0 | 52.0 | 52.0 | 52.0 | 52.0 | 52.0 | 52.0 | 52.3 | 52.3 | 52.3 | 52.7 |
| GE 9000 | 25.0 | 44.3 | 48.0 | 50.0 | 51.7 | 52.0 | 52.0 | 52.0 | 52.0 | 52.0 | 52.0 | 52.0 | 52.3 | 52.3 | 52.3 | 52.7 |
| GE 8000 | 25.0 | 44.3 | 48.0 | 50.0 | 51.7 | 52.0 | 52.0 | 52.0 | 52.0 | 52.0 | 52.0 | 52.0 | 52.3 | 52.3 | 52.3 | 52.7 |
| GE 7000 | 25.0 | 44.3 | 48.0 | 50.0 | 51.7 | 52.0 | 52.0 | 52.0 | 52.0 | 52.0 | 52.0 | 52.0 | 52.3 | 52.3 | 52.3 | 52.7 |
| GE 6000 | 25.0 | 44.3 | 48.0 | 50.0 | 51.7 | 52.0 | 52.0 | 52.0 | 52.0 | 52.0 | 52.0 | 52.0 | 52.3 | 52.3 | 52.3 | 52.7 |
| GE 5000 | 25.3 | 44.7 | 48.3 | 50.3 | 52.0 | 52.3 | 52.3 | 52.3 | 52.3 | 52.3 | 52.3 | 52.3 | 52.7 | 52.7 | 52.7 | 53.0 |
| GE 4500 | 25.7 | 45.3 | 49.0 | 51.0 | 52.7 | 53.0 | 53.0 | 53.0 | 53.0 | 53.0 | 53.0 | 53.0 | 53.3 | 53.3 | 53.3 | 53.7 |
| GE 4000 | 25.7 | 45.7 | 49.3 | 51.3 | 53.0 | 53.3 | 53.3 | 53.3 | 53.3 | 53.3 | 53.3 | 53.3 | 53.7 | 53.7 | 53.7 | 54.0 |
| GE 3500 | 26.0 | 46.3 | 50.0 | 52.3 | 54.0 | 54.3 | 54.3 | 54.3 | 54.3 | 54.3 | 54.3 | 54.3 | 54.7 | 54.7 | 54.7 | 55.0 |
| GE 3000 | 26.7 | 47.0 | 51.0 | 53.3 | 55.3 | 55.7 | 55.7 | 55.7 | 55.7 | 55.7 | 55.7 | 55.7 | 56.0 | 56.0 | 56.0 | 56.3 |
| GE 2500 | 27.3 | 51.0 | 55.7 | 58.0 | 60.0 | 60.3 | 60.3 | 60.3 | 60.3 | 60.3 | 60.3 | 60.3 | 60.7 | 60.7 | 60.7 | 61.0 |
| GE 2000 | 28.7 | 56.0 | 61.0 | 64.3 | 67.0 | 67.3 | 67.3 | 67.3 | 67.3 | 67.3 | 67.3 | 67.3 | 67.7 | 67.7 | 67.7 | 68.0 |
| GE 1800 | 29.3 | 57.7 | 63.0 | 67.0 | 69.7 | 70.3 | 70.3 | 70.3 | 70.3 | 70.3 | 70.3 | 70.3 | 70.7 | 71.0 | 71.0 | 71.3 |
| GE 1600 | 30.3 | 61.3 | 67.3 | 72.0 | 74.7 | 75.7 | 75.7 | 75.7 | 75.7 | 75.7 | 75.7 | 75.7 | 76.0 | 76.3 | 76.3 | 76.7 |
| GE 1400 | 31.3 | 65.7 | 73.7 | 81.3 | 85.7 | 87.3 | 87.3 | 87.7 | 87.7 | 87.7 | 87.7 | 87.7 | 88.3 | 88.7 | 88.7 | 89.0 |
| GE 1200 | 31.3 | 67.0 | 75.7 | 83.7 | 88.7 | 90.3 | 90.3 | 90.7 | 90.7 | 90.7 | 90.7 | 90.7 | 91.3 | 91.7 | 91.7 | 92.0 |
| GE 1000 | 31.7 | 67.0 | 76.0 | 84.0 | 89.0 | 90.7 | 90.7 | 91.0 | 91.0 | 91.0 | 91.0 | 91.0 | 91.7 | 92.0 | 92.0 | 92.3 |
| GE 900 | 31.7 | 67.3 | 76.3 | 84.3 | 90.0 | 92.0 | 92.0 | 92.7 | 92.7 | 92.7 | 92.7 | 92.7 | 93.3 | 93.7 | 93.7 | 94.0 |
| GE 800 | 31.7 | 67.7 | 76.7 | 85.3 | 91.0 | 93.0 | 93.0 | 94.0 | 94.3 | 94.3 | 94.3 | 94.3 | 95.0 | 95.3 | 95.3 | 95.7 |
| GE 700 | 31.7 | 67.7 | 77.0 | 85.7 | 91.3 | 93.3 | 93.3 | 94.3 | 94.7 | 94.7 | 94.7 | 94.7 | 95.3 | 96.0 | 96.0 | 96.3 |
| GE 600 | 31.7 | 67.7 | 77.0 | 85.7 | 91.3 | 93.3 | 93.3 | 94.3 | 94.7 | 94.7 | 94.7 | 94.7 | 95.3 | 96.0 | 96.0 | 96.3 |
| GE 500 | 31.7 | 67.7 | 77.0 | 85.7 | 91.3 | 93.3 | 93.3 | 94.3 | 94.7 | 95.0 | 95.0 | 95.0 | 95.7 | 96.3 | 96.3 | 96.7 |
| GE 400 | 31.7 | 67.7 | 77.0 | 85.7 | 91.3 | 93.3 | 93.3 | 94.3 | 94.7 | 95.0 | 95.0 | 95.0 | 95.7 | 96.3 | 96.3 | 96.7 |
| GE 300 | 31.7 | 67.7 | 77.0 | 85.7 | 91.3 | 93.3 | 93.3 | 94.3 | 94.7 | 95.0 | 95.0 | 95.0 | 96.0 | 97.0 | 97.0 | 97.3 |
| GE 200 | 31.7 | 67.7 | 77.0 | 85.7 | 91.3 | 93.3 | 93.3 | 94.3 | 94.7 | 95.0 | 95.0 | 95.0 | 96.0 | 97.0 | 97.0 | 98.0 |
| GE 100 | 31.7 | 67.7 | 77.0 | 85.7 | 91.3 | 93.3 | 93.3 | 94.3 | 94.7 | 95.0 | 95.0 | 95.0 | 96.0 | 97.0 | 97.0 | 98.0 |
| GE 0 | 31.7 | 67.7 | 77.0 | 85.7 | 91.3 | 93.3 | 93.3 | 94.3 | 94.7 | 95.0 | 95.0 | 95.0 | 96.0 | 97.0 | 97.0 | 100.0 |

TOTAL NUMBER OF OBSERVATIONS: 300

GLOBAL CLIMATOLOGY BRANCH
USAFETAC
AIR WEATHER SERVICE/MAC

PERCENTAGE FREQUENCY OF OCCURRENCE OF CEILING VERSUS VISIBILITY
FROM HOURLY OBSERVATIONS

STATION NUMBER: 22550C STATION NAME: ARKHANGELSK USSR

PERIOD OF RECORD: 78-87
MONTH: MAR HOURS(LST): 0300-0500

| CEILING IN FEET | VISIBILITY IN STATUTE MILES | | | | | | | | | | | | | | |
|---|---|---|---|---|---|---|---|---|---|---|---|---|---|---|---|
| | GE 10 | GE 6 | GE 5 | GE 4 | GE 3 | GE 2 1/2 | GE 2 | GE 1 1/2 | GE 1 1/4 | GE 1 | GE 3/4 | GE 5/8 | GE 1/2 | GE 5/16 | GE 1/4 | GE 0 |
| NO CEIL | 15.8 | 29.2 | 29.9 | 30.9 | 30.9 | 31.5 | 31.5 | 31.5 | 31.5 | 31.5 | 31.5 | 31.5 | 31.9 | 32.9 | 32.9 | 33.2 |
| GE 20000 | 17.8 | 35.2 | 37.6 | 39.3 | 39.3 | 39.9 | 39.9 | 39.9 | 39.9 | 39.9 | 39.9 | 39.9 | 40.3 | 41.3 | 41.3 | 41.6 |
| GE 18000 | 17.8 | 35.2 | 37.6 | 39.3 | 39.3 | 39.9 | 39.9 | 39.9 | 39.9 | 39.9 | 39.9 | 39.9 | 40.3 | 41.3 | 41.3 | 41.6 |
| GE 16000 | 17.8 | 35.2 | 37.6 | 39.3 | 39.3 | 39.9 | 39.9 | 39.9 | 39.9 | 39.9 | 39.9 | 39.9 | 40.3 | 41.3 | 41.3 | 41.6 |
| GE 14000 | 17.8 | 35.2 | 37.6 | 39.3 | 39.3 | 39.9 | 39.9 | 39.9 | 39.9 | 39.9 | 39.9 | 39.9 | 40.3 | 41.3 | 41.3 | 41.6 |
| GE 12000 | 17.8 | 35.2 | 37.6 | 39.3 | 39.3 | 39.9 | 39.9 | 39.9 | 39.9 | 39.9 | 39.9 | 39.9 | 40.3 | 41.3 | 41.3 | 41.6 |
| GE 10000 | 20.8 | 43.0 | 45.3 | 50.3 | 51.0 | 51.7 | 51.7 | 51.7 | 52.0 | 52.0 | 52.0 | 52.0 | 52.3 | 53.4 | 53.4 | 53.7 |
| GE 9000 | 20.8 | 43.0 | 45.3 | 50.3 | 51.0 | 51.7 | 51.7 | 51.7 | 52.0 | 52.0 | 52.0 | 52.0 | 52.3 | 53.4 | 53.4 | 53.7 |
| GE 8000 | 20.8 | 43.0 | 45.3 | 50.3 | 51.0 | 51.7 | 51.7 | 51.7 | 52.0 | 52.0 | 52.0 | 52.0 | 52.3 | 53.4 | 53.4 | 53.7 |
| GE 7000 | 20.8 | 43.0 | 45.3 | 50.3 | 51.0 | 51.7 | 51.7 | 51.7 | 52.0 | 52.0 | 52.0 | 52.0 | 52.3 | 53.4 | 53.4 | 53.7 |
| GE 6000 | 20.8 | 43.0 | 45.3 | 50.3 | 51.0 | 51.7 | 51.7 | 51.7 | 52.0 | 52.0 | 52.0 | 52.0 | 52.3 | 53.4 | 53.4 | 53.7 |
| GE 5000 | 20.8 | 43.0 | 45.3 | 50.3 | 51.0 | 51.7 | 51.7 | 51.7 | 52.0 | 52.0 | 52.0 | 52.0 | 52.3 | 53.4 | 53.4 | 53.7 |
| GE 4500 | 21.1 | 43.3 | 45.6 | 51.0 | 51.7 | 52.3 | 52.3 | 52.3 | 52.7 | 52.7 | 52.7 | 52.7 | 53.0 | 54.0 | 54.0 | 54.4 |
| GE 4000 | 21.8 | 44.6 | 47.0 | 52.3 | 53.0 | 53.7 | 53.7 | 53.7 | 54.0 | 54.0 | 54.0 | 54.0 | 54.4 | 55.4 | 55.4 | 55.7 |
| GE 3500 | 22.1 | 45.6 | 48.0 | 53.4 | 54.0 | 54.7 | 54.7 | 54.7 | 55.0 | 55.0 | 55.0 | 55.0 | 55.4 | 56.4 | 56.4 | 56.7 |
| GE 3000 | 22.5 | 46.3 | 48.7 | 54.4 | 55.0 | 55.7 | 55.7 | 55.7 | 56.0 | 56.0 | 56.0 | 56.0 | 56.4 | 57.4 | 57.4 | 57.7 |
| GE 2500 | 23.8 | 49.7 | 52.3 | 58.1 | 59.1 | 59.7 | 59.7 | 59.7 | 60.1 | 60.1 | 60.1 | 60.1 | 60.4 | 61.4 | 61.4 | 61.7 |
| GE 2000 | 25.5 | 54.4 | 58.4 | 65.1 | 66.1 | 67.1 | 67.1 | 67.1 | 67.4 | 67.4 | 67.4 | 67.4 | 67.8 | 68.8 | 68.8 | 69.1 |
| GE 1800 | 25.5 | 56.0 | 60.1 | 67.8 | 69.1 | 70.1 | 70.1 | 70.1 | 70.5 | 70.5 | 70.5 | 70.5 | 70.8 | 71.8 | 71.8 | 72.1 |
| GE 1500 | 26.2 | 60.1 | 64.9 | 73.5 | 74.8 | 76.5 | 76.8 | 76.8 | 77.2 | 77.2 | 77.2 | 77.2 | 77.5 | 78.5 | 78.5 | 78.9 |
| GE 1200 | 27.5 | 64.4 | 69.8 | 79.2 | 81.5 | 83.9 | 84.6 | 84.9 | 85.2 | 85.2 | 85.2 | 85.2 | 85.6 | 86.9 | 86.9 | 87.2 |
| GE 1000 | 27.9 | 67.1 | 72.8 | 82.6 | 85.6 | 87.9 | 88.9 | 89.6 | 89.9 | 89.9 | 89.9 | 89.9 | 90.3 | 91.6 | 91.6 | 91.9 |
| GE 900 | 27.9 | 67.4 | 73.5 | 83.9 | 86.9 | 89.3 | 90.6 | 91.3 | 91.6 | 91.6 | 91.6 | 91.6 | 91.9 | 93.3 | 93.3 | 93.6 |
| GE 800 | 27.9 | 67.6 | 74.2 | 84.6 | 88.3 | 90.6 | 91.9 | 92.6 | 93.0 | 93.0 | 93.3 | 93.3 | 93.6 | 95.0 | 95.0 | 95.3 |
| GE 700 | 27.9 | 68.1 | 74.8 | 85.2 | 88.9 | 91.3 | 92.6 | 93.6 | 94.0 | 94.0 | 94.3 | 94.3 | 94.6 | 96.0 | 96.0 | 96.3 |
| GE 600 | 27.9 | 68.5 | 75.2 | 85.6 | 89.3 | 91.6 | 93.3 | 94.3 | 94.6 | 94.6 | 95.0 | 95.0 | 95.3 | 96.6 | 96.6 | 97.0 |
| GE 500 | 27.9 | 68.5 | 75.2 | 85.6 | 89.3 | 91.6 | 93.3 | 94.3 | 94.6 | 94.6 | 95.0 | 95.0 | 95.3 | 96.6 | 96.6 | 97.0 |
| GE 400 | 27.9 | 68.5 | 75.2 | 85.6 | 89.3 | 91.6 | 93.3 | 94.3 | 94.6 | 94.6 | 95.0 | 95.0 | 95.3 | 96.6 | 96.6 | 97.0 |
| GE 300 | 27.9 | 68.5 | 75.2 | 85.6 | 89.6 | 91.9 | 93.6 | 94.6 | 95.0 | 95.0 | 95.3 | 95.3 | 95.6 | 97.0 | 97.0 | 97.3 |
| GE 200 | 27.9 | 68.5 | 75.2 | 85.6 | 89.6 | 91.9 | 93.6 | 94.6 | 95.0 | 95.0 | 95.3 | 95.3 | 96.0 | 97.3 | 97.3 | 97.7 |
| GE 100 | 27.9 | 68.5 | 75.2 | 85.6 | 89.6 | 91.9 | 93.6 | 94.6 | 95.0 | 95.0 | 95.3 | 95.3 | 96.0 | 97.7 | 98.0 | 99.0 |
| GE 0 | 27.9 | 68.5 | 75.2 | 85.6 | 89.6 | 91.9 | 93.6 | 94.6 | 95.0 | 95.0 | 95.3 | 95.3 | 96.0 | 97.7 | 98.0 | 100.0 |

TOTAL NUMBER OF OBSERVATIONS: 298

GLOBAL CLIMATOLOGY BRANCH
USAFETAC
AIR WEATHER SERVICE/MAC

PERCENTAGE FREQUENCY OF OCCURRENCE OF CEILING VERSUS VISIBILITY
FROM HOURLY OBSERVATIONS

STATION NUMBER: 225500 STATION NAME: ARKHANGELSK USSR

PERIOD OF RECORD: 78-87
MONTH: MAR HOURS(LST): 0600-0800

| CEILING IN FEET | VISIBILITY IN STATUTE MILES | | | | | | | | | | | | | | | |
|---|---|---|---|---|---|---|---|---|---|---|---|---|---|---|---|---|
| | GE 10 | GE 6 | GE 5 | GE 4 | GE 3 | GE 2 1/2 | GE 2 | GE 1 1/2 | GE 1 1/4 | GE 1 | GE 7/4 | GE 5/8 | GE 1/2 | GE 5/16 | GE 1/4 | GE 0 |
| NO CEIL | 9.0 | 17.7 | 20.1 | 22.1 | 23.1 | 23.1 | 23.4 | 23.7 | 23.7 | 23.7 | 23.7 | 23.7 | 23.7 | 23.7 | 23.7 | 23.7 |
| GE 20000 | 11.4 | 24.4 | 27.8 | 30.4 | 31.4 | 31.4 | 31.8 | 32.1 | 32.1 | 32.1 | 32.1 | 32.1 | 32.1 | 32.1 | 32.1 | 32.1 |
| GE 18000 | 11.4 | 24.4 | 27.8 | 30.4 | 31.4 | 31.4 | 31.8 | 32.1 | 32.1 | 32.1 | 32.1 | 32.1 | 32.1 | 32.1 | 32.1 | 32.1 |
| GE 16000 | 11.4 | 24.4 | 27.8 | 30.4 | 31.4 | 31.4 | 31.8 | 32.1 | 32.1 | 32.1 | 32.1 | 32.1 | 32.1 | 32.1 | 32.1 | 32.1 |
| GE 14000 | 11.4 | 24.4 | 27.8 | 30.4 | 31.4 | 31.4 | 31.8 | 32.1 | 32.1 | 32.1 | 32.1 | 32.1 | 32.1 | 32.1 | 32.1 | 32.1 |
| GE 12000 | 11.4 | 24.4 | 27.8 | 30.4 | 31.4 | 31.4 | 31.8 | 32.1 | 32.1 | 32.1 | 32.1 | 32.1 | 32.1 | 32.1 | 32.1 | 32.1 |
| GE 10000 | 15.1 | 36.8 | 41.1 | 45.8 | 48.5 | 48.5 | 48.8 | 49.2 | 49.2 | 49.2 | 49.2 | 49.2 | 49.2 | 49.2 | 49.2 | 49.2 |
| GE 9000 | 15.1 | 36.8 | 41.1 | 45.8 | 48.5 | 48.5 | 48.8 | 49.2 | 49.2 | 49.2 | 49.2 | 49.2 | 49.2 | 49.2 | 49.2 | 49.2 |
| GE 8000 | 15.1 | 36.8 | 41.1 | 45.8 | 48.5 | 48.5 | 48.8 | 49.2 | 49.2 | 49.2 | 49.2 | 49.2 | 49.2 | 49.2 | 49.2 | 49.2 |
| GE 7000 | 15.1 | 36.8 | 41.1 | 45.8 | 48.5 | 48.5 | 48.8 | 49.2 | 49.2 | 49.2 | 49.2 | 49.2 | 49.2 | 49.2 | 49.2 | 49.2 |
| GE 6000 | 15.1 | 36.8 | 41.1 | 45.8 | 48.5 | 48.5 | 48.8 | 49.2 | 49.2 | 49.2 | 49.2 | 49.2 | 49.2 | 49.2 | 49.2 | 49.2 |
| GE 5000 | 15.1 | 37.1 | 41.5 | 46.2 | 48.8 | 48.8 | 49.2 | 49.5 | 49.5 | 49.5 | 49.5 | 49.5 | 49.5 | 49.5 | 49.5 | 49.5 |
| GE 4500 | 15.4 | 37.5 | 41.8 | 46.5 | 49.2 | 49.2 | 49.5 | 49.8 | 49.8 | 49.8 | 49.8 | 49.8 | 49.8 | 49.8 | 49.8 | 49.8 |
| GE 4000 | 15.4 | 38.1 | 42.5 | 47.5 | 50.2 | 50.2 | 50.5 | 50.8 | 50.8 | 50.8 | 50.8 | 50.8 | 50.8 | 50.8 | 50.8 | 50.8 |
| GE 3500 | 15.7 | 39.1 | 43.8 | 48.8 | 51.5 | 51.5 | 51.8 | 52.2 | 52.2 | 52.2 | 52.2 | 52.2 | 52.2 | 52.2 | 52.2 | 52.2 |
| GE 3000 | 16.1 | 40.5 | 45.5 | 50.5 | 53.2 | 53.2 | 53.5 | 53.8 | 53.8 | 53.8 | 53.8 | 53.8 | 53.8 | 53.8 | 53.8 | 53.8 |
| GE 2500 | 16.7 | 41.8 | 47.8 | 52.8 | 55.9 | 55.9 | 56.2 | 56.5 | 56.5 | 56.5 | 56.5 | 56.5 | 56.5 | 56.5 | 56.5 | 56.5 |
| GE 2000 | 17.7 | 45.5 | 52.2 | 58.5 | 61.9 | 62.2 | 62.5 | 63.2 | 63.2 | 63.5 | 63.5 | 63.5 | 63.5 | 63.5 | 63.5 | 63.5 |
| GE 1800 | 18.1 | 47.5 | 55.2 | 62.5 | 66.2 | 66.6 | 66.9 | 67.6 | 67.6 | 67.9 | 68.2 | 68.2 | 68.2 | 68.2 | 68.2 | 68.2 |
| GE 1600 | 19.1 | 51.5 | 59.9 | 68.9 | 73.2 | 73.6 | 74.6 | 75.6 | 75.9 | 76.3 | 76.6 | 76.6 | 76.6 | 76.6 | 76.6 | 76.6 |
| GE 1200 | 19.4 | 53.8 | 63.5 | 75.3 | 80.6 | 82.3 | 83.3 | 84.9 | 85.6 | 86.0 | 86.3 | 86.3 | 86.3 | 86.3 | 86.3 | 86.3 |
| GE 1000 | 20.7 | 55.5 | 65.9 | 77.9 | 83.6 | 85.6 | 87.6 | 89.3 | 90.6 | 91.0 | 91.3 | 91.3 | 91.3 | 91.3 | 91.3 | 91.3 |
| GE 900 | 21.1 | 56.2 | 66.6 | 78.6 | 84.6 | 86.6 | 88.6 | 90.3 | 91.6 | 92.3 | 92.6 | 92.6 | 92.6 | 92.6 | 92.6 | 92.6 |
| GE 800 | 21.1 | 56.2 | 66.6 | 78.6 | 84.6 | 86.6 | 89.0 | 90.6 | 92.0 | 93.0 | 93.3 | 93.3 | 93.3 | 93.3 | 93.3 | 93.3 |
| GE 700 | 21.1 | 56.5 | 67.2 | 79.3 | 85.3 | 87.3 | 89.6 | 91.3 | 92.6 | 94.0 | 94.3 | 94.3 | 94.3 | 94.3 | 94.3 | 94.3 |
| GE 600 | 21.1 | 56.5 | 67.2 | 79.6 | 85.6 | 87.6 | 90.3 | 93.0 | 94.3 | 95.7 | 96.0 | 96.0 | 96.0 | 96.0 | 96.0 | 96.0 |
| GE 500 | 21.1 | 56.5 | 67.2 | 79.9 | 86.0 | 88.0 | 90.6 | 93.3 | 94.6 | 96.3 | 96.7 | 96.7 | 96.7 | 97.0 | 97.0 | 97.0 |
| GE 400 | 21.1 | 56.5 | 67.2 | 79.9 | 86.0 | 88.0 | 90.6 | 93.3 | 94.6 | 96.3 | 96.7 | 96.7 | 96.7 | 97.0 | 97.0 | 97.0 |
| GE 300 | 21.1 | 56.5 | 67.2 | 79.9 | 86.0 | 88.0 | 90.6 | 93.3 | 94.6 | 96.3 | 96.7 | 96.7 | 96.7 | 97.0 | 97.0 | 97.0 |
| GE 200 | 21.1 | 56.5 | 67.2 | 79.9 | 86.0 | 88.0 | 90.6 | 93.3 | 94.6 | 96.3 | 96.7 | 96.7 | 97.0 | 97.7 | 97.7 | 97.7 |
| GE 100 | 21.1 | 56.5 | 67.2 | 79.9 | 86.0 | 88.0 | 90.6 | 93.3 | 94.6 | 96.3 | 96.7 | 96.7 | 97.0 | 98.0 | 98.3 | 99.0 |
| GE 0 | 21.1 | 56.5 | 67.2 | 79.9 | 86.0 | 88.0 | 90.6 | 93.3 | 94.6 | 96.3 | 96.7 | 96.7 | 97.0 | 98.0 | 98.3 | 100.0 |

TOTAL NUMBER OF OBSERVATIONS: 299

GLOBAL CLIMATOLOGY BRANCH
USAFETAC
AIR WEATHER SERVICE/MAC

PERCENTAGE FREQUENCY OF OCCURRENCE OF CEILING VERSUS VISIBILITY
FROM HOURLY OBSERVATIONS

STATION NUMBER: 225500 STATION NAME: ARKHANGELSK USSR

PERIOD OF RECORD: 78-87
MONTH: MAR HOURS(LST): 0900-1100

| CEILING IN FEET | VISIBILITY IN STATUTE MILES: GE 10 | GE 6 | GE 5 | GE 4 | GE 3 | GE 2 1/2 | GE 2 | GE 1 1/2 | GE 1 1/4 | GE 1 | GE 3/4 | GE 5/8 | GE 1/2 | GE 5/16 | GE 1/4 | GE 0 |
|---|---|---|---|---|---|---|---|---|---|---|---|---|---|---|---|---|
| NO CEIL | 9.9 | 21.2 | 22.7 | 24.9 | 26.0 | 26.4 | 26.4 | 26.4 | 26.7 | 26.7 | 26.7 | 26.7 | 26.7 | 27.1 | 27.1 | 27.1 |
| GE 20000 | 12.8 | 31.5 | 34.1 | 37.0 | 38.5 | 39.2 | 39.2 | 39.2 | 39.6 | 39.9 | 40.3 | 40.7 | 41.0 | 41.4 | 41.4 | 41.4 |
| GE 18000 | 12.8 | 31.5 | 34.1 | 37.0 | 38.5 | 39.2 | 39.2 | 39.2 | 39.6 | 39.9 | 40.3 | 40.7 | 41.0 | 41.4 | 41.4 | 41.4 |
| GE 16000 | 12.8 | 31.5 | 34.1 | 37.0 | 38.5 | 39.2 | 39.2 | 39.2 | 39.6 | 39.9 | 40.3 | 40.7 | 41.0 | 41.4 | 41.4 | 41.4 |
| GE 14000 | 12.8 | 31.5 | 34.1 | 37.0 | 38.5 | 39.2 | 39.2 | 39.2 | 39.6 | 39.9 | 40.3 | 40.7 | 41.0 | 41.4 | 41.4 | 41.4 |
| GE 12000 | 12.8 | 31.5 | 34.1 | 37.0 | 38.5 | 39.2 | 39.2 | 39.2 | 39.6 | 39.9 | 40.3 | 40.7 | 41.0 | 41.4 | 41.4 | 41.4 |
| GE 10000 | 16.5 | 44.7 | 49.8 | 53.6 | 57.5 | 59.7 | 60.1 | 60.4 | 61.5 | 62.3 | 62.6 | 63.0 | 63.4 | 63.7 | 63.7 | 63.7 |
| GE 9000 | 16.5 | 44.7 | 49.8 | 53.6 | 57.5 | 59.7 | 60.1 | 60.4 | 61.5 | 62.3 | 62.6 | 63.0 | 63.4 | 63.7 | 63.7 | 63.7 |
| GE 8000 | 16.5 | 44.7 | 49.8 | 53.8 | 57.5 | 59.7 | 60.1 | 60.4 | 61.5 | 62.3 | 62.6 | 63.0 | 63.4 | 63.7 | 63.7 | 63.7 |
| GE 7000 | 16.5 | 44.7 | 49.8 | 53.8 | 57.5 | 59.7 | 60.1 | 60.4 | 61.5 | 62.3 | 62.6 | 63.0 | 63.4 | 63.7 | 63.7 | 63.7 |
| GE 6000 | 16.5 | 44.7 | 49.8 | 53.8 | 57.5 | 59.7 | 60.1 | 60.4 | 61.5 | 62.3 | 62.6 | 63.0 | 63.4 | 63.7 | 63.7 | 63.7 |
| GE 5000 | 16.5 | 44.7 | 49.8 | 53.8 | 57.5 | 59.7 | 60.1 | 60.4 | 61.5 | 62.3 | 62.6 | 63.0 | 63.4 | 63.7 | 63.7 | 63.7 |
| GE 4500 | 16.5 | 44.7 | 49.8 | 53.8 | 57.5 | 59.7 | 60.1 | 60.4 | 61.5 | 62.3 | 62.6 | 63.0 | 63.4 | 63.7 | 63.7 | 63.7 |
| GE 4000 | 16.5 | 45.4 | 50.5 | 54.6 | 58.2 | 60.4 | 60.8 | 61.2 | 62.3 | 63.0 | 63.4 | 63.7 | 64.1 | 64.5 | 64.5 | 64.5 |
| GE 3500 | 16.8 | 46.2 | 51.3 | 55.3 | 59.0 | 61.2 | 61.5 | 61.9 | 63.0 | 63.7 | 64.1 | 64.5 | 64.8 | 65.2 | 65.2 | 65.2 |
| GE 3000 | 16.9 | 46.5 | 51.6 | 56.0 | 59.7 | 61.9 | 62.3 | 62.6 | 63.7 | 64.5 | 64.8 | 65.2 | 65.6 | 65.9 | 65.9 | 65.9 |
| GE 2500 | 17.6 | 48.7 | 53.8 | 58.6 | 62.3 | 64.5 | 64.8 | 65.2 | 66.3 | 67.0 | 67.4 | 67.8 | 68.1 | 68.5 | 68.5 | 68.5 |
| GE 2000 | 19.0 | 52.0 | 57.5 | 62.6 | 66.7 | 69.6 | 70.0 | 70.3 | 71.4 | 72.2 | 72.5 | 72.9 | 73.3 | 73.6 | 73.6 | 73.6 |
| GE 1800 | 19.4 | 53.5 | 59.3 | 64.5 | 69.9 | 71.8 | 72.2 | 72.5 | 73.6 | 74.4 | 74.7 | 75.1 | 75.5 | 75.8 | 75.8 | 75.8 |
| GE 1500 | 20.1 | 55.3 | 62.3 | 68.5 | 73.3 | 76.6 | 77.3 | 77.7 | 78.8 | 79.5 | 79.9 | 80.2 | 80.6 | 81.0 | 81.0 | 81.0 |
| GE 1200 | 21.6 | 58.2 | 67.4 | 75.5 | 81.7 | 86.1 | 86.8 | 87.5 | 89.0 | 89.7 | 90.1 | 90.5 | 90.8 | 91.2 | 91.2 | 91.2 |
| GE 1000 | 21.6 | 58.6 | 68.5 | 77.7 | 84.2 | 88.6 | 90.1 | 91.2 | 92.7 | 93.4 | 93.8 | 94.1 | 94.5 | 94.9 | 94.9 | 94.9 |
| GE 900 | 21.6 | 58.6 | 68.5 | 77.7 | 84.2 | 88.6 | 90.1 | 91.2 | 92.7 | 93.4 | 93.8 | 94.1 | 94.5 | 94.9 | 94.9 | 94.9 |
| GE 800 | 21.6 | 59.0 | 68.9 | 78.8 | 85.3 | 89.7 | 91.2 | 92.3 | 93.8 | 94.5 | 94.9 | 95.2 | 95.6 | 96.0 | 96.0 | 96.0 |
| GE 700 | 21.6 | 59.3 | 69.6 | 79.5 | 86.4 | 90.8 | 92.3 | 93.8 | 95.2 | 96.0 | 96.3 | 96.7 | 97.1 | 97.4 | 97.4 | 97.4 |
| GE 600 | 21.6 | 59.3 | 69.6 | 79.5 | 86.4 | 91.2 | 92.7 | 94.1 | 95.6 | 96.3 | 96.7 | 97.1 | 97.4 | 97.8 | 97.8 | 97.8 |
| GE 500 | 21.6 | 59.3 | 69.6 | 79.5 | 86.4 | 91.2 | 93.0 | 94.5 | 96.0 | 96.7 | 97.1 | 97.4 | 97.8 | 98.2 | 98.2 | 98.2 |
| GE 400 | 21.6 | 59.3 | 69.6 | 79.5 | 86.4 | 91.2 | 93.0 | 94.5 | 96.0 | 96.7 | 97.4 | 97.8 | 98.2 | 98.5 | 98.5 | 98.5 |
| GE 300 | 21.6 | 59.3 | 69.6 | 79.5 | 86.4 | 91.2 | 93.0 | 94.5 | 96.0 | 96.7 | 97.4 | 97.8 | 98.2 | 98.5 | 98.5 | 98.5 |
| GE 200 | 21.6 | 59.3 | 69.6 | 79.5 | 86.4 | 91.2 | 93.0 | 94.5 | 96.0 | 96.7 | 97.4 | 97.8 | 98.5 | 98.9 | 98.9 | 98.9 |
| GE 100 | 21.6 | 59.3 | 69.6 | 79.5 | 86.4 | 91.2 | 93.0 | 94.5 | 96.0 | 96.7 | 97.4 | 97.8 | 98.5 | 98.9 | 99.6 | 100.0 |
| GE 0 | 21.6 | 59.3 | 69.6 | 79.5 | 86.4 | 91.2 | 93.0 | 94.5 | 96.0 | 96.7 | 97.4 | 97.8 | 98.5 | 98.9 | 99.6 | 100.0 |

TOTAL NUMBER OF OBSERVATIONS: 273

GLOBAL CLIMATOLOGY BRANCH
USAFETAC
AIR WEATHER SERVICE/MAC

PERCENTAGE FREQUENCY OF OCCURRENCE OF CEILING VERSUS VISIBILITY
FROM HOURLY OBSERVATIONS

STATION NUMBER: 22550C STATION NAME: ARKHANGELSK USSR

PERIOD OF RECORD: 78-87
MONTH: MAR HOURS(LST): 1200-1400

| CEILING IN FEET | VISIBILITY IN STATUTE MILES | | | | | | | | | | | | | | |
|---|---|---|---|---|---|---|---|---|---|---|---|---|---|---|---|
| | GE 10 | GE 6 | GE 5 | GE 4 | GE 3 | GE 2 1/2 | GE 2 | GE 1 1/2 | GE 1 1/4 | GE 1 | GE 3/4 | GE 5/8 | GE 1/2 | GE 5/16 | GE 1/4 | GE 0 |
| NO CEIL | 13.8 | 21.2 | 21.9 | 24.6 | 24.9 | 25.3 | 25.9 | 26.3 | 26.3 | 26.6 | 26.6 | 26.6 | 26.6 | 26.9 | 26.9 | 26.9 |
| GE 20000 | 16.5 | 29.3 | 32.0 | 35.0 | 35.7 | 36.0 | 37.4 | 37.7 | 37.7 | 38.0 | 38.4 | 38.4 | 38.4 | 38.7 | 38.7 | 38.7 |
| GE 18000 | 16.5 | 29.3 | 32.0 | 35.0 | 35.7 | 36.0 | 37.4 | 37.7 | 37.7 | 38.0 | 38.4 | 38.4 | 38.4 | 38.7 | 38.7 | 38.7 |
| GE 16000 | 16.5 | 29.3 | 32.0 | 35.0 | 35.7 | 36.0 | 37.4 | 37.7 | 37.7 | 38.0 | 38.4 | 38.4 | 38.4 | 38.7 | 38.7 | 38.7 |
| GE 14000 | 16.5 | 29.3 | 32.0 | 35.0 | 35.7 | 36.0 | 37.4 | 37.7 | 37.7 | 38.0 | 38.4 | 38.4 | 38.4 | 38.7 | 38.7 | 38.7 |
| GE 12000 | 16.5 | 29.3 | 32.0 | 35.0 | 35.7 | 36.0 | 37.4 | 37.7 | 37.7 | 38.0 | 38.4 | 38.4 | 38.4 | 38.7 | 38.7 | 38.7 |
| GE 10000 | 20.9 | 45.5 | 50.2 | 56.6 | 58.6 | 60.3 | 62.6 | 64.6 | 65.0 | 65.3 | 65.7 | 65.7 | 65.7 | 66.0 | 66.0 | 66.0 |
| GE 9000 | 20.9 | 45.5 | 50.2 | 56.6 | 58.6 | 60.3 | 62.6 | 64.6 | 65.0 | 65.3 | 65.7 | 65.7 | 65.7 | 66.0 | 66.0 | 66.0 |
| GE 8000 | 20.9 | 45.5 | 50.2 | 56.6 | 58.6 | 60.3 | 62.6 | 64.6 | 65.0 | 65.3 | 65.7 | 65.7 | 65.7 | 66.0 | 66.0 | 66.0 |
| GE 7000 | 20.9 | 45.5 | 50.2 | 56.6 | 58.6 | 60.3 | 62.6 | 64.6 | 65.0 | 65.3 | 65.7 | 65.7 | 65.7 | 66.0 | 66.0 | 66.0 |
| GE 6000 | 20.9 | 45.5 | 50.2 | 56.6 | 58.6 | 60.3 | 62.6 | 64.6 | 65.0 | 65.3 | 65.7 | 65.7 | 65.7 | 66.0 | 66.0 | 66.0 |
| GE 5000 | 20.9 | 45.5 | 50.2 | 56.6 | 58.6 | 60.3 | 62.6 | 64.6 | 65.0 | 65.3 | 65.7 | 65.7 | 65.7 | 66.0 | 66.0 | 66.0 |
| GE 4500 | 20.9 | 45.5 | 50.2 | 56.6 | 58.6 | 60.3 | 62.6 | 64.6 | 65.0 | 65.3 | 65.7 | 65.7 | 65.7 | 66.0 | 66.0 | 66.0 |
| GE 4000 | 20.9 | 45.5 | 50.5 | 56.9 | 58.9 | 60.6 | 63.0 | 65.0 | 65.3 | 65.7 | 66.0 | 66.0 | 66.0 | 66.3 | 66.3 | 66.3 |
| GE 3500 | 20.9 | 46.1 | 50.8 | 57.2 | 59.3 | 60.9 | 63.3 | 65.3 | 65.7 | 66.0 | 66.3 | 66.3 | 66.3 | 66.7 | 66.7 | 66.7 |
| GE 3000 | 20.9 | 47.1 | 52.2 | 58.6 | 60.6 | 62.3 | 64.6 | 66.7 | 67.0 | 67.3 | 67.7 | 67.7 | 67.7 | 68.0 | 68.0 | 68.0 |
| GE 2500 | 22.6 | 51.5 | 56.6 | 63.0 | 65.0 | 66.7 | 69.0 | 71.0 | 71.4 | 71.7 | 72.1 | 72.1 | 72.1 | 72.4 | 72.4 | 72.4 |
| GE 2000 | 25.6 | 57.6 | 62.6 | 69.4 | 71.7 | 73.7 | 76.1 | 78.1 | 78.5 | 78.8 | 79.1 | 79.1 | 79.1 | 79.5 | 79.5 | 79.5 |
| GE 1800 | 26.9 | 60.9 | 66.7 | 74.1 | 76.8 | 78.8 | 81.1 | 83.2 | 83.5 | 83.8 | 84.2 | 84.2 | 84.2 | 84.5 | 84.5 | 84.5 |
| GE 1500 | 27.3 | 64.3 | 71.4 | 79.1 | 82.2 | 84.5 | 86.9 | 89.9 | 89.2 | 89.6 | 89.9 | 89.9 | 89.9 | 90.2 | 90.2 | 90.2 |
| GE 1200 | 27.3 | 66.3 | 74.1 | 83.2 | 86.5 | 89.2 | 91.9 | 94.3 | 94.6 | 94.9 | 95.3 | 95.3 | 95.3 | 95.6 | 95.6 | 95.6 |
| GE 1000 | 27.6 | 66.7 | 74.7 | 84.2 | 87.5 | 90.2 | 92.9 | 95.3 | 96.0 | 96.3 | 97.0 | 97.3 | 97.3 | 97.3 | 97.3 | 97.3 |
| GE 900 | 27.6 | 66.7 | 74.7 | 84.2 | 88.6 | 91.2 | 93.9 | 96.3 | 97.0 | 97.3 | 98.0 | 98.0 | 98.3 | 98.3 | 98.3 | 98.3 |
| GE 800 | 27.6 | 66.7 | 74.7 | 84.2 | 88.6 | 91.2 | 93.9 | 96.3 | 97.0 | 97.3 | 98.0 | 98.0 | 98.3 | 98.3 | 98.3 | 98.3 |
| GE 700 | 27.6 | 67.0 | 75.1 | 84.5 | 88.9 | 91.6 | 94.3 | 96.6 | 97.3 | 97.6 | 98.3 | 98.3 | 98.3 | 98.7 | 98.7 | 98.7 |
| GE 600 | 27.6 | 67.0 | 75.4 | 84.8 | 89.6 | 92.3 | 94.9 | 97.3 | 98.0 | 98.3 | 99.0 | 99.0 | 99.0 | 99.3 | 99.3 | 99.3 |
| GE 500 | 27.6 | 67.0 | 75.4 | 84.8 | 89.6 | 92.3 | 94.9 | 97.3 | 98.0 | 98.3 | 99.0 | 99.0 | 99.0 | 99.3 | 99.3 | 99.3 |
| GE 400 | 27.6 | 67.0 | 75.4 | 84.8 | 89.6 | 92.3 | 94.9 | 97.6 | 98.3 | 98.7 | 99.3 | 99.3 | 99.3 | 99.7 | 99.7 | 99.7 |
| GE 300 | 27.6 | 67.0 | 75.4 | 84.8 | 89.6 | 92.3 | 94.9 | 97.6 | 98.3 | 98.7 | 99.3 | 99.3 | 99.3 | 99.7 | 99.7 | 99.7 |
| GE 200 | 27.6 | 67.0 | 75.4 | 84.8 | 89.6 | 92.3 | 94.9 | 97.6 | 98.3 | 98.7 | 99.3 | 99.3 | 99.7 | 100.0 | 100.0 | 100.0 |
| GE 100 | 27.6 | 67.0 | 75.4 | 84.8 | 89.6 | 92.3 | 94.9 | 97.6 | 98.3 | 98.7 | 99.3 | 99.3 | 99.7 | 100.0 | 100.0 | 100.0 |
| GE 0 | 27.6 | 67.0 | 75.4 | 84.8 | 89.6 | 92.3 | 94.9 | 97.6 | 98.3 | 98.7 | 99.3 | 99.3 | 99.7 | 100.0 | 100.0 | 100.0 |

TOTAL NUMBER OF OBSERVATIONS: 297

GLOBAL CLIMATOLOGY BRANCH
USAFETAC
AIR WEATHER SERVICE/MAC

PERCENTAGE FREQUENCY OF OCCURRENCE OF CEILING VERSUS VISIBILITY
FROM HOURLY OBSERVATIONS

STATION NUMBER: 22550[illegible] STATION NAME: ARKHANGELSK USSR

PERIOD OF RECORD: 78-87
MONTH: MAR HOURS(LST): 1500-1700

| CEILING IN FEET | VISIBILITY IN STATUTE MILES | | | | | | | | | | | | | | | |
|---|---|---|---|---|---|---|---|---|---|---|---|---|---|---|---|---|
| | GE 10 | GE 6 | GE 5 | GE 4 | GE 3 | GE 2 1/2 | GE 2 | GE 1 1/2 | GE 1 1/4 | GE 1 | GE 3/4 | GE 5/8 | GE 1/2 | GE 5/16 | GE 1/4 | GE 0 |
| NO CEIL | 16.9 | 24.2 | 25.3 | 26.9 | 27.3 | 27.3 | 27.3 | 27.3 | 27.3 | 27.9 | 27.9 | 27.9 | 27.9 | 27.9 | 27.9 | 27.9 |
| GE 20000 | 20.2 | 33.7 | 35.4 | 37.7 | 38.7 | 38.7 | 38.7 | 38.7 | 38.7 | 39.4 | 39.4 | 39.4 | 39.4 | 39.4 | 39.4 | 39.4 |
| GE 18000 | 20.2 | 33.7 | 35.4 | 37.7 | 38.7 | 38.7 | 38.7 | 38.7 | 38.7 | 39.4 | 39.4 | 39.4 | 39.4 | 39.4 | 39.4 | 39.4 |
| GE 16000 | 20.2 | 33.7 | 35.4 | 37.7 | 38.7 | 38.7 | 38.7 | 38.7 | 38.7 | 39.4 | 39.4 | 39.4 | 39.4 | 39.4 | 39.4 | 39.4 |
| GE 14000 | 20.2 | 33.7 | 35.4 | 37.7 | 38.7 | 38.7 | 38.7 | 38.7 | 38.7 | 39.4 | 39.4 | 39.4 | 39.4 | 39.4 | 39.4 | 39.4 |
| GE 12000 | 20.2 | 33.7 | 35.4 | 37.7 | 38.7 | 38.7 | 38.7 | 38.7 | 38.7 | 39.4 | 39.4 | 39.4 | 39.4 | 39.4 | 39.4 | 39.4 |
| GE 10000 | 25.3 | 47.8 | 50.6 | 55.6 | 58.2 | 59.3 | 59.3 | 59.9 | 59.9 | 60.9 | 60.9 | 60.9 | 60.9 | 60.9 | 60.9 | 60.9 |
| GE 9000 | 25.3 | 47.8 | 50.6 | 55.6 | 58.2 | 59.3 | 59.3 | 59.9 | 59.9 | 60.9 | 60.9 | 60.9 | 60.9 | 60.9 | 60.9 | 60.9 |
| GE 8000 | 25.3 | 47.8 | 50.6 | 55.6 | 58.2 | 59.3 | 59.3 | 59.9 | 59.9 | 60.9 | 60.9 | 60.9 | 60.9 | 60.9 | 60.9 | 60.9 |
| GE 7000 | 25.3 | 47.8 | 50.6 | 55.6 | 58.2 | 59.3 | 59.3 | 59.9 | 59.9 | 60.9 | 60.9 | 60.9 | 60.9 | 60.9 | 60.9 | 60.9 |
| GE 6000 | 25.3 | 47.8 | 50.6 | 55.6 | 58.2 | 59.3 | 59.3 | 59.9 | 59.9 | 60.9 | 60.9 | 60.9 | 60.9 | 60.9 | 60.9 | 60.9 |
| GE 5000 | 25.3 | 47.8 | 50.6 | 55.6 | 58.2 | 59.3 | 59.3 | 59.9 | 59.9 | 60.9 | 60.9 | 60.9 | 60.9 | 60.9 | 60.9 | 60.9 |
| GE 4500 | 25.3 | 47.8 | 50.6 | 55.6 | 58.2 | 59.3 | 59.3 | 59.9 | 59.9 | 60.9 | 60.9 | 60.9 | 60.9 | 60.9 | 60.9 | 60.9 |
| GE 4000 | 25.6 | 48.5 | 51.5 | 56.2 | 59.3 | 60.3 | 60.3 | 60.9 | 60.9 | 62.0 | 62.0 | 62.0 | 62.0 | 62.0 | 62.0 | 62.0 |
| GE 3500 | 25.9 | 48.8 | 51.6 | 56.6 | 59.6 | 60.6 | 60.6 | 61.3 | 61.3 | 62.3 | 62.3 | 62.3 | 62.3 | 62.3 | 62.3 | 62.3 |
| GE 3000 | 25.9 | 49.8 | 52.9 | 57.6 | 60.6 | 61.6 | 61.6 | 62.3 | 62.3 | 63.3 | 63.3 | 63.3 | 63.3 | 63.3 | 63.3 | 63.3 |
| GE 2500 | 27.9 | 55.[illegible] | 58.6 | 63.6 | 66.7 | 67.7 | 67.7 | 68.4 | 68.4 | 69.4 | 69.4 | 69.4 | 69.4 | 69.4 | 69.4 | 69.4 |
| GE 2000 | 29.[illegible] | 62.[illegible] | 65.3 | 70.7 | 74.4 | 75.4 | 75.8 | 76.4 | 76.4 | 77.4 | 77.4 | 77.4 | 77.4 | 77.4 | 77.4 | 77.4 |
| GE 1800 | 30.3 | 64.0 | 67.3 | 72.7 | 76.4 | 77.8 | 78.1 | 79.5 | 79.5 | 80.5 | 80.5 | 80.5 | 80.5 | 80.5 | 80.5 | 80.5 |
| GE 1500 | 31.3 | 67.[illegible] | 73.4 | 79.5 | 83.5 | 85.2 | 85.5 | 86.9 | 86.9 | 87.9 | 87.9 | 87.9 | 87.9 | 87.9 | 87.9 | 87.9 |
| GE 1200 | 31.6 | 72.4 | 77.1 | 84.2 | 88.6 | 90.2 | 91.2 | 92.9 | 92.9 | 93.9 | 93.9 | 93.9 | 93.9 | 93.9 | 93.9 | 93.9 |
| GE 1000 | 31.6 | 73.1 | 78.0 | 85.9 | 90.2 | 91.9 | 92.9 | 94.6 | 94.6 | 95.6 | 95.6 | 95.6 | 96.0 | 96.0 | 96.0 | 96.0 |
| GE 900 | 31.6 | 73.4 | 78.8 | 86.5 | 90.9 | 92.9 | 94.3 | 96.0 | 96.3 | 97.3 | 97.3 | 97.3 | 98.0 | 98.0 | 98.0 | 98.0 |
| GE 800 | 31.6 | 73.4 | 78.8 | 86.9 | 91.2 | 93.3 | 94.9 | 96.6 | 97.0 | 98.0 | 98.0 | 98.0 | 98.7 | 98.7 | 98.7 | 98.7 |
| GE 700 | 31.6 | 73.4 | 78.8 | 87.5 | 91.9 | 93.9 | 95.6 | 97.3 | 97.6 | 98.7 | 98.7 | 98.7 | 99.3 | 99.3 | 99.3 | 99.3 |
| GE 600 | 31.6 | 73.4 | 78.8 | 87.5 | 91.9 | 93.9 | 95.6 | 97.3 | 97.6 | 98.7 | 98.7 | 98.7 | 99.3 | 99.3 | 99.3 | 99.3 |
| GE 500 | 31.6 | 73.4 | 79.1 | 87.9 | 92.3 | 94.3 | 96.0 | 97.6 | 98.0 | 99.0 | 99.0 | 99.0 | 99.7 | 99.7 | 99.7 | 99.7 |
| GE 400 | 31.6 | 73.4 | 79.1 | 87.9 | 92.3 | 94.3 | 96.0 | 97.6 | 98.0 | 99.0 | 99.0 | 99.0 | 99.7 | 99.7 | 99.7 | 99.7 |
| GE 300 | 31.6 | 73.4 | 79.1 | 87.9 | 92.3 | 94.3 | 96.0 | 97.6 | 98.0 | 99.0 | 99.0 | 99.0 | 99.7 | 99.7 | 99.7 | 99.7 |
| GE 200 | 31.6 | 73.4 | 79.1 | 87.9 | 92.3 | 94.3 | 96.0 | 97.6 | 98.0 | 99.0 | 99.0 | 99.0 | 100.0 | 100.0 | 100.0 | 100.0 |
| GE 100 | 31.6 | 73.4 | 79.1 | 87.9 | 92.3 | 94.3 | 96.0 | 97.6 | 98.0 | 99.0 | 99.0 | 99.0 | 100.0 | 100.0 | 100.0 | 100.0 |
| GE 0 | 31.6 | 73.4 | 79.1 | 87.9 | 92.3 | 94.3 | 96.0 | 97.6 | 98.0 | 99.0 | 99.0 | 99.0 | 100.0 | 100.0 | 100.0 | 100.0 |

TOTAL NUMBER OF OBSERVATIONS: 297

GLOBAL CLIMATOLOGY BRANCH
USAFETAC
AIR WEATHER SERVICE/MAC

PERCENTAGE FREQUENCY OF OCCURRENCE OF CEILING VERSUS VISIBILITY
FROM HOURLY OBSERVATIONS

STATION NUMBER: 22550 STATION NAME: ARKHANGELSK USSR

PERIOD OF RECORD: 78-87
MONTH: MAR HOURS(LST): 1800-2100

| CEILING IN FEET | VISIBILITY IN STATUTE MILES | | | | | | | | | | | | | | | |
|---|---|---|---|---|---|---|---|---|---|---|---|---|---|---|---|---|
| | GE 10 | GE 6 | GE 5 | GE 4 | GE 3 | GE 2 1/2 | GE 2 | GE 1 1/2 | GE 1 1/4 | GE 1 | GE 3/4 | GE 5/8 | GE 1/2 | GE 5/16 | GE 1/4 | GE 0 |
| NO CEIL | 13.5 | 24.0 | 25.3 | 25.3 | 25.3 | 25.3 | 25.3 | 25.3 | 25.7 | 25.7 | 25.7 | 25.7 | 25.7 | 25.7 | 25.7 | 25.7 |
| GE 20000 | 19.2 | 34.5 | 36.1 | 37.8 | 37.8 | 38.2 | 38.2 | 38.2 | 38.5 | 38.5 | 38.5 | 38.5 | 38.5 | 38.5 | 38.5 | 38.5 |
| GE 18000 | 19.2 | 34.5 | 36.1 | 37.8 | 37.8 | 38.2 | 38.2 | 38.2 | 38.5 | 38.5 | 38.5 | 38.5 | 38.5 | 38.5 | 38.5 | 38.5 |
| GE 16000 | 19.2 | 34.5 | 36.1 | 37.8 | 37.8 | 38.2 | 38.2 | 38.2 | 38.5 | 38.5 | 38.5 | 38.5 | 38.5 | 38.5 | 38.5 | 38.5 |
| GE 14000 | 19.2 | 34.5 | 36.1 | 37.8 | 37.8 | 38.2 | 38.2 | 38.2 | 38.5 | 38.5 | 38.5 | 38.5 | 38.5 | 38.5 | 38.5 | 38.5 |
| GE 12000 | 19.2 | 34.5 | 36.1 | 37.8 | 37.8 | 38.2 | 38.2 | 38.2 | 38.5 | 38.5 | 38.5 | 38.5 | 38.5 | 38.5 | 38.5 | 38.5 |
| GE 10000 | 23.6 | 50.8 | 53.0 | 55.1 | 56.1 | 56.8 | 56.8 | 57.4 | 57.8 | 58.1 | 58.1 | 58.1 | 58.1 | 58.1 | 58.1 | 58.1 |
| GE 9000 | 23.6 | 50.8 | 53.0 | 55.1 | 56.1 | 56.8 | 56.8 | 57.4 | 57.8 | 58.1 | 58.1 | 58.1 | 58.1 | 58.1 | 58.1 | 58.1 |
| GE 8000 | 23.6 | 50.8 | 53.0 | 55.1 | 56.1 | 56.8 | 56.8 | 57.4 | 57.8 | 58.1 | 58.1 | 58.1 | 58.1 | 58.1 | 58.1 | 58.1 |
| GE 7000 | 23.6 | 50.8 | 53.0 | 55.1 | 56.1 | 56.8 | 56.8 | 57.4 | 57.8 | 58.1 | 58.1 | 58.1 | 58.1 | 58.1 | 58.1 | 58.1 |
| GE 6000 | 23.6 | 50.8 | 53.0 | 55.1 | 56.1 | 56.8 | 56.8 | 57.4 | 57.8 | 58.1 | 58.1 | 58.1 | 58.1 | 58.1 | 58.1 | 58.1 |
| GE 5000 | 23.6 | 50.8 | 53.4 | 55.4 | 56.4 | 57.1 | 57.1 | 57.8 | 58.1 | 58.4 | 58.4 | 58.4 | 58.4 | 58.4 | 58.4 | 58.4 |
| GE 4500 | 23.6 | 50.8 | 53.4 | 55.4 | 56.4 | 57.1 | 57.1 | 57.8 | 58.1 | 58.4 | 58.4 | 58.4 | 58.4 | 58.4 | 58.4 | 58.4 |
| GE 4000 | 24.0 | 51.4 | 54.4 | 56.4 | 57.4 | 58.1 | 58.1 | 58.8 | 59.1 | 59.5 | 59.5 | 59.5 | 59.5 | 59.5 | 59.5 | 59.5 |
| GE 3500 | 24.3 | 52.7 | 55.7 | 57.8 | 58.8 | 59.5 | 59.5 | 60.1 | 60.5 | 60.8 | 60.8 | 60.8 | 60.8 | 60.8 | 60.8 | 60.8 |
| GE 3000 | 24.3 | 53.7 | 56.8 | 58.8 | 59.8 | 60.5 | 60.5 | 61.1 | 61.5 | 61.8 | 61.8 | 61.8 | 61.8 | 61.8 | 61.8 | 61.8 |
| GE 2500 | 24.7 | 56.8 | 60.1 | 62.8 | 63.9 | 64.5 | 64.5 | 65.2 | 65.5 | 65.9 | 65.9 | 65.9 | 65.9 | 65.9 | 65.9 | 65.9 |
| GE 2000 | 26.0 | 60.8 | 65.2 | 67.9 | 68.9 | 69.9 | 69.9 | 71.3 | 72.0 | 72.3 | 72.3 | 72.3 | 72.3 | 72.3 | 72.3 | 72.3 |
| GE 1800 | 27.4 | 63.2 | 67.6 | 71.0 | 73.6 | 74.7 | 74.7 | 76.4 | 77.0 | 77.7 | 77.7 | 77.7 | 77.7 | 77.7 | 77.7 | 77.7 |
| GE 1500 | 28.0 | 66.9 | 72.3 | 77.7 | 80.1 | 81.1 | 81.4 | 83.1 | 83.8 | 84.8 | 84.8 | 84.8 | 84.8 | 84.8 | 84.8 | 84.8 |
| GE 1200 | 28.4 | 71.3 | 79.0 | 85.5 | 89.2 | 91.2 | 91.9 | 93.6 | 94.9 | 95.9 | 95.9 | 95.9 | 95.9 | 95.9 | 95.9 | 95.9 |
| GE 1000 | 28.4 | 72.0 | 79.7 | 86.5 | 90.5 | 92.9 | 93.6 | 95.3 | 97.0 | 98.3 | 98.3 | 98.3 | 98.3 | 98.3 | 98.3 | 98.3 |
| GE 900 | 28.4 | 72.0 | 79.7 | 86.5 | 90.5 | 93.2 | 93.9 | 95.6 | 97.3 | 98.6 | 98.6 | 98.6 | 98.6 | 98.6 | 98.6 | 98.6 |
| GE 800 | 28.4 | 72.0 | 79.7 | 86.5 | 90.5 | 93.2 | 93.9 | 95.9 | 97.6 | 99.0 | 99.0 | 99.0 | 99.0 | 99.0 | 99.0 | 99.0 |
| GE 700 | 28.4 | 72.0 | 79.7 | 86.5 | 90.5 | 93.2 | 93.9 | 95.9 | 98.3 | 99.7 | 99.7 | 99.7 | 99.7 | 99.7 | 99.7 | 99.7 |
| GE 600 | 28.4 | 72.0 | 79.7 | 86.5 | 90.5 | 93.2 | 93.9 | 95.9 | 98.3 | 99.7 | 99.7 | 99.7 | 99.7 | 99.7 | 99.7 | 99.7 |
| GE 500 | 28.4 | 72.0 | 79.7 | 86.5 | 90.5 | 93.2 | 93.9 | 95.9 | 98.3 | 99.7 | 99.7 | 99.7 | 99.7 | 99.7 | 99.7 | 99.7 |
| GE 450 | 28.4 | 72.0 | 79.7 | 86.5 | 90.5 | 93.2 | 93.9 | 95.9 | 98.3 | 99.7 | 99.7 | 99.7 | 99.7 | 99.7 | 99.7 | 99.7 |
| GE 400 | 28.4 | 72.0 | 79.7 | 86.5 | 90.5 | 93.2 | 93.9 | 95.9 | 98.3 | 99.7 | 99.7 | 99.7 | 99.7 | 99.7 | 99.7 | 99.7 |
| GE 350 | 28.4 | 72.0 | 79.7 | 86.5 | 90.5 | 93.2 | 93.9 | 95.9 | 98.3 | 99.7 | 99.7 | 99.7 | 99.7 | 99.7 | 99.7 | 99.7 |
| GE 300 | 28.4 | 72.0 | 79.7 | 86.5 | 90.5 | 93.2 | 93.9 | 95.9 | 98.3 | 99.7 | 99.7 | 99.7 | 99.7 | 99.7 | 99.7 | 99.7 |
| GE 250 | 28.4 | 72.0 | 79.7 | 86.5 | 90.5 | 93.2 | 93.9 | 95.9 | 98.3 | 99.7 | 99.7 | 99.7 | 99.7 | 99.7 | 99.7 | 100.0 |
| GE 200 | 28.4 | 72.0 | 79.7 | 86.5 | 90.5 | 93.2 | 93.9 | 95.9 | 98.3 | 99.7 | 99.7 | 99.7 | 99.7 | 99.7 | 99.7 | 100.0 |

TOTAL NUMBER OF OBSERVATIONS: 296

GLOBAL CLIMATOLOGY BRANCH
USAFETAC
AIR WEATHER SERVICE/MAC

PERCENTAGE FREQUENCY OF OCCURRENCE OF CEILING VERSUS VISIBILITY
FROM HOURLY OBSERVATIONS

STATION NUMBER: 225500 STATION NAME: ARKHANGELSK USSR

PERIOD OF RECORD: 78-87
MONTH: MAR HOURS(LST): 2100-2300

| CEILING IN FEET | VISIBILITY IN STATUTE MILES | | | | | | | | | | | | | | | |
|---|---|---|---|---|---|---|---|---|---|---|---|---|---|---|---|---|
| | GE 10 | GE 6 | GE 5 | GE 4 | GE 3 | GE 2 1/2 | GE 2 | GE 1 1/2 | GE 1 1/4 | GE 1 | GE 3/4 | GE 5/8 | GE 1/2 | GE 5/16 | GE 1/4 | GE 0 |
| NO CEIL | 15.9 | 30.2 | 33.2 | 33.6 | 33.6 | 33.6 | 34.2 | 34.2 | 34.2 | 34.6 | 34.6 | 34.6 | 34.9 | 35.2 | 35.2 | 35.5 |
| GE 20000 | 18.3 | 34.6 | 37.9 | 38.5 | 38.5 | 38.5 | 39.2 | 39.2 | 39.2 | 39.5 | 39.5 | 39.5 | 39.9 | 40.2 | 40.2 | 40.5 |
| GE 18000 | 18.3 | 34.6 | 37.9 | 38.5 | 38.5 | 38.5 | 39.2 | 39.2 | 39.2 | 39.5 | 39.5 | 39.5 | 39.9 | 40.2 | 40.2 | 40.5 |
| GE 16000 | 18.3 | 34.6 | 37.9 | 38.5 | 38.5 | 38.5 | 39.2 | 39.2 | 39.2 | 39.5 | 39.5 | 39.5 | 39.9 | 40.2 | 40.2 | 40.5 |
| GE 14000 | 18.3 | 34.6 | 37.9 | 38.5 | 38.5 | 38.5 | 39.2 | 39.2 | 39.2 | 39.5 | 39.5 | 39.5 | 39.9 | 40.2 | 40.2 | 40.5 |
| GE 12000 | 18.3 | 34.6 | 37.9 | 38.5 | 38.5 | 38.5 | 39.2 | 39.2 | 39.2 | 39.5 | 39.5 | 39.5 | 39.9 | 40.2 | 40.2 | 40.5 |
| GE 10000 | 24.6 | 47.6 | 51.5 | 53.5 | 54.2 | 54.5 | 55.5 | 55.5 | 55.5 | 55.8 | 55.8 | 55.8 | 56.1 | 56.5 | 56.5 | 56.8 |
| GE 9000 | 24.6 | 47.6 | 51.5 | 53.5 | 54.2 | 54.5 | 55.5 | 55.5 | 55.5 | 55.8 | 55.8 | 55.8 | 56.1 | 56.5 | 56.5 | 56.8 |
| GE 8000 | 24.6 | 47.8 | 51.5 | 53.5 | 54.2 | 54.5 | 55.5 | 55.5 | 55.5 | 55.8 | 55.8 | 55.8 | 56.1 | 56.5 | 56.5 | 56.8 |
| GE 7000 | 24.6 | 47.8 | 51.5 | 53.5 | 54.2 | 54.5 | 55.5 | 55.5 | 55.5 | 55.8 | 55.8 | 55.8 | 56.1 | 56.5 | 56.5 | 56.8 |
| GE 6000 | 24.6 | 47.8 | 51.5 | 53.5 | 54.2 | 54.5 | 55.5 | 55.5 | 55.5 | 55.8 | 55.8 | 55.8 | 56.1 | 56.5 | 56.5 | 56.8 |
| GE 5000 | 24.6 | 47.8 | 51.5 | 53.5 | 54.2 | 54.5 | 55.5 | 55.5 | 55.5 | 55.8 | 55.8 | 55.8 | 56.1 | 56.5 | 56.5 | 56.8 |
| GE 4500 | 24.6 | 47.8 | 51.8 | 53.8 | 54.5 | 54.8 | 55.8 | 55.8 | 55.8 | 56.1 | 56.1 | 56.1 | 56.5 | 56.8 | 56.8 | 57.1 |
| GE 4000 | 25.2 | 49.2 | 53.5 | 55.6 | 56.5 | 56.8 | 57.8 | 57.8 | 57.8 | 58.1 | 58.1 | 58.1 | 58.5 | 58.8 | 58.8 | 59.1 |
| GE 3500 | 25.6 | 49.5 | 54.2 | 56.5 | 57.1 | 57.5 | 58.5 | 58.5 | 58.5 | 58.8 | 58.8 | 58.8 | 59.1 | 59.5 | 59.5 | 59.8 |
| GE 3000 | 26.6 | 51.5 | 56.5 | 58.8 | 59.5 | 59.8 | 60.8 | 60.8 | 60.8 | 61.1 | 61.1 | 61.1 | 61.5 | 61.8 | 61.8 | 62.1 |
| GE 2500 | 28.2 | 55.8 | 61.6 | 64.1 | 64.8 | 65.1 | 66.1 | 66.1 | 66.1 | 66.4 | 66.4 | 66.4 | 66.8 | 67.1 | 67.1 | 67.4 |
| GE 2000 | 29.9 | 59.8 | 66.6 | 69.4 | 70.1 | 70.4 | 71.4 | 71.4 | 71.4 | 71.8 | 71.8 | 71.8 | 72.1 | 72.4 | 72.4 | 72.8 |
| GE 1800 | 30.2 | 62.6 | 70.1 | 73.6 | 74.4 | 74.8 | 75.7 | 75.7 | 75.7 | 76.1 | 76.1 | 76.1 | 76.4 | 76.7 | 76.7 | 77.1 |
| GE 1500 | 31.2 | 67.1 | 74.4 | 79.7 | 80.7 | 81.1 | 82.1 | 82.4 | 82.4 | 83.1 | 83.1 | 83.1 | 83.4 | 83.7 | 83.7 | 84.1 |
| GE 1200 | 31.2 | 69.6 | 77.7 | 84.1 | 86.7 | 87.7 | 88.7 | 89.0 | 90.0 | 90.7 | 90.7 | 90.7 | 91.0 | 91.7 | 91.7 | 92.0 |
| GE 1000 | 31.2 | 71.1 | 79.4 | 86.0 | 89.0 | 90.4 | 91.7 | 92.0 | 93.0 | 93.7 | 93.7 | 93.7 | 94.0 | 94.7 | 94.7 | 95.0 |
| GE 900 | 31.2 | 71.1 | 80.4 | 87.0 | 90.0 | 91.4 | 92.7 | 93.4 | 94.4 | 95.3 | 95.3 | 95.3 | 95.7 | 96.3 | 96.3 | 96.7 |
| GE 800 | 31.2 | 71.4 | 80.7 | 87.7 | 90.7 | 92.0 | 93.4 | 94.0 | 95.0 | 95.3 | 96.3 | 96.3 | 96.7 | 97.3 | 97.3 | 97.7 |
| GE 700 | 31.2 | 71.4 | 80.7 | 87.7 | 90.7 | 92.0 | 93.4 | 94.0 | 95.0 | 96.3 | 96.3 | 96.3 | 96.7 | 97.3 | 97.3 | 97.7 |
| GE 600 | 31.2 | 71.8 | 81.1 | 88.0 | 91.0 | 92.4 | 93.7 | 94.4 | 95.3 | 96.7 | 96.7 | 96.7 | 97.0 | 97.7 | 97.7 | 98.0 |
| GE 500 | 31.2 | 71.8 | 81.1 | 88.0 | 91.0 | 92.4 | 93.7 | 94.4 | 95.3 | 96.7 | 96.7 | 96.7 | 97.0 | 97.7 | 97.7 | 98.0 |
| GE 400 | 31.2 | 71.8 | 81.1 | 88.0 | 91.0 | 92.4 | 93.7 | 94.4 | 95.3 | 96.7 | 96.7 | 96.7 | 97.0 | 97.7 | 97.7 | 98.0 |
| GE 300 | 31.2 | 71.8 | 81.1 | 88.0 | 91.0 | 92.4 | 93.7 | 94.4 | 95.3 | 96.7 | 96.7 | 96.7 | 97.0 | 97.7 | 97.7 | 98.0 |
| GE 200 | 31.2 | 71.8 | 81.1 | 88.0 | 91.0 | 92.4 | 93.7 | 94.4 | 95.3 | 96.7 | 96.7 | 96.7 | 97.7 | 98.7 | 98.7 | 99.0 |
| GE 100 | 31.2 | 71.8 | 81.1 | 88.0 | 91.0 | 92.4 | 93.7 | 94.4 | 95.3 | 96.7 | 96.7 | 96.7 | 97.7 | 98.7 | 99.0 | 99.7 |
| GE 0 | 31.2 | 71.8 | 81.1 | 88.0 | 91.0 | 92.4 | 93.7 | 94.4 | 95.3 | 96.7 | 96.7 | 96.7 | 97.7 | 98.7 | 99.0 | 100.0 |

TOTAL NUMBER OF OBSERVATIONS: 301

GLOBAL CLIMATOLOGY BRANCH
USAFETAC
AIR WEATHER SERVICE/MAC

PERCENTAGE FREQUENCY OF OCCURRENCE OF CEILING VERSUS VISIBILITY
FROM HOURLY OBSERVATIONS

STATION NUMBER: 225500 STATION NAME: ARKHANGELSK USSR

PERIOD OF RECORD: 78-87
MONTH: MAR HOURS(LST): ALL

| CEILING IN FEET | VISIBILITY IN STATUTE MILES | | | | | | | | | | | | | | | |
|---|---|---|---|---|---|---|---|---|---|---|---|---|---|---|---|---|
| | GE 10 | GE 6 | GE 5 | GE 4 | GE 3 | GE 2 1/2 | GE 2 | GE 1 1/2 | GE 1 1/4 | GE 1 | GE 3/4 | GE 5/8 | GE 1/2 | GE 5/16 | GE 1/4 | GE 0 |
| NO CEIL | 14.3 | 24.9 | 26.5 | 27.7 | 28.1 | 28.3 | 28.5 | 28.6 | 28.7 | 28.8 | 28.8 | 28.8 | 29.0 | 29.2 | 29.2 | 29.4 |
| GE 20000 | 17.1 | 32.4 | 34.9 | 36.8 | 37.4 | 37.6 | 37.9 | 38.0 | 38.1 | 38.3 | 38.4 | 38.4 | 38.6 | 38.8 | 38.8 | 39.0 |
| GE 18000 | 17.1 | 32.4 | 34.9 | 36.8 | 37.4 | 37.6 | 37.9 | 38.0 | 38.1 | 38.3 | 38.4 | 38.4 | 38.6 | 38.8 | 38.8 | 39.0 |
| GE 16000 | 17.1 | 32.4 | 34.9 | 36.8 | 37.4 | 37.6 | 37.9 | 38.0 | 38.1 | 38.3 | 38.4 | 38.4 | 38.6 | 38.8 | 38.8 | 39.0 |
| GE 14000 | 17.1 | 32.4 | 34.9 | 36.8 | 37.4 | 37.6 | 37.9 | 38.0 | 38.1 | 38.3 | 38.4 | 38.4 | 38.6 | 38.8 | 38.8 | 39.0 |
| GE 12000 | 17.1 | 32.4 | 34.9 | 36.8 | 37.4 | 37.6 | 37.9 | 38.0 | 38.1 | 38.3 | 38.4 | 38.4 | 38.6 | 38.8 | 38.8 | 39.0 |
| GE 10000 | 21.5 | 45.0 | 48.7 | 52.6 | 54.4 | 55.3 | 55.8 | 56.3 | 56.5 | 56.9 | 57.0 | 57.0 | 57.2 | 57.4 | 57.4 | 57.6 |
| GE 9000 | 21.5 | 45.0 | 48.7 | 52.6 | 54.4 | 55.3 | 55.8 | 56.3 | 56.5 | 56.9 | 57.0 | 57.0 | 57.2 | 57.4 | 57.4 | 57.6 |
| GE 8000 | 21.5 | 45.0 | 48.7 | 52.6 | 54.4 | 55.3 | 55.8 | 56.3 | 56.5 | 56.9 | 57.0 | 57.0 | 57.2 | 57.4 | 57.4 | 57.6 |
| GE 7000 | 21.5 | 45.0 | 48.7 | 52.6 | 54.4 | 55.3 | 55.8 | 56.3 | 56.5 | 56.9 | 57.0 | 57.0 | 57.2 | 57.4 | 57.4 | 57.6 |
| GE 6000 | 21.5 | 45.0 | 48.7 | 52.6 | 54.4 | 55.3 | 55.8 | 56.3 | 56.5 | 56.9 | 57.0 | 57.0 | 57.2 | 57.4 | 57.4 | 57.6 |
| GE 5000 | 21.6 | 45.1 | 48.8 | 52.7 | 54.6 | 55.4 | 55.9 | 56.4 | 56.7 | 57.0 | 57.1 | 57.1 | 57.3 | 57.6 | 57.6 | 57.7 |
| GE 4500 | 21.6 | 45.3 | 49.0 | 52.9 | 54.8 | 55.7 | 56.2 | 56.7 | 56.9 | 57.3 | 57.3 | 57.4 | 57.6 | 57.8 | 57.8 | 57.9 |
| GE 4000 | 21.9 | 46.1 | 49.9 | 53.9 | 55.8 | 56.6 | 57.1 | 57.6 | 57.9 | 58.2 | 58.3 | 58.4 | 58.5 | 58.8 | 58.8 | 58.9 |
| GE 3500 | 22.2 | 46.8 | 50.7 | 54.7 | 56.6 | 57.5 | 58.0 | 58.5 | 58.7 | 59.1 | 59.2 | 59.2 | 59.4 | 59.6 | 59.6 | 59.8 |
| GE 3000 | 22.5 | 47.8 | 51.9 | 56.0 | 57.9 | 58.8 | 59.3 | 59.8 | 60.1 | 60.4 | 60.5 | 60.5 | 60.7 | 60.9 | 60.9 | 61.1 |
| GE 2500 | 23.7 | 51.3 | 55.9 | 60.1 | 62.2 | 63.0 | 63.5 | 64.0 | 64.3 | 64.6 | 64.7 | 64.8 | 64.9 | 65.2 | 65.2 | 65.3 |
| GE 2000 | 25.3 | 56.0 | 61.2 | 66.0 | 68.4 | 69.5 | 70.0 | 70.6 | 70.9 | 71.3 | 71.4 | 71.5 | 71.6 | 71.9 | 71.9 | 72.0 |
| GE 1800 | 26.0 | 58.2 | 63.7 | 69.3 | 71.9 | 73.1 | 73.7 | 74.4 | 74.7 | 75.1 | 75.3 | 75.3 | 75.5 | 75.8 | 75.8 | 75.9 |
| GE 1500 | 26.8 | 62.0 | 68.3 | 74.9 | 77.8 | 79.3 | 80.1 | 80.9 | 81.2 | 81.7 | 81.9 | 81.9 | 82.1 | 82.4 | 82.4 | 82.5 |
| GE 1200 | 27.4 | 65.3 | 72.7 | 81.1 | 85.1 | 87.3 | 88.2 | 89.4 | 90.0 | 90.5 | 90.6 | 90.7 | 90.9 | 91.3 | 91.3 | 91.4 |
| GE 1000 | 27.6 | 66.5 | 74.3 | 83.1 | 87.5 | 89.8 | 91.0 | 92.2 | 93.1 | 93.6 | 93.8 | 93.8 | 94.1 | 94.5 | 94.5 | 94.6 |
| GE 900 | 27.7 | 66.6 | 74.7 | 83.6 | 88.1 | 90.5 | 91.9 | 93.1 | 94.0 | 94.6 | 94.8 | 94.8 | 95.1 | 95.5 | 95.5 | 95.6 |
| GE 800 | 27.7 | 66.8 | 74.9 | 84.0 | 88.7 | 91.1 | 92.5 | 93.9 | 94.7 | 95.5 | 95.7 | 95.7 | 96.0 | 96.4 | 96.4 | 96.5 |
| GE 700 | 27.7 | 67.0 | 75.3 | 84.5 | 89.2 | 91.7 | 93.1 | 94.6 | 95.6 | 96.3 | 96.5 | 96.6 | 96.9 | 97.2 | 97.2 | 97.4 |
| GE 600 | 27.7 | 67.1 | 75.4 | 84.7 | 89.5 | 92.0 | 93.5 | 95.1 | 96.1 | 96.8 | 97.0 | 97.1 | 97.4 | 97.8 | 97.8 | 97.9 |
| GE 500 | 27.7 | 67.1 | 75.5 | 84.8 | 89.6 | 92.0 | 93.6 | 95.2 | 96.2 | 97.0 | 97.2 | 97.2 | 97.5 | 98.0 | 98.0 | 98.1 |
| GE 400 | 27.7 | 67.1 | 75.5 | 84.8 | 89.6 | 92.0 | 93.6 | 95.3 | 96.2 | 97.1 | 97.3 | 97.4 | 97.7 | 98.1 | 98.1 | 98.3 |
| GE 300 | 27.7 | 67.1 | 75.5 | 84.8 | 89.6 | 92.1 | 93.6 | 95.3 | 96.3 | 97.1 | 97.4 | 97.4 | 97.7 | 98.2 | 98.2 | 98.3 |
| GE 200 | 27.7 | 67.1 | 75.5 | 84.8 | 89.6 | 92.1 | 93.6 | 95.3 | 96.3 | 97.1 | 97.4 | 97.4 | 98.1 | 98.6 | 98.6 | 98.8 |
| GE 100 | 27.7 | 67.1 | 75.5 | 84.8 | 89.6 | 92.1 | 93.6 | 95.3 | 96.3 | 97.1 | 97.4 | 97.4 | 98.1 | 98.7 | 98.9 | 99.4 |
| GE 0 | 27.7 | 67.1 | 75.5 | 84.8 | 89.6 | 92.1 | 93.6 | 95.3 | 96.3 | 97.1 | 97.4 | 97.4 | 98.1 | 98.7 | 98.9 | 100.0 |

TOTAL NUMBER OF OBSERVATIONS: 2361

GLOBAL CLIMATOLOGY BRANCH
USAFETAC
AIR WEATHER SERVICE/MAC

PERCENTAGE FREQUENCY OF OCCURRENCE OF CEILING VERSUS VISIBILITY
FROM HOURLY OBSERVATIONS

STATION NUMBER: 22550C STATION NAME: ARKHANGELSK USSR

PERIOD OF RECORD: 78-87
MONTH: APR HOURS(LST): 0000-0200

| CEILING IN FEET | VISIBILITY IN STATUTE MILES | | | | | | | | | | | | | | | |
|---|---|---|---|---|---|---|---|---|---|---|---|---|---|---|---|---|
| | GE 10 | GE 6 | GE 5 | GE 4 | GE 3 | GE 2 1/2 | GE 2 | GE 1 1/2 | GE 1 1/4 | GE 1 | GE 7/4 | GE 5/8 | GE 1/2 | GE 5/16 | GE 1/4 | GE 0 |
| NO CEIL | 39.9 | 40.7 | 42.5 | 42.8 | 44.2 | 44.6 | 44.6 | 44.9 | 44.9 | 44.9 | 44.9 | 44.9 | 44.9 | 44.9 | 44.9 | 44.9 |
| GE 20000 | 34.4 | 45.6 | 47.4 | 47.7 | 49.1 | 49.5 | 49.5 | 49.8 | 49.8 | 49.8 | 49.8 | 49.8 | 49.8 | 49.8 | 49.8 | 49.8 |
| GE 18000 | 34.4 | 45.6 | 47.4 | 47.7 | 49.1 | 49.5 | 49.5 | 49.8 | 49.8 | 49.8 | 49.8 | 49.8 | 49.8 | 49.8 | 49.8 | 49.8 |
| GE 16000 | 34.4 | 45.6 | 47.4 | 47.7 | 49.1 | 49.5 | 49.5 | 49.8 | 49.8 | 49.8 | 49.8 | 49.8 | 49.8 | 49.8 | 49.8 | 49.8 |
| GE 14000 | 34.4 | 45.6 | 47.4 | 47.7 | 49.1 | 49.5 | 49.5 | 49.8 | 49.8 | 49.8 | 49.8 | 49.8 | 49.8 | 49.8 | 49.8 | 49.8 |
| GE 12000 | 34.4 | 45.6 | 47.4 | 47.7 | 49.1 | 49.5 | 49.5 | 49.8 | 49.8 | 49.8 | 49.8 | 49.8 | 49.8 | 49.8 | 49.8 | 49.8 |
| GE 10000 | 41.8 | 61.1 | 63.9 | 64.6 | 66.0 | 66.3 | 66.3 | 66.7 | 66.7 | 66.7 | 66.7 | 66.7 | 66.7 | 66.7 | 66.7 | 66.7 |
| GE 9000 | 41.8 | 61.1 | 63.9 | 64.6 | 66.0 | 66.3 | 66.3 | 66.7 | 66.7 | 66.7 | 66.7 | 66.7 | 66.7 | 66.7 | 66.7 | 66.7 |
| GE 8000 | 41.8 | 61.1 | 63.9 | 64.6 | 66.0 | 66.3 | 66.3 | 66.7 | 66.7 | 66.7 | 66.7 | 66.7 | 66.7 | 66.7 | 66.7 | 66.7 |
| GE 7000 | 41.8 | 61.1 | 63.9 | 64.6 | 66.0 | 66.3 | 66.3 | 66.7 | 66.7 | 66.7 | 66.7 | 66.7 | 66.7 | 66.7 | 66.7 | 66.7 |
| GE 6000 | 41.8 | 61.1 | 63.9 | 64.6 | 66.0 | 66.3 | 66.3 | 66.7 | 66.7 | 66.7 | 66.7 | 66.7 | 66.7 | 66.7 | 66.7 | 66.7 |
| GE 5000 | 42.1 | 61.4 | 64.2 | 64.9 | 66.3 | 66.7 | 66.7 | 67.0 | 67.0 | 67.0 | 67.0 | 67.0 | 67.0 | 67.0 | 67.0 | 67.0 |
| GE 4500 | 42.1 | 61.4 | 64.2 | 64.9 | 66.3 | 67.0 | 67.0 | 67.4 | 67.4 | 67.4 | 67.4 | 67.4 | 67.4 | 67.4 | 67.4 | 67.4 |
| GE 4000 | 42.8 | 62.5 | 65.3 | 66.0 | 67.4 | 68.1 | 68.1 | 68.4 | 68.4 | 68.4 | 68.4 | 68.4 | 68.4 | 68.4 | 68.4 | 68.4 |
| GE 3500 | 44.6 | 64.6 | 67.4 | 68.1 | 69.5 | 70.2 | 70.2 | 70.5 | 70.5 | 70.5 | 70.5 | 70.5 | 70.5 | 70.5 | 70.5 | 70.5 |
| GE 3000 | 45.3 | 65.6 | 68.8 | 69.5 | 71.2 | 71.9 | 71.9 | 72.3 | 72.3 | 72.3 | 72.3 | 72.3 | 72.3 | 72.3 | 72.3 | 72.3 |
| GE 2500 | 47.0 | 68.8 | 71.9 | 72.6 | 74.4 | 75.1 | 75.1 | 75.4 | 75.4 | 75.4 | 75.4 | 75.4 | 75.4 | 75.4 | 75.4 | 75.4 |
| GE 2000 | 47.4 | 71.6 | 74.7 | 75.4 | 77.5 | 78.2 | 78.2 | 78.9 | 78.9 | 78.9 | 78.9 | 78.9 | 78.9 | 78.9 | 78.9 | 78.9 |
| GE 1800 | 48.1 | 73.0 | 76.5 | 77.2 | 79.3 | 80.0 | 80.0 | 81.1 | 81.1 | 81.1 | 81.1 | 81.1 | 81.1 | 81.1 | 81.1 | 81.1 |
| GE 1500 | 48.8 | 74.7 | 78.6 | 79.6 | 82.5 | 83.2 | 83.5 | 84.6 | 84.6 | 84.9 | 84.9 | 85.3 | 85.3 | 85.3 | 85.3 | 85.3 |
| GE 1200 | 48.8 | 77.5 | 82.4 | 84.6 | 87.4 | 88.4 | 89.1 | 90.2 | 90.5 | 90.9 | 90.9 | 91.2 | 91.2 | 91.2 | 91.2 | 91.2 |
| GE 1000 | 48.8 | 78.2 | 83.5 | 86.3 | 89.1 | 90.5 | 91.2 | 92.3 | 92.6 | 93.0 | 93.0 | 93.3 | 93.3 | 93.3 | 93.3 | 93.3 |
| GE 900 | 48.8 | 78.9 | 84.2 | 87.0 | 89.8 | 91.6 | 92.3 | 93.3 | 93.7 | 94.0 | 94.0 | 94.4 | 94.7 | 94.7 | 94.7 | 94.7 |
| GE 800 | 48.8 | 78.9 | 84.6 | 87.4 | 90.2 | 91.9 | 92.6 | 93.7 | 94.0 | 94.4 | 94.7 | 95.1 | 95.4 | 95.4 | 95.4 | 95.4 |
| GE 700 | 48.8 | 79.3 | 85.6 | 89.1 | 92.3 | 94.0 | 94.7 | 95.8 | 96.5 | 96.8 | 97.2 | 97.5 | 97.9 | 97.9 | 97.9 | 97.9 |
| GE 600 | 48.8 | 79.3 | 86.0 | 89.5 | 92.6 | 94.4 | 95.1 | 96.1 | 96.8 | 97.2 | 97.5 | 97.9 | 98.2 | 98.2 | 98.2 | 98.2 |
| GE 500 | 48.8 | 79.3 | 86.0 | 89.5 | 92.6 | 94.4 | 95.4 | 96.5 | 97.2 | 97.5 | 97.9 | 98.2 | 98.6 | 98.6 | 98.6 | 98.6 |
| GE 400 | 49.1 | 79.6 | 86.3 | 89.8 | 93.0 | 94.7 | 95.8 | 96.8 | 97.5 | 98.6 | 98.9 | 99.3 | 99.6 | 99.6 | 99.6 | 99.6 |
| GE 300 | 49.1 | 79.6 | 86.3 | 89.8 | 93.0 | 94.7 | 95.8 | 96.8 | 97.5 | 98.6 | 98.9 | 99.3 | 99.6 | 99.6 | 99.6 | 99.6 |
| GE 200 | 49.1 | 79.6 | 86.3 | 89.8 | 93.0 | 94.7 | 95.8 | 96.8 | 97.5 | 98.6 | 98.9 | 99.3 | 99.6 | 100.0 | 100.0 | 100.0 |
| GE 100 | 49.1 | 79.6 | 86.3 | 89.8 | 93.0 | 94.7 | 95.8 | 96.8 | 97.5 | 98.6 | 98.9 | 99.3 | 99.6 | 100.0 | 100.0 | 100.0 |
| GE 0 | 49.1 | 79.6 | 86.3 | 89.8 | 93.0 | 94.7 | 95.8 | 96.8 | 97.5 | 98.6 | 98.9 | 99.3 | 99.6 | 100.0 | 100.0 | 100.0 |

TOTAL NUMBER OF OBSERVATIONS: 265

GLOBAL CLIMATOLOGY BRANCH
USAFETAC
AIR WEATHER SERVICE/MAC

PERCENTAGE FREQUENCY OF OCCURRENCE OF CEILING VERSUS VISIBILITY
FROM HOURLY OBSERVATIONS

STATION NUMBER: 22550C STATION NAME: ARKHANGELSK USSR PERIOD OF RECORD: 78-87
MONTH: APR HOURS(LST): 0300-0500

| CEILING IN FEET | VISIBILITY IN STATUTE MILES | | | | | | | | | | | | | | | |
|---|---|---|---|---|---|---|---|---|---|---|---|---|---|---|---|---|
| | GE 10 | GE 6 | GE 5 | GE 4 | GE 3 | GE 2 1/2 | GE 2 | GE 1 1/2 | GE 1 1/4 | GE 1 | GE 3/4 | GE 5/8 | GE 1/2 | GE 5/16 | GE 1/4 | GE 0 |
| NO CEIL | 27.5 | 31.6 | 33.0 | 34.0 | 34.0 | 34.0 | 34.7 | 35.1 | 35.1 | 35.1 | 35.1 | 35.1 | 35.8 | 36.1 | 36.1 | 36.5 |
| GE 20000 | 24.7 | 37.8 | 39.2 | 40.3 | 40.3 | 40.3 | 41.0 | 41.3 | 41.3 | 41.3 | 41.3 | 41.3 | 42.0 | 42.4 | 42.4 | 42.7 |
| GE 18000 | 24.7 | 37.8 | 39.2 | 40.3 | 40.3 | 40.3 | 41.0 | 41.3 | 41.3 | 41.3 | 41.3 | 41.3 | 42.0 | 42.4 | 42.4 | 42.7 |
| GE 16000 | 24.7 | 37.8 | 39.2 | 40.3 | 40.3 | 40.3 | 41.0 | 41.3 | 41.3 | 41.3 | 41.3 | 41.3 | 42.0 | 42.4 | 42.4 | 42.7 |
| GE 14000 | 24.7 | 37.8 | 39.2 | 40.3 | 40.3 | 40.3 | 41.0 | 41.3 | 41.3 | 41.3 | 41.3 | 41.3 | 42.0 | 42.4 | 42.4 | 42.7 |
| GE 12000 | 24.7 | 37.8 | 39.2 | 40.3 | 40.3 | 40.3 | 41.0 | 41.3 | 41.3 | 41.3 | 41.3 | 41.3 | 42.0 | 42.4 | 42.4 | 42.7 |
| GE 10000 | 35.6 | 56.3 | 59.0 | 60.4 | 60.4 | 60.4 | 61.5 | 62.2 | 62.2 | 62.2 | 62.2 | 62.2 | 63.2 | 63.5 | 63.5 | 63.9 |
| GE 9000 | 35.8 | 56.3 | 59.0 | 60.4 | 60.4 | 60.4 | 61.5 | 62.2 | 62.2 | 62.2 | 62.2 | 62.2 | 63.2 | 63.5 | 63.5 | 63.9 |
| GE 8000 | 35.8 | 56.3 | 59.0 | 60.4 | 60.4 | 60.4 | 61.5 | 62.2 | 62.2 | 62.2 | 62.2 | 62.2 | 63.2 | 63.5 | 63.5 | 63.9 |
| GE 7000 | 35.8 | 56.3 | 59.0 | 60.4 | 60.4 | 60.4 | 61.5 | 62.2 | 62.2 | 62.2 | 62.2 | 62.2 | 63.2 | 63.5 | 63.5 | 63.9 |
| GE 6000 | 35.8 | 56.3 | 59.0 | 60.4 | 60.4 | 60.4 | 61.5 | 62.2 | 62.2 | 62.2 | 62.2 | 62.2 | 63.2 | 63.5 | 63.5 | 63.9 |
| GE 5000 | 36.5 | 56.9 | 59.7 | 61.1 | 61.1 | 61.1 | 62.2 | 62.8 | 62.8 | 62.8 | 62.8 | 62.8 | 63.9 | 64.2 | 64.2 | 64.6 |
| GE 4500 | 36.8 | 57.3 | 60.1 | 61.5 | 61.5 | 61.5 | 62.5 | 63.2 | 63.2 | 63.2 | 63.2 | 63.2 | 64.2 | 64.6 | 64.6 | 64.9 |
| GE 4000 | 37.2 | 58.3 | 61.1 | 62.5 | 62.5 | 62.5 | 63.5 | 64.2 | 64.2 | 64.2 | 64.2 | 64.2 | 65.3 | 65.6 | 65.6 | 66.0 |
| GE 3500 | 37.8 | 59.4 | 62.2 | 63.5 | 63.5 | 63.5 | 64.6 | 65.3 | 65.3 | 65.3 | 65.3 | 65.3 | 66.3 | 66.7 | 66.7 | 67.0 |
| GE 3000 | 38.9 | 60.8 | 63.5 | 65.3 | 65.3 | 65.3 | 66.3 | 67.0 | 67.0 | 67.0 | 67.0 | 67.0 | 68.1 | 68.4 | 68.4 | 68.8 |
| GE 2500 | 40.3 | 64.2 | 67.4 | 69.1 | 69.1 | 69.4 | 70.5 | 71.2 | 71.2 | 71.2 | 71.2 | 71.2 | 72.2 | 72.6 | 72.6 | 72.9 |
| GE 2000 | 41.7 | 68.1 | 71.5 | 73.6 | 73.6 | 74.7 | 75.7 | 76.4 | 76.4 | 76.4 | 76.4 | 76.4 | 77.4 | 77.8 | 77.8 | 78.1 |
| GE 1800 | 42.4 | 69.8 | 73.6 | 75.7 | 75.7 | 76.7 | 77.8 | 78.5 | 78.5 | 78.5 | 78.5 | 78.5 | 79.5 | 79.9 | 79.9 | 80.2 |
| GE 1500 | 43.8 | 71.9 | 76.3 | 78.8 | 78.8 | 79.9 | 80.9 | 81.9 | 81.9 | 82.3 | 82.3 | 82.3 | 83.3 | 83.7 | 83.7 | 84.0 |
| GE 1200 | 44.1 | 72.6 | 77.8 | 81.6 | 81.9 | 83.3 | 85.1 | 86.1 | 86.1 | 86.5 | 86.5 | 86.5 | 87.9 | 88.2 | 88.2 | 88.5 |
| GE 1000 | 45.1 | 74.0 | 79.5 | 83.3 | 84.0 | 85.4 | 87.2 | 88.2 | 89.2 | 88.5 | 88.5 | 88.5 | 89.9 | 90.3 | 90.3 | 90.6 |
| GE 900 | 45.1 | 74.7 | 80.6 | 84.4 | 85.1 | 86.5 | 88.2 | 89.6 | 89.6 | 89.9 | 89.9 | 89.9 | 91.3 | 91.7 | 91.7 | 92.0 |
| GE 800 | 45.5 | 75.7 | 81.6 | 85.4 | 86.1 | 87.5 | 89.2 | 91.0 | 91.0 | 91.7 | 91.7 | 91.7 | 93.1 | 93.4 | 93.4 | 93.8 |
| GE 700 | 45.5 | 76.4 | 82.3 | 86.5 | 87.5 | 88.9 | 90.6 | 92.4 | 92.4 | 93.4 | 93.4 | 93.4 | 94.8 | 95.1 | 95.1 | 95.5 |
| GE 600 | 45.5 | 76.7 | 82.6 | 86.8 | 87.8 | 89.2 | 91.0 | 93.1 | 93.1 | 94.1 | 94.1 | 94.1 | 95.5 | 95.8 | 95.8 | 96.2 |
| GE 500 | 45.5 | 76.7 | 82.6 | 86.8 | 87.8 | 89.2 | 91.0 | 93.1 | 93.1 | 94.1 | 94.1 | 94.1 | 95.5 | 95.8 | 95.8 | 96.2 |
| GE 400 | 45.5 | 77.1 | 83.0 | 87.2 | 88.2 | 89.6 | 91.3 | 93.4 | 93.4 | 94.4 | 94.4 | 94.4 | 95.8 | 96.2 | 96.2 | 96.5 |
| GE 300 | 45.5 | 77.1 | 83.0 | 87.2 | 88.2 | 89.6 | 91.3 | 93.4 | 93.4 | 94.4 | 94.4 | 94.4 | 95.8 | 96.2 | 96.2 | 96.5 |
| GE 200 | 45.5 | 77.1 | 83.0 | 87.2 | 88.2 | 89.6 | 91.3 | 93.4 | 93.4 | 94.4 | 94.4 | 94.4 | 96.5 | 96.9 | 96.9 | 97.2 |
| GE 100 | 45.5 | 77.1 | 83.0 | 87.2 | 88.2 | 89.6 | 91.3 | 93.4 | 93.4 | 94.4 | 94.4 | 94.4 | 96.5 | 97.6 | 97.6 | 99.3 |
| GE 0 | 45.5 | 77.1 | 83.0 | 87.2 | 88.2 | 89.6 | 91.3 | 93.4 | 93.4 | 94.4 | 94.4 | 94.4 | 96.5 | 97.6 | 97.6 | 100.0 |

TOTAL NUMBER OF OBSERVATIONS: 268

GLOBAL CLIMATOLOGY BRANCH
USAFETAC
AIR WEATHER SERVICE/MAC

PERCENTAGE FREQUENCY OF OCCURRENCE OF CEILING VERSUS VISIBILITY
FROM HOURLY OBSERVATIONS

STATION NUMBER: 22550C STATION NAME: ARKHANGELSK USSR

PERIOD OF RECORD: 78-87
MONTH: APR HOURS(LST): 0600-0800

| CEILING IN FEET | VISIBILITY IN STATUTE MILES | | | | | | | | | | | | | | | |
|---|---|---|---|---|---|---|---|---|---|---|---|---|---|---|---|---|
| | GE 10 | GE 6 | GE 5 | GE 4 | GE 3 | GE 2 1/2 | GE 2 | GE 1 1/2 | GE 1 1/4 | GE 1 | GE 3/4 | GE 5/8 | GE 1/2 | GE 5/16 | GE 1/4 | GE 0 |
| NO CEIL | 17.8 | 22.7 | 23.1 | 24.1 | 24.5 | 24.5 | 24.5 | 24.5 | 24.5 | 24.5 | 24.5 | 24.5 | 25.5 | 26.6 | 26.6 | 26.9 |
| GE 20000 | 25.9 | 31.8 | 32.5 | 33.9 | 34.6 | 34.6 | 35.0 | 35.0 | 35.0 | 35.0 | 35.0 | 35.0 | 36.0 | 37.1 | 37.1 | 37.4 |
| GE 18000 | 25.9 | 31.8 | 32.5 | 33.9 | 34.6 | 34.6 | 35.0 | 35.0 | 35.0 | 35.0 | 35.0 | 35.0 | 36.0 | 37.1 | 37.1 | 37.4 |
| GE 16000 | 25.9 | 31.8 | 32.5 | 33.9 | 34.6 | 34.6 | 35.0 | 35.0 | 35.0 | 35.0 | 35.0 | 35.0 | 36.0 | 37.1 | 37.1 | 37.4 |
| GE 14000 | 25.9 | 31.8 | 32.5 | 33.9 | 34.6 | 34.6 | 35.0 | 35.0 | 35.0 | 35.0 | 35.0 | 35.0 | 36.0 | 37.1 | 37.1 | 37.4 |
| GE 12000 | 25.9 | 31.8 | 32.5 | 33.9 | 34.6 | 34.6 | 35.0 | 35.0 | 35.0 | 35.0 | 35.0 | 35.0 | 36.0 | 37.1 | 37.1 | 37.4 |
| GE 10000 | 37.1 | 53.1 | 55.2 | 57.7 | 58.7 | 58.7 | 59.1 | 59.4 | 60.1 | 60.5 | 60.8 | 60.8 | 62.2 | 63.3 | 63.3 | 63.6 |
| GE 9000 | 37.1 | 53.1 | 55.2 | 57.7 | 58.7 | 58.7 | 59.1 | 59.4 | 60.1 | 60.5 | 60.8 | 60.8 | 62.2 | 63.3 | 63.3 | 63.6 |
| GE 8000 | 37.1 | 53.1 | 55.2 | 57.7 | 58.7 | 58.7 | 59.1 | 59.4 | 60.1 | 60.5 | 60.8 | 60.8 | 62.2 | 63.3 | 63.3 | 63.6 |
| GE 7000 | 37.1 | 53.1 | 55.2 | 57.7 | 58.7 | 58.7 | 59.1 | 59.4 | 60.1 | 60.5 | 60.8 | 60.8 | 62.2 | 63.3 | 63.3 | 63.6 |
| GE 6000 | 37.1 | 53.1 | 55.2 | 57.7 | 58.7 | 58.7 | 59.1 | 59.4 | 60.1 | 60.5 | 60.8 | 60.8 | 62.2 | 63.3 | 63.3 | 63.6 |
| GE 5000 | 37.1 | 53.1 | 55.2 | 57.7 | 58.7 | 58.7 | 59.1 | 59.4 | 60.1 | 60.5 | 60.8 | 60.8 | 62.2 | 63.3 | 63.3 | 63.6 |
| GE 4500 | 37.4 | 53.5 | 55.6 | 58.0 | 59.1 | 59.1 | 59.4 | 59.8 | 60.5 | 60.8 | 61.2 | 61.2 | 62.6 | 63.6 | 63.6 | 64.0 |
| GE 4000 | 37.8 | 54.5 | 57.0 | 59.8 | 60.8 | 60.8 | 61.2 | 61.5 | 62.2 | 62.6 | 62.9 | 62.9 | 64.3 | 65.4 | 65.4 | 65.7 |
| GE 3500 | 38.8 | 55.9 | 58.4 | 61.2 | 62.2 | 62.2 | 62.6 | 62.9 | 63.6 | 64.0 | 64.3 | 64.3 | 65.7 | 66.8 | 66.8 | 67.1 |
| GE 3000 | 39.9 | 57.3 | 59.8 | 62.6 | 63.6 | 63.6 | 64.0 | 64.3 | 65.0 | 65.4 | 65.7 | 65.7 | 67.1 | 68.2 | 68.2 | 68.5 |
| GE 2500 | 40.9 | 59.8 | 63.3 | 66.1 | 67.5 | 67.5 | 67.8 | 68.5 | 69.2 | 69.6 | 69.9 | 69.9 | 71.3 | 72.4 | 72.4 | 72.7 |
| GE 2000 | 41.3 | 61.6 | 67.8 | 71.5 | 73.1 | 73.4 | 74.1 | 74.8 | 75.5 | 75.9 | 76.2 | 76.2 | 77.6 | 78.7 | 78.7 | 79.0 |
| GE 1800 | 42.0 | 64.7 | 69.9 | 73.1 | 75.2 | 75.5 | 76.2 | 76.9 | 77.6 | 78.0 | 78.3 | 78.3 | 79.7 | 80.8 | 80.8 | 81.1 |
| GE 1600 | 42.3 | 66.4 | 70.6 | 75.2 | 77.3 | 77.6 | 78.7 | 79.4 | 80.1 | 80.8 | 81.1 | 81.1 | 82.5 | 83.6 | 83.6 | 83.9 |
| GE 1400 | 42.3 | 68.5 | 72.4 | 78.7 | 81.1 | 81.8 | 82.9 | 83.9 | 84.6 | 86.0 | 86.4 | 86.4 | 87.8 | 88.8 | 88.8 | 89.2 |
| GE 1200 | 42.7 | 69.9 | 74.6 | 80.8 | 83.2 | 84.3 | 85.3 | 86.7 | 87.4 | 88.8 | 89.2 | 89.5 | 90.9 | 92.0 | 92.0 | 92.3 |
| GE 1000 | 42.7 | 69.9 | 74.6 | 81.1 | 83.6 | 84.6 | 85.7 | 87.1 | 87.8 | 89.2 | 90.2 | 90.6 | 92.0 | 93.0 | 93.0 | 93.7 |
| GE 900 | 42.7 | 69.9 | 75.2 | 81.5 | 83.9 | 85.0 | 86.0 | 87.4 | 88.1 | 89.5 | 90.6 | 90.9 | 92.3 | 93.4 | 93.4 | 94.1 |
| GE 800 | 42.7 | 69.9 | 75.2 | 81.5 | 84.3 | 85.3 | 86.4 | 87.8 | 88.5 | 90.2 | 91.6 | 92.0 | 93.4 | 94.4 | 94.4 | 95.1 |
| GE 700 | 42.7 | 69.9 | 75.2 | 81.5 | 84.3 | 85.3 | 86.4 | 87.8 | 88.5 | 90.2 | 91.6 | 92.0 | 93.4 | 94.4 | 94.4 | 95.1 |
| GE 600 | 42.7 | 69.9 | 75.2 | 81.5 | 84.3 | 85.7 | 86.7 | 88.1 | 88.8 | 90.6 | 92.0 | 92.3 | 93.7 | 94.8 | 94.8 | 95.5 |
| GE 500 | 42.7 | 69.9 | 75.2 | 81.8 | 84.6 | 86.0 | 87.1 | 88.5 | 89.2 | 90.9 | 92.3 | 92.7 | 94.1 | 95.1 | 95.1 | 95.8 |
| GE 400 | 42.7 | 69.9 | 75.2 | 81.8 | 84.6 | 86.0 | 87.1 | 88.5 | 89.5 | 91.3 | 92.7 | 93.0 | 94.4 | 95.5 | 95.5 | 96.2 |
| GE 300 | 42.7 | 69.9 | 75.2 | 81.8 | 84.6 | 86.0 | 87.1 | 88.5 | 89.9 | 91.6 | 93.0 | 93.4 | 94.8 | 96.9 | 96.9 | 97.6 |
| GE 100 | 42.7 | 69.9 | 75.2 | 81.8 | 84.6 | 86.0 | 87.1 | 88.5 | 89.9 | 91.6 | 93.0 | 93.4 | 94.8 | 96.9 | 97.6 | 100.0 |
| GE 0 | 42.7 | 69.9 | 75.2 | 81.8 | 84.6 | 86.0 | 87.1 | 88.5 | 89.9 | 91.6 | 93.0 | 93.4 | 94.8 | 96.9 | 97.6 | 100.0 |

TOTAL NUMBER OF OBSERVATIONS: 786

GLOBAL CLIMATOLOGY BRANCH
USAFETAC
AIR WEATHER SERVICE/MAC

PERCENTAGE FREQUENCY OF OCCURRENCE OF CEILING VERSUS VISIBILITY
FROM HOURLY OBSERVATIONS

STATION NUMBER: 22550C STATION NAME: ARKHANGELSK USSR

PERIOD OF RECORD: 76-87
MONTH: APR HOURS(LST): 0900-1100

| CEILING IN FEET | VISIBILITY IN STATUTE MILES | | | | | | | | | | | | | | | |
|---|---|---|---|---|---|---|---|---|---|---|---|---|---|---|---|---|
| | GE 10 | GE 6 | GE 5 | GE 4 | GE 3 | GE 2 1/2 | GE 2 | GE 1 1/2 | GE 1 1/4 | GE 1 | GE 3/4 | GE 5/8 | GE 1/2 | GE 5/16 | GE 1/4 | GE 0 |
| NO CEIL | 21.6 | 27.1 | 27.9 | 29.4 | 29.4 | 29.7 | 30.5 | 30.5 | 30.5 | 30.9 | 31.2 | 31.2 | 31.2 | 31.2 | 31.2 | 31.2 |
| GE 20000 | 27.5 | 35.7 | 36.4 | 38.3 | 38.3 | 39.0 | 39.8 | 40.1 | 40.1 | 40.5 | 40.9 | 40.9 | 40.9 | 40.9 | 40.9 | 40.9 |
| GE 18000 | 27.5 | 35.7 | 36.4 | 38.3 | 38.3 | 39.0 | 39.8 | 40.1 | 40.1 | 40.5 | 40.9 | 40.9 | 40.9 | 40.9 | 40.9 | 40.9 |
| GE 16000 | 27.5 | 35.7 | 36.4 | 38.3 | 38.3 | 39.0 | 39.8 | 40.1 | 40.1 | 40.5 | 40.9 | 40.9 | 40.9 | 40.9 | 40.9 | 40.9 |
| GE 14000 | 27.5 | 35.7 | 36.4 | 38.3 | 38.3 | 39.0 | 39.8 | 40.1 | 40.1 | 40.5 | 40.9 | 40.9 | 40.9 | 40.9 | 40.9 | 40.9 |
| GE 12000 | 27.5 | 35.7 | 36.4 | 38.3 | 38.3 | 39.0 | 39.8 | 40.1 | 40.1 | 40.5 | 40.9 | 40.9 | 40.9 | 40.9 | 40.9 | 40.9 |
| GE 10000 | 36.8 | 54.6 | 56.1 | 60.2 | 61.0 | 61.7 | 62.5 | 63.2 | 63.2 | 63.9 | 64.3 | 64.3 | 64.3 | 64.3 | 64.3 | 64.3 |
| GE 9000 | 36.8 | 54.6 | 56.1 | 60.2 | 61.0 | 61.7 | 62.5 | 63.2 | 63.2 | 63.9 | 64.3 | 64.3 | 64.3 | 64.3 | 64.3 | 64.3 |
| GE 8000 | 36.8 | 54.6 | 56.1 | 60.2 | 61.0 | 61.7 | 62.5 | 63.2 | 63.2 | 63.9 | 64.3 | 64.3 | 64.3 | 64.3 | 64.3 | 64.3 |
| GE 7000 | 36.8 | 54.6 | 56.1 | 60.2 | 61.0 | 61.7 | 62.5 | 63.2 | 63.2 | 63.9 | 64.3 | 64.3 | 64.3 | 64.3 | 64.3 | 64.3 |
| GE 6000 | 36.8 | 54.6 | 56.1 | 60.2 | 61.0 | 61.7 | 62.5 | 63.2 | 63.2 | 63.9 | 64.3 | 64.3 | 64.3 | 64.3 | 64.3 | 64.3 |
| GE 5000 | 36.8 | 54.6 | 56.1 | 60.2 | 61.0 | 61.7 | 62.5 | 63.2 | 63.2 | 63.9 | 64.3 | 64.3 | 64.3 | 64.3 | 64.3 | 64.3 |
| GE 4500 | 36.8 | 54.6 | 56.1 | 60.2 | 61.0 | 61.7 | 62.5 | 63.2 | 63.2 | 63.9 | 64.3 | 64.3 | 64.3 | 64.3 | 64.3 | 64.3 |
| GE 4000 | 37.5 | 55.8 | 57.2 | 61.3 | 62.1 | 62.8 | 63.6 | 64.3 | 64.3 | 65.1 | 65.4 | 65.4 | 65.4 | 65.4 | 65.4 | 65.4 |
| GE 3500 | 37.9 | 56.5 | 58.0 | 62.1 | 62.8 | 63.6 | 64.3 | 65.1 | 65.1 | 65.8 | 66.2 | 66.2 | 66.2 | 66.2 | 66.2 | 66.2 |
| GE 3000 | 39.0 | 58.1 | 60.2 | 64.3 | 65.1 | 65.8 | 66.5 | 67.3 | 67.3 | 68.0 | 68.4 | 68.4 | 68.4 | 68.4 | 68.4 | 68.4 |
| GE 2500 | 39.8 | 59.9 | 62.1 | 66.2 | 68.0 | 68.8 | 69.5 | 70.3 | 70.3 | 71.0 | 71.4 | 71.4 | 71.4 | 71.4 | 71.4 | 71.4 |
| GE 2000 | 40.1 | 62.8 | 65.4 | 69.5 | 72.1 | 72.9 | 73.6 | 74.7 | 74.7 | 75.5 | 75.8 | 75.8 | 75.8 | 75.8 | 75.8 | 75.8 |
| GE 1800 | 40.5 | 63.4 | 68.0 | 72.1 | 74.7 | 75.5 | 76.2 | 77.3 | 77.7 | 78.4 | 78.8 | 78.8 | 78.8 | 78.8 | 78.8 | 78.8 |
| GE 1600 | 41.6 | 68.8 | 72.1 | 77.0 | 79.9 | 80.7 | 81.4 | 82.9 | 83.3 | 84.0 | 84.4 | 84.4 | 84.4 | 84.4 | 84.4 | 84.4 |
| GE 1200 | 42.0 | 71.4 | 75.8 | 82.2 | 85.9 | 86.6 | 87.4 | 89.6 | 90.7 | 91.8 | 92.2 | 92.2 | 92.2 | 92.2 | 92.2 | 92.2 |
| GE 1000 | 42.4 | 72.5 | 77.7 | 84.4 | 88.1 | 88.8 | 89.6 | 91.8 | 92.9 | 94.4 | 94.8 | 94.8 | 95.2 | 95.2 | 95.2 | 95.2 |
| GE 900 | 42.4 | 72.5 | 77.7 | 84.4 | 88.1 | 88.8 | 89.6 | 91.8 | 92.9 | 94.4 | 94.8 | 94.8 | 95.2 | 95.2 | 95.2 | 95.2 |
| GE 800 | 42.4 | 72.9 | 78.1 | 84.8 | 88.5 | 89.2 | 90.0 | 92.2 | 93.3 | 94.8 | 95.2 | 95.2 | 95.5 | 95.5 | 95.5 | 95.5 |
| GE 700 | 42.4 | 73.2 | 78.4 | 85.5 | 89.2 | 90.3 | 91.1 | 93.3 | 94.4 | 95.9 | 96.3 | 96.3 | 96.7 | 96.7 | 96.7 | 96.7 |
| GE 600 | 42.4 | 73.2 | 78.4 | 85.5 | 89.2 | 90.7 | 91.4 | 93.7 | 94.8 | 96.3 | 96.7 | 96.7 | 97.0 | 97.0 | 97.0 | 97.0 |
| GE 500 | 42.4 | 73.2 | 78.4 | 85.5 | 89.2 | 90.7 | 91.8 | 94.1 | 95.2 | 96.7 | 97.4 | 97.4 | 97.8 | 97.8 | 97.8 | 97.8 |
| GE 400 | 42.4 | 73.2 | 78.4 | 85.5 | 89.2 | 90.7 | 91.8 | 94.1 | 95.2 | 96.7 | 97.4 | 97.4 | 97.8 | 97.8 | 97.8 | 97.8 |
| GE 300 | 42.4 | 73.2 | 78.4 | 85.5 | 89.2 | 90.7 | 91.8 | 94.1 | 95.2 | 96.7 | 97.4 | 97.4 | 97.8 | 97.8 | 97.8 | 97.8 |
| GE 200 | 42.4 | 73.2 | 78.4 | 85.5 | 89.2 | 90.7 | 91.8 | 94.1 | 95.2 | 96.7 | 97.4 | 97.8 | 98.5 | 98.5 | 98.5 | 98.5 |
| GE 100 | 42.4 | 73.2 | 78.4 | 85.5 | 89.2 | 90.7 | 91.8 | 94.1 | 95.2 | 96.7 | 97.4 | 97.8 | 98.5 | 98.5 | 99.3 | 100.0 |
| GE 0 | 42.4 | 73.2 | 78.4 | 85.5 | 89.2 | 90.7 | 91.8 | 94.1 | 95.2 | 96.7 | 97.4 | 97.8 | 98.5 | 98.5 | 99.3 | 100.0 |

TOTAL NUMBER OF OBSERVATIONS: 269

GLOBAL CLIMATOLOGY BRANCH
USAFETAC
AIR WEATHER SERVICE/MAC

PERCENTAGE FREQUENCY OF OCCURRENCE OF CEILING VERSUS VISIBILITY
FROM HOURLY OBSERVATIONS

STATION NUMBER: 225500 STATION NAME: ARKHANGELSK USSR

PERIOD OF RECORD: 78-87
MONTH: APR HOURS(LST): 1200-1400

| CEILING IN FEET | VISIBILITY IN STATUTE MILES | | | | | | | | | | | | | | | |
|---|---|---|---|---|---|---|---|---|---|---|---|---|---|---|---|---|
| | GE 10 | GE 6 | GE 5 | GE 4 | GE 3 | GE 2 1/2 | GE 2 | GE 1 1/2 | GE 1 1/4 | GE 1 | GE 3/4 | GE 5/8 | GE 1/2 | GE 5/16 | GE 1/4 | GE 0 |
| NO CEIL | 23.4 | 26.4 | 37.4 | 38.6 | 31.1 | 31.1 | 31.1 | 31.1 | 31.1 | 31.5 | 31.5 | 31.5 | 31.5 | 31.5 | 31.5 | 31.5 |
| GE 20000 | 32.2 | 36.9 | 41.3 | 42.6 | 42.3 | 42.3 | 42.7 | 42.7 | 42.7 | 43.0 | 43.0 | 43.0 | 43.0 | 43.0 | 43.0 | 43.0 |
| GE 18000 | 32.2 | 36.9 | 41.3 | 42.6 | 42.3 | 42.3 | 42.7 | 42.7 | 42.7 | 43.0 | 43.0 | 43.0 | 43.0 | 43.0 | 43.0 | 43.0 |
| GE 16000 | 32.2 | 36.9 | 41.3 | 42.6 | 42.3 | 42.3 | 42.7 | 42.7 | 42.7 | 43.0 | 43.0 | 43.0 | 43.0 | 43.0 | 43.0 | 43.0 |
| GE 14000 | 32.2 | 36.9 | 41.3 | 42.6 | 42.3 | 42.3 | 42.7 | 42.7 | 42.7 | 43.0 | 43.0 | 43.0 | 43.0 | 43.0 | 43.0 | 43.0 |
| GE 12000 | 32.2 | 36.9 | 41.3 | 42.6 | 42.3 | 42.3 | 42.7 | 42.7 | 42.7 | 43.0 | 43.0 | 43.0 | 43.0 | 43.0 | 43.0 | 43.0 |
| GE 10000 | 42.0 | 53.1 | 55.2 | 57.0 | 58.0 | 58.4 | 59.1 | 59.1 | 59.1 | 59.4 | 59.4 | 59.4 | 59.4 | 59.8 | 59.8 | 59.8 |
| GE 9000 | 42.0 | 53.1 | 55.2 | 57.0 | 58.0 | 58.4 | 59.1 | 59.1 | 59.1 | 59.4 | 59.4 | 59.4 | 59.4 | 59.8 | 59.8 | 59.8 |
| GE 8000 | 42.0 | 53.1 | 55.2 | 57.0 | 58.0 | 58.4 | 59.1 | 59.1 | 59.1 | 59.4 | 59.4 | 59.4 | 59.4 | 59.8 | 59.8 | 59.8 |
| GE 7000 | 42.0 | 53.1 | 55.2 | 57.0 | 58.0 | 58.4 | 59.1 | 59.1 | 59.1 | 59.4 | 59.4 | 59.4 | 59.4 | 59.8 | 59.8 | 59.8 |
| GE 6000 | 42.0 | 53.1 | 55.2 | 57.0 | 58.0 | 58.4 | 59.1 | 59.1 | 59.1 | 59.4 | 59.4 | 59.4 | 59.4 | 59.8 | 59.8 | 59.8 |
| GE 5000 | 42.0 | 53.1 | 55.2 | 57.0 | 58.0 | 58.4 | 59.1 | 59.1 | 59.1 | 59.4 | 59.4 | 59.4 | 59.4 | 59.8 | 59.8 | 59.8 |
| GE 4500 | 42.0 | 53.5 | 55.6 | 57.3 | 58.4 | 58.7 | 59.4 | 59.4 | 59.4 | 59.8 | 59.8 | 59.8 | 59.8 | 60.1 | 60.1 | 60.1 |
| GE 4000 | 43.7 | 55.6 | 57.7 | 59.4 | 60.5 | 60.8 | 61.5 | 61.5 | 61.5 | 61.9 | 61.9 | 61.9 | 61.9 | 62.2 | 62.2 | 62.2 |
| GE 3500 | 45.5 | 58.0 | 60.1 | 61.9 | 62.9 | 63.3 | 64.0 | 64.0 | 64.0 | 64.3 | 64.3 | 64.3 | 64.3 | 64.7 | 64.7 | 64.7 |
| GE 3000 | 45.8 | 58.4 | 60.5 | 62.2 | 63.3 | 63.6 | 64.3 | 64.3 | 64.3 | 64.7 | 64.7 | 64.7 | 64.7 | 65.0 | 65.0 | 65.0 |
| GE 2500 | 49.3 | 65.4 | 67.8 | 69.9 | 71.0 | 71.3 | 72.0 | 72.0 | 72.0 | 72.4 | 72.4 | 72.4 | 72.4 | 72.7 | 72.7 | 72.7 |
| GE 2000 | 50.3 | 66.6 | 72.4 | 74.8 | 75.9 | 76.6 | 77.3 | 77.3 | 77.3 | 77.6 | 77.6 | 77.6 | 77.6 | 78.3 | 78.3 | 78.3 |
| GE 1800 | 51.7 | 73.1 | 75.5 | 79.4 | 80.8 | 81.5 | 82.2 | 82.2 | 82.2 | 82.5 | 82.5 | 82.5 | 82.5 | 83.2 | 83.2 | 83.2 |
| GE 1500 | 57.5 | 76.2 | 79.7 | 83.9 | 85.3 | 86.0 | 87.1 | 87.4 | 87.4 | 87.8 | 87.8 | 87.8 | 87.8 | 88.5 | 88.5 | 88.5 |
| GE 1200 | 59.5 | 79.7 | 83.8 | 88.1 | 90.2 | 91.3 | 92.3 | 93.0 | 93.0 | 93.4 | 93.4 | 93.4 | 93.4 | 94.4 | 94.4 | 94.4 |
| GE 1000 | 59.5 | 80.4 | 84.6 | 89.2 | 91.6 | 93.0 | 94.1 | 94.8 | 95.1 | 95.8 | 95.8 | 95.8 | 96.2 | 97.2 | 97.2 | 97.2 |
| GE 900 | 59.5 | 81.1 | 85.7 | 90.2 | 92.7 | 94.1 | 95.5 | 96.2 | 96.9 | 97.6 | 97.6 | 97.6 | 97.9 | 99.0 | 99.0 | 99.0 |
| GE 800 | 59.5 | 81.1 | 85.7 | 90.2 | 92.7 | 94.1 | 95.5 | 96.2 | 97.2 | 97.9 | 97.9 | 97.9 | 98.3 | 99.3 | 99.3 | 99.3 |
| GE 700 | 59.5 | 81.1 | 85.7 | 90.2 | 92.7 | 94.1 | 95.5 | 96.2 | 97.2 | 97.9 | 97.9 | 97.9 | 98.3 | 99.3 | 99.3 | 99.3 |
| GE 600 | 59.5 | 81.1 | 85.7 | 90.2 | 92.7 | 94.1 | 95.5 | 96.2 | 97.2 | 97.9 | 97.9 | 97.9 | 98.3 | 99.3 | 99.3 | 99.3 |
| GE 500 | 59.5 | 81.1 | 85.7 | 90.2 | 92.7 | 94.1 | 95.5 | 96.2 | 97.2 | 97.9 | 97.9 | 97.9 | 98.3 | 99.3 | 99.3 | 99.3 |
| GE 400 | 59.5 | 81.1 | 85.7 | 90.2 | 93.0 | 94.4 | 95.8 | 96.5 | 97.6 | 98.3 | 98.3 | 98.3 | 98.6 | 99.7 | 99.7 | 99.7 |
| GE 300 | 59.5 | 81.1 | 85.7 | 90.2 | 93.0 | 94.4 | 95.8 | 96.5 | 97.6 | 98.3 | 98.3 | 98.3 | 98.6 | 99.7 | 99.7 | 99.7 |
| GE 200 | 59.5 | 81.1 | 85.7 | 90.2 | 93.0 | 94.4 | 95.8 | 96.5 | 97.6 | 98.3 | 98.3 | 98.3 | 99.0 | 100.0 | 100.0 | 100.0 |
| GE 100 | 59.5 | 81.1 | 85.7 | 90.2 | 93.0 | 94.4 | 95.8 | 96.5 | 97.6 | 98.3 | 98.3 | 98.3 | 99.0 | 100.0 | 100.0 | 100.0 |
| GE 0 | 59.5 | 81.1 | 85.7 | 90.2 | 93.0 | 94.4 | 95.8 | 96.5 | 97.6 | 98.3 | 98.3 | 98.3 | 99.0 | 100.0 | 100.0 | 100.0 |

TOTAL NUMBER OF OBSERVATIONS: 246

GLOBAL CLIMATOLOGY BRANCH
USAFETAC
AIR WEATHER SERVICE/MAC

PERCENTAGE FREQUENCY OF OCCURRENCE OF CEILING VERSUS VISIBILITY
FROM HOURLY OBSERVATIONS

STATION NUMBER: 22550C STATION NAME: ARKHANGELSK USSR

PERIOD OF RECORD: 78-87
MONTH: APR HOURS(LST): 1500-1700

| CEILING IN FEET | VISIBILITY IN STATUTE MILES | | | | | | | | | | | | | | | |
|---|---|---|---|---|---|---|---|---|---|---|---|---|---|---|---|---|
| | GE 10 | GE 6 | GE 5 | GE 4 | GE 3 | GE 2 1/2 | GE 2 | GE 1 1/2 | GE 1 1/4 | GE 1 | GE 3/4 | GE 5/8 | GE 1/2 | GE 5/16 | GE 1/4 | GE 0 |
| NO CEIL | 25.8 | 31.3 | 31.3 | 32.0 | 32.6 | 32.6 | 32.6 | 32.6 | 32.6 | 32.6 | 32.6 | 32.6 | 32.6 | 32.6 | 32.6 | 32.6 |
| GE 20000 | 33.3 | 39.9 | 40.2 | 41.6 | 42.3 | 42.3 | 42.3 | 42.3 | 42.3 | 42.3 | 42.3 | 42.3 | 42.3 | 42.3 | 42.3 | 42.3 |
| GE 18000 | 33.3 | 39.9 | 40.2 | 41.6 | 42.3 | 42.3 | 42.3 | 42.3 | 42.3 | 42.3 | 42.3 | 42.3 | 42.3 | 42.3 | 42.3 | 42.3 |
| GE 16000 | 33.3 | 39.9 | 40.2 | 41.6 | 42.3 | 42.3 | 42.3 | 42.3 | 42.3 | 42.3 | 42.3 | 42.3 | 42.3 | 42.3 | 42.3 | 42.3 |
| GE 14000 | 33.3 | 39.9 | 40.2 | 41.6 | 42.3 | 42.3 | 42.3 | 42.3 | 42.3 | 42.3 | 42.3 | 42.3 | 42.3 | 42.3 | 42.3 | 42.3 |
| GE 12000 | 33.3 | 39.9 | 40.2 | 41.6 | 42.3 | 42.3 | 42.3 | 42.3 | 42.3 | 42.3 | 42.3 | 42.3 | 42.3 | 42.3 | 42.3 | 42.3 |
| GE 10000 | 44.7 | 56.5 | 60.1 | 61.9 | 62.5 | 62.5 | 62.5 | 62.5 | 62.5 | 62.5 | 62.9 | 62.9 | 62.9 | 62.9 | 62.9 | 62.9 |
| GE 9000 | 44.7 | 56.5 | 60.1 | 61.9 | 62.5 | 62.5 | 62.5 | 62.5 | 62.5 | 62.5 | 62.9 | 62.9 | 62.9 | 62.9 | 62.9 | 62.9 |
| GE 8000 | 44.7 | 56.5 | 60.1 | 61.9 | 62.5 | 62.5 | 62.5 | 62.5 | 62.5 | 62.5 | 62.9 | 62.9 | 62.9 | 62.9 | 62.9 | 62.9 |
| GE 7000 | 44.7 | 56.5 | 60.1 | 61.9 | 62.5 | 62.5 | 62.5 | 62.5 | 62.5 | 62.5 | 62.9 | 62.9 | 62.9 | 62.9 | 62.9 | 62.9 |
| GE 6000 | 44.7 | 56.5 | 60.1 | 61.9 | 62.5 | 62.5 | 62.5 | 62.5 | 62.5 | 62.5 | 62.9 | 62.9 | 62.9 | 62.9 | 62.9 | 62.9 |
| GE 5000 | 45.0 | 56.8 | 60.5 | 62.2 | 62.9 | 62.9 | 62.9 | 62.9 | 62.9 | 62.9 | 63.2 | 63.2 | 63.2 | 63.2 | 63.2 | 63.2 |
| GE 4500 | 45.4 | 60.4 | 61.2 | 62.9 | 63.6 | 63.6 | 63.6 | 63.6 | 63.6 | 63.6 | 63.9 | 63.9 | 63.9 | 63.9 | 63.9 | 63.9 |
| GE 4000 | 47.1 | 62.5 | 63.2 | 64.9 | 65.6 | 65.6 | 65.6 | 65.6 | 65.6 | 65.6 | 66.0 | 66.0 | 66.0 | 66.0 | 66.0 | 66.0 |
| GE 3500 | 47.8 | 63.6 | 64.3 | 66.0 | 66.7 | 66.7 | 66.7 | 66.7 | 66.7 | 66.7 | 67.0 | 67.0 | 67.0 | 67.0 | 67.0 | 67.0 |
| GE 3000 | 50.5 | 66.7 | 67.4 | 69.1 | 69.8 | 69.8 | 69.8 | 69.8 | 69.8 | 69.8 | 70.1 | 70.1 | 70.1 | 70.1 | 70.1 | 70.1 |
| GE 2500 | 54.0 | 72.5 | 73.5 | 75.6 | 76.3 | 76.3 | 76.6 | 76.6 | 76.6 | 76.6 | 77.0 | 77.0 | 77.0 | 77.0 | 77.0 | 77.0 |
| GE 2200 | 55.3 | 75.9 | 77.2 | 80.8 | 81.8 | 81.8 | 82.1 | 82.1 | 82.1 | 82.1 | 82.5 | 82.5 | 82.5 | 82.5 | 82.5 | 82.5 |
| GE 1800 | 56.7 | 78.7 | 80.8 | 83.5 | 84.5 | 84.5 | 84.9 | 84.9 | 85.2 | 85.2 | 85.6 | 85.6 | 85.6 | 85.6 | 85.6 | 85.6 |
| GE 1500 | 58.1 | 81.4 | 83.5 | 86.6 | 88.3 | 88.3 | 88.7 | 88.7 | 89.0 | 89.3 | 89.7 | 89.7 | 89.7 | 89.7 | 89.7 | 89.7 |
| GE 1200 | 59.8 | 84.9 | 87.6 | 91.8 | 94.2 | 94.2 | 94.8 | 94.8 | 95.2 | 95.5 | 95.9 | 95.9 | 96.2 | 96.2 | 96.2 | 96.2 |
| GE 1000 | 59.8 | 85.9 | 89.0 | 93.1 | 95.9 | 95.9 | 96.6 | 96.6 | 97.3 | 97.6 | 97.9 | 98.3 | 98.6 | 98.6 | 98.6 | 98.6 |
| GE 900 | 59.8 | 86.3 | 89.3 | 93.5 | 96.2 | 96.2 | 96.9 | 96.9 | 97.6 | 97.9 | 98.3 | 98.6 | 99.0 | 99.0 | 99.0 | 99.0 |
| GE 800 | 60.1 | 86.9 | 90.0 | 94.2 | 96.9 | 96.9 | 97.6 | 97.6 | 98.3 | 98.6 | 99.0 | 99.3 | 99.7 | 99.7 | 99.7 | 99.7 |
| GE 700 | 60.1 | 86.9 | 90.0 | 94.2 | 96.9 | 96.9 | 97.6 | 97.6 | 98.3 | 98.6 | 99.0 | 99.3 | 99.7 | 99.7 | 99.7 | 99.7 |
| GE 600 | 60.1 | 86.9 | 90.0 | 94.2 | 96.9 | 96.9 | 97.6 | 97.6 | 98.3 | 98.6 | 99.0 | 99.3 | 99.7 | 100.0 | 100.0 | 100.0 |
| GE 500 | 60.1 | 86.9 | 90.0 | 94.2 | 96.9 | 96.9 | 97.6 | 97.6 | 98.3 | 98.6 | 99.0 | 99.3 | 99.7 | 100.0 | 100.0 | 100.0 |
| GE 400 | 60.1 | 86.9 | 90.0 | 94.2 | 96.9 | 96.9 | 97.6 | 97.6 | 98.3 | 98.6 | 99.0 | 99.3 | 99.7 | 100.0 | 100.0 | 100.0 |
| GE 300 | 60.1 | 86.9 | 90.0 | 94.2 | 96.9 | 96.9 | 97.6 | 97.6 | 98.3 | 98.6 | 99.0 | 99.3 | 99.7 | 100.0 | 100.0 | 100.0 |
| GE 200 | 60.1 | 86.9 | 90.0 | 94.2 | 96.9 | 96.9 | 97.6 | 97.6 | 98.3 | 98.6 | 99.0 | 99.3 | 99.7 | 100.0 | 100.0 | 100.0 |
| GE 100 | 60.1 | 86.9 | 90.0 | 94.2 | 96.9 | 96.9 | 97.6 | 97.6 | 98.3 | 98.6 | 99.0 | 99.3 | 99.7 | 100.0 | 100.0 | 100.0 |
| GE 0 | 60.1 | 86.9 | 90.0 | 94.2 | 96.9 | 96.9 | 97.6 | 97.6 | 98.3 | 98.6 | 99.0 | 99.3 | 99.7 | 100.0 | 100.0 | 100.0 |

TOTAL NUMBER OF OBSERVATIONS: 291

GLOBAL CLIMATOLOGY BRANCH
USAFETAC
AIR WEATHER SERVICE/MAC

PERCENTAGE FREQUENCY OF OCCURRENCE OF CEILING VERSUS VISIBILITY
FROM HOURLY OBSERVATIONS

STATION NUMBER: 22550C STATION NAME: ARKHANGELSK USSR

PERIOD OF RECORD: 78-87
MONTH: APR HOURS(LST): 1800-2000

| CEILING IN FEET | VISIBILITY IN STATUTE MILES | | | | | | | | | | | | | | | |
|---|---|---|---|---|---|---|---|---|---|---|---|---|---|---|---|---|
| | GE 10 | GE 6 | GE 5 | GE 4 | GE 3 | GE 2 1/2 | GE 2 | GE 1 1/2 | GE 1 1/4 | GE 1 | GE 7/8 | GE 5/8 | GE 1/2 | GE 5/16 | GE 1/4 | GE 0 |
| NO CEIL | 29.3 | 33.3 | 35.1 | 35.4 | 35.8 | 35.8 | 35.8 | 36.1 | 36.1 | 36.1 | 36.1 | 36.1 | 36.1 | 36.1 | 36.1 | 36.1 |
| GE 20000 | 33.0 | 43.8 | 45.8 | 46.2 | 46.5 | 46.5 | 46.5 | 46.9 | 46.9 | 46.9 | 46.9 | 46.9 | 46.9 | 46.9 | 46.9 | 46.9 |
| GE 18000 | 33.0 | 43.8 | 45.8 | 46.2 | 46.5 | 46.5 | 46.5 | 46.9 | 46.9 | 46.9 | 46.9 | 46.9 | 46.9 | 46.9 | 46.9 | 46.9 |
| GE 16000 | 33.0 | 43.8 | 45.8 | 46.2 | 46.5 | 46.5 | 46.5 | 46.9 | 46.9 | 46.9 | 46.9 | 46.9 | 46.9 | 46.9 | 46.9 | 46.9 |
| GE 14000 | 33.0 | 43.8 | 45.8 | 46.2 | 46.5 | 46.5 | 46.5 | 46.9 | 46.9 | 46.9 | 46.9 | 46.9 | 46.9 | 46.9 | 46.9 | 46.9 |
| GE 12000 | 33.0 | 43.8 | 45.8 | 46.2 | 46.5 | 46.5 | 46.5 | 46.9 | 46.9 | 46.9 | 46.9 | 46.9 | 46.9 | 46.9 | 46.9 | 46.9 |
| GE 10000 | 45.8 | 66.0 | 68.1 | 68.4 | 68.8 | 68.8 | 69.1 | 69.4 | 69.8 | 69.8 | 69.8 | 69.8 | 69.8 | 69.8 | 69.8 | 69.8 |
| GE 9000 | 45.8 | 66.0 | 68.1 | 68.4 | 68.8 | 68.8 | 69.1 | 69.4 | 69.8 | 69.8 | 69.8 | 69.8 | 69.8 | 69.8 | 69.8 | 69.8 |
| GE 8000 | 45.8 | 66.0 | 68.1 | 68.4 | 68.8 | 68.8 | 69.1 | 69.4 | 69.8 | 69.8 | 69.8 | 69.8 | 69.8 | 69.8 | 69.8 | 69.8 |
| GE 7000 | 45.8 | 66.0 | 68.1 | 68.4 | 68.8 | 68.8 | 69.1 | 69.4 | 69.8 | 69.8 | 69.8 | 69.8 | 69.8 | 69.8 | 69.8 | 69.8 |
| GE 6000 | 45.8 | 66.0 | 68.1 | 68.4 | 68.8 | 68.8 | 69.1 | 69.4 | 69.8 | 69.8 | 69.8 | 69.8 | 69.8 | 69.8 | 69.8 | 69.8 |
| GE 5000 | 46.2 | 66.3 | 68.4 | 68.8 | 69.1 | 69.1 | 69.4 | 69.8 | 70.1 | 70.1 | 70.1 | 70.1 | 70.1 | 70.1 | 70.1 | 70.1 |
| GE 4500 | 46.5 | 67.0 | 69.1 | 69.4 | 69.8 | 69.8 | 70.1 | 70.5 | 70.8 | 70.8 | 70.8 | 70.8 | 70.8 | 70.8 | 70.8 | 70.8 |
| GE 4000 | 47.2 | 69.4 | 71.5 | 71.9 | 72.2 | 72.2 | 72.6 | 72.9 | 73.3 | 73.3 | 73.3 | 73.3 | 73.3 | 73.3 | 73.3 | 73.3 |
| GE 3500 | 49.0 | 71.2 | 73.3 | 73.6 | 74.3 | 74.3 | 74.7 | 75.0 | 75.3 | 75.3 | 75.3 | 75.3 | 75.3 | 75.3 | 75.3 | 75.3 |
| GE 3000 | 49.0 | 71.9 | 74.0 | 74.7 | 75.3 | 75.3 | 75.7 | 76.0 | 76.4 | 76.4 | 76.4 | 76.4 | 76.4 | 76.4 | 76.4 | 76.4 |
| GE 2500 | 51.0 | 75.3 | 77.4 | 78.1 | 78.8 | 78.8 | 79.2 | 79.5 | 79.9 | 79.9 | 79.9 | 79.9 | 79.9 | 79.9 | 79.9 | 79.9 |
| GE 2000 | 53.5 | 80.2 | 82.3 | 83.3 | 84.0 | 84.0 | 84.4 | 84.7 | 85.1 | 85.1 | 85.1 | 85.1 | 85.1 | 85.1 | 85.1 | 85.1 |
| GE 1800 | 53.8 | 81.9 | 84.7 | 86.1 | 86.8 | 86.8 | 87.2 | 87.5 | 87.8 | 87.8 | 87.8 | 87.8 | 87.8 | 87.8 | 87.8 | 87.8 |
| GE 1500 | 54.5 | 84.0 | 86.8 | 88.5 | 90.3 | 90.3 | 90.6 | 91.0 | 91.3 | 91.3 | 91.3 | 91.3 | 91.3 | 91.3 | 91.3 | 91.3 |
| GE 1200 | 55.6 | 87.2 | 90.3 | 93.4 | 95.1 | 95.5 | 96.2 | 96.5 | 96.9 | 96.9 | 96.9 | 96.9 | 97.2 | 97.2 | 97.2 | 97.2 |
| GE 1000 | 55.9 | 88.2 | 91.7 | 95.1 | 96.9 | 97.2 | 97.9 | 98.3 | 98.6 | 98.6 | 98.6 | 99.0 | 99.3 | 99.3 | 99.3 | 99.3 |
| GE 900 | 55.9 | 88.2 | 91.7 | 95.1 | 96.9 | 97.2 | 97.9 | 98.3 | 98.6 | 98.6 | 98.6 | 99.0 | 99.3 | 99.3 | 99.3 | 99.3 |
| GE 800 | 55.9 | 88.5 | 92.1 | 95.5 | 97.2 | 97.6 | 98.3 | 98.6 | 99.0 | 99.0 | 99.0 | 99.3 | 99.7 | 99.7 | 99.7 | 99.7 |
| GE 700 | 55.9 | 88.9 | 92.4 | 95.8 | 97.6 | 97.9 | 98.6 | 99.0 | 99.3 | 99.3 | 99.3 | 99.7 | 100.0 | 100.0 | 100.0 | 100.0 |
| GE 600 | 55.9 | 88.9 | 92.4 | 95.8 | 97.6 | 97.9 | 98.6 | 99.0 | 99.3 | 99.3 | 99.3 | 99.7 | 100.0 | 100.0 | 100.0 | 100.0 |
| GE 500 | 55.9 | 88.9 | 92.4 | 95.8 | 97.6 | 97.9 | 98.6 | 99.0 | 99.3 | 99.3 | 99.3 | 99.7 | 100.0 | 100.0 | 100.0 | 100.0 |
| GE 400 | 55.9 | 88.9 | 92.4 | 95.8 | 97.6 | 97.9 | 98.6 | 99.0 | 99.3 | 99.3 | 99.3 | 99.7 | 100.0 | 100.0 | 100.0 | 100.0 |
| GE 300 | 55.9 | 88.9 | 92.4 | 95.8 | 97.6 | 97.9 | 98.6 | 99.0 | 99.3 | 99.3 | 99.3 | 99.7 | 100.0 | 100.0 | 100.0 | 100.0 |
| GE 200 | 55.9 | 88.9 | 92.4 | 95.8 | 97.6 | 97.9 | 98.6 | 99.0 | 99.3 | 99.3 | 99.3 | 99.7 | 100.0 | 100.0 | 100.0 | 100.0 |
| GE 100 | 55.9 | 88.9 | 92.4 | 95.8 | 97.6 | 97.9 | 98.6 | 99.0 | 99.3 | 99.3 | 99.3 | 99.7 | 100.0 | 100.0 | 100.0 | 100.0 |
| GE 0 | 55.9 | 88.9 | 92.4 | 95.8 | 97.6 | 97.9 | 98.6 | 99.0 | 99.3 | 99.3 | 99.3 | 99.7 | 100.0 | 100.0 | 100.0 | 100.0 |

TOTAL NUMBER OF OBSERVATIONS: 288

GLOBAL CLIMATOLOGY BRANCH
USAFETAC
AIR WEATHER SERVICE/MAC

PERCENTAGE FREQUENCY OF OCCURRENCE OF CEILING VERSUS VISIBILITY
FROM HOURLY OBSERVATIONS

STATION NUMBER: 22550C STATION NAME: ARKHANGELSK USSR

PERIOD OF RECORD: 78-87
MONTH: APR HOURS(LST): 2100-2300

| CEILING IN FEET | VISIBILITY IN STATUTE MILES | | | | | | | | | | | | | | |
|---|---|---|---|---|---|---|---|---|---|---|---|---|---|---|---|
| | GE 10 | GE 6 | GE 5 | GE 4 | GE 3 | GE 2 1/2 | GE 2 | GE 1 1/2 | GE 1 1/4 | GE 1 | GE 3/4 | GE 5/8 | GE 1/2 | GE 5/16 | GE 1/4 | GE 0 |
| NO CEIL | 27.2 | 40.0 | 41.0 | 42.1 | 42.1 | 42.1 | 42.1 | 42.1 | 42.1 | 42.1 | 42.1 | 42.1 | 42.1 | 42.1 | 42.1 | 42.1 |
| GE 20000 | 32.1 | 47.9 | 49.0 | 50.3 | 50.3 | 50.3 | 50.3 | 50.3 | 50.3 | 50.3 | 50.3 | 50.3 | 50.3 | 50.3 | 50.3 | 50.3 |
| GE 18000 | 32.1 | 47.9 | 49.0 | 50.3 | 50.3 | 50.3 | 50.3 | 50.3 | 50.3 | 50.3 | 50.3 | 50.3 | 50.3 | 50.3 | 50.3 | 50.3 |
| GE 16000 | 32.1 | 47.9 | 49.0 | 50.3 | 50.3 | 50.3 | 50.3 | 50.3 | 50.3 | 50.3 | 50.3 | 50.3 | 50.3 | 50.3 | 50.3 | 50.3 |
| GE 14000 | 32.1 | 47.9 | 49.0 | 50.3 | 50.3 | 50.3 | 50.3 | 50.3 | 50.3 | 50.3 | 50.3 | 50.3 | 50.3 | 50.3 | 50.3 | 50.3 |
| GE 12000 | 32.1 | 47.9 | 49.0 | 50.3 | 50.3 | 50.3 | 50.3 | 50.3 | 50.3 | 50.3 | 50.3 | 50.3 | 50.3 | 50.3 | 50.3 | 50.3 |
| GE 10000 | 38.6 | 60.0 | 61.7 | 63.8 | 63.8 | 64.1 | 64.1 | 64.1 | 64.1 | 64.1 | 64.5 | 64.5 | 64.5 | 64.5 | 64.5 | 64.5 |
| GE 9000 | 38.6 | 60.0 | 61.7 | 63.8 | 63.8 | 64.1 | 64.1 | 64.1 | 64.1 | 64.1 | 64.5 | 64.5 | 64.5 | 64.5 | 64.5 | 64.5 |
| GE 8000 | 38.6 | 60.0 | 61.7 | 63.8 | 63.8 | 64.1 | 64.1 | 64.1 | 64.1 | 64.1 | 64.5 | 64.5 | 64.5 | 64.5 | 64.5 | 64.5 |
| GE 7000 | 38.6 | 60.0 | 61.7 | 63.8 | 63.8 | 64.1 | 64.1 | 64.1 | 64.1 | 64.1 | 64.5 | 64.5 | 64.5 | 64.5 | 64.5 | 64.5 |
| GE 6000 | 38.6 | 60.0 | 61.7 | 63.8 | 63.8 | 64.1 | 64.1 | 64.1 | 64.1 | 64.1 | 64.5 | 64.5 | 64.5 | 64.5 | 64.5 | 64.5 |
| GE 5000 | 39.0 | 60.3 | 62.1 | 64.1 | 64.1 | 64.5 | 64.5 | 64.5 | 64.5 | 64.5 | 64.8 | 64.8 | 64.8 | 64.8 | 64.8 | 64.8 |
| GE 4500 | 39.3 | 60.7 | 62.4 | 64.5 | 64.5 | 64.8 | 64.8 | 64.8 | 64.8 | 64.8 | 65.2 | 65.2 | 65.2 | 65.2 | 65.2 | 65.2 |
| GE 4000 | 40.0 | 62.8 | 64.5 | 66.6 | 66.9 | 67.2 | 67.2 | 67.2 | 67.2 | 67.2 | 67.6 | 67.6 | 67.6 | 67.6 | 67.6 | 67.6 |
| GE 3500 | 40.0 | 63.1 | 64.8 | 66.9 | 67.2 | 67.6 | 67.6 | 67.6 | 67.6 | 67.6 | 67.9 | 67.9 | 67.9 | 67.9 | 67.9 | 67.9 |
| GE 3000 | 41.0 | 65.2 | 66.9 | 69.0 | 69.3 | 69.7 | 69.7 | 69.7 | 69.7 | 69.7 | 70.0 | 70.0 | 70.0 | 70.0 | 70.0 | 70.0 |
| GE 2500 | 43.8 | 69.0 | 70.7 | 72.8 | 73.1 | 73.4 | 73.4 | 73.4 | 73.4 | 73.4 | 73.8 | 73.8 | 73.8 | 73.8 | 73.8 | 73.8 |
| GE 2000 | 45.2 | 73.4 | 75.2 | 77.2 | 77.9 | 78.3 | 78.3 | 78.3 | 78.3 | 78.3 | 78.6 | 79.0 | 79.0 | 79.0 | 79.0 | 79.0 |
| GE 1800 | 46.2 | 75.2 | 77.2 | 80.0 | 80.7 | 81.0 | 81.4 | 81.4 | 81.4 | 81.4 | 82.1 | 82.4 | 82.4 | 82.4 | 82.4 | 82.4 |
| GE 1600 | 46.6 | 77.2 | 80.0 | 83.1 | 83.8 | 84.5 | 84.8 | 84.8 | 84.8 | 84.8 | 85.5 | 85.9 | 85.9 | 85.9 | 85.9 | 85.9 |
| GE 1200 | 47.9 | 81.7 | 84.5 | 88.6 | 90.3 | 91.0 | 91.4 | 91.4 | 91.4 | 91.4 | 92.4 | 92.8 | 92.8 | 92.8 | 92.8 | 92.8 |
| GE 1000 | 47.9 | 82.8 | 85.9 | 90.0 | 91.7 | 92.8 | 93.1 | 93.1 | 93.1 | 93.1 | 94.1 | 94.5 | 94.5 | 94.8 | 94.8 | 94.8 |
| GE 900 | 47.9 | 82.8 | 85.9 | 90.7 | 92.4 | 93.4 | 93.8 | 93.8 | 94.1 | 94.1 | 95.2 | 95.5 | 95.5 | 95.9 | 95.9 | 95.9 |
| GE 800 | 47.9 | 83.1 | 86.6 | 91.4 | 93.4 | 94.5 | 94.8 | 94.8 | 95.5 | 95.5 | 96.6 | 96.9 | 96.9 | 97.2 | 97.2 | 97.2 |
| GE 700 | 47.9 | 83.6 | 87.2 | 92.1 | 94.1 | 95.2 | 95.5 | 95.5 | 96.2 | 96.6 | 97.6 | 97.9 | 97.9 | 98.3 | 98.3 | 98.3 |
| GE 600 | 47.9 | 83.6 | 87.2 | 92.1 | 94.1 | 95.2 | 95.5 | 95.5 | 96.2 | 96.6 | 97.6 | 97.9 | 97.9 | 98.3 | 98.3 | 98.3 |
| GE 500 | 48.3 | 84.1 | 87.6 | 92.4 | 94.5 | 95.5 | 95.9 | 95.9 | 96.6 | 96.9 | 97.9 | 98.3 | 98.3 | 98.6 | 98.6 | 98.6 |
| GE 400 | 48.7 | 84.5 | 87.9 | 92.8 | 94.8 | 95.9 | 96.6 | 96.6 | 97.2 | 97.6 | 98.6 | 99.0 | 99.0 | 99.3 | 99.3 | 99.3 |
| GE 300 | 48.3 | 84.5 | 87.9 | 92.8 | 94.8 | 95.9 | 96.6 | 96.6 | 97.2 | 97.6 | 98.6 | 99.0 | 99.0 | 99.3 | 99.3 | 99.3 |
| GE 200 | 48.3 | 84.5 | 87.9 | 92.8 | 94.8 | 95.9 | 96.6 | 96.6 | 97.2 | 97.6 | 98.6 | 99.0 | 99.0 | 99.3 | 99.3 | 99.3 |
| GE 100 | 48.3 | 84.5 | 87.9 | 92.8 | 94.8 | 95.9 | 96.6 | 96.6 | 97.2 | 97.6 | 98.6 | 99.0 | 99.0 | 99.3 | 99.7 | 100.0 |
| GE 0 | 48.3 | 84.5 | 87.9 | 92.8 | 94.8 | 95.9 | 96.6 | 96.6 | 97.2 | 97.6 | 98.6 | 99.0 | 99.0 | 99.3 | 99.7 | 100.0 |

TOTAL NUMBER OF OBSERVATIONS: 290

GLOBAL CLIMATOLOGY BRANCH
USAFETAC
AIR WEATHER SERVICE/MAC

PERCENTAGE FREQUENCY OF OCCURRENCE OF CEILING VERSUS VISIBILITY
FROM HOURLY OBSERVATIONS

STATION NUMBER: 22550 STATION NAME: ARKHANGELSK USSR PERIOD OF RECORD: 76-87
MONTH: APR HOURS(LST): ALL

| CEILING IN FEET | VISIBILITY IN STATUTE MILES | | | | | | | | | | | | | | | |
|---|---|---|---|---|---|---|---|---|---|---|---|---|---|---|---|---|
| | GE 10 | GE 6 | GE 5 | GE 4 | GE 3 | GE 2 1/2 | GE 2 | GE 1 1/2 | GE 1 1/4 | GE 1 | GE 3/4 | GE 5/8 | GE 1/2 | GE 5/16 | GE 1/4 | GE 0 |
| NO CEIL | 24.1 | 32.1 | 33.1 | 33.9 | 34.3 | 34.3 | 34.5 | 34.6 | 34.6 | 34.7 | 34.8 | 34.8 | 35.0 | 35.2 | 35.2 | 75.3 |
| GE 20000 | 39.4 | 40.3 | 41.5 | 42.6 | 43.0 | 43.1 | 43.4 | 43.6 | 43.6 | 43.7 | 43.7 | 43.7 | 43.9 | 44.1 | 44.1 | 44.2 |
| GE 18000 | 39.4 | 40.3 | 41.5 | 42.6 | 43.0 | 43.1 | 43.4 | 43.6 | 43.6 | 43.7 | 43.7 | 43.7 | 43.9 | 44.1 | 44.1 | 44.2 |
| GE 16000 | 39.4 | 40.3 | 41.5 | 42.6 | 43.0 | 43.1 | 43.4 | 43.6 | 43.6 | 43.7 | 43.7 | 43.7 | 43.9 | 44.1 | 44.1 | 44.2 |
| GE 14000 | 39.4 | 40.3 | 41.5 | 42.6 | 43.0 | 43.1 | 43.4 | 43.6 | 43.6 | 43.7 | 43.7 | 43.7 | 43.9 | 44.1 | 44.1 | 44.2 |
| GE 12000 | 39.4 | 40.3 | 41.5 | 42.6 | 43.0 | 43.1 | 43.4 | 43.6 | 43.6 | 43.7 | 43.7 | 43.7 | 43.9 | 44.1 | 44.1 | 44.2 |
| GE 10000 | 40.3 | 58.0 | 60.0 | 61.8 | 62.4 | 62.6 | 63.0 | 63.3 | 63.5 | 63.6 | 63.8 | 63.8 | 64.1 | 64.3 | 64.3 | 64.4 |
| GE 9000 | 40.3 | 58.0 | 60.0 | 61.8 | 62.4 | 62.6 | 63.0 | 63.3 | 63.5 | 63.6 | 63.8 | 63.8 | 64.1 | 64.3 | 64.3 | 64.4 |
| GE 8000 | 40.3 | 58.0 | 60.0 | 61.8 | 62.4 | 62.6 | 63.0 | 63.3 | 63.5 | 63.6 | 63.8 | 63.8 | 64.1 | 64.3 | 64.3 | 64.4 |
| GE 7000 | 40.3 | 58.0 | 60.0 | 61.8 | 62.4 | 62.6 | 63.0 | 63.3 | 63.5 | 63.6 | 63.8 | 63.8 | 64.1 | 64.3 | 64.3 | 64.4 |
| GE 6000 | 40.3 | 58.0 | 60.0 | 61.8 | 62.4 | 62.6 | 63.0 | 63.3 | 63.5 | 63.6 | 63.8 | 63.8 | 64.1 | 64.3 | 64.3 | 64.4 |
| GE 5000 | 40.6 | 58.3 | 60.2 | 62.0 | 62.7 | 62.9 | 63.3 | 63.6 | 63.7 | 63.9 | 64.1 | 64.1 | 64.4 | 64.6 | 64.6 | 64.7 |
| GE 4500 | 40.6 | 58.6 | 60.6 | 62.4 | 63.0 | 63.3 | 63.7 | 64.0 | 64.1 | 64.3 | 64.5 | 64.5 | 64.8 | 65.0 | 65.0 | 65.1 |
| GE 4000 | 41.7 | 60.2 | 62.2 | 64.1 | 64.8 | 65.0 | 65.4 | 65.7 | 65.9 | 66.1 | 66.2 | 66.2 | 66.5 | 66.8 | 66.8 | 66.8 |
| GE 3500 | 42.7 | 61.6 | 63.6 | 65.4 | 66.2 | 66.4 | 66.8 | 67.1 | 67.3 | 67.5 | 67.6 | 67.6 | 67.9 | 68.2 | 68.2 | 68.2 |
| GE 3000 | 43.7 | 63.1 | 65.2 | 67.1 | 67.9 | 68.2 | 68.6 | 68.9 | 69.0 | 69.2 | 69.3 | 69.3 | 69.6 | 69.9 | 69.9 | 70.0 |
| GE 2500 | 45.8 | 66.9 | 69.3 | 71.4 | 72.3 | 72.6 | 73.1 | 73.4 | 73.5 | 73.7 | 73.9 | 73.9 | 74.2 | 74.4 | 74.4 | 74.5 |
| GE 2000 | 46.9 | 70.7 | 73.5 | 75.8 | 77.0 | 77.5 | 78.0 | 78.4 | 78.6 | 78.8 | 78.9 | 79.0 | 79.3 | 79.5 | 79.5 | 79.6 |
| GE 1800 | 47.7 | 72.6 | 75.8 | 78.4 | 79.8 | 80.2 | 80.8 | 81.3 | 81.5 | 81.6 | 81.9 | 81.9 | 82.2 | 82.5 | 82.5 | 82.6 |
| GE 1500 | 48.7 | 75.2 | 78.5 | 81.6 | 83.3 | 83.8 | 84.5 | 85.1 | 85.3 | 85.7 | 85.9 | 86.0 | 86.3 | 86.6 | 86.6 | 86.6 |
| GE 1200 | 49.5 | 78.0 | 82.0 | 86.2 | 88.3 | 89.0 | 89.9 | 90.7 | 91.1 | 91.5 | 91.8 | 91.9 | 92.3 | 92.6 | 92.6 | 92.7 |
| GE 1000 | 49.7 | 79.1 | 83.4 | 87.8 | 90.1 | 91.0 | 91.9 | 92.7 | 93.2 | 93.7 | 94.0 | 94.2 | 94.7 | 95.1 | 95.1 | 95.2 |
| GE 900 | 49.7 | 79.4 | 83.6 | 88.3 | 90.6 | 91.6 | 92.5 | 93.4 | 93.9 | 94.5 | 94.8 | 95.1 | 95.6 | 96.0 | 96.0 | 96.1 |
| GE 800 | 49.8 | 79.7 | 84.3 | 88.6 | 91.2 | 92.1 | 93.0 | 94.0 | 94.6 | 95.2 | 95.6 | 95.8 | 96.4 | 96.7 | 96.7 | 96.8 |
| GE 700 | 49.8 | 80.0 | 84.7 | 89.4 | 91.9 | 92.9 | 93.8 | 94.7 | 95.4 | 96.1 | 96.5 | 96.8 | 97.3 | 97.7 | 97.7 | 97.8 |
| GE 600 | 49.8 | 80.1 | 84.8 | 89.5 | 91.9 | 93.0 | 93.9 | 94.9 | 95.5 | 96.3 | 96.7 | 96.9 | 97.5 | 97.9 | 97.9 | 98.0 |
| GE 500 | 49.8 | 80.1 | 84.8 | 89.5 | 92.0 | 93.1 | 94.1 | 95.1 | 95.7 | 96.5 | 96.9 | 97.2 | 97.7 | 98.1 | 98.1 | 98.2 |
| GE 400 | 49.9 | 80.2 | 84.9 | 89.7 | 92.2 | 93.3 | 94.3 | 95.3 | 96.0 | 96.8 | 97.3 | 97.5 | 98.1 | 98.5 | 98.5 | 98.6 |
| GE 300 | 49.9 | 80.2 | 84.9 | 89.7 | 92.2 | 93.3 | 94.3 | 95.3 | 96.0 | 96.8 | 97.3 | 97.5 | 98.1 | 98.5 | 98.5 | 98.6 |
| GE 200 | 49.9 | 80.2 | 84.9 | 89.7 | 92.2 | 93.3 | 94.3 | 95.3 | 96.1 | 96.9 | 97.4 | 97.6 | 98.4 | 98.9 | 98.9 | 99.1 |
| GE 100 | 49.9 | 80.2 | 84.9 | 89.7 | 92.2 | 93.3 | 94.3 | 95.3 | 96.1 | 96.9 | 97.4 | 97.6 | 98.4 | 99.0 | 99.3 | 99.9 |
| GE 0 | 49.9 | 80.2 | 84.9 | 89.7 | 92.2 | 93.3 | 94.3 | 95.3 | 96.1 | 96.9 | 97.4 | 97.6 | 98.4 | 99.0 | 99.3 | 100.0 |

TOTAL NUMBER OF OBSERVATIONS: 2283

GLOBAL CLIMATOLOGY BRANCH
USAFETAC
AIR WEATHER SERVICE/MAC

PERCENTAGE FREQUENCY OF OCCURRENCE OF CEILING VERSUS VISIBILITY
FROM HOURLY OBSERVATIONS

STATION NUMBER: 22550C STATION NAME: ARKHANGELSK USSR

PERIOD OF RECORD: 78-87
MONTH: MAY HOURS(LST): 0000-0200

| CEILING IN FEET | VISIBILITY IN STATUTE MILES | | | | | | | | | | | | | | | |
|---|---|---|---|---|---|---|---|---|---|---|---|---|---|---|---|---|
| | GE 10 | GE 6 | GE 5 | GE 4 | GE 3 | GE 2 1/2 | GE 2 | GE 1 1/2 | GE 1 1/4 | GE 1 | GE 3/4 | GE 5/8 | GE 1/2 | GE 5/16 | GE 1/4 | GE 0 |
| NO CEIL | 25.1 | 38.0 | 39.3 | 39.7 | 39.7 | 39.7 | 39.7 | 39.7 | 39.7 | 39.7 | 39.7 | 39.7 | 39.7 | 39.7 | 39.7 | 39.7 |
| GE 20000 | 29.2 | 42.7 | 44.7 | 45.1 | 45.1 | 45.1 | 45.1 | 45.1 | 45.1 | 45.1 | 45.1 | 45.1 | 45.1 | 45.1 | 45.1 | 45.1 |
| GE 18000 | 29.2 | 42.7 | 44.7 | 45.1 | 45.1 | 45.1 | 45.1 | 45.1 | 45.1 | 45.1 | 45.1 | 45.1 | 45.1 | 45.1 | 45.1 | 45.1 |
| GE 16000 | 29.2 | 42.7 | 44.7 | 45.1 | 45.1 | 45.1 | 45.1 | 45.1 | 45.1 | 45.1 | 45.1 | 45.1 | 45.1 | 45.1 | 45.1 | 45.1 |
| GE 14000 | 29.2 | 42.7 | 44.7 | 45.1 | 45.1 | 45.1 | 45.1 | 45.1 | 45.1 | 45.1 | 45.1 | 45.1 | 45.1 | 45.1 | 45.1 | 45.1 |
| GE 12000 | 29.2 | 42.7 | 44.7 | 45.1 | 45.1 | 45.1 | 45.1 | 45.1 | 45.1 | 45.1 | 45.1 | 45.1 | 45.1 | 45.1 | 45.1 | 45.1 |
| GE 10000 | 42.4 | 65.1 | 67.8 | 68.5 | 68.8 | 68.8 | 68.8 | 68.8 | 68.8 | 68.8 | 69.2 | 69.2 | 69.2 | 69.2 | 69.2 | 69.2 |
| GE 9000 | 42.4 | 65.1 | 67.8 | 68.5 | 68.8 | 68.8 | 68.8 | 68.8 | 68.8 | 68.8 | 69.2 | 69.2 | 69.2 | 69.2 | 69.2 | 69.2 |
| GE 8000 | 42.4 | 65.1 | 67.8 | 68.5 | 68.8 | 68.8 | 68.8 | 68.8 | 68.8 | 68.8 | 69.2 | 69.2 | 69.2 | 69.2 | 69.2 | 69.2 |
| GE 7000 | 42.4 | 65.1 | 67.8 | 68.5 | 68.8 | 68.8 | 68.8 | 68.8 | 68.8 | 68.8 | 69.2 | 69.2 | 69.2 | 69.2 | 69.2 | 69.2 |
| GE 6000 | 42.4 | 65.1 | 67.8 | 68.5 | 68.8 | 68.8 | 68.8 | 68.8 | 68.8 | 68.8 | 69.2 | 69.2 | 69.2 | 69.2 | 69.2 | 69.2 |
| GE 5000 | 42.4 | 65.1 | 67.8 | 68.5 | 68.8 | 68.8 | 68.8 | 68.8 | 68.8 | 68.8 | 69.2 | 69.2 | 69.2 | 69.2 | 69.2 | 69.2 |
| GE 4500 | 43.1 | 66.1 | 68.8 | 69.5 | 69.8 | 69.8 | 69.8 | 69.8 | 69.8 | 69.8 | 70.2 | 70.2 | 70.2 | 70.2 | 70.2 | 70.2 |
| GE 4000 | 43.4 | 67.5 | 71.2 | 72.0 | 72.3 | 72.3 | 72.3 | 72.3 | 72.3 | 72.3 | 72.8 | 72.8 | 72.8 | 72.8 | 72.8 | 72.8 |
| GE 3500 | 43.7 | 67.8 | 73.5 | 74.2 | 74.5 | 74.5 | 74.5 | 74.5 | 74.5 | 74.5 | 74.9 | 74.9 | 74.9 | 74.9 | 74.9 | 74.9 |
| GE 3000 | 45.4 | 70.6 | 73.6 | 74.2 | 74.6 | 74.6 | 74.6 | 74.6 | 74.6 | 74.6 | 74.9 | 74.9 | 74.9 | 74.9 | 74.9 | 74.9 |
| GE 2500 | 47.8 | 73.9 | 76.8 | 77.6 | 78.0 | 78.0 | 78.0 | 78.0 | 78.0 | 78.0 | 78.3 | 78.3 | 78.3 | 78.3 | 78.3 | 78.3 |
| GE 2000 | 49.8 | 76.3 | 80.0 | 81.4 | 82.0 | 82.0 | 82.0 | 82.0 | 82.0 | 82.0 | 82.4 | 82.4 | 82.4 | 82.4 | 82.4 | 82.4 |
| GE 1800 | 49.8 | 78.3 | 82.6 | 83.4 | 84.1 | 84.4 | 84.4 | 84.4 | 84.4 | 84.4 | 84.7 | 84.7 | 84.7 | 84.7 | 84.7 | 84.7 |
| GE 1600 | 51.2 | 81.4 | 85.4 | 87.5 | 88.8 | 88.8 | 89.2 | 89.2 | 89.2 | 89.2 | 89.5 | 89.5 | 89.5 | 89.5 | 89.5 | 89.5 |
| GE 1400 | 52.2 | 87.5 | 91.5 | 94.2 | 95.9 | 95.9 | 96.3 | 96.3 | 96.3 | 96.3 | 96.6 | 96.6 | 96.6 | 96.6 | 96.6 | 96.6 |
| GE 1200 | 52.2 | 87.5 | 91.5 | 94.2 | 95.9 | 95.9 | 96.3 | 96.3 | 96.3 | 96.3 | 96.6 | 96.6 | 96.6 | 96.6 | 96.6 | 96.6 |
| GE 1000 | 52.5 | 88.1 | 92.5 | 95.3 | 96.9 | 96.9 | 97.3 | 97.3 | 97.3 | 97.3 | 97.6 | 97.6 | 97.6 | 97.6 | 97.6 | 97.6 |
| GE 900 | 52.5 | 88.1 | 92.5 | 95.3 | 96.9 | 96.9 | 97.3 | 97.3 | 97.3 | 97.3 | 97.6 | 97.6 | 97.6 | 97.6 | 97.6 | 97.6 |
| GE 800 | 52.9 | 88.6 | 93.6 | 96.3 | 98.0 | 98.0 | 98.3 | 98.3 | 98.3 | 98.3 | 98.6 | 98.6 | 98.6 | 98.6 | 98.6 | 98.6 |
| GE 700 | 52.9 | 88.8 | 93.6 | 96.3 | 98.0 | 98.0 | 98.3 | 98.3 | 98.3 | 98.3 | 98.6 | 98.6 | 98.6 | 98.6 | 98.6 | 98.6 |
| GE 600 | 52.9 | 88.8 | 93.6 | 96.6 | 98.3 | 98.3 | 98.6 | 98.6 | 98.6 | 98.6 | 99.0 | 99.0 | 99.0 | 99.0 | 99.0 | 99.3 |
| GE 500 | 52.9 | 89.2 | 93.9 | 96.9 | 98.6 | 98.6 | 99.0 | 99.0 | 99.0 | 99.0 | 99.3 | 99.3 | 99.3 | 99.3 | 99.3 | 99.7 |
| GE 400 | 52.9 | 89.2 | 93.9 | 96.9 | 98.6 | 98.6 | 99.0 | 99.0 | 99.0 | 99.0 | 99.3 | 99.3 | 99.3 | 99.3 | 99.3 | 99.7 |
| GE 300 | 52.9 | 89.2 | 93.9 | 96.9 | 98.6 | 98.6 | 99.0 | 99.0 | 99.0 | 99.0 | 99.3 | 99.3 | 99.7 | 99.7 | 99.7 | 100.0 |
| GE 100 | 52.9 | 89.2 | 93.9 | 96.9 | 98.6 | 98.6 | 99.0 | 99.0 | 99.0 | 99.0 | 99.3 | 99.3 | 99.7 | 99.7 | 99.7 | 100.0 |
| GE 0 | 52.9 | 89.2 | 93.9 | 96.9 | 98.6 | 98.6 | 99.0 | 99.0 | 99.0 | 99.0 | 99.3 | 99.3 | 99.7 | 99.7 | 99.7 | 100.0 |

TOTAL NUMBER OF OBSERVATIONS: 295

GLOBAL CLIMATOLOGY BRANCH
USAFETAC
AIR WEATHER SERVICE/MAC

PERCENTAGE FREQUENCY OF OCCURRENCE OF CEILING VERSUS VISIBILITY
FROM HOURLY OBSERVATIONS

STATION NUMBER: 225500 STATION NAME: ARKHANGELSK USSR

PERIOD OF RECORD: 78-87
MONTH: MAY HOURS(LST): 0300-0500

| CEILING IN FEET | VISIBILITY IN STATUTE MILES | | | | | | | | | | | | | | | |
|---|---|---|---|---|---|---|---|---|---|---|---|---|---|---|---|---|
| | GE 10 | GE 6 | GE 5 | GE 4 | GE 3 | GE 2 1/2 | GE 2 | GE 1 1/2 | GE 1 1/4 | GE 1 | GE 3/4 | GE 5/8 | GE 1/2 | GE 5/16 | GE 1/4 | GE 0 |
| NO CEIL | 31.8 | 31.5 | 31.5 | 32.9 | 33.6 | 33.6 | 33.6 | 33.9 | 33.9 | 33.9 | 34.2 | 34.2 | 34.2 | 34.2 | 34.2 | 34.2 |
| GE 20000 | 26.5 | 37.9 | 37.9 | 39.3 | 39.9 | 39.9 | 39.9 | 40.3 | 40.3 | 40.3 | 40.6 | 40.6 | 40.6 | 40.6 | 40.6 | 40.6 |
| GE 18000 | 26.5 | 37.9 | 37.9 | 39.3 | 39.9 | 39.9 | 39.9 | 40.3 | 40.3 | 40.3 | 40.6 | 40.6 | 40.6 | 40.6 | 40.6 | 40.6 |
| GE 16000 | 26.5 | 37.9 | 37.9 | 39.3 | 39.9 | 39.9 | 39.9 | 40.3 | 40.3 | 40.3 | 40.6 | 40.6 | 40.6 | 40.6 | 40.6 | 40.6 |
| GE 14000 | 26.5 | 37.9 | 37.9 | 39.3 | 39.9 | 39.9 | 39.9 | 40.3 | 40.3 | 40.3 | 40.6 | 40.6 | 40.6 | 40.6 | 40.6 | 40.6 |
| GE 12000 | 26.5 | 37.9 | 37.9 | 39.3 | 39.9 | 39.9 | 39.9 | 40.3 | 40.3 | 40.3 | 40.6 | 40.6 | 40.6 | 40.6 | 40.6 | 40.6 |
| GE 10000 | 40.3 | 60.4 | 61.4 | 63.1 | 64.1 | 64.1 | 64.1 | 64.8 | 64.8 | 64.8 | 65.1 | 65.1 | 65.1 | 65.1 | 65.1 | 65.1 |
| GE 9000 | 40.3 | 60.4 | 61.4 | 63.1 | 64.1 | 64.1 | 64.1 | 64.8 | 64.8 | 64.8 | 65.1 | 65.1 | 65.1 | 65.1 | 65.1 | 65.1 |
| GE 8000 | 40.3 | 60.4 | 61.4 | 63.1 | 64.1 | 64.1 | 64.1 | 64.8 | 64.8 | 64.8 | 65.1 | 65.1 | 65.1 | 65.1 | 65.1 | 65.1 |
| GE 7000 | 40.3 | 60.4 | 61.4 | 63.1 | 64.1 | 64.1 | 64.1 | 64.8 | 64.8 | 64.8 | 65.1 | 65.1 | 65.1 | 65.1 | 65.1 | 65.1 |
| GE 6000 | 40.3 | 60.4 | 61.4 | 63.1 | 64.1 | 64.1 | 64.1 | 64.8 | 64.8 | 64.8 | 65.1 | 65.1 | 65.1 | 65.1 | 65.1 | 65.1 |
| GE 5000 | 41.3 | 61.4 | 62.4 | 64.1 | 65.1 | 65.1 | 65.1 | 65.8 | 65.8 | 65.8 | 66.1 | 66.1 | 66.1 | 66.1 | 66.1 | 66.1 |
| GE 4500 | 42.6 | 62.6 | 64.1 | 65.8 | 66.8 | 66.8 | 66.8 | 67.4 | 67.4 | 67.4 | 67.8 | 67.8 | 67.8 | 67.8 | 67.8 | 67.8 |
| GE 4000 | 44.0 | 64.4 | 65.8 | 67.4 | 68.5 | 68.5 | 68.5 | 69.1 | 69.1 | 69.1 | 69.5 | 69.5 | 69.5 | 69.5 | 69.5 | 69.5 |
| GE 3500 | 45.2 | 65.8 | 67.4 | 68.8 | 69.8 | 69.8 | 69.8 | 70.5 | 70.5 | 70.5 | 70.8 | 70.8 | 70.8 | 70.8 | 70.8 | 70.8 |
| GE 3000 | 46.0 | 68.5 | 69.8 | 71.5 | 72.5 | 72.5 | 72.5 | 73.2 | 73.2 | 73.2 | 73.5 | 73.5 | 73.5 | 73.5 | 73.5 | 73.5 |
| GE 2500 | 48.3 | 72.8 | 74.2 | 75.8 | 76.8 | 76.8 | 76.8 | 77.5 | 77.5 | 77.5 | 77.9 | 77.9 | 77.9 | 77.9 | 77.9 | 77.9 |
| GE 2000 | 50.7 | 77.2 | 78.9 | 80.9 | 81.9 | 82.2 | 82.6 | 83.2 | 83.2 | 83.2 | 83.6 | 83.6 | 83.6 | 83.6 | 83.6 | 83.6 |
| GE 1800 | 52.7 | 79.2 | 81.2 | 83.2 | 84.2 | 84.6 | 84.9 | 85.6 | 85.6 | 85.6 | 85.9 | 85.9 | 85.9 | 85.9 | 85.9 | 85.9 |
| GE 1500 | 52.7 | 81.5 | 83.9 | 86.2 | 87.2 | 87.6 | 87.9 | 88.6 | 88.6 | 88.6 | 88.9 | 88.9 | 88.9 | 88.9 | 88.9 | 88.9 |
| GE 1200 | 53.4 | 86.6 | 88.9 | 92.6 | 94.0 | 94.3 | 94.6 | 95.3 | 95.3 | 95.3 | 95.6 | 95.6 | 95.6 | 95.6 | 95.6 | 95.6 |
| GE 1000 | 54.0 | 87.9 | 90.3 | 94.0 | 95.3 | 95.6 | 96.0 | 96.6 | 97.0 | 97.0 | 97.3 | 97.3 | 97.3 | 97.3 | 97.3 | 97.3 |
| GE 900 | 54.0 | 87.9 | 90.3 | 94.0 | 95.3 | 95.6 | 96.0 | 96.6 | 97.0 | 97.0 | 97.3 | 97.3 | 97.3 | 97.3 | 97.3 | 97.3 |
| GE 800 | 54.0 | 87.9 | 90.6 | 94.6 | 96.0 | 96.3 | 96.6 | 97.3 | 97.7 | 97.7 | 98.0 | 98.0 | 98.0 | 98.0 | 98.0 | 98.0 |
| GE 700 | 54.0 | 88.3 | 90.9 | 95.3 | 96.3 | 96.6 | 97.0 | 97.7 | 98.0 | 98.3 | 98.7 | 98.7 | 98.7 | 98.7 | 98.7 | 98.7 |
| GE 600 | 54.0 | 88.3 | 90.9 | 95.0 | 96.3 | 96.6 | 97.3 | 98.0 | 98.3 | 98.7 | 99.0 | 99.0 | 99.0 | 99.0 | 99.0 | 99.0 |
| GE 500 | 54.0 | 88.3 | 91.3 | 95.3 | 96.6 | 97.0 | 97.7 | 98.3 | 98.7 | 99.0 | 99.3 | 99.3 | 99.3 | 99.3 | 99.3 | 99.3 |
| GE 400 | 54.0 | 88.3 | 91.3 | 95.6 | 97.0 | 97.3 | 98.0 | 98.7 | 99.0 | 99.3 | 99.7 | 99.7 | 99.7 | 99.7 | 99.7 | 99.7 |
| GE 300 | 54.0 | 88.3 | 91.3 | 95.6 | 97.0 | 97.3 | 98.0 | 98.7 | 99.0 | 99.3 | 99.7 | 99.7 | 99.7 | 99.7 | 99.7 | 99.7 |
| GE 200 | 54.0 | 88.3 | 91.3 | 95.6 | 97.0 | 97.3 | 98.0 | 98.7 | 99.0 | 99.3 | 99.7 | 99.7 | 99.7 | 99.7 | 99.7 | 99.7 |
| GE 100 | 54.0 | 88.6 | 91.6 | 96.0 | 97.3 | 97.7 | 98.3 | 99.0 | 99.3 | 99.7 | 100.0 | 100.0 | 100.0 | 100.0 | 100.0 | 100.0 |
| GE 0 | 54.0 | 88.6 | 91.6 | 96.0 | 97.3 | 97.7 | 98.3 | 99.0 | 99.3 | 99.7 | 100.0 | 100.0 | 100.0 | 100.0 | 100.0 | 100.0 |

TOTAL NUMBER OF OBSERVATIONS: 298

GLOBAL CLIMATOLOGY BRANCH
LSAFETAC
AIR WEATHER SERVICE/MAC

PERCENTAGE FREQUENCY OF OCCURRENCE OF CEILING VERSUS VISIBILITY
FROM HOURLY OBSERVATIONS

STATION NUMBER: 225500 STATION NAME: ARKHANGELSK USSR

PERIOD OF RECORD: 78-87
MONTH: MAY HOURS(LST): 0600-0800

| CEILING IN FEET | VISIBILITY IN STATUTE MILES | | | | | | | | | | | | | | | |
|---|---|---|---|---|---|---|---|---|---|---|---|---|---|---|---|---|
| | GE 10 | GE 6 | GE 5 | GE 4 | GE 3 | GE 2 1/2 | GE 2 | GE 1 1/2 | GE 1 1/4 | GE 1 | GE 3/4 | GE 5/8 | GE 1/2 | GE 5/16 | GE 1/4 | GE 0 |
| NO CEIL | 24.9 | 30.6 | 31.0 | 31.3 | 31.3 | 31.3 | 31.3 | 31.3 | 31.6 | 31.6 | 31.6 | 31.6 | 31.6 | 31.6 | 31.6 | 31.6 |
| GE 25000 | 30.3 | 39.7 | 40.4 | 41.1 | 41.1 | 41.1 | 41.1 | 41.1 | 41.4 | 41.4 | 41.4 | 41.4 | 41.4 | 41.4 | 41.4 | 41.4 |
| GE 18000 | 30.3 | 39.7 | 40.4 | 41.1 | 41.1 | 41.1 | 41.1 | 41.1 | 41.4 | 41.4 | 41.4 | 41.4 | 41.4 | 41.4 | 41.4 | 41.4 |
| GE 16000 | 30.3 | 39.7 | 40.4 | 41.1 | 41.1 | 41.1 | 41.1 | 41.1 | 41.4 | 41.4 | 41.4 | 41.4 | 41.4 | 41.4 | 41.4 | 41.4 |
| GE 14000 | 30.3 | 39.7 | 40.4 | 41.1 | 41.1 | 41.1 | 41.1 | 41.1 | 41.4 | 41.4 | 41.4 | 41.4 | 41.4 | 41.4 | 41.4 | 41.4 |
| GE 12000 | 30.3 | 39.7 | 40.4 | 41.1 | 41.1 | 41.1 | 41.1 | 41.1 | 41.4 | 41.4 | 41.4 | 41.4 | 41.4 | 41.4 | 41.4 | 41.4 |
| GE 10000 | 46.8 | 64.3 | 65.7 | 66.7 | 67.3 | 67.7 | 67.7 | 68.0 | 68.4 | 68.4 | 68.4 | 68.7 | 68.7 | 68.7 | 68.7 | 68.7 |
| GE 9000 | 46.8 | 64.3 | 65.7 | 66.7 | 67.3 | 67.7 | 67.7 | 68.0 | 68.4 | 68.4 | 68.4 | 68.7 | 68.7 | 68.7 | 68.7 | 68.7 |
| GE 8000 | 46.8 | 64.3 | 65.7 | 66.7 | 67.3 | 67.7 | 67.7 | 68.0 | 68.4 | 68.4 | 68.4 | 68.7 | 68.7 | 68.7 | 68.7 | 68.7 |
| GE 7000 | 46.8 | 64.3 | 65.7 | 66.7 | 67.3 | 67.7 | 67.7 | 68.0 | 68.4 | 68.4 | 68.4 | 68.7 | 68.7 | 68.7 | 68.7 | 68.7 |
| GE 6000 | 46.8 | 64.3 | 65.7 | 66.7 | 67.3 | 67.7 | 67.7 | 68.0 | 68.4 | 68.4 | 68.4 | 68.7 | 68.7 | 68.7 | 68.7 | 68.7 |
| GE 5000 | 47.1 | 64.6 | 66.0 | 67.0 | 67.7 | 68.0 | 68.0 | 68.4 | 68.7 | 68.7 | 68.7 | 69.0 | 69.0 | 69.0 | 69.0 | 69.0 |
| GE 4500 | 48.1 | 65.7 | 67.0 | 68.0 | 68.7 | 69.0 | 69.0 | 69.4 | 69.7 | 69.7 | 69.7 | 70.0 | 70.0 | 70.0 | 70.0 | 70.0 |
| GE 4000 | 48.1 | 65.7 | 67.0 | 68.0 | 68.7 | 69.0 | 69.0 | 69.4 | 69.7 | 69.7 | 69.7 | 70.0 | 70.0 | 70.0 | 70.0 | 70.0 |
| GE 3500 | 48.5 | 66.3 | 67.7 | 68.7 | 69.4 | 69.7 | 69.7 | 70.0 | 70.4 | 70.4 | 70.4 | 70.7 | 70.7 | 70.7 | 70.7 | 70.7 |
| GE 3000 | 49.8 | 68.4 | 69.7 | 70.7 | 71.4 | 71.7 | 71.7 | 72.1 | 72.4 | 72.4 | 72.4 | 72.7 | 72.7 | 72.7 | 72.7 | 72.7 |
| GE 2500 | 53.9 | 74.7 | 76.1 | 77.8 | 78.5 | 78.8 | 78.8 | 79.1 | 79.5 | 79.5 | 79.5 | 79.8 | 79.8 | 79.8 | 79.8 | 79.8 |
| GE 2000 | 55.2 | 78.5 | 79.8 | 81.5 | 82.2 | 82.5 | 82.5 | 82.8 | 83.2 | 83.2 | 83.2 | 83.5 | 83.5 | 83.5 | 83.5 | 83.5 |
| GE 1800 | 56.9 | 81.5 | 82.8 | 84.8 | 85.5 | 85.9 | 85.9 | 86.2 | 86.5 | 86.5 | 86.5 | 86.9 | 86.9 | 86.9 | 86.9 | 86.9 |
| GE 1500 | 58.6 | 84.8 | 86.2 | 88.6 | 89.2 | 89.6 | 89.6 | 90.2 | 90.6 | 90.6 | 90.6 | 90.9 | 90.9 | 90.9 | 90.9 | 90.9 |
| GE 1200 | 60.3 | 88.9 | 90.6 | 92.9 | 93.6 | 93.9 | 93.9 | 94.6 | 94.9 | 94.9 | 94.9 | 95.3 | 95.3 | 95.3 | 95.3 | 95.3 |
| GE 1000 | 60.3 | 89.9 | 91.6 | 94.6 | 95.3 | 95.6 | 95.6 | 96.3 | 96.6 | 96.6 | 96.6 | 97.3 | 97.3 | 97.3 | 97.3 | 97.3 |
| GE 900 | 60.3 | 90.2 | 92.3 | 94.9 | 95.6 | 96.0 | 96.0 | 97.0 | 97.3 | 97.3 | 97.3 | 98.0 | 98.3 | 98.3 | 98.3 | 98.3 |
| GE 800 | 60.3 | 90.2 | 92.3 | 95.3 | 96.0 | 96.3 | 96.3 | 97.3 | 97.6 | 97.6 | 97.6 | 98.3 | 98.7 | 98.7 | 98.7 | 98.7 |
| GE 700 | 60.6 | 90.6 | 92.6 | 96.0 | 96.6 | 97.0 | 97.0 | 98.0 | 98.3 | 98.3 | 98.3 | 99.0 | 99.3 | 99.3 | 99.3 | 99.3 |
| GE 600 | 60.6 | 90.6 | 92.6 | 96.0 | 97.0 | 97.3 | 97.3 | 98.3 | 98.7 | 98.7 | 98.7 | 99.3 | 99.7 | 99.7 | 99.7 | 99.7 |
| GE 500 | 60.6 | 90.6 | 92.6 | 96.0 | 97.0 | 97.3 | 97.3 | 98.3 | 98.7 | 98.7 | 98.7 | 99.3 | 99.7 | 99.7 | 99.7 | 99.7 |
| GE 400 | 60.6 | 90.6 | 92.6 | 96.0 | 97.0 | 97.3 | 97.3 | 98.3 | 98.7 | 98.7 | 98.7 | 99.3 | 99.7 | 99.7 | 99.7 | 99.7 |
| GE 300 | 60.6 | 90.6 | 92.6 | 96.0 | 97.0 | 97.3 | 97.3 | 98.3 | 98.7 | 98.7 | 98.7 | 99.3 | 100.0 | 100.0 | 100.0 | 100.0 |
| GE 200 | 60.6 | 90.6 | 92.6 | 96.0 | 97.0 | 97.3 | 97.3 | 98.3 | 98.7 | 98.7 | 98.7 | 99.3 | 100.0 | 100.0 | 100.0 | 100.0 |
| GE 100 | 60.6 | 90.6 | 92.6 | 96.0 | 97.0 | 97.3 | 97.3 | 98.3 | 98.7 | 98.7 | 98.7 | 99.3 | 100.0 | 100.0 | 100.0 | 100.0 |
| GE 0 | 60.6 | 90.6 | 92.6 | 96.0 | 97.0 | 97.3 | 97.3 | 98.3 | 98.7 | 98.7 | 98.7 | 99.3 | 100.0 | 100.0 | 100.0 | 100.0 |

TOTAL NUMBER OF OBSERVATIONS: 297

GLOBAL CLIMATOLOGY BRANCH
USAFETAC
AIR WEATHER SERVICE/MAC

PERCENTAGE FREQUENCY OF OCCURRENCE OF CEILING VERSUS VISIBILITY
FROM HOURLY OBSERVATIONS

STATION NUMBER: 225500 STATION NAME: ARKHANGELSK USSR

PERIOD OF RECORD: 78-87
MONTH: MAY HOURS(LST): 0900-1100

| CEILING IN FEET | VISIBILITY IN STATUTE MILES | | | | | | | | | | | | | | | |
|---|---|---|---|---|---|---|---|---|---|---|---|---|---|---|---|---|
| | GE 10 | GE 6 | GE 5 | GE 4 | GE 3 | GE 2 1/2 | GE 2 | GE 1 1/2 | GE 1 1/4 | GE 1 | GE 7/8 | GE 3/4 | GE 5/8 | GE 1/2 | GE 5/16 | GE 1/4 | GE 0 |
| NO CEIL | 49.5 | 27.6 | 27.9 | 27.9 | 27.9 | 27.9 | 27.9 | 27.9 | 27.9 | 27.9 | 27.9 | 27.9 | 27.9 | 27.9 | 27.9 | 27.9 | 27.9 |
| GE 20000 | 39.6 | 37.8 | 38.1 | 38.8 | 38.8 | 38.8 | 38.8 | 38.8 | 39.1 | 39.1 | 39.1 | 39.1 | 39.1 | 39.1 | 39.1 | 39.1 | 39.1 |
| GE 18000 | 39.6 | 37.8 | 38.1 | 38.8 | 38.8 | 38.8 | 38.8 | 38.8 | 39.1 | 39.1 | 39.1 | 39.1 | 39.1 | 39.1 | 39.1 | 39.1 | 39.1 |
| GE 16000 | 39.6 | 37.8 | 38.1 | 38.8 | 38.8 | 38.8 | 38.8 | 38.8 | 39.1 | 39.1 | 39.1 | 39.1 | 39.1 | 39.1 | 39.1 | 39.1 | 39.1 |
| GE 14000 | 39.6 | 37.8 | 38.1 | 38.8 | 38.8 | 38.8 | 38.8 | 38.8 | 39.1 | 39.1 | 39.1 | 39.1 | 39.1 | 39.1 | 39.1 | 39.1 | 39.1 |
| GE 12000 | 39.6 | 37.8 | 38.1 | 38.8 | 38.8 | 38.8 | 38.8 | 38.8 | 39.1 | 39.1 | 39.1 | 39.1 | 39.1 | 39.1 | 39.1 | 39.1 | 39.1 |
| GE 10000 | 44.9 | 58.2 | 58.8 | 59.5 | 59.9 | 59.9 | 59.9 | 59.9 | 60.2 | 60.2 | 60.2 | 60.2 | 60.2 | 60.2 | 60.2 | 60.2 | 60.2 |
| GE 9000 | 44.9 | 58.2 | 58.8 | 59.5 | 59.9 | 59.9 | 59.9 | 59.9 | 60.2 | 60.2 | 60.2 | 60.2 | 60.2 | 60.2 | 60.2 | 60.2 | 60.2 |
| GE 8000 | 44.9 | 58.2 | 58.8 | 59.5 | 59.9 | 59.9 | 59.9 | 59.9 | 60.2 | 60.2 | 60.2 | 60.2 | 60.2 | 60.2 | 60.2 | 60.2 | 60.2 |
| GE 7000 | 44.9 | 58.2 | 58.8 | 59.5 | 59.9 | 59.9 | 59.9 | 59.9 | 60.2 | 60.2 | 60.2 | 60.2 | 60.2 | 60.2 | 60.2 | 60.2 | 60.2 |
| GE 6000 | 44.9 | 58.2 | 58.8 | 59.5 | 59.9 | 59.9 | 59.9 | 59.9 | 60.2 | 60.2 | 60.2 | 60.2 | 60.2 | 60.2 | 60.2 | 60.2 | 60.2 |
| GE 5000 | 44.9 | 58.2 | 58.8 | 59.5 | 59.9 | 59.9 | 59.9 | 59.9 | 60.2 | 60.2 | 60.2 | 60.2 | 60.2 | 60.2 | 60.2 | 60.2 | 60.2 |
| GE 4000 | 45.6 | 58.8 | 59.5 | 60.2 | 60.5 | 60.5 | 60.5 | 60.5 | 60.9 | 60.9 | 60.9 | 60.9 | 60.9 | 60.9 | 60.9 | 60.9 | 60.9 |
| GE 3500 | 45.6 | 58.8 | 59.5 | 60.2 | 60.5 | 60.5 | 60.5 | 60.5 | 60.9 | 60.9 | 60.9 | 60.9 | 60.9 | 60.9 | 60.9 | 60.9 | 60.9 |
| GE 3000 | 46.3 | 60.5 | 61.2 | 61.9 | 62.2 | 62.2 | 62.2 | 62.2 | 62.6 | 62.6 | 62.6 | 62.6 | 62.6 | 62.6 | 62.6 | 62.6 | 62.6 |
| GE 2500 | 48.3 | 63.9 | 64.6 | 65.3 | 65.6 | 65.6 | 65.6 | 65.6 | 66.0 | 66.0 | 66.0 | 66.0 | 66.0 | 66.0 | 66.0 | 66.0 | 66.0 |
| GE 2500 | 53.7 | 71.1 | 72.1 | 73.1 | 73.8 | 73.8 | 73.8 | 73.8 | 74.1 | 74.1 | 74.1 | 74.1 | 74.1 | 74.1 | 74.1 | 74.1 | 74.1 |
| GE 2000 | 57.1 | 76.5 | 77.6 | 78.6 | 79.6 | 79.6 | 79.6 | 79.9 | 80.3 | 80.3 | 80.3 | 80.3 | 80.3 | 80.3 | 80.3 | 80.3 | 80.3 |
| GE 1800 | 58.5 | 79.6 | 80.6 | 81.6 | 82.7 | 82.7 | 82.7 | 83.0 | 83.3 | 83.3 | 83.3 | 83.3 | 83.3 | 83.3 | 83.3 | 83.3 | 83.3 |
| GE 1500 | 61.6 | 85.0 | 86.4 | 87.4 | 88.4 | 88.4 | 88.4 | 88.8 | 89.1 | 89.1 | 89.1 | 89.1 | 89.1 | 89.1 | 89.1 | 89.1 | 89.1 |
| GE 1200 | 63.3 | 90.1 | 91.8 | 94.2 | 95.2 | 95.2 | 95.6 | 95.9 | 96.3 | 96.3 | 96.3 | 96.3 | 96.3 | 96.6 | 96.6 | 96.6 | 96.6 |
| GE 1000 | 63.9 | 91.5 | 93.2 | 95.6 | 96.6 | 96.9 | 97.3 | 97.6 | 98.0 | 98.0 | 98.0 | 98.0 | 98.0 | 98.3 | 98.3 | 98.3 | 98.3 |
| GE 900 | 63.9 | 91.5 | 93.2 | 95.6 | 96.6 | 96.9 | 97.3 | 97.6 | 98.0 | 98.0 | 98.0 | 98.0 | 98.0 | 98.3 | 98.3 | 98.3 | 98.3 |
| GE 800 | 63.9 | 91.5 | 93.2 | 95.6 | 97.3 | 97.6 | 98.0 | 98.3 | 98.6 | 98.6 | 98.6 | 98.6 | 98.6 | 99.0 | 99.0 | 99.0 | 99.0 |
| GE 700 | 63.9 | 91.5 | 93.2 | 95.6 | 97.6 | 98.0 | 98.3 | 98.6 | 99.0 | 99.0 | 99.0 | 99.0 | 99.0 | 99.3 | 99.3 | 99.3 | 99.3 |
| GE 600 | 63.9 | 91.5 | 93.2 | 95.6 | 97.6 | 98.0 | 98.3 | 98.6 | 99.0 | 99.0 | 99.0 | 99.0 | 99.0 | 99.3 | 99.3 | 99.3 | 99.3 |
| GE 500 | 63.9 | 91.5 | 93.2 | 95.6 | 97.6 | 98.0 | 98.3 | 98.6 | 99.0 | 99.0 | 99.0 | 99.0 | 99.0 | 99.3 | 99.3 | 99.3 | 99.3 |
| GE 400 | 63.9 | 91.8 | 93.5 | 95.9 | 98.0 | 98.3 | 98.6 | 99.3 | 99.7 | 99.7 | 99.7 | 99.7 | 99.7 | 100.0 | 100.0 | 100.0 | 100.0 |
| GE 300 | 63.9 | 91.8 | 93.5 | 95.9 | 98.0 | 98.3 | 98.6 | 99.3 | 99.7 | 99.7 | 99.7 | 99.7 | 99.7 | 100.0 | 100.0 | 100.0 | 100.0 |
| GE 200 | 63.9 | 91.8 | 93.5 | 95.9 | 98.0 | 98.3 | 98.6 | 99.3 | 99.7 | 99.7 | 99.7 | 99.7 | 99.7 | 100.0 | 100.0 | 100.0 | 100.0 |
| GE 100 | 63.9 | 91.8 | 93.5 | 95.9 | 98.0 | 98.3 | 98.6 | 99.3 | 99.7 | 99.7 | 99.7 | 99.7 | 99.7 | 100.0 | 100.0 | 100.0 | 100.0 |
| GE 0 | 63.9 | 91.8 | 93.5 | 95.9 | 98.0 | 98.3 | 98.6 | 99.3 | 99.7 | 99.7 | 99.7 | 99.7 | 99.7 | 100.0 | 100.0 | 100.0 | 100.0 |

TOTAL NUMBER OF OBSERVATIONS: 294

GLOBAL CLIMATOLOGY BRANCH
USAFETAC
AIR WEATHER SERVICE/MAC

PERCENTAGE FREQUENCY OF OCCURRENCE OF CEILING VERSUS VISIBILITY
FROM HOURLY OBSERVATIONS

STATION NUMBER: 22550  STATION NAME: ARKHANGELSK USSR  PERIOD OF RECORD: 78-87
MONTH: MAY  HOURS(LST): 1200-1400

| CEILING IN FEET | VISIBILITY IN STATUTE MILES | | | | | | | | | | | | | | |
|---|---|---|---|---|---|---|---|---|---|---|---|---|---|---|---|
| | GE 10 | GE 6 | GE 5 | GE 4 | GE 3 | GE 2 1/2 | GE 2 | GE 1 1/2 | GE 1 1/4 | GE 1 | GE 3/4 | GE 5/8 | GE 1/2 | GE 5/16 | GE 1/4 | GE 0 |
| NO CEIL | 27.6 | 29.7 | 29.7 | 29.7 | 29.7 | 29.7 | 29.7 | 29.7 | 29.7 | 29.7 | 29.7 | 29.7 | 29.7 | 29.7 | 29.7 | 29.7 |
| GE 20000 | 35.2 | 39.3 | 39.3 | 39.3 | 39.3 | 39.3 | 39.3 | 39.3 | 39.3 | 39.3 | 39.3 | 39.3 | 39.3 | 39.3 | 39.3 | 39.3 |
| GE 18000 | 35.5 | 39.3 | 39.3 | 39.3 | 39.3 | 39.3 | 39.3 | 39.3 | 39.3 | 39.3 | 39.3 | 39.3 | 39.3 | 39.3 | 39.3 | 39.3 |
| GE 16000 | 35.5 | 39.3 | 39.3 | 39.3 | 39.3 | 39.3 | 39.3 | 39.3 | 39.3 | 39.3 | 39.3 | 39.3 | 39.3 | 39.3 | 39.3 | 39.3 |
| GE 14000 | 35.5 | 39.3 | 39.3 | 39.3 | 39.3 | 39.3 | 39.3 | 39.3 | 39.3 | 39.3 | 39.3 | 39.3 | 39.3 | 39.3 | 39.3 | 39.3 |
| GE 12000 | 35.5 | 39.3 | 39.3 | 39.3 | 39.3 | 39.3 | 39.3 | 39.3 | 39.3 | 39.3 | 39.3 | 39.3 | 39.3 | 39.3 | 39.3 | 39.3 |
| GE 10000 | 47.6 | 57.2 | 57.2 | 57.6 | 57.9 | 57.9 | 57.9 | 57.9 | 57.9 | 57.9 | 57.9 | 57.9 | 57.9 | 57.9 | 57.9 | 57.9 |
| GE 9000 | 47.6 | 57.2 | 57.2 | 57.6 | 57.9 | 57.9 | 57.9 | 57.9 | 57.9 | 57.9 | 57.9 | 57.9 | 57.9 | 57.9 | 57.9 | 57.9 |
| GE 8000 | 47.6 | 57.2 | 57.2 | 57.6 | 57.9 | 57.9 | 57.9 | 57.9 | 57.9 | 57.9 | 57.9 | 57.9 | 57.9 | 57.9 | 57.9 | 57.9 |
| GE 7000 | 47.6 | 57.2 | 57.2 | 57.6 | 57.9 | 57.9 | 57.9 | 57.9 | 57.9 | 57.9 | 57.9 | 57.9 | 57.9 | 57.9 | 57.9 | 57.9 |
| GE 6000 | 47.6 | 57.2 | 57.2 | 57.6 | 57.9 | 57.9 | 57.9 | 57.9 | 57.9 | 57.9 | 57.9 | 57.9 | 57.9 | 57.9 | 57.9 | 57.9 |
| GE 5000 | 47.9 | 57.6 | 57.6 | 57.9 | 58.3 | 58.3 | 58.3 | 58.6 | 58.6 | 58.6 | 58.6 | 58.6 | 58.6 | 58.6 | 58.6 | 58.6 |
| GE 4500 | 48.3 | 57.9 | 57.9 | 58.3 | 58.6 | 58.6 | 58.6 | 59.0 | 59.0 | 59.0 | 59.0 | 59.0 | 59.0 | 59.0 | 59.0 | 59.0 |
| GE 4000 | 51.4 | 61.7 | 61.7 | 62.1 | 62.4 | 62.4 | 62.4 | 62.8 | 62.8 | 62.8 | 62.8 | 62.8 | 62.8 | 62.8 | 62.8 | 62.8 |
| GE 3500 | 51.7 | 62.1 | 62.1 | 62.4 | 62.8 | 62.8 | 62.8 | 63.1 | 63.1 | 63.1 | 63.1 | 63.1 | 63.1 | 63.1 | 63.1 | 63.1 |
| GE 3000 | 53.8 | 64.5 | 64.5 | 64.8 | 65.2 | 65.2 | 65.2 | 65.5 | 65.5 | 65.5 | 65.5 | 65.5 | 65.5 | 65.5 | 65.5 | 65.5 |
| GE 2500 | 61.7 | 74.8 | 74.8 | 75.2 | 75.5 | 75.5 | 75.5 | 75.9 | 75.9 | 75.9 | 75.9 | 75.9 | 75.9 | 75.9 | 75.9 | 75.9 |
| GE 2000 | 66.9 | 81.4 | 81.4 | 82.1 | 82.4 | 82.4 | 82.4 | 82.8 | 82.8 | 82.8 | 82.8 | 82.8 | 82.8 | 82.8 | 82.8 | 82.8 |
| GE 1800 | 67.9 | 83.1 | 83.1 | 83.8 | 84.1 | 84.1 | 84.1 | 84.5 | 84.5 | 84.5 | 84.5 | 84.5 | 84.5 | 84.5 | 84.5 | 84.5 |
| GE 1500 | 68.3 | 85.5 | 85.5 | 86.2 | 86.6 | 86.6 | 86.6 | 87.2 | 87.2 | 87.6 | 87.9 | 87.9 | 87.9 | 87.9 | 87.9 | 87.9 |
| GE 1200 | 73.4 | 92.4 | 92.8 | 94.1 | 94.5 | 94.8 | 94.8 | 95.5 | 95.5 | 95.9 | 96.2 | 96.2 | 96.2 | 96.2 | 96.2 | 96.2 |
| GE 1000 | 74.1 | 93.8 | 94.5 | 95.9 | 96.2 | 96.6 | 96.6 | 97.2 | 97.2 | 97.6 | 98.3 | 98.3 | 98.3 | 98.3 | 98.3 | 98.3 |
| GE 900 | 74.1 | 93.8 | 94.5 | 95.9 | 96.2 | 96.6 | 96.6 | 97.2 | 97.9 | 98.3 | 99.0 | 99.0 | 99.3 | 99.3 | 99.3 | 99.3 |
| GE 800 | 74.1 | 93.8 | 94.5 | 95.9 | 96.2 | 96.6 | 96.6 | 97.2 | 97.9 | 98.3 | 99.0 | 99.0 | 99.3 | 99.3 | 99.3 | 99.3 |
| GE 700 | 74.5 | 94.1 | 94.8 | 96.2 | 96.6 | 96.9 | 96.9 | 97.6 | 98.3 | 98.6 | 99.3 | 99.3 | 99.7 | 99.7 | 99.7 | 99.7 |
| GE 600 | 74.5 | 94.1 | 94.8 | 96.6 | 96.9 | 97.2 | 97.2 | 97.9 | 98.6 | 99.0 | 99.7 | 99.7 | 100.0 | 100.0 | 100.0 | 100.0 |
| GE 500 | 74.5 | 94.1 | 94.8 | 96.6 | 96.9 | 97.2 | 97.2 | 97.9 | 98.6 | 99.0 | 99.7 | 99.7 | 100.0 | 100.0 | 100.0 | 100.0 |
| GE 400 | 74.5 | 94.1 | 94.8 | 96.6 | 96.9 | 97.2 | 97.2 | 97.9 | 98.6 | 99.0 | 99.7 | 99.7 | 100.0 | 100.0 | 100.0 | 100.0 |
| GE 300 | 74.5 | 94.1 | 94.8 | 96.6 | 96.9 | 97.2 | 97.2 | 97.9 | 98.6 | 99.0 | 99.7 | 99.7 | 100.0 | 100.0 | 100.0 | 100.0 |
| GE 200 | 74.5 | 94.1 | 94.8 | 96.6 | 96.9 | 97.2 | 97.2 | 97.9 | 98.6 | 99.0 | 99.7 | 99.7 | 100.0 | 100.0 | 100.0 | 100.0 |
| GE 100 | 74.5 | 94.1 | 94.8 | 96.6 | 96.9 | 97.2 | 97.2 | 97.9 | 98.6 | 99.0 | 99.7 | 99.7 | 100.0 | 100.0 | 100.0 | 100.0 |
| GE 0 | 74.5 | 94.1 | 94.8 | 96.6 | 96.9 | 97.2 | 97.2 | 97.9 | 98.6 | 99.0 | 99.7 | 99.7 | 100.0 | 100.0 | 100.0 | 100.0 |

TOTAL NUMBER OF OBSERVATIONS: 290

GLOBAL CLIMATOLOGY BRANCH
USAFETAC
AIR WEATHER SERVICE/MAC

PERCENTAGE FREQUENCY OF OCCURRENCE OF CEILING VERSUS VISIBILITY
FROM HOURLY OBSERVATIONS

STATION NUMBER: 225500 STATION NAME: ARKHANGELSK USSR

PERIOD OF RECORD: 78-87
MONTH: MAY HOURS(LST): 1500-1700

| CEILING IN FEET | VISIBILITY IN STATUTE MILES: GE 10 | GE 6 | GE 5 | GE 4 | GE 3 | GE 2 1/2 | GE 2 | GE 1 1/2 | GE 1 1/4 | GE 1 | GE 3/4 | GE 5/8 | GE 1/2 | GE 5/16 | GE 1/4 | GE 0 |
|---|---|---|---|---|---|---|---|---|---|---|---|---|---|---|---|---|
| NO CEIL | 27.9 | 30.1 | 30.1 | 30.1 | 30.1 | 30.1 | 30.1 | 30.1 | 30.1 | 30.1 | 30.1 | 30.1 | 30.1 | 30.1 | 30.1 | 30.1 |
| GE 20000 | 36.3 | 41.5 | 41.5 | 41.9 | 41.9 | 41.9 | 41.9 | 41.9 | 41.9 | 41.9 | 41.9 | 41.9 | 41.9 | 41.9 | 41.9 | 41.9 |
| GE 18000 | 36.3 | 41.5 | 41.5 | 41.9 | 41.9 | 41.9 | 41.9 | 41.9 | 41.9 | 41.9 | 41.9 | 41.9 | 41.9 | 41.9 | 41.9 | 41.9 |
| GE 16000 | 36.3 | 41.5 | 41.5 | 41.9 | 41.9 | 41.9 | 41.9 | 41.9 | 41.9 | 41.9 | 41.9 | 41.9 | 41.9 | 41.9 | 41.9 | 41.9 |
| GE 14000 | 36.3 | 41.5 | 41.5 | 41.9 | 41.9 | 41.9 | 41.9 | 41.9 | 41.9 | 41.9 | 41.9 | 41.9 | 41.9 | 41.9 | 41.9 | 41.9 |
| GE 12000 | 36.3 | 41.5 | 41.5 | 41.9 | 41.9 | 41.9 | 41.9 | 41.9 | 41.9 | 41.9 | 41.9 | 41.9 | 41.9 | 41.9 | 41.9 | 41.9 |
| GE 10000 | 51.9 | 61.9 | 62.3 | 62.6 | 63.0 | 63.0 | 63.0 | 63.0 | 63.0 | 63.0 | 63.0 | 63.0 | 63.0 | 63.0 | 63.0 | 63.0 |
| GE 9000 | 51.9 | 61.9 | 62.3 | 62.6 | 63.0 | 63.0 | 63.0 | 63.0 | 63.0 | 63.0 | 63.0 | 63.0 | 63.0 | 63.0 | 63.0 | 63.0 |
| GE 8000 | 51.9 | 61.9 | 62.3 | 62.6 | 63.0 | 63.0 | 63.0 | 63.0 | 63.0 | 63.0 | 63.0 | 63.0 | 63.0 | 63.0 | 63.0 | 63.0 |
| GE 7000 | 51.9 | 61.9 | 62.3 | 62.6 | 63.0 | 63.0 | 63.0 | 63.0 | 63.0 | 63.0 | 63.0 | 63.0 | 63.0 | 63.0 | 63.0 | 63.0 |
| GE 6000 | 51.9 | 61.9 | 62.3 | 62.6 | 63.0 | 63.0 | 63.0 | 63.0 | 63.0 | 63.0 | 63.0 | 63.0 | 63.0 | 63.0 | 63.0 | 63.0 |
| GE 5000 | 52.2 | 62.3 | 62.6 | 63.0 | 63.3 | 63.3 | 63.3 | 63.3 | 63.3 | 63.3 | 63.3 | 63.3 | 63.3 | 63.3 | 63.3 | 63.3 |
| GE 4500 | 52.2 | 62.6 | 63.0 | 63.3 | 63.7 | 63.7 | 63.7 | 63.7 | 63.7 | 63.7 | 63.7 | 63.7 | 63.7 | 63.7 | 63.7 | 63.7 |
| GE 4000 | 55.7 | 66.4 | 66.8 | 67.1 | 67.5 | 67.5 | 67.5 | 67.5 | 67.5 | 67.5 | 67.5 | 67.5 | 67.5 | 67.5 | 67.5 | 67.5 |
| GE 3500 | 57.8 | 68.9 | 69.2 | 69.6 | 69.9 | 69.9 | 69.9 | 69.9 | 69.9 | 69.9 | 69.9 | 69.9 | 69.9 | 69.9 | 69.9 | 69.9 |
| GE 3000 | 60.9 | 72.3 | 72.7 | 73.4 | 73.7 | 73.7 | 73.7 | 73.7 | 73.7 | 73.7 | 73.7 | 73.7 | 73.7 | 73.7 | 73.7 | 73.7 |
| GE 2500 | 69.2 | 80.6 | 81.0 | 82.0 | 82.4 | 82.4 | 82.4 | 82.4 | 82.4 | 82.4 | 82.4 | 82.4 | 82.4 | 82.4 | 82.4 | 82.4 |
| GE 2000 | 70.9 | 85.5 | 85.8 | 86.9 | 87.5 | 87.5 | 87.5 | 87.5 | 87.5 | 87.5 | 87.5 | 87.5 | 87.5 | 87.5 | 87.5 | 87.5 |
| GE 1800 | 71.6 | 86.9 | 87.2 | 88.2 | 88.9 | 88.9 | 88.9 | 88.9 | 88.9 | 88.9 | 88.9 | 88.9 | 88.9 | 88.9 | 88.9 | 88.9 |
| GE 1600 | 72.0 | 86.3 | 90.0 | 91.3 | 92.0 | 92.0 | 92.0 | 92.0 | 92.0 | 92.0 | 92.0 | 92.0 | 92.0 | 92.0 | 92.0 | 92.0 |
| GE 1200 | 75.4 | 94.1 | 95.2 | 96.5 | 97.2 | 97.9 | 97.9 | 97.9 | 97.9 | 97.9 | 98.3 | 98.3 | 98.3 | 98.3 | 98.3 | 96.3 |
| GE 1000 | 75.4 | 94.5 | 95.5 | 96.9 | 97.9 | 98.6 | 98.6 | 98.6 | 98.6 | 98.6 | 99.0 | 99.0 | 99.0 | 99.0 | 99.0 | 99.0 |
| GE 900 | 75.4 | 94.8 | 95.8 | 97.2 | 98.3 | 99.0 | 99.0 | 99.0 | 99.0 | 99.0 | 99.3 | 99.3 | 99.3 | 99.3 | 99.3 | 99.3 |
| GE 800 | 75.4 | 94.8 | 95.8 | 97.2 | 98.3 | 99.0 | 99.0 | 99.0 | 99.0 | 99.3 | 99.7 | 99.7 | 99.7 | 99.7 | 99.7 | 99.7 |
| GE 700 | 75.4 | 94.8 | 95.8 | 97.2 | 98.3 | 99.0 | 99.0 | 99.0 | 99.0 | 99.3 | 100.0 | 100.0 | 100.0 | 100.0 | 100.0 | 100.0 |
| GE 600 | 75.4 | 94.8 | 95.8 | 97.2 | 98.3 | 99.0 | 99.0 | 99.0 | 99.0 | 99.3 | 100.0 | 100.0 | 100.0 | 100.0 | 100.0 | 100.0 |
| GE 500 | 75.4 | 94.8 | 95.8 | 97.2 | 98.3 | 99.0 | 99.0 | 99.0 | 99.0 | 99.3 | 100.0 | 100.0 | 100.0 | 100.0 | 100.0 | 100.0 |
| GE 400 | 75.4 | 94.8 | 95.8 | 97.2 | 98.3 | 99.0 | 99.0 | 99.0 | 99.0 | 99.3 | 100.0 | 100.0 | 100.0 | 100.0 | 100.0 | 100.0 |
| GE 300 | 75.4 | 94.8 | 95.8 | 97.2 | 98.3 | 99.0 | 99.0 | 99.0 | 99.0 | 99.3 | 100.0 | 100.0 | 100.0 | 100.0 | 100.0 | 100.0 |
| GE 200 | 75.4 | 94.8 | 95.8 | 97.2 | 98.3 | 99.0 | 99.0 | 99.0 | 99.0 | 99.3 | 100.0 | 100.0 | 100.0 | 100.0 | 100.0 | 100.0 |
| GE 100 | 75.4 | 94.8 | 95.8 | 97.2 | 98.3 | 99.0 | 99.0 | 99.0 | 99.0 | 99.3 | 100.0 | 100.0 | 100.0 | 100.0 | 100.0 | 100.0 |
| GE 0 | 75.4 | 94.8 | 95.8 | 97.2 | 98.3 | 99.0 | 99.0 | 99.0 | 99.0 | 99.3 | 100.0 | 100.0 | 100.0 | 100.0 | 100.0 | 100.0 |

TOTAL NUMBER OF OBSERVATIONS: 289

GLOBAL CLIMATOLOGY BRANCH
USAFETAC
AIR WEATHER SERVICE/MAC

PERCENTAGE FREQUENCY OF OCCURRENCE OF CEILING VERSUS VISIBILITY
FROM HOURLY OBSERVATIONS

STATION NUMBER: 225500 STATION NAME: ARKHANGELSK USSR

PERIOD OF RECORD: 78-87
MONTH: MAY HOURS(LST): 1800-2000

| CEILING IN FEET | VISIBILITY IN STATUTE MILES: GE 10 | GE 6 | GE 5 | GE 4 | GE 3 | GE 2 1/2 | GE 2 | GE 1 1/2 | GE 1 1/4 | GE 1 | GE 7/8 | GE 5/8 | GE 1/2 | GE 5/16 | GE 1/4 | GE 0 |
|---|---|---|---|---|---|---|---|---|---|---|---|---|---|---|---|---|
| NO CEIL | 37.1 | 36.7 | 36.7 | 36.7 | 36.7 | 36.7 | 36.7 | 36.7 | 36.7 | 36.7 | 36.7 | 36.7 | 36.7 | 36.7 | 36.7 | 36.7 |
| GE 20000 | 37.1 | 45.8 | 46.2 | 46.2 | 46.2 | 46.2 | 46.2 | 46.2 | 46.2 | 46.2 | 46.2 | 46.2 | 46.2 | 46.2 | 46.2 | 46.2 |
| GE 18000 | 37.1 | 45.8 | 46.2 | 46.2 | 46.2 | 46.2 | 46.2 | 46.2 | 46.2 | 46.2 | 46.2 | 46.2 | 46.2 | 46.2 | 46.2 | 46.2 |
| GE 16000 | 37.1 | 45.8 | 46.2 | 46.2 | 46.2 | 46.2 | 46.2 | 46.2 | 46.2 | 46.2 | 46.2 | 46.2 | 46.2 | 46.2 | 46.2 | 46.2 |
| GE 14000 | 37.1 | 45.8 | 46.2 | 46.2 | 46.2 | 46.2 | 46.2 | 46.2 | 46.2 | 46.2 | 46.2 | 46.2 | 46.2 | 46.2 | 46.2 | 46.2 |
| GE 12000 | 37.1 | 45.8 | 46.2 | 46.2 | 46.2 | 46.2 | 46.2 | 46.2 | 46.2 | 46.2 | 46.2 | 46.2 | 46.2 | 46.2 | 46.2 | 46.2 |
| GE 10000 | 53.8 | 66.1 | 66.4 | 66.8 | 66.8 | 67.1 | 67.1 | 67.1 | 67.1 | 67.1 | 67.1 | 67.1 | 67.1 | 67.1 | 67.1 | 67.1 |
| GE 9000 | 53.8 | 66.1 | 66.4 | 66.8 | 66.8 | 67.1 | 67.1 | 67.1 | 67.1 | 67.1 | 67.1 | 67.1 | 67.1 | 67.1 | 67.1 | 67.1 |
| GE 8000 | 53.8 | 66.1 | 66.4 | 66.8 | 66.8 | 67.1 | 67.1 | 67.1 | 67.1 | 67.1 | 67.1 | 67.1 | 67.1 | 67.1 | 67.1 | 67.1 |
| GE 7000 | 53.8 | 66.1 | 66.4 | 66.8 | 66.8 | 67.1 | 67.1 | 67.1 | 67.1 | 67.1 | 67.1 | 67.1 | 67.1 | 67.1 | 67.1 | 67.1 |
| GE 6000 | 53.8 | 66.1 | 66.4 | 66.8 | 66.8 | 67.1 | 67.1 | 67.1 | 67.1 | 67.1 | 67.1 | 67.1 | 67.1 | 67.1 | 67.1 | 67.1 |
| GE 5000 | 54.5 | 66.8 | 67.1 | 67.5 | 67.5 | 67.8 | 67.8 | 67.8 | 67.8 | 67.8 | 67.8 | 67.8 | 67.8 | 67.8 | 67.8 | 67.8 |
| GE 4500 | 54.5 | 67.1 | 67.5 | 67.8 | 67.8 | 68.2 | 68.2 | 68.2 | 68.2 | 68.2 | 68.2 | 68.2 | 68.2 | 68.2 | 68.2 | 68.2 |
| GE 4000 | 55.9 | 68.5 | 68.9 | 69.2 | 69.2 | 69.6 | 69.6 | 69.6 | 69.6 | 69.6 | 69.6 | 69.6 | 69.6 | 69.6 | 69.6 | 69.6 |
| GE 3500 | 57.7 | 71.3 | 71.3 | 71.7 | 71.7 | 72.0 | 72.0 | 72.0 | 72.0 | 72.0 | 72.0 | 72.0 | 72.0 | 72.0 | 72.0 | 72.0 |
| GE 3000 | 60.1 | 74.1 | 74.5 | 74.8 | 74.8 | 75.2 | 75.2 | 75.2 | 75.2 | 75.2 | 75.2 | 75.2 | 75.2 | 75.2 | 75.2 | 75.2 |
| GE 2500 | 64.7 | 80.6 | 81.1 | 81.5 | 81.5 | 81.8 | 81.8 | 81.8 | 81.8 | 81.8 | 81.8 | 81.8 | 81.8 | 81.8 | 81.8 | 81.8 |
| GE 2000 | 65.7 | 82.9 | 83.6 | 84.3 | 84.3 | 84.6 | 84.6 | 84.6 | 84.6 | 84.6 | 84.6 | 84.6 | 84.6 | 84.6 | 84.6 | 84.6 |
| GE 1800 | 66.8 | 85.7 | 86.4 | 87.1 | 87.4 | 87.8 | 87.8 | 87.8 | 87.8 | 87.8 | 87.8 | 87.8 | 87.8 | 87.8 | 87.8 | 87.8 |
| GE 1500 | 69.9 | 88.5 | 89.2 | 90.2 | 90.6 | 90.9 | 90.9 | 90.9 | 90.9 | 90.9 | 90.9 | 90.9 | 90.9 | 90.9 | 90.9 | 90.9 |
| GE 1200 | 70.6 | 93.4 | 94.1 | 95.1 | 95.5 | 95.8 | 95.8 | 95.8 | 96.2 | 96.2 | 96.2 | 96.2 | 96.2 | 96.2 | 96.2 | 96.2 |
| GE 1000 | 71.0 | 94.1 | 94.8 | 96.2 | 96.9 | 97.2 | 97.2 | 97.2 | 97.6 | 97.6 | 97.6 | 97.6 | 97.6 | 97.6 | 97.6 | 97.6 |
| GE 900 | 71.3 | 94.4 | 95.1 | 96.5 | 97.2 | 97.6 | 97.6 | 97.6 | 97.9 | 97.9 | 97.9 | 97.9 | 97.9 | 97.9 | 97.9 | 97.9 |
| GE 800 | 71.3 | 94.4 | 95.1 | 96.5 | 97.2 | 97.6 | 97.6 | 97.6 | 97.9 | 97.9 | 97.9 | 97.9 | 97.9 | 97.9 | 97.9 | 97.9 |
| GE 700 | 71.3 | 94.8 | 95.5 | 96.9 | 97.6 | 97.9 | 98.3 | 98.3 | 98.6 | 98.6 | 98.6 | 98.6 | 98.6 | 98.6 | 98.6 | 98.6 |
| GE 600 | 71.7 | 94.8 | 95.5 | 96.9 | 97.6 | 97.9 | 98.3 | 98.3 | 98.6 | 98.6 | 98.6 | 98.6 | 98.6 | 98.6 | 98.6 | 98.6 |
| GE 500 | 71.3 | 95.1 | 95.8 | 97.2 | 97.9 | 98.3 | 98.6 | 99.0 | 99.3 | 99.3 | 99.3 | 99.3 | 99.3 | 99.3 | 99.3 | 99.3 |
| GE 450 | 71.7 | 95.5 | 96.2 | 97.6 | 98.3 | 98.6 | 99.0 | 99.3 | 99.7 | 99.7 | 99.7 | 99.7 | 99.7 | 99.7 | 99.7 | 99.7 |
| GE 400 | 71.3 | 95.5 | 96.2 | 97.6 | 98.3 | 98.6 | 99.0 | 99.3 | 99.7 | 99.7 | 99.7 | 99.7 | 99.7 | 99.7 | 99.7 | 99.7 |
| GE 300 | 71.3 | 95.5 | 96.2 | 97.6 | 98.3 | 98.6 | 99.0 | 99.3 | 99.7 | 99.7 | 99.7 | 99.7 | 99.7 | 99.7 | 99.7 | 99.7 |
| GE 200 | 71.3 | 95.5 | 96.2 | 97.6 | 98.3 | 98.6 | 99.0 | 99.3 | 99.7 | 99.7 | 99.7 | 99.7 | 99.7 | 99.7 | 99.7 | 99.7 |
| GE 100 | 71.7 | 95.8 | 96.5 | 97.9 | 98.6 | 99.0 | 99.3 | 99.7 | 100.0 | 100.0 | 100.0 | 100.0 | 100.0 | 100.0 | 100.0 | 100.0 |
| GE 0 | 71.7 | 95.8 | 96.5 | 97.9 | 98.6 | 99.0 | 99.3 | 99.7 | 100.0 | 100.0 | 100.0 | 100.0 | 100.0 | 100.0 | 100.0 | 100.0 |

TOTAL NUMBER OF OBSERVATIONS: 286

GLOBAL CLIMATOLOGY BRANCH
USAFETAC
AIR WEATHER SERVICE/MAC

PERCENTAGE FREQUENCY OF OCCURRENCE OF CEILING VERSUS VISIBILITY
FROM HOURLY OBSERVATIONS

STATION NUMBER: 22550 STATION NAME: ARKHANGELSK USSR

PERIOD OF RECORD: 78-87
MONTH: MAY HOURS(LST): 2100-2300

| CEILING IN FEET | VISIBILITY IN STATUTE MILES | | | | | | | | | | | | | | |
|---|---|---|---|---|---|---|---|---|---|---|---|---|---|---|---|
| | GE 10 | GE 6 | GE 5 | GE 4 | GE 3 | GE 2 1/2 | GE 2 | GE 1 1/2 | GE 1 1/4 | GE 1 | GE 7/8 | GE 5/8 | GE 1/2 | GE 5/16 | GE 1/4 | GE 0 |
| NO CEIL | 26.6 | 36.5 | 37.2 | 37.8 | 37.8 | 37.8 | 37.9 | 37.8 | 37.8 | 37.8 | 37.8 | 37.8 | 37.8 | 37.8 | 37.8 | 37.8 |
| GE 20000 | 34.9 | 43.4 | 44.4 | 45.1 | 45.4 | 45.4 | 45.4 | 45.4 | 45.4 | 45.4 | 45.4 | 45.4 | 45.4 | 45.4 | 45.4 | 45.4 |
| GE 18000 | 34.9 | 43.4 | 44.4 | 45.1 | 45.4 | 45.4 | 45.4 | 45.4 | 45.4 | 45.4 | 45.4 | 45.4 | 45.4 | 45.4 | 45.4 | 45.4 |
| GE 16000 | 34.9 | 43.4 | 44.4 | 45.1 | 45.4 | 45.4 | 45.4 | 45.4 | 45.4 | 45.4 | 45.4 | 45.4 | 45.4 | 45.4 | 45.4 | 45.4 |
| GE 14000 | 34.9 | 43.4 | 44.4 | 45.1 | 45.4 | 45.4 | 45.4 | 45.4 | 45.4 | 45.4 | 45.4 | 45.4 | 45.4 | 45.4 | 45.4 | 45.4 |
| GE 12000 | 34.9 | 43.4 | 44.4 | 45.1 | 45.4 | 45.4 | 45.4 | 45.4 | 45.4 | 45.4 | 45.4 | 45.4 | 45.4 | 45.4 | 45.4 | 45.4 |
| GE 10000 | 49.3 | 65.1 | 66.8 | 67.4 | 67.8 | 67.8 | 68.1 | 68.1 | 68.1 | 68.1 | 68.1 | 68.1 | 68.4 | 68.4 | 68.4 | |
| GE 9000 | 49.3 | 65.1 | 66.8 | 67.4 | 67.8 | 67.8 | 68.1 | 68.1 | 68.1 | 68.1 | 68.1 | 68.1 | 68.4 | 68.4 | 68.4 | |
| GE 8000 | 49.3 | 65.1 | 66.8 | 67.4 | 67.8 | 67.8 | 68.1 | 68.1 | 68.1 | 68.1 | 68.1 | 68.1 | 68.4 | 68.4 | 68.4 | |
| GE 7000 | 49.3 | 65.1 | 66.8 | 67.4 | 67.8 | 67.8 | 68.1 | 68.1 | 68.1 | 68.1 | 68.1 | 68.1 | 68.4 | 68.4 | 68.4 | |
| GE 6000 | 49.3 | 65.1 | 66.8 | 67.4 | 67.8 | 67.8 | 68.1 | 68.1 | 68.1 | 68.1 | 68.1 | 68.1 | 68.4 | 68.4 | 68.4 | |
| GE 5000 | 49.7 | 65.5 | 67.1 | 67.8 | 68.1 | 68.1 | 68.4 | 68.4 | 68.4 | 68.4 | 68.4 | 68.4 | 68.4 | 68.8 | 68.8 | 68.8 |
| GE 4500 | 50.3 | 66.4 | 68.1 | 68.8 | 69.1 | 69.1 | 69.4 | 69.4 | 69.4 | 69.4 | 69.4 | 69.4 | 69.4 | 69.7 | 69.7 | 69.7 |
| GE 4000 | 51.6 | 68.4 | 70.1 | 70.7 | 71.1 | 71.1 | 71.4 | 71.4 | 71.4 | 71.4 | 71.4 | 71.4 | 71.4 | 71.7 | 71.7 | 71.7 |
| GE 3500 | 57.0 | 70.1 | 71.7 | 72.4 | 72.7 | 72.7 | 73.0 | 73.0 | 73.0 | 73.0 | 73.0 | 73.0 | 73.0 | 73.4 | 73.4 | 73.4 |
| GE 3000 | 54.6 | 71.7 | 73.4 | 74.0 | 74.3 | 74.3 | 74.7 | 74.7 | 74.7 | 74.7 | 74.7 | 74.7 | 74.7 | 75.0 | 75.0 | 75.0 |
| GE 2500 | 57.2 | 77.0 | 79.6 | 79.3 | 79.6 | 79.6 | 79.9 | 79.9 | 79.9 | 79.9 | 79.9 | 79.9 | 79.9 | 80.3 | 80.3 | 80.3 |
| GE 2000 | 58.9 | 80.3 | 82.2 | 82.9 | 83.2 | 83.2 | 83.6 | 83.6 | 83.6 | 83.6 | 83.6 | 83.6 | 83.6 | 83.9 | 83.9 | 83.9 |
| GE 1800 | 60.2 | 82.6 | 84.5 | 85.9 | 86.2 | 86.2 | 86.5 | 86.5 | 86.5 | 86.5 | 86.5 | 86.5 | 86.5 | 86.8 | 86.8 | 86.8 |
| GE 1600 | 61.2 | 86.2 | 88.5 | 90.1 | 90.5 | 90.5 | 91.1 | 91.1 | 91.1 | 91.1 | 91.1 | 91.1 | 91.1 | 91.4 | 91.4 | 91.4 |
| GE 1400 | 62.5 | 91.1 | 93.4 | 96.1 | 96.4 | 96.4 | 97.0 | 97.0 | 97.0 | 97.0 | 97.0 | 97.0 | 97.0 | 97.4 | 97.4 | 97.4 |
| GE 1200 | 63.2 | 91.8 | 94.1 | 96.7 | 97.0 | 97.0 | 97.7 | 97.7 | 97.7 | 97.7 | 97.7 | 97.7 | 97.7 | 98.0 | 98.0 | 98.0 |
| GE 1100 | 63.5 | 92.1 | 94.4 | 97.0 | 97.4 | 97.4 | 98.0 | 98.0 | 98.0 | 98.0 | 98.0 | 98.0 | 98.0 | 98.4 | 98.4 | 98.4 |
| GE 1000 | 63.5 | 92.1 | 94.4 | 97.0 | 97.4 | 97.4 | 98.0 | 98.0 | 98.0 | 98.0 | 98.0 | 98.0 | 98.0 | 98.4 | 98.4 | 98.4 |
| GE 900 | 63.5 | 92.1 | 94.4 | 97.0 | 97.4 | 97.4 | 98.0 | 98.4 | 98.4 | 98.4 | 98.4 | 98.4 | 98.4 | 98.7 | 98.7 | 98.7 |
| GE 800 | 63.5 | 92.1 | 94.4 | 97.4 | 97.7 | 97.7 | 98.4 | 98.7 | 98.7 | 98.7 | 98.7 | 98.7 | 98.7 | 99.0 | 99.0 | 99.3 |
| GE 700 | 63.5 | 92.1 | 94.4 | 97.4 | 97.7 | 97.7 | 98.4 | 99.0 | 99.0 | 99.0 | 99.0 | 99.0 | 99.0 | 99.3 | 99.3 | 99.7 |
| GE 600 | 63.5 | 92.1 | 94.7 | 97.7 | 98.0 | 98.0 | 98.7 | 99.3 | 99.3 | 99.3 | 99.3 | 99.3 | 99.3 | 99.7 | 99.7 | 100.0 |
| GE 500 | 63.5 | 92.1 | 94.7 | 97.7 | 98.0 | 98.0 | 98.7 | 99.3 | 99.3 | 99.3 | 99.3 | 99.3 | 99.3 | 99.7 | 99.7 | 100.0 |
| GE 400 | 63.5 | 92.1 | 94.7 | 97.7 | 98.0 | 98.0 | 98.7 | 99.3 | 99.3 | 99.3 | 99.3 | 99.3 | 99.3 | 99.7 | 99.7 | 100.0 |
| GE 300 | 63.5 | 92.1 | 94.7 | 97.7 | 98.0 | 98.0 | 98.7 | 99.3 | 99.3 | 99.3 | 99.3 | 99.3 | 99.3 | 99.7 | 99.7 | 100.0 |
| GE 0 | 63.5 | 92.1 | 94.7 | 97.7 | 98.0 | 98.0 | 98.7 | 99.3 | 99.3 | 99.3 | 99.3 | 99.3 | 99.3 | 99.7 | 99.7 | 100.0 |

TOTAL NUMBER OF OBSERVATIONS: 764

GLOBAL CLIMATOLOGY BRANCH
USAFETAC
AIR WEATHER SERVICE/MAC

PERCENTAGE FREQUENCY OF OCCURRENCE OF CEILING VERSUS VISIBILITY
FROM HOURLY OBSERVATIONS

STATION NUMBER: 22550 STATION NAME: ARKHANGELSK USSR PERIOD OF RECORD: 78-87
MONTH: MAY HOURS(LST): ALL

| CEILING IN FEET | VISIBILITY IN STATUTE MILES | | | | | | | | | | | | | | | |
|---|---|---|---|---|---|---|---|---|---|---|---|---|---|---|---|---|
| | GE 10 | GE 6 | GE 5 | GE 4 | GE 3 | GE 2 1/2 | GE 2 | GE 1 1/2 | GE 1 1/4 | GE 1 | GE 7/8 | GE 5/8 | GE 1/2 | GE 5/16 | GE 1/4 | GE 0 |
| NO CEIL | 26.3 | 32.6 | 32.9 | 33.3 | 33.4 | 33.4 | 33.4 | 33.4 | 33.4 | 33.4 | 33.5 | 33.5 | 33.5 | 33.5 | 33.5 | 33.5 |
| GE 20000 | 32.5 | 41.0 | 41.5 | 42.0 | 42.2 | 42.2 | 42.2 | 42.2 | 42.3 | 42.3 | 42.3 | 42.3 | 42.3 | 42.3 | 42.3 | 42.3 |
| GE 18000 | 32.5 | 41.0 | 41.6 | 42.1 | 42.2 | 42.2 | 42.2 | 42.2 | 42.3 | 42.3 | 42.4 | 42.4 | 42.4 | 42.4 | 42.4 | 42.4 |
| GE 16000 | 32.5 | 41.0 | 41.6 | 42.1 | 42.2 | 42.2 | 42.2 | 42.2 | 42.3 | 42.3 | 42.4 | 42.4 | 42.4 | 42.4 | 42.4 | 42.4 |
| GE 14000 | 32.5 | 41.0 | 41.6 | 42.1 | 42.2 | 42.2 | 42.2 | 42.2 | 42.3 | 42.3 | 42.4 | 42.4 | 42.4 | 42.4 | 42.4 | 42.4 |
| GE 12000 | 32.5 | 41.0 | 41.6 | 42.1 | 42.2 | 42.2 | 42.2 | 42.2 | 42.3 | 42.3 | 42.4 | 42.4 | 42.4 | 42.4 | 42.4 | 42.4 |
| GE 10000 | 47.1 | 62.3 | 63.3 | 64.0 | 64.5 | 64.6 | 64.6 | 64.7 | 64.8 | 64.8 | 64.9 | 64.9 | 64.9 | 65.0 | 65.0 | 65.0 |
| GE 9000 | 47.1 | 62.3 | 63.3 | 64.0 | 64.5 | 64.6 | 64.6 | 64.7 | 64.8 | 64.8 | 64.9 | 64.9 | 64.9 | 65.0 | 65.0 | 65.0 |
| GE 8000 | 47.1 | 62.3 | 63.3 | 64.0 | 64.5 | 64.6 | 64.6 | 64.7 | 64.8 | 64.8 | 64.9 | 64.9 | 64.9 | 65.0 | 65.0 | 65.0 |
| GE 7000 | 47.1 | 62.3 | 63.3 | 64.0 | 64.5 | 64.6 | 64.6 | 64.7 | 64.8 | 64.8 | 64.9 | 64.9 | 64.9 | 65.0 | 65.0 | 65.0 |
| GE 6000 | 47.1 | 62.3 | 63.3 | 64.0 | 64.5 | 64.6 | 64.6 | 64.7 | 64.8 | 64.8 | 64.9 | 64.9 | 64.9 | 65.0 | 65.0 | 65.0 |
| GE 5000 | 47.5 | 62.7 | 63.7 | 64.4 | 64.9 | 64.9 | 65.0 | 65.2 | 65.2 | 65.2 | 65.3 | 65.4 | 65.4 | 65.4 | 65.4 | 65.4 |
| GE 4500 | 48.1 | 63.5 | 64.5 | 65.2 | 65.7 | 65.7 | 65.8 | 66.0 | 66.0 | 66.0 | 66.1 | 66.2 | 66.2 | 66.2 | 66.2 | 66.2 |
| GE 4000 | 48.4 | 65.2 | 66.3 | 67.0 | 67.4 | 67.5 | 67.5 | 67.7 | 67.8 | 67.8 | 67.9 | 67.9 | 67.9 | 68.0 | 68.0 | 68.0 |
| GE 3500 | 50.4 | 66.6 | 67.6 | 68.3 | 68.8 | 68.8 | 68.9 | 69.1 | 69.1 | 69.1 | 69.2 | 69.3 | 69.3 | 69.3 | 69.3 | 69.3 |
| GE 3000 | 52.3 | 69.3 | 70.3 | 71.1 | 71.5 | 71.6 | 71.7 | 71.8 | 71.9 | 71.9 | 72.0 | 72.0 | 72.0 | 72.1 | 72.1 | 72.1 |
| GE 2500 | 56.9 | 75.7 | 76.6 | 77.6 | 78.2 | 78.3 | 78.4 | 78.5 | 78.6 | 78.6 | 78.7 | 78.8 | 78.8 | 78.9 | 78.8 | 78.8 |
| GE 2000 | 59.2 | 79.8 | 81.1 | 82.3 | 82.9 | 83.0 | 83.1 | 83.3 | 83.4 | 83.4 | 83.5 | 83.5 | 83.5 | 83.6 | 83.6 | 83.6 |
| GE 1800 | 60.2 | 82.1 | 83.5 | 84.7 | 85.4 | 85.5 | 85.6 | 85.8 | 85.9 | 85.9 | 86.0 | 86.1 | 86.1 | 86.1 | 86.1 | 86.1 |
| GE 1600 | 61.9 | 85.3 | 86.9 | 88.4 | 89.2 | 89.3 | 89.5 | 89.8 | 89.8 | 89.9 | 90.0 | 90.1 | 90.1 | 90.1 | 90.1 | 90.1 |
| GE 1200 | 63.8 | 90.5 | 92.3 | 94.5 | 95.3 | 95.5 | 95.8 | 96.0 | 96.2 | 96.2 | 96.4 | 96.4 | 96.4 | 96.5 | 96.5 | 96.5 |
| GE 1000 | 64.2 | 91.3 | 93.2 | 95.5 | 96.4 | 96.7 | 96.9 | 97.2 | 97.4 | 97.4 | 97.6 | 97.7 | 97.7 | 97.8 | 97.8 | 97.8 |
| GE 900 | 64.3 | 91.6 | 93.5 | 95.8 | 96.7 | 97.0 | 97.2 | 97.5 | 97.8 | 97.8 | 97.9 | 98.1 | 98.2 | 98.3 | 98.3 | 98.3 |
| GE 800 | 64.3 | 91.6 | 93.5 | 95.9 | 96.9 | 97.2 | 97.4 | 97.7 | 98.0 | 98.1 | 98.3 | 98.4 | 98.5 | 98.6 | 98.6 | 98.6 |
| GE 700 | 64.4 | 91.8 | 93.6 | 96.3 | 97.3 | 97.6 | 97.8 | 98.2 | 98.5 | 98.6 | 98.8 | 98.9 | 99.0 | 99.1 | 99.1 | 99.1 |
| GE 600 | 64.4 | 91.8 | 93.8 | 96.3 | 97.4 | 97.7 | 98.0 | 98.4 | 98.6 | 98.8 | 99.0 | 99.1 | 99.2 | 99.3 | 99.3 | 99.3 |
| GE 500 | 64.4 | 91.9 | 93.9 | 96.5 | 97.5 | 97.8 | 98.1 | 98.6 | 98.9 | 99.0 | 99.2 | 99.3 | 99.4 | 99.5 | 99.5 | 99.6 |
| GE 400 | 64.4 | 92.0 | 94.1 | 96.7 | 97.7 | 98.0 | 98.3 | 98.9 | 99.1 | 99.2 | 99.5 | 99.6 | 99.7 | 99.7 | 99.7 | 99.8 |
| GE 300 | 64.4 | 92.0 | 94.1 | 96.7 | 97.7 | 98.0 | 98.3 | 98.9 | 99.1 | 99.2 | 99.5 | 99.6 | 99.7 | 99.8 | 99.8 | 99.9 |
| GE 200 | 64.4 | 92.0 | 94.1 | 96.7 | 97.7 | 98.0 | 98.3 | 98.9 | 99.1 | 99.2 | 99.5 | 99.6 | 99.7 | 99.8 | 99.8 | 99.9 |
| GE 100 | 64.5 | 92.1 | 94.2 | 96.8 | 97.8 | 98.1 | 98.4 | 98.9 | 99.2 | 99.3 | 99.6 | 99.7 | 99.8 | 99.9 | 99.9 | 100.0 |
| GE 0 | 64.5 | 92.1 | 94.2 | 96.8 | 97.8 | 98.1 | 98.4 | 98.9 | 99.2 | 99.3 | 99.6 | 99.7 | 99.8 | 99.9 | 99.9 | 100.0 |

TOTAL NUMBER OF OBSERVATIONS: 2353

GLOBAL CLIMATOLOGY BRANCH
LSAFETAC
AIR WEATHER SERVICE/MAC

PERCENTAGE FREQUENCY OF OCCURRENCE OF CEILING VERSUS VISIBILITY
FROM HOURLY OBSERVATIONS

STATION NUMBER: 225500 STATION NAME: ARKHANGELSK USSR PERIOD OF RECORD: 78-87
MONTH: JUN HOURS(LST): 0000-0200

| CEILING IN FEET | VISIBILITY IN STATUTE MILES | | | | | | | | | | | | | | | |
|---|---|---|---|---|---|---|---|---|---|---|---|---|---|---|---|---|
| | GE 10 | GE 6 | GE 5 | GE 4 | GE 3 | GE 2 1/2 | GE 2 | GE 1 1/2 | GE 1 1/4 | GE 1 | GE 3/4 | GE 5/8 | GE 1/2 | GE 7/16 | GE 1/4 | GE 0 |
| NO CEIL | 34.9 | 35.5 | 35.5 | 35.5 | 35.5 | 35.5 | 35.5 | 35.5 | 35.5 | 35.5 | 35.5 | 35.5 | 35.5 | 35.5 | 35.5 | 35.9 |
| GE 25000 | 34.9 | 42.2 | 42.5 | 42.5 | 42.5 | 42.5 | 42.5 | 42.5 | 42.5 | 42.5 | 42.5 | 42.5 | 42.5 | 42.5 | 42.5 | 42.9 |
| GE 18000 | 34.9 | 42.2 | 42.5 | 42.5 | 42.5 | 42.5 | 42.5 | 42.5 | 42.5 | 42.5 | 42.5 | 42.5 | 42.5 | 42.5 | 42.5 | 42.9 |
| GE 16000 | 34.9 | 42.2 | 42.5 | 42.5 | 42.5 | 42.5 | 42.5 | 42.5 | 42.5 | 42.5 | 42.5 | 42.5 | 42.5 | 42.5 | 42.5 | 42.9 |
| GE 14000 | 34.9 | 42.2 | 42.5 | 42.5 | 42.5 | 42.5 | 42.5 | 42.5 | 42.5 | 42.5 | 42.5 | 42.5 | 42.5 | 42.5 | 42.5 | 42.9 |
| GE 12000 | 34.9 | 42.2 | 42.5 | 42.5 | 42.5 | 42.5 | 42.5 | 42.5 | 42.5 | 42.5 | 42.5 | 42.5 | 42.5 | 42.5 | 42.5 | 42.9 |
| GE 10000 | 47.8 | 64.1 | 64.5 | 64.8 | 64.8 | 64.8 | 64.8 | 64.8 | 64.8 | 64.8 | 64.8 | 64.8 | 65.2 | 65.2 | 65.2 | 65.5 |
| GE 9000 | 47.8 | 64.1 | 64.5 | 64.8 | 64.8 | 64.8 | 64.8 | 64.8 | 64.8 | 64.8 | 64.8 | 64.8 | 65.2 | 65.2 | 65.2 | 65.5 |
| GE 8000 | 47.8 | 64.1 | 64.5 | 64.8 | 64.8 | 64.8 | 64.8 | 64.8 | 64.8 | 64.8 | 64.8 | 64.8 | 65.2 | 65.2 | 65.2 | 65.5 |
| GE 7000 | 47.8 | 64.1 | 64.5 | 64.8 | 64.8 | 64.8 | 64.8 | 64.8 | 64.8 | 64.8 | 64.8 | 64.8 | 65.2 | 65.2 | 65.2 | 65.5 |
| GE 6000 | 47.8 | 64.1 | 64.5 | 64.8 | 64.8 | 64.8 | 64.8 | 64.8 | 64.8 | 64.8 | 64.8 | 64.8 | 65.2 | 65.2 | 65.2 | 65.5 |
| GE 5000 | 49.1 | 64.8 | 65.2 | 65.5 | 65.5 | 65.5 | 65.5 | 65.5 | 65.5 | 65.5 | 65.5 | 65.5 | 65.9 | 65.9 | 65.9 | 66.2 |
| GE 4500 | 49.8 | 65.5 | 66.2 | 66.6 | 66.6 | 66.6 | 66.6 | 66.6 | 66.6 | 66.6 | 66.6 | 66.6 | 66.9 | 66.9 | 66.9 | 67.2 |
| GE 4000 | 51.2 | 67.6 | 68.3 | 68.6 | 68.6 | 68.6 | 68.6 | 68.6 | 68.6 | 68.6 | 68.6 | 68.6 | 69.0 | 69.0 | 69.0 | 69.3 |
| GE 3500 | 51.6 | 69.3 | 69.7 | 70.0 | 70.0 | 70.0 | 70.0 | 70.0 | 70.0 | 70.0 | 70.0 | 70.0 | 70.4 | 70.4 | 70.4 | 70.7 |
| GE 3000 | 52.3 | 70.4 | 71.1 | 71.4 | 71.4 | 71.4 | 71.4 | 71.4 | 71.4 | 71.4 | 71.4 | 71.4 | 71.8 | 71.8 | 71.8 | 72.1 |
| GE 2500 | 53.7 | 74.1 | 75.3 | 75.6 | 75.6 | 75.6 | 75.6 | 75.6 | 75.6 | 75.6 | 75.6 | 75.6 | 76.0 | 76.0 | 76.0 | 76.3 |
| GE 2000 | 56.4 | 77.7 | 79.4 | 79.8 | 79.8 | 79.8 | 79.8 | 79.8 | 79.8 | 79.8 | 79.8 | 79.8 | 80.1 | 80.1 | 80.1 | 80.5 |
| GE 1500 | 58.9 | 82.8 | 83.6 | 83.9 | 83.3 | 83.3 | 83.3 | 83.3 | 83.3 | 83.3 | 83.3 | 83.3 | 83.6 | 83.6 | 83.6 | 84.0 |
| GE 1000 | 61.0 | 84.7 | 86.4 | 86.8 | 87.1 | 87.1 | 87.5 | 87.5 | 87.5 | 87.5 | 87.5 | 87.5 | 87.9 | 87.8 | 87.8 | 88.2 |
| GE 900 | 61.4 | 91.3 | 93.4 | 94.4 | 94.8 | 94.8 | 95.5 | 95.5 | 95.5 | 95.5 | 95.5 | 95.5 | 95.8 | 95.8 | 95.8 | 96.2 |
| GE 800 | 62.8 | 92.7 | 94.8 | 95.8 | 96.5 | 96.5 | 97.2 | 97.2 | 97.2 | 97.2 | 97.2 | 97.2 | 97.6 | 97.6 | 97.6 | 97.9 |
| GE 700 | 62.8 | 92.7 | 94.8 | 95.8 | 96.5 | 96.5 | 97.2 | 97.2 | 97.6 | 97.6 | 97.6 | 97.6 | 97.9 | 97.9 | 97.9 | 98.3 |
| GE 600 | 62.8 | 92.7 | 94.8 | 95.8 | 96.5 | 96.9 | 97.6 | 97.6 | 97.9 | 97.9 | 97.9 | 97.9 | 98.3 | 98.3 | 98.3 | 98.6 |
| GE 500 | 62.8 | 93.0 | 95.1 | 96.2 | 96.9 | 97.2 | 97.9 | 98.3 | 98.6 | 98.6 | 98.6 | 98.6 | 99.0 | 99.0 | 99.0 | 99.3 |
| GE 450 | 62.8 | 93.0 | 95.1 | 96.2 | 96.9 | 97.2 | 97.9 | 98.3 | 98.6 | 98.6 | 98.6 | 98.6 | 99.0 | 99.0 | 99.0 | 99.3 |
| GE 400 | 62.8 | 93.0 | 95.1 | 96.2 | 96.9 | 97.2 | 97.9 | 98.3 | 98.6 | 98.6 | 98.6 | 98.6 | 99.0 | 99.0 | 99.0 | 99.3 |
| GE 350 | 62.8 | 93.0 | 95.1 | 96.2 | 96.9 | 97.2 | 97.9 | 98.3 | 98.6 | 98.6 | 98.6 | 98.6 | 99.0 | 99.0 | 99.0 | 99.3 |
| GE 300 | 62.8 | 93.0 | 95.1 | 96.2 | 96.9 | 97.2 | 97.9 | 98.3 | 98.6 | 98.6 | 98.6 | 98.6 | 99.0 | 99.0 | 99.0 | 99.3 |
| GE 250 | 62.8 | 93.0 | 95.1 | 96.2 | 96.9 | 97.2 | 97.9 | 98.3 | 98.6 | 98.6 | 98.6 | 98.6 | 99.3 | 99.3 | 99.3 | 99.7 |
| GE 200 | 62.8 | 93.0 | 95.1 | 96.2 | 96.9 | 97.2 | 97.9 | 98.3 | 98.6 | 98.6 | 98.6 | 98.6 | 99.3 | 99.3 | 99.7 | 100.0 |
| GE 0 | 62.8 | 93.0 | 95.1 | 96.2 | 96.9 | 97.2 | 97.9 | 98.3 | 98.6 | 98.6 | 98.6 | 98.6 | 99.3 | 99.3 | 99.7 | 100.0 |

TOTAL NUMBER OF OBSERVATIONS: 267

GLOBAL CLIMATOLOGY BRANCH
USAFETAC
AIR WEATHER SERVICE/MAC

PERCENTAGE FREQUENCY OF OCCURRENCE OF CEILING VERSUS VISIBILITY
FROM HOURLY OBSERVATIONS

STATION NUMBER: 22550C STATION NAME: ARKHANGELSK USSR PERIOD OF RECORD: 78-87
MONTH: JUN HOURS(LST): 0300-0500

| CEILING IN FEET | VISIBILITY IN STATUTE MILES | | | | | | | | | | | | | | | |
|---|---|---|---|---|---|---|---|---|---|---|---|---|---|---|---|---|
| | GE 10 | GE 6 | GE 5 | GE 4 | GE 3 | GE 2 1/2 | GE 2 | GE 1 1/2 | GE 1 1/4 | GE 1 | GE 3/4 | GE 5/8 | GE 1/2 | GE 5/16 | GE 1/4 | GE 0 |
| NO CEIL | 38.9 | 39.2 | 39.6 | 39.6 | 39.9 | 40.3 | 40.3 | 40.3 | 40.3 | 40.3 | 40.3 | 40.3 | 40.3 | 40.3 | 40.3 | 40.6 |
| GE 20000 | 34.7 | 43.4 | 43.8 | 43.8 | 44.1 | 44.4 | 44.4 | 44.4 | 44.4 | 44.4 | 44.4 | 44.4 | 44.4 | 44.4 | 44.4 | 44.8 |
| GE 18000 | 34.7 | 43.4 | 43.8 | 43.8 | 44.1 | 44.4 | 44.4 | 44.4 | 44.4 | 44.4 | 44.4 | 44.4 | 44.4 | 44.4 | 44.4 | 44.8 |
| GE 16000 | 34.7 | 43.4 | 43.8 | 43.8 | 44.1 | 44.4 | 44.4 | 44.4 | 44.4 | 44.4 | 44.4 | 44.4 | 44.4 | 44.4 | 44.4 | 44.8 |
| GE 14000 | 34.7 | 43.4 | 43.8 | 43.8 | 44.1 | 44.4 | 44.4 | 44.4 | 44.4 | 44.4 | 44.4 | 44.4 | 44.4 | 44.4 | 44.4 | 44.8 |
| GE 12000 | 34.7 | 43.4 | 43.8 | 43.8 | 44.1 | 44.4 | 44.4 | 44.4 | 44.4 | 44.4 | 44.4 | 44.4 | 44.4 | 44.4 | 44.4 | 44.8 |
| GE 10000 | 51.4 | 68.8 | 69.1 | 69.8 | 70.5 | 70.8 | 70.8 | 70.8 | 71.2 | 71.2 | 71.2 | 71.2 | 71.2 | 71.2 | 71.2 | 71.9 |
| GE 9000 | 51.4 | 68.8 | 69.1 | 69.8 | 70.5 | 70.8 | 70.8 | 70.8 | 71.2 | 71.2 | 71.2 | 71.2 | 71.2 | 71.2 | 71.2 | 71.9 |
| GE 8000 | 51.4 | 68.8 | 69.1 | 69.8 | 70.5 | 70.8 | 70.8 | 70.8 | 71.2 | 71.2 | 71.2 | 71.2 | 71.2 | 71.2 | 71.2 | 71.9 |
| GE 7000 | 51.4 | 68.8 | 69.1 | 69.8 | 70.5 | 70.8 | 70.8 | 70.8 | 71.2 | 71.2 | 71.2 | 71.2 | 71.2 | 71.2 | 71.2 | 71.9 |
| GE 6000 | 51.4 | 68.8 | 69.1 | 69.8 | 70.5 | 70.8 | 70.8 | 70.8 | 71.2 | 71.2 | 71.2 | 71.2 | 71.2 | 71.2 | 71.2 | 71.9 |
| GE 5000 | 51.4 | 68.8 | 69.1 | 69.8 | 70.5 | 70.8 | 70.8 | 70.8 | 71.2 | 71.2 | 71.2 | 71.2 | 71.2 | 71.2 | 71.2 | 71.9 |
| GE 4500 | 51.4 | 68.5 | 69.4 | 70.1 | 70.8 | 71.2 | 71.2 | 71.2 | 71.5 | 71.5 | 71.5 | 71.5 | 71.5 | 71.5 | 71.5 | 72.2 |
| GE 4000 | 52.4 | 70.5 | 71.2 | 71.9 | 72.6 | 72.9 | 72.9 | 72.9 | 73.3 | 73.3 | 73.3 | 73.3 | 73.3 | 73.3 | 73.3 | 74.0 |
| GE 3500 | 53.5 | 72.2 | 72.9 | 73.6 | 74.3 | 74.7 | 74.7 | 74.7 | 75.0 | 75.0 | 75.0 | 75.0 | 75.0 | 75.0 | 75.0 | 75.7 |
| GE 3000 | 53.8 | 72.9 | 73.6 | 74.3 | 75.0 | 75.7 | 75.7 | 75.7 | 76.0 | 76.0 | 76.0 | 76.0 | 76.0 | 76.0 | 76.0 | 76.7 |
| GE 2500 | 56.6 | 77.8 | 78.5 | 79.2 | 79.9 | 80.9 | 80.9 | 80.9 | 81.3 | 81.3 | 81.3 | 81.3 | 81.3 | 81.3 | 81.3 | 81.9 |
| GE 2000 | 59.0 | 81.6 | 82.3 | 83.0 | 83.7 | 84.7 | 84.7 | 84.7 | 85.1 | 85.1 | 85.1 | 85.1 | 85.1 | 85.1 | 85.1 | 85.8 |
| GE 1800 | 59.7 | 83.3 | 84.0 | 85.1 | 85.8 | 86.8 | 86.8 | 86.8 | 87.2 | 87.2 | 87.2 | 87.2 | 87.2 | 87.2 | 87.2 | 87.8 |
| GE 1500 | 61.5 | 85.8 | 86.5 | 87.8 | 88.5 | 89.6 | 89.6 | 89.6 | 89.9 | 89.9 | 89.9 | 89.9 | 89.9 | 89.9 | 89.9 | 90.6 |
| GE 1200 | 63.5 | 89.2 | 89.9 | 92.7 | 93.4 | 94.8 | 95.1 | 95.1 | 95.8 | 95.8 | 95.8 | 95.8 | 95.8 | 95.8 | 95.8 | 96.5 |
| GE 1000 | 63.5 | 89.2 | 90.6 | 93.4 | 94.4 | 96.2 | 96.5 | 96.5 | 97.2 | 97.2 | 97.2 | 97.2 | 97.2 | 97.2 | 97.2 | 97.9 |
| GE 900 | 63.5 | 89.2 | 90.6 | 93.4 | 94.4 | 96.2 | 96.5 | 96.5 | 97.2 | 97.2 | 97.2 | 97.2 | 97.2 | 97.2 | 97.2 | 97.9 |
| GE 800 | 63.5 | 89.2 | 90.6 | 93.4 | 94.4 | 96.2 | 96.5 | 96.5 | 97.2 | 97.2 | 97.2 | 97.6 | 97.6 | 97.6 | 97.6 | 98.3 |
| GE 700 | 63.9 | 89.9 | 91.3 | 94.1 | 95.1 | 96.9 | 97.2 | 97.2 | 97.9 | 97.9 | 97.9 | 98.3 | 98.3 | 98.3 | 98.3 | 99.0 |
| GE 600 | 63.9 | 89.9 | 91.3 | 94.1 | 95.1 | 96.9 | 97.2 | 97.2 | 97.9 | 97.9 | 97.9 | 98.3 | 98.3 | 98.3 | 98.3 | 99.0 |
| GE 500 | 63.9 | 89.9 | 91.7 | 94.4 | 95.5 | 97.2 | 97.6 | 97.6 | 98.3 | 98.3 | 98.3 | 98.6 | 98.6 | 98.6 | 98.6 | 99.3 |
| GE 400 | 63.9 | 89.9 | 91.7 | 94.4 | 95.5 | 97.2 | 97.6 | 97.6 | 98.3 | 98.3 | 98.3 | 98.6 | 98.6 | 98.6 | 98.6 | 99.3 |
| GE 300 | 63.9 | 89.9 | 91.7 | 94.4 | 95.5 | 97.2 | 97.6 | 97.6 | 98.3 | 98.3 | 98.3 | 98.6 | 98.6 | 98.6 | 98.6 | 99.3 |
| GE 200 | 63.9 | 89.9 | 91.7 | 94.4 | 95.5 | 97.2 | 97.6 | 97.6 | 98.3 | 98.3 | 98.3 | 98.6 | 99.0 | 99.0 | 99.0 | 99.7 |
| GE 100 | 63.9 | 89.9 | 91.7 | 94.4 | 95.5 | 97.2 | 97.6 | 97.6 | 98.3 | 98.3 | 98.3 | 98.6 | 99.0 | 99.0 | 99.0 | 100.0 |
| GE 0 | 63.9 | 89.9 | 91.7 | 94.4 | 95.5 | 97.2 | 97.6 | 97.6 | 98.3 | 98.3 | 98.3 | 98.6 | 99.0 | 99.0 | 99.0 | 100.0 |

TOTAL NUMBER OF OBSERVATIONS: 288

GLOBAL CLIMATOLOGY BRANCH
USAFETAC
AIR WEATHER SERVICE/MAC

PERCENTAGE FREQUENCY OF OCCURRENCE OF CEILING VERSUS VISIBILITY
FROM HOURLY OBSERVATIONS

STATION NUMBER: 22550C STATION NAME: ARKHANGELSK USSR

PERIOD OF RECORD: 78-87
MONTH: JUN HOURS(LST): 0600-0800

| CEILING IN FEET | VISIBILITY IN STATUTE MILES | | | | | | | | | | | | | | | |
|---|---|---|---|---|---|---|---|---|---|---|---|---|---|---|---|---|
| | GE 10 | GE 6 | GE 5 | GE 4 | GE 3 | GE 2 1/2 | GE 2 | GE 1 1/2 | GE 1 1/4 | GE 1 | GE 3/4 | GE 5/8 | GE 1/2 | GE 5/16 | GE 1/4 | GE 0 |
| NO CEIL | 31.6 | 37.5 | 37.5 | 38.1 | 38.5 | 38.5 | 38.5 | 38.8 | 38.8 | 38.8 | 38.8 | 38.8 | 38.8 | 38.8 | 38.8 | 38.8 |
| GE 20000 | 34.7 | 41.6 | 41.6 | 42.3 | 42.6 | 43.0 | 43.0 | 43.3 | 43.3 | 43.3 | 43.3 | 43.3 | 43.3 | 43.3 | 43.3 | 43.3 |
| GE 18000 | 34.7 | 41.6 | 41.6 | 42.3 | 42.6 | 43.0 | 43.0 | 43.3 | 43.3 | 43.3 | 43.3 | 43.3 | 43.3 | 43.3 | 43.3 | 43.3 |
| GE 16000 | 34.7 | 41.6 | 41.6 | 42.3 | 42.6 | 43.0 | 43.0 | 43.3 | 43.3 | 43.3 | 43.3 | 43.3 | 43.3 | 43.3 | 43.3 | 43.3 |
| GE 14000 | 34.7 | 41.6 | 41.6 | 42.3 | 42.6 | 43.0 | 43.0 | 43.3 | 43.3 | 43.3 | 43.3 | 43.3 | 43.3 | 43.3 | 43.3 | 43.3 |
| GE 12000 | 34.7 | 41.6 | 41.6 | 42.3 | 42.6 | 43.0 | 43.0 | 43.3 | 43.3 | 43.3 | 43.3 | 43.3 | 43.3 | 43.3 | 43.3 | 43.3 |
| GE 10000 | 50.2 | 66.3 | 66.3 | 68.0 | 68.4 | 68.7 | 69.1 | 69.4 | 69.4 | 69.4 | 69.4 | 69.4 | 69.4 | 69.8 | 69.8 | 69.8 |
| GE 9000 | 50.2 | 66.3 | 66.3 | 68.0 | 68.4 | 68.7 | 69.1 | 69.4 | 69.4 | 69.4 | 69.4 | 69.4 | 69.4 | 69.8 | 69.8 | 69.8 |
| GE 8000 | 50.2 | 66.3 | 66.3 | 68.0 | 68.4 | 68.7 | 69.1 | 69.4 | 69.4 | 69.4 | 69.4 | 69.4 | 69.4 | 69.8 | 69.8 | 69.8 |
| GE 7000 | 50.2 | 66.3 | 66.3 | 68.0 | 68.4 | 68.7 | 69.1 | 69.4 | 69.4 | 69.4 | 69.4 | 69.4 | 69.4 | 69.8 | 69.8 | 69.8 |
| GE 6000 | 50.2 | 66.3 | 66.3 | 68.0 | 68.4 | 68.7 | 69.1 | 69.4 | 69.4 | 69.4 | 69.4 | 69.4 | 69.4 | 69.8 | 69.8 | 69.8 |
| GE 5000 | 50.2 | 66.3 | 66.3 | 68.0 | 68.4 | 68.7 | 69.1 | 69.4 | 69.4 | 69.4 | 69.4 | 69.4 | 69.4 | 69.8 | 69.8 | 69.8 |
| GE 4500 | 50.2 | 66.7 | 66.7 | 68.4 | 68.7 | 69.1 | 69.4 | 69.8 | 69.8 | 69.8 | 69.8 | 69.8 | 69.8 | 70.1 | 70.1 | 70.1 |
| GE 4000 | 51.2 | 67.7 | 67.7 | 69.4 | 69.8 | 70.1 | 70.4 | 70.8 | 70.8 | 70.8 | 70.8 | 70.8 | 70.8 | 71.1 | 71.1 | 71.1 |
| GE 3500 | 52.2 | 68.7 | 69.1 | 70.8 | 71.1 | 71.5 | 71.8 | 72.2 | 72.2 | 72.2 | 72.2 | 72.2 | 72.2 | 72.5 | 72.5 | 72.5 |
| GE 3000 | 53.3 | 69.8 | 70.1 | 71.8 | 72.2 | 72.5 | 72.9 | 73.2 | 73.2 | 73.2 | 73.2 | 73.2 | 73.2 | 73.5 | 73.5 | 73.5 |
| GE 2500 | 56.4 | 74.6 | 75.3 | 77.3 | 77.7 | 78.0 | 78.4 | 78.7 | 78.7 | 78.7 | 78.7 | 78.7 | 78.7 | 79.0 | 79.0 | 79.0 |
| GE 2000 | 58.1 | 77.0 | 78.7 | 80.8 | 81.1 | 81.4 | 81.8 | 82.1 | 82.1 | 82.1 | 82.1 | 82.1 | 82.1 | 82.5 | 82.5 | 82.5 |
| GE 1800 | 60.1 | 80.1 | 81.8 | 83.8 | 84.5 | 84.9 | 85.2 | 85.6 | 85.6 | 85.6 | 85.6 | 85.6 | 85.6 | 85.9 | 85.9 | 85.9 |
| GE 1500 | 62.9 | 83.8 | 85.6 | 88.0 | 88.7 | 89.0 | 89.3 | 89.7 | 89.7 | 89.7 | 89.7 | 89.7 | 89.7 | 90.0 | 90.0 | 90.0 |
| GE 1200 | 64.6 | 88.0 | 90.4 | 92.8 | 93.8 | 94.2 | 94.5 | 94.8 | 94.8 | 94.8 | 94.8 | 94.8 | 94.8 | 95.2 | 95.2 | 95.2 |
| GE 1000 | 65.3 | 89.7 | 92.1 | 94.8 | 96.2 | 96.6 | 96.9 | 97.3 | 97.3 | 97.3 | 97.3 | 97.3 | 97.3 | 97.6 | 97.6 | 97.6 |
| GE 900 | 65.6 | 90.0 | 92.4 | 95.2 | 96.6 | 96.9 | 97.3 | 97.6 | 97.6 | 97.6 | 97.6 | 97.6 | 97.6 | 97.9 | 97.9 | 97.9 |
| GE 800 | 65.6 | 90.4 | 92.8 | 95.9 | 97.6 | 97.9 | 98.3 | 98.6 | 98.6 | 98.6 | 98.6 | 98.6 | 98.6 | 99.0 | 99.0 | 99.0 |
| GE 700 | 65.6 | 90.4 | 92.8 | 95.9 | 97.6 | 97.9 | 98.3 | 98.6 | 98.6 | 98.6 | 98.6 | 98.6 | 98.6 | 99.0 | 99.0 | 99.0 |
| GE 600 | 65.6 | 90.7 | 93.1 | 96.2 | 97.9 | 98.3 | 98.6 | 99.0 | 99.0 | 99.0 | 99.0 | 99.0 | 99.0 | 99.3 | 99.3 | 99.3 |
| GE 500 | 65.6 | 90.7 | 93.1 | 96.2 | 97.9 | 98.3 | 98.6 | 99.0 | 99.0 | 99.0 | 99.0 | 99.0 | 99.0 | 99.3 | 99.3 | 99.3 |
| GE 400 | 65.6 | 90.7 | 93.1 | 96.2 | 97.9 | 98.3 | 98.6 | 99.0 | 99.0 | 99.0 | 99.0 | 99.0 | 99.0 | 99.3 | 99.3 | 99.3 |
| GE 300 | 65.6 | 90.7 | 93.1 | 96.2 | 97.9 | 98.3 | 98.6 | 99.0 | 99.0 | 99.0 | 99.0 | 99.0 | 99.0 | 99.3 | 99.3 | 99.3 |
| GE 200 | 65.6 | 90.7 | 93.1 | 96.2 | 97.9 | 98.3 | 98.6 | 99.0 | 99.0 | 99.0 | 99.0 | 99.0 | 99.0 | 99.3 | 99.7 | 99.7 |
| GE 100 | 65.6 | 90.7 | 93.1 | 96.2 | 97.9 | 98.3 | 98.6 | 99.0 | 99.0 | 99.0 | 99.0 | 99.0 | 99.3 | 100.0 | 100.0 | 100.0 |
| GE 0 | 65.6 | 90.7 | 93.1 | 96.2 | 97.9 | 98.3 | 98.6 | 99.0 | 99.0 | 99.0 | 99.0 | 99.0 | 99.3 | 100.0 | 100.0 | 100.0 |

TOTAL NUMBER OF OBSERVATIONS: 291

GLOBAL CLIMATOLOGY BRANCH
USAFETAC
AIR WEATHER SERVICE/MAC

PERCENTAGE FREQUENCY OF OCCURRENCE OF CEILING VERSUS VISIBILITY
FROM HOURLY OBSERVATIONS

STATION NUMBER: 225500 STATION NAME: ARKHANGELSK USSR

PERIOD OF RECORD: 78-87
MONTH: JUN HOURS(LST): 0900-1100

| CEILING IN FEET | VISIBILITY IN STATUTE MILES | | | | | | | | | | | | | | | |
|---|---|---|---|---|---|---|---|---|---|---|---|---|---|---|---|---|
| | GE 10 | GE 6 | GE 5 | GE 4 | GE 3 | GE 2 1/2 | GE 2 | GE 1 1/2 | GE 1 1/4 | GE 1 | GE 3/4 | GE 5/8 | GE 1/2 | GE 5/16 | GE 1/4 | GE 0 |
| NO CEIL | 28.3 | 35.2 | 35.2 | 35.2 | 35.2 | 35.2 | 35.2 | 35.2 | 35.2 | 35.2 | 35.2 | 35.2 | 35.2 | 35.2 | 35.2 | 35.2 |
| GE 20000 | 32.4 | 40.3 | 40.3 | 40.3 | 40.3 | 40.3 | 40.3 | 40.3 | 40.3 | 40.3 | 40.3 | 40.3 | 40.3 | 40.3 | 40.3 | 40.3 |
| GE 18000 | 32.4 | 40.3 | 40.3 | 40.3 | 40.3 | 40.3 | 40.3 | 40.3 | 40.3 | 40.3 | 40.3 | 40.3 | 40.3 | 40.3 | 40.3 | 40.3 |
| GE 16000 | 32.4 | 40.3 | 40.3 | 40.3 | 40.3 | 40.3 | 40.3 | 40.3 | 40.3 | 40.3 | 40.3 | 40.3 | 40.3 | 40.3 | 40.3 | 40.3 |
| GE 14000 | 32.4 | 40.3 | 40.3 | 40.3 | 40.3 | 40.3 | 40.3 | 40.3 | 40.3 | 40.3 | 40.3 | 40.3 | 40.3 | 40.3 | 40.3 | 40.3 |
| GE 12000 | 32.4 | 40.3 | 40.3 | 40.3 | 40.3 | 40.3 | 40.3 | 40.3 | 40.3 | 40.3 | 40.3 | 40.3 | 40.3 | 40.3 | 40.3 | 40.3 |
| GE 10000 | 46.2 | 62.8 | 63.1 | 63.1 | 63.1 | 63.4 | 63.4 | 63.4 | 63.4 | 63.4 | 63.4 | 63.4 | 63.4 | 63.4 | 63.4 | 63.4 |
| GE 9000 | 46.2 | 62.8 | 63.1 | 63.1 | 63.1 | 63.4 | 63.4 | 63.4 | 63.4 | 63.4 | 63.4 | 63.4 | 63.4 | 63.4 | 63.4 | 63.4 |
| GE 8000 | 46.2 | 62.8 | 63.1 | 63.1 | 63.1 | 63.4 | 63.4 | 63.4 | 63.4 | 63.4 | 63.4 | 63.4 | 63.4 | 63.4 | 63.4 | 63.4 |
| GE 7000 | 46.2 | 62.8 | 63.1 | 63.1 | 63.1 | 63.4 | 63.4 | 63.4 | 63.4 | 63.4 | 63.4 | 63.4 | 63.4 | 63.4 | 63.4 | 63.4 |
| GE 6000 | 46.2 | 62.8 | 63.1 | 63.1 | 63.1 | 63.4 | 63.4 | 63.4 | 63.4 | 63.4 | 63.4 | 63.4 | 63.4 | 63.4 | 63.4 | 63.4 |
| GE 5000 | 46.2 | 62.8 | 63.1 | 63.1 | 63.1 | 63.4 | 63.4 | 63.4 | 63.4 | 63.4 | 63.4 | 63.4 | 63.4 | 63.4 | 63.4 | 63.4 |
| GE 4500 | 46.6 | 63.1 | 63.4 | 63.4 | 63.4 | 63.8 | 63.8 | 63.8 | 63.8 | 63.8 | 63.8 | 63.8 | 63.8 | 63.8 | 63.8 | 63.8 |
| GE 4000 | 48.6 | 65.2 | 65.5 | 65.5 | 65.5 | 65.9 | 65.9 | 65.9 | 65.9 | 65.9 | 65.9 | 65.9 | 65.9 | 65.9 | 65.9 | 65.9 |
| GE 3500 | 50.3 | 67.2 | 67.6 | 67.6 | 67.6 | 67.9 | 67.9 | 67.9 | 67.9 | 67.9 | 67.9 | 67.9 | 67.9 | 67.9 | 67.9 | 67.9 |
| GE 3000 | 51.7 | 75.0 | 70.3 | 70.3 | 70.3 | 70.7 | 70.7 | 70.7 | 70.7 | 70.7 | 70.7 | 70.7 | 70.7 | 70.7 | 70.7 | 70.7 |
| GE 2500 | 57.9 | 77.9 | 78.3 | 78.3 | 78.3 | 78.6 | 78.6 | 78.6 | 78.6 | 78.6 | 78.6 | 78.6 | 78.6 | 78.6 | 78.6 | 78.6 |
| GE 2000 | 61.7 | 83.1 | 83.4 | 83.4 | 83.4 | 83.8 | 83.8 | 83.8 | 83.8 | 84.1 | 84.1 | 84.1 | 84.1 | 84.1 | 84.1 | 84.1 |
| GE 1800 | 62.4 | 84.5 | 84.8 | 85.5 | 85.5 | 85.9 | 85.9 | 85.9 | 85.9 | 86.2 | 86.2 | 86.2 | 86.2 | 86.2 | 86.2 | 86.2 |
| GE 1500 | 65.2 | 87.9 | 88.3 | 89.3 | 89.3 | 89.7 | 89.7 | 89.7 | 89.7 | 90.0 | 90.0 | 90.0 | 90.0 | 90.0 | 90.0 | 90.0 |
| GE 1200 | 66.2 | 92.8 | 93.4 | 95.5 | 95.5 | 95.9 | 95.9 | 96.6 | 96.9 | 97.2 | 97.2 | 97.2 | 97.2 | 97.2 | 97.2 | 97.2 |
| GE 1000 | 66.6 | 93.8 | 94.5 | 96.6 | 97.2 | 97.6 | 97.6 | 98.3 | 98.6 | 99.0 | 99.0 | 99.0 | 99.0 | 99.0 | 99.0 | 99.0 |
| GE 900 | 66.6 | 93.8 | 94.5 | 96.6 | 97.6 | 97.9 | 97.9 | 98.6 | 99.0 | 99.3 | 99.3 | 99.3 | 99.3 | 99.3 | 99.3 | 99.3 |
| GE 800 | 66.6 | 93.8 | 94.5 | 96.6 | 97.6 | 97.9 | 97.9 | 98.6 | 99.0 | 99.3 | 99.3 | 99.3 | 99.3 | 99.3 | 99.3 | 99.3 |
| GE 700 | 66.6 | 94.1 | 94.8 | 96.9 | 97.9 | 98.3 | 98.3 | 99.0 | 99.3 | 99.7 | 99.7 | 99.7 | 99.7 | 99.7 | 99.7 | 99.7 |
| GE 600 | 66.6 | 94.5 | 95.2 | 97.2 | 98.3 | 98.6 | 98.6 | 99.3 | 99.7 | 100.0 | 100.0 | 100.0 | 100.0 | 100.0 | 100.0 | 100.0 |
| GE 500 | 66.6 | 94.5 | 95.2 | 97.2 | 98.3 | 98.6 | 98.6 | 99.3 | 99.7 | 100.0 | 100.0 | 100.0 | 100.0 | 100.0 | 100.0 | 100.0 |
| GE 400 | 66.6 | 94.5 | 95.2 | 97.2 | 98.3 | 98.6 | 98.6 | 99.3 | 99.7 | 100.0 | 100.0 | 100.0 | 100.0 | 100.0 | 100.0 | 100.0 |
| GE 300 | 66.6 | 94.5 | 95.2 | 97.2 | 98.3 | 98.6 | 98.6 | 99.3 | 99.7 | 100.0 | 100.0 | 100.0 | 100.0 | 100.0 | 100.0 | 100.0 |
| GE 200 | 66.6 | 94.5 | 95.2 | 97.2 | 98.3 | 98.6 | 98.6 | 99.3 | 99.7 | 100.0 | 100.0 | 100.0 | 100.0 | 100.0 | 100.0 | 100.0 |
| GE 100 | 66.6 | 94.5 | 95.2 | 97.2 | 98.3 | 98.6 | 98.6 | 99.3 | 99.7 | 100.0 | 100.0 | 100.0 | 100.0 | 100.0 | 100.0 | 100.0 |
| GE 0 | 66.6 | 94.5 | 95.2 | 97.2 | 98.3 | 98.6 | 98.6 | 99.3 | 99.7 | 100.0 | 100.0 | 100.0 | 100.0 | 100.0 | 100.0 | 100.0 |

TOTAL NUMBER OF OBSERVATIONS: 290

GLOBAL CLIMATOLOGY BRANCH
USAFETAC
AIR WEATHER SERVICE/MAC

PERCENTAGE FREQUENCY OF OCCURRENCE OF CEILING VERSUS VISIBILITY
FROM HOURLY OBSERVATIONS

STATION NUMBER: 225500 STATION NAME: ARKHANGELSK USSR

PERIOD OF RECORD: 78-87
MONTH: JUN HOURS(LST): 1200-1400

| CEILING IN FEET | VISIBILITY IN STATUTE MILES | | | | | | | | | | | | | | | |
|---|---|---|---|---|---|---|---|---|---|---|---|---|---|---|---|---|
| | GE 10 | GE 6 | GE 5 | GE 4 | GE 3 | GE 2 1/2 | GE 2 | GE 1 1/2 | GE 1 1/4 | GE 1 | GE 3/4 | GE 5/8 | GE 1/2 | GE 5/16 | GE 1/4 | GE 0 |
| NO CEIL | 24.0 | 27.5 | 27.5 | 27.5 | 27.5 | 27.5 | 27.5 | 27.5 | 27.5 | 27.5 | 27.5 | 27.5 | 27.5 | 27.5 | 27.5 | 27.5 |
| GE 20000 | 30.7 | 34.8 | 34.8 | 34.8 | 34.8 | 34.8 | 34.8 | 34.8 | 34.8 | 34.8 | 34.8 | 34.8 | 34.8 | 34.8 | 34.8 | 34.8 |
| GE 18000 | 30.7 | 34.8 | 34.8 | 34.8 | 34.8 | 34.8 | 34.8 | 34.8 | 34.8 | 34.8 | 34.8 | 34.8 | 34.8 | 34.8 | 34.8 | 34.8 |
| GE 16000 | 30.7 | 34.8 | 34.8 | 34.8 | 34.8 | 34.8 | 34.8 | 34.8 | 34.8 | 34.8 | 34.8 | 34.8 | 34.8 | 34.8 | 34.8 | 34.8 |
| GE 14000 | 30.7 | 34.8 | 34.8 | 34.8 | 34.8 | 34.8 | 34.8 | 34.8 | 34.8 | 34.8 | 34.8 | 34.8 | 34.8 | 34.8 | 34.8 | 34.8 |
| GE 12000 | 30.7 | 34.8 | 34.8 | 34.8 | 34.8 | 34.8 | 34.8 | 34.8 | 34.8 | 34.8 | 34.8 | 34.8 | 34.8 | 34.8 | 34.8 | 34.8 |
| GE 10000 | 44.9 | 57.1 | 57.1 | 57.1 | 57.5 | 57.5 | 57.5 | 57.5 | 57.5 | 57.5 | 57.5 | 57.5 | 57.5 | 57.5 | 57.5 | 57.5 |
| GE 9000 | 44.9 | 57.1 | 57.1 | 57.1 | 57.5 | 57.5 | 57.5 | 57.5 | 57.5 | 57.5 | 57.5 | 57.5 | 57.5 | 57.5 | 57.5 | 57.5 |
| GE 8000 | 44.9 | 57.1 | 57.1 | 57.1 | 57.5 | 57.5 | 57.5 | 57.5 | 57.5 | 57.5 | 57.5 | 57.5 | 57.5 | 57.5 | 57.5 | 57.5 |
| GE 7000 | 44.9 | 57.1 | 57.1 | 57.1 | 57.5 | 57.5 | 57.5 | 57.5 | 57.5 | 57.5 | 57.5 | 57.5 | 57.5 | 57.5 | 57.5 | 57.5 |
| GE 6000 | 44.9 | 57.1 | 57.1 | 57.1 | 57.5 | 57.5 | 57.5 | 57.5 | 57.5 | 57.5 | 57.5 | 57.5 | 57.5 | 57.5 | 57.5 | 57.5 |
| GE 5000 | 44.9 | 57.5 | 57.5 | 57.5 | 57.8 | 57.8 | 57.8 | 57.8 | 57.8 | 57.8 | 57.8 | 57.8 | 57.8 | 57.8 | 57.8 | 57.8 |
| GE 4500 | 45.3 | 58.2 | 58.2 | 58.2 | 58.5 | 58.5 | 58.5 | 58.5 | 58.5 | 58.5 | 58.5 | 58.5 | 58.5 | 58.5 | 58.5 | 58.5 |
| GE 4000 | 47.7 | 61.0 | 61.0 | 61.0 | 61.3 | 61.3 | 61.3 | 61.3 | 61.3 | 61.3 | 61.3 | 61.3 | 61.3 | 61.3 | 61.3 | 61.3 |
| GE 3500 | 48.4 | 61.7 | 61.7 | 61.7 | 62.0 | 62.0 | 62.0 | 62.0 | 62.0 | 62.0 | 62.0 | 62.0 | 62.0 | 62.0 | 62.0 | 62.0 |
| GE 3000 | 50.5 | 64.8 | 64.8 | 64.8 | 65.2 | 65.2 | 65.2 | 65.2 | 65.2 | 65.2 | 65.2 | 65.2 | 65.2 | 65.2 | 65.2 | 65.2 |
| GE 2500 | 62.4 | 80.1 | 80.1 | 80.1 | 80.5 | 80.5 | 80.5 | 80.5 | 80.5 | 80.5 | 80.5 | 80.5 | 80.5 | 80.5 | 80.5 | 80.5 |
| GE 2000 | 65.9 | 85.7 | 85.7 | 85.7 | 86.1 | 86.1 | 86.1 | 86.1 | 86.1 | 86.1 | 86.1 | 86.1 | 86.1 | 86.1 | 86.1 | 86.1 |
| GE 1800 | 66.9 | 87.8 | 87.8 | 87.8 | 88.2 | 88.2 | 88.2 | 88.2 | 88.2 | 88.2 | 88.2 | 88.2 | 88.2 | 88.2 | 88.2 | 88.2 |
| GE 1500 | 68.6 | 90.6 | 90.9 | 90.9 | 91.3 | 91.6 | 91.6 | 92.0 | 92.0 | 92.0 | 92.0 | 92.0 | 92.0 | 92.0 | 92.0 | 92.0 |
| GE 1200 | 72.5 | 95.5 | 96.2 | 96.2 | 96.9 | 97.2 | 97.2 | 97.6 | 97.9 | 97.9 | 97.9 | 97.9 | 97.9 | 97.9 | 97.9 | 97.9 |
| GE 1000 | 72.8 | 96.2 | 96.9 | 96.9 | 97.6 | 97.9 | 97.9 | 98.3 | 98.6 | 98.6 | 98.6 | 98.6 | 98.6 | 98.6 | 98.6 | 98.6 |
| GE 900 | 73.2 | 97.2 | 97.9 | 97.9 | 98.6 | 99.0 | 99.0 | 99.3 | 99.7 | 99.7 | 99.7 | 99.7 | 99.7 | 99.7 | 99.7 | 99.7 |
| GE 800 | 73.2 | 97.2 | 97.9 | 97.9 | 98.6 | 99.0 | 99.0 | 99.3 | 99.7 | 99.7 | 99.7 | 99.7 | 99.7 | 99.7 | 99.7 | 99.7 |
| GE 700 | 73.2 | 97.2 | 97.9 | 97.9 | 98.6 | 99.0 | 99.0 | 99.3 | 99.7 | 99.7 | 99.7 | 99.7 | 99.7 | 99.7 | 99.7 | 99.7 |
| GE 600 | 73.2 | 97.2 | 97.9 | 97.9 | 98.6 | 99.0 | 99.0 | 99.3 | 100.0 | 100.0 | 100.0 | 100.0 | 100.0 | 100.0 | 100.0 | 100.0 |
| GE 500 | 73.2 | 97.2 | 97.9 | 97.9 | 98.6 | 99.0 | 99.0 | 99.3 | 100.0 | 100.0 | 100.0 | 100.0 | 100.0 | 100.0 | 100.0 | 100.0 |
| GE 400 | 73.2 | 97.2 | 97.9 | 97.9 | 98.6 | 99.0 | 99.0 | 99.3 | 100.0 | 100.0 | 100.0 | 100.0 | 100.0 | 100.0 | 100.0 | 100.0 |
| GE 300 | 73.2 | 97.2 | 97.9 | 97.9 | 98.6 | 99.0 | 99.0 | 99.3 | 100.0 | 100.0 | 100.0 | 100.0 | 100.0 | 100.0 | 100.0 | 100.0 |
| GE 200 | 73.2 | 97.2 | 97.9 | 97.9 | 98.6 | 99.0 | 99.0 | 99.3 | 100.0 | 100.0 | 100.0 | 100.0 | 100.0 | 100.0 | 100.0 | 100.0 |
| GE 100 | 73.2 | 97.2 | 97.9 | 97.9 | 98.6 | 99.0 | 99.0 | 99.3 | 100.0 | 100.0 | 100.0 | 100.0 | 100.0 | 100.0 | 100.0 | 100.0 |
| GE 0 | 73.2 | 97.2 | 97.9 | 97.9 | 98.6 | 99.0 | 99.0 | 99.3 | 100.0 | 100.0 | 100.0 | 100.0 | 100.0 | 100.0 | 100.0 | 100.0 |

TOTAL NUMBER OF OBSERVATIONS: 287

GLOBAL CLIMATOLOGY BRANCH
USAFETAC
AIR WEATHER SERVICE/MAC

PERCENTAGE FREQUENCY OF OCCURRENCE OF CEILING VERSUS VISIBILITY
FROM HOURLY OBSERVATIONS

STATION NUMBER: 225500 STATION NAME: ARKHANGELSK USSR

PERIOD OF RECORD: 78-87
MONTH: JUN HOURS(LST): 1500-1700

| CEILING IN FEET | VISIBILITY IN STATUTE MILES | | | | | | | | | | | | | | | |
|---|---|---|---|---|---|---|---|---|---|---|---|---|---|---|---|---|
| | GE 10 | GE 6 | GE 5 | GE 4 | GE 3 | GE 2 1/2 | GE 2 | GE 1 1/2 | GE 1 1/4 | GE 1 | GE 3/4 | GE 5/8 | GE 1/2 | GE 5/16 | GE 1/4 | GE 0 |
| NO CEIL | 25.9 | 30.0 | 30.0 | 30.3 | 30.3 | 30.3 | 30.3 | 30.3 | 30.3 | 30.3 | 30.3 | 30.3 | 30.3 | 30.3 | 30.3 | 30.3 |
| GE 20000 | 31.7 | 37.2 | 37.2 | 37.6 | 37.6 | 37.6 | 37.6 | 37.6 | 37.6 | 37.6 | 37.6 | 37.6 | 37.6 | 37.6 | 37.6 | 37.6 |
| GE 18000 | 31.7 | 37.2 | 37.2 | 37.6 | 37.6 | 37.6 | 37.6 | 37.6 | 37.6 | 37.6 | 37.6 | 37.6 | 37.6 | 37.6 | 37.6 | 37.6 |
| GE 16000 | 31.7 | 37.2 | 37.2 | 37.6 | 37.6 | 37.6 | 37.6 | 37.6 | 37.6 | 37.6 | 37.6 | 37.6 | 37.6 | 37.6 | 37.6 | 37.6 |
| GE 14000 | 31.7 | 37.2 | 37.2 | 37.6 | 37.6 | 37.6 | 37.6 | 37.6 | 37.6 | 37.6 | 37.6 | 37.6 | 37.6 | 37.6 | 37.6 | 37.6 |
| GE 12000 | 31.7 | 37.2 | 37.2 | 37.6 | 37.6 | 37.6 | 37.6 | 37.6 | 37.6 | 37.6 | 37.6 | 37.6 | 37.6 | 37.6 | 37.6 | 37.6 |
| GE 10000 | 47.2 | 56.0 | 59.3 | 59.7 | 59.7 | 59.7 | 59.7 | 59.7 | 59.7 | 59.7 | 59.7 | 59.7 | 59.7 | 59.7 | 59.7 | 59.7 |
| GE 9000 | 47.2 | 56.0 | 59.3 | 59.7 | 59.7 | 59.7 | 59.7 | 59.7 | 59.7 | 59.7 | 59.7 | 59.7 | 59.7 | 59.7 | 59.7 | 59.7 |
| GE 8000 | 47.2 | 56.0 | 59.3 | 59.7 | 59.7 | 59.7 | 59.7 | 59.7 | 59.7 | 59.7 | 59.7 | 59.7 | 59.7 | 59.7 | 59.7 | 59.7 |
| GE 7000 | 47.2 | 56.0 | 59.3 | 59.7 | 59.7 | 59.7 | 59.7 | 59.7 | 59.7 | 59.7 | 59.7 | 59.7 | 59.7 | 59.7 | 59.7 | 59.7 |
| GE 6000 | 47.2 | 56.0 | 59.3 | 59.7 | 59.7 | 59.7 | 59.7 | 59.7 | 59.7 | 59.7 | 59.7 | 59.7 | 59.7 | 59.7 | 59.7 | 59.7 |
| GE 5000 | 47.2 | 56.0 | 59.3 | 59.7 | 59.7 | 59.7 | 59.7 | 59.7 | 59.7 | 59.7 | 59.7 | 59.7 | 59.7 | 59.7 | 59.7 | 59.7 |
| GE 4500 | 47.2 | 56.3 | 59.7 | 60.0 | 60.0 | 60.0 | 60.0 | 60.0 | 60.0 | 60.0 | 60.0 | 60.0 | 60.0 | 60.0 | 60.0 | 60.0 |
| GE 4000 | 50.3 | 62.8 | 63.1 | 63.4 | 63.4 | 63.4 | 63.4 | 63.4 | 63.4 | 63.4 | 63.4 | 63.4 | 63.4 | 63.4 | 63.4 | 63.4 |
| GE 3500 | 50.7 | 63.1 | 63.4 | 63.8 | 63.8 | 63.8 | 63.8 | 63.8 | 63.8 | 63.8 | 63.8 | 63.8 | 63.8 | 63.8 | 63.8 | 63.8 |
| GE 3000 | 51.7 | 64.8 | 65.2 | 65.5 | 65.5 | 65.5 | 65.5 | 65.5 | 65.5 | 65.5 | 65.5 | 65.5 | 65.5 | 65.5 | 65.5 | 65.5 |
| GE 2500 | 62.1 | 76.9 | 77.2 | 77.9 | 77.9 | 77.9 | 77.9 | 77.9 | 77.9 | 77.9 | 77.9 | 77.9 | 77.9 | 77.9 | 77.9 | 77.9 |
| GE 2000 | 64.5 | 80.3 | 81.0 | 81.7 | 81.7 | 81.7 | 81.7 | 81.7 | 81.7 | 81.7 | 81.7 | 81.7 | 81.7 | 81.7 | 81.7 | 81.7 |
| GE 1800 | 66.6 | 84.1 | 84.8 | 85.5 | 85.5 | 85.5 | 85.5 | 85.5 | 85.5 | 85.5 | 85.5 | 85.5 | 85.5 | 85.5 | 85.5 | 85.5 |
| GE 1600 | 68.3 | 87.2 | 87.9 | 88.6 | 89.0 | 89.0 | 89.0 | 89.0 | 89.0 | 89.0 | 89.0 | 89.0 | 89.0 | 89.0 | 89.0 | 89.0 |
| GE 1200 | 73.8 | 94.5 | 96.5 | 96.6 | 96.9 | 97.2 | 97.2 | 97.6 | 97.6 | 97.6 | 97.6 | 97.6 | 97.6 | 97.6 | 97.6 | 97.6 |
| GE 1000 | 74.1 | 95.5 | 96.6 | 97.6 | 98.3 | 98.6 | 98.6 | 99.0 | 99.0 | 99.0 | 99.0 | 99.0 | 99.0 | 99.0 | 99.0 | 99.0 |
| GE 900 | 74.5 | 95.9 | 96.9 | 97.9 | 98.6 | 99.0 | 99.0 | 99.3 | 99.3 | 99.3 | 99.3 | 99.3 | 99.3 | 99.3 | 99.3 | 99.3 |
| GE 800 | 74.5 | 95.9 | 96.9 | 97.9 | 98.6 | 99.0 | 99.0 | 99.3 | 99.3 | 99.3 | 99.3 | 99.3 | 99.3 | 99.3 | 99.3 | 99.3 |
| GE 700 | 74.8 | 96.2 | 97.2 | 98.3 | 99.0 | 99.3 | 99.3 | 99.7 | 99.7 | 99.7 | 99.7 | 99.7 | 99.7 | 99.7 | 99.7 | 99.7 |
| GE 600 | 74.8 | 96.2 | 97.6 | 98.6 | 99.3 | 99.7 | 99.7 | 100.0 | 100.0 | 100.0 | 100.0 | 100.0 | 100.0 | 100.0 | 100.0 | 100.0 |
| GE 500 | 74.8 | 96.2 | 97.6 | 98.6 | 99.3 | 99.7 | 99.7 | 100.0 | 100.0 | 100.0 | 100.0 | 100.0 | 100.0 | 100.0 | 100.0 | 100.0 |
| GE 400 | 74.8 | 96.2 | 97.6 | 98.6 | 99.3 | 99.7 | 99.7 | 100.0 | 100.0 | 100.0 | 100.0 | 100.0 | 100.0 | 100.0 | 100.0 | 100.0 |
| GE 300 | 74.8 | 96.2 | 97.6 | 98.6 | 99.3 | 99.7 | 99.7 | 100.0 | 100.0 | 100.0 | 100.0 | 100.0 | 100.0 | 100.0 | 100.0 | 100.0 |
| GE 200 | 74.8 | 96.2 | 97.6 | 98.6 | 99.3 | 99.7 | 99.7 | 100.0 | 100.0 | 100.0 | 100.0 | 100.0 | 100.0 | 100.0 | 100.0 | 100.0 |
| GE 100 | 74.8 | 96.2 | 97.6 | 98.6 | 99.3 | 99.7 | 99.7 | 100.0 | 100.0 | 100.0 | 100.0 | 100.0 | 100.0 | 100.0 | 100.0 | 100.0 |
| GE 0 | 74.8 | 96.2 | 97.6 | 98.6 | 99.3 | 99.7 | 99.7 | 100.0 | 100.0 | 100.0 | 100.0 | 100.0 | 100.0 | 100.0 | 100.0 | 100.0 |

TOTAL NUMBER OF OBSERVATIONS: 290

GLOBAL CLIMATOLOGY BRANCH
USAFETAC
AIR WEATHER SERVICE/MAC

PERCENTAGE FREQUENCY OF OCCURRENCE OF CEILING VERSUS VISIBILITY
FROM HOURLY OBSERVATIONS

STATION NUMBER: 225500 STATION NAME: ARKHANGELSK LSSR

PERIOD OF RECORD: 78-87
MONTH: JUN HOURS(LST): 1900-2000

| CEILING IN FEET | VISIBILITY IN STATUTE MILES | | | | | | | | | | | | | | |
|---|---|---|---|---|---|---|---|---|---|---|---|---|---|---|---|
| | GE 10 | GE 6 | GE 5 | GE 4 | GE 3 | GE 2 1/2 | GE 2 | GE 1 1/2 | GE 1 1/4 | GE 1 | GE 7/4 | GE 5/8 | GE 1/2 | GE 5/16 | GE 1/4 | GE 0 |
| NO CEIL | 27.2 | 32.1 | 32.1 | 32.1 | 32.1 | 32.1 | 32.1 | 32.1 | 32.1 | 32.1 | 32.1 | 32.1 | 32.1 | 32.1 | 32.1 | 32.1 |
| GE 20000 | 32.8 | 40.0 | 40.0 | 40.0 | 40.0 | 40.0 | 40.0 | 40.0 | 40.0 | 40.0 | 40.0 | 40.0 | 40.0 | 40.0 | 40.0 | 40.0 |
| GE 18000 | 32.8 | 40.0 | 40.0 | 40.0 | 40.0 | 40.0 | 40.0 | 40.0 | 40.0 | 40.0 | 40.0 | 40.0 | 40.0 | 40.0 | 40.0 | 40.0 |
| GE 16000 | 32.8 | 40.0 | 40.0 | 40.0 | 40.0 | 40.0 | 40.0 | 40.0 | 40.0 | 40.0 | 40.0 | 40.0 | 40.0 | 40.0 | 40.0 | 40.0 |
| GE 14000 | 32.8 | 40.0 | 40.0 | 40.0 | 40.0 | 40.0 | 40.0 | 40.0 | 40.0 | 40.0 | 40.0 | 40.0 | 40.0 | 40.0 | 40.0 | 40.0 |
| GE 12000 | 32.8 | 40.0 | 40.0 | 40.0 | 40.0 | 40.0 | 40.0 | 40.0 | 40.0 | 40.0 | 40.0 | 40.0 | 40.0 | 40.0 | 40.0 | 40.0 |
| GE 10000 | 49.3 | 64.5 | 64.5 | 64.5 | 64.5 | 64.5 | 64.5 | 64.5 | 64.5 | 64.5 | 64.5 | 64.8 | 64.8 | 64.8 | 64.8 | 64.8 |
| GE 9000 | 49.3 | 64.5 | 64.5 | 64.5 | 64.5 | 64.5 | 64.5 | 64.5 | 64.5 | 64.5 | 64.5 | 64.8 | 64.8 | 64.8 | 64.8 | 64.8 |
| GE 8000 | 49.3 | 64.5 | 64.5 | 64.5 | 64.5 | 64.5 | 64.5 | 64.5 | 64.5 | 64.5 | 64.5 | 64.8 | 64.8 | 64.8 | 64.8 | 64.8 |
| GE 7000 | 49.3 | 64.5 | 64.5 | 64.5 | 64.5 | 64.5 | 64.5 | 64.5 | 64.5 | 64.5 | 64.5 | 64.8 | 64.8 | 64.8 | 64.8 | 64.8 |
| GE 6000 | 49.3 | 64.5 | 64.5 | 64.5 | 64.5 | 64.5 | 64.5 | 64.5 | 64.5 | 64.5 | 64.5 | 64.8 | 64.8 | 64.8 | 64.8 | 64.8 |
| GE 5000 | 49.3 | 64.8 | 64.8 | 64.8 | 64.8 | 64.8 | 64.8 | 64.8 | 64.8 | 64.8 | 64.8 | 65.2 | 65.2 | 65.2 | 65.2 | 65.2 |
| GE 4500 | 50.0 | 65.5 | 65.5 | 65.5 | 65.5 | 65.5 | 65.5 | 65.5 | 65.5 | 65.5 | 65.5 | 65.9 | 65.9 | 65.9 | 65.9 | 65.9 |
| GE 4000 | 51.7 | 67.9 | 67.9 | 67.9 | 67.9 | 67.9 | 67.9 | 67.9 | 67.9 | 67.9 | 67.9 | 68.3 | 68.3 | 68.3 | 68.3 | 68.3 |
| GE 3500 | 53.1 | 69.7 | 69.7 | 69.7 | 69.7 | 69.7 | 69.7 | 69.7 | 69.7 | 69.7 | 69.7 | 70.0 | 70.0 | 70.0 | 70.0 | 70.0 |
| GE 3000 | 53.8 | 71.7 | 71.7 | 71.7 | 71.7 | 71.7 | 71.7 | 71.7 | 71.7 | 71.7 | 71.7 | 72.1 | 72.1 | 72.1 | 72.1 | 72.1 |
| GE 2500 | 62.1 | 81.7 | 82.1 | 82.1 | 82.1 | 82.1 | 82.1 | 82.1 | 82.1 | 82.1 | 82.1 | 82.4 | 82.4 | 82.4 | 82.4 | 82.4 |
| GE 2000 | 65.9 | 87.2 | 87.6 | 87.6 | 87.6 | 87.6 | 87.6 | 87.6 | 87.9 | 87.9 | 87.9 | 88.3 | 88.3 | 88.3 | 88.3 | 88.3 |
| GE 1800 | 66.6 | 89.7 | 90.0 | 90.0 | 90.0 | 90.3 | 90.3 | 90.3 | 90.7 | 90.7 | 90.7 | 91.0 | 91.0 | 91.0 | 91.0 | 91.0 |
| GE 1500 | 67.9 | 92.1 | 92.4 | 92.6 | 92.8 | 93.4 | 93.4 | 93.4 | 93.8 | 93.8 | 93.8 | 94.1 | 94.1 | 94.1 | 94.1 | 94.1 |
| GE 1200 | 70.0 | 95.2 | 95.5 | 96.9 | 96.9 | 97.9 | 97.9 | 97.9 | 98.3 | 98.3 | 98.3 | 98.6 | 98.6 | 98.6 | 98.6 | 98.6 |
| GE 1000 | 70.7 | 96.2 | 96.6 | 97.9 | 97.9 | 99.0 | 99.0 | 99.0 | 99.3 | 99.3 | 99.3 | 99.7 | 99.7 | 99.7 | 99.7 | 99.7 |
| GE 900 | 70.7 | 96.2 | 96.6 | 97.9 | 97.9 | 99.0 | 99.0 | 99.0 | 99.3 | 99.3 | 99.3 | 99.7 | 99.7 | 99.7 | 99.7 | 99.7 |
| GE 800 | 70.7 | 96.2 | 96.6 | 97.9 | 97.9 | 99.0 | 99.0 | 99.0 | 99.3 | 99.3 | 99.3 | 99.7 | 99.7 | 99.7 | 99.7 | 99.7 |
| GE 700 | 70.7 | 96.6 | 96.9 | 98.3 | 98.3 | 99.3 | 99.3 | 99.3 | 99.7 | 99.7 | 99.7 | 100.0 | 100.0 | 100.0 | 100.0 | 100.0 |
| GE 600 | 70.7 | 96.6 | 96.9 | 98.3 | 98.3 | 99.3 | 99.3 | 99.3 | 99.7 | 99.7 | 99.7 | 100.0 | 100.0 | 100.0 | 100.0 | 100.0 |
| GE 500 | 70.7 | 96.6 | 96.9 | 98.3 | 98.3 | 99.3 | 99.3 | 99.3 | 99.7 | 99.7 | 99.7 | 100.0 | 100.0 | 100.0 | 100.0 | 100.0 |
| GE 400 | 70.7 | 96.6 | 96.9 | 98.3 | 98.3 | 99.3 | 99.3 | 99.3 | 99.7 | 99.7 | 99.7 | 100.0 | 100.0 | 100.0 | 100.0 | 100.0 |
| GE 300 | 70.7 | 96.6 | 96.9 | 98.3 | 98.3 | 99.3 | 99.3 | 99.3 | 99.7 | 99.7 | 99.7 | 100.0 | 100.0 | 100.0 | 100.0 | 100.0 |
| GE 200 | 70.7 | 96.6 | 96.9 | 98.3 | 98.3 | 99.3 | 99.3 | 99.3 | 99.7 | 99.7 | 99.7 | 100.0 | 100.0 | 100.0 | 100.0 | 100.0 |
| GE 100 | 70.7 | 96.6 | 96.9 | 98.3 | 98.3 | 99.3 | 99.3 | 99.3 | 99.7 | 99.7 | 99.7 | 100.0 | 100.0 | 100.0 | 100.0 | 100.0 |
| GE 0 | 70.7 | 96.6 | 96.9 | 98.3 | 98.3 | 99.3 | 99.3 | 99.3 | 99.7 | 99.7 | 99.7 | 100.0 | 100.0 | 100.0 | 100.0 | 100.0 |

TOTAL NUMBER OF OBSERVATIONS: 290

GLOBAL CLIMATOLOGY BRANCH
USAFETAC
AIR WEATHER SERVICE/MAC

PERCENTAGE FREQUENCY OF OCCURRENCE OF CEILING VERSUS VISIBILITY
FROM HOURLY OBSERVATIONS

STATION NUMBER: 22550C STATION NAME: ARKHANGELSK USSR

PERIOD OF RECORD: 76-87
MONTH: JUN HOURS(LST): 2100-2300

| CEILING IN FEET | VISIBILITY IN STATUTE MILES: GE 10 | GE 6 | GE 5 | GE 4 | GE 3 | GE 2 1/2 | GE 2 | GE 1 1/2 | GE 1 1/4 | GE 1 | GE 3/4 | GE 5/8 | GE 1/2 | GE 5/16 | GE 1/4 | GE 0 |
|---|---|---|---|---|---|---|---|---|---|---|---|---|---|---|---|---|
| NO CEIL | 29.4 | 35.5 | 35.6 | 35.8 | 35.8 | 35.8 | 35.8 | 35.8 | 35.8 | 35.8 | 35.8 | 35.8 | 35.8 | 35.8 | 35.8 | 35.8 |
| GE 20000 | 33.8 | 41.6 | 42.0 | 42.0 | 42.0 | 42.0 | 42.0 | 42.0 | 42.0 | 42.0 | 42.0 | 42.0 | 42.0 | 42.0 | 42.0 | 42.0 |
| GE 18000 | 33.8 | 41.6 | 42.0 | 42.0 | 42.0 | 42.0 | 42.0 | 42.0 | 42.0 | 42.0 | 42.0 | 42.0 | 42.0 | 42.0 | 42.0 | 42.0 |
| GE 16000 | 33.8 | 41.6 | 42.0 | 42.0 | 42.0 | 42.0 | 42.0 | 42.0 | 42.0 | 42.0 | 42.0 | 42.0 | 42.0 | 42.0 | 42.0 | 42.0 |
| GE 14000 | 33.8 | 41.6 | 42.0 | 42.0 | 42.0 | 42.0 | 42.0 | 42.0 | 42.0 | 42.0 | 42.0 | 42.0 | 42.0 | 42.0 | 42.0 | 42.0 |
| GE 12000 | 33.8 | 41.6 | 42.0 | 42.0 | 42.0 | 42.0 | 42.0 | 42.0 | 42.0 | 42.0 | 42.0 | 42.0 | 42.0 | 42.0 | 42.0 | 42.0 |
| GE 10000 | 51.2 | 66.6 | 67.6 | 67.9 | 67.9 | 67.9 | 67.9 | 67.9 | 67.9 | 67.9 | 67.9 | 67.9 | 67.9 | 67.9 | 67.9 | 67.9 |
| GE 9000 | 51.2 | 66.9 | 67.6 | 67.9 | 67.9 | 67.9 | 67.9 | 67.9 | 67.9 | 67.9 | 67.9 | 67.9 | 67.9 | 67.9 | 67.9 | 67.9 |
| GE 8000 | 51.2 | 66.9 | 67.6 | 67.9 | 67.9 | 67.9 | 67.9 | 67.9 | 67.9 | 67.9 | 67.9 | 67.9 | 67.9 | 67.9 | 67.9 | 67.9 |
| GE 7000 | 51.2 | 66.9 | 67.6 | 67.9 | 67.9 | 67.9 | 67.9 | 67.9 | 67.9 | 67.9 | 67.9 | 67.9 | 67.9 | 67.9 | 67.9 | 67.9 |
| GE 6000 | 51.2 | 66.9 | 67.6 | 67.9 | 67.9 | 67.9 | 67.9 | 67.9 | 67.9 | 67.9 | 67.9 | 67.9 | 67.9 | 67.9 | 67.9 | 67.9 |
| GE 5000 | 51.2 | 66.9 | 67.6 | 67.9 | 67.9 | 67.9 | 67.9 | 67.9 | 67.9 | 67.9 | 67.9 | 67.9 | 67.9 | 67.9 | 67.9 | 67.9 |
| GE 4500 | 51.2 | 67.6 | 68.3 | 68.6 | 68.6 | 68.6 | 68.6 | 68.6 | 68.6 | 68.6 | 68.6 | 68.6 | 68.6 | 68.6 | 68.6 | 68.6 |
| GE 4000 | 52.9 | 70.0 | 70.6 | 71.0 | 71.0 | 71.0 | 71.0 | 71.0 | 71.0 | 71.0 | 71.0 | 71.0 | 71.0 | 71.0 | 71.0 | 71.0 |
| GE 3500 | 53.9 | 71.7 | 72.4 | 72.7 | 72.7 | 72.7 | 72.7 | 72.7 | 72.7 | 72.7 | 72.7 | 72.7 | 72.7 | 72.7 | 72.7 | 72.7 |
| GE 3000 | 55.3 | 73.4 | 74.4 | 74.7 | 75.1 | 75.1 | 75.1 | 75.1 | 75.1 | 75.1 | 75.1 | 75.1 | 75.1 | 75.1 | 75.1 | 75.1 |
| GE 2500 | 59.0 | 78.5 | 79.5 | 79.9 | 80.5 | 80.5 | 80.5 | 80.5 | 80.5 | 80.5 | 80.5 | 80.5 | 80.5 | 80.5 | 80.5 | 80.5 |
| GE 2000 | 62.5 | 82.3 | 83.3 | 83.6 | 84.6 | 84.6 | 84.6 | 84.6 | 84.6 | 84.6 | 84.6 | 84.6 | 84.6 | 84.6 | 84.6 | 84.6 |
| GE 1800 | 63.8 | 84.3 | 85.3 | 85.7 | 86.7 | 86.7 | 86.7 | 86.7 | 86.7 | 86.7 | 86.7 | 86.7 | 86.7 | 86.7 | 86.7 | 86.7 |
| GE 1500 | 66.6 | 89.4 | 90.8 | 91.1 | 92.2 | 92.2 | 92.2 | 92.2 | 92.2 | 92.2 | 92.2 | 92.2 | 92.2 | 92.2 | 92.2 | 92.2 |
| GE 1200 | 67.9 | 92.8 | 94.5 | 95.2 | 96.6 | 96.6 | 96.6 | 96.6 | 96.6 | 96.6 | 96.6 | 96.6 | 96.6 | 96.6 | 96.6 | 96.6 |
| GE 1000 | 67.9 | 93.9 | 95.6 | 96.2 | 97.6 | 98.3 | 98.3 | 98.3 | 98.3 | 98.3 | 98.3 | 98.3 | 98.3 | 98.3 | 98.3 | 98.3 |
| GE 900 | 68.3 | 94.5 | 96.2 | 97.3 | 98.6 | 99.3 | 99.3 | 99.3 | 99.3 | 99.3 | 99.3 | 99.3 | 99.3 | 99.3 | 99.3 | 99.3 |
| GE 800 | 68.3 | 94.5 | 96.2 | 97.3 | 98.6 | 99.3 | 99.3 | 99.3 | 99.3 | 99.3 | 99.3 | 99.3 | 99.3 | 99.3 | 99.3 | 99.3 |
| GE 700 | 68.3 | 94.9 | 96.6 | 97.6 | 99.0 | 99.7 | 99.7 | 99.7 | 99.7 | 99.7 | 99.7 | 99.7 | 99.7 | 99.7 | 99.7 | 99.7 |
| GE 600 | 68.3 | 94.9 | 96.6 | 97.6 | 99.0 | 99.7 | 99.7 | 99.7 | 99.7 | 99.7 | 99.7 | 99.7 | 99.7 | 99.7 | 99.7 | 99.7 |
| GE 500 | 68.3 | 94.9 | 96.6 | 97.6 | 99.0 | 99.7 | 99.7 | 99.7 | 99.7 | 99.7 | 99.7 | 99.7 | 99.7 | 99.7 | 99.7 | 99.7 |
| GE 400 | 68.3 | 94.9 | 96.6 | 97.6 | 99.0 | 99.7 | 99.7 | 99.7 | 99.7 | 99.7 | 99.7 | 99.7 | 99.7 | 99.7 | 99.7 | 99.7 |
| GE 300 | 68.3 | 94.9 | 96.6 | 97.6 | 99.0 | 99.7 | 99.7 | 99.7 | 99.7 | 99.7 | 99.7 | 99.7 | 99.7 | 99.7 | 99.7 | 99.7 |
| GE 200 | 68.3 | 94.9 | 96.6 | 97.6 | 99.0 | 99.7 | 99.7 | 99.7 | 99.7 | 99.7 | 99.7 | 99.7 | 99.7 | 100.0 | 100.0 | 100.0 |
| GE 100 | 68.3 | 94.9 | 96.6 | 97.6 | 99.0 | 99.7 | 99.7 | 99.7 | 99.7 | 99.7 | 99.7 | 99.7 | 99.7 | 100.0 | 100.0 | 100.0 |
| GE 0 | 68.3 | 94.9 | 96.6 | 97.6 | 99.0 | 99.7 | 99.7 | 99.7 | 99.7 | 99.7 | 99.7 | 99.7 | 99.7 | 100.0 | 100.0 | 100.0 |

TOTAL NUMBER OF OBSERVATIONS: 293

GLOBAL CLIMATOLOGY BRANCH
USAFETAC
AIR WEATHER SERVICE/MAC

PERCENTAGE FREQUENCY OF OCCURRENCE OF CEILING VERSUS VISIBILITY
FROM HOURLY OBSERVATIONS

STATION NUMBER: 225500 STATION NAME: ARKHANGELSK USSR

PERIOD OF RECORD: 78-87
MONTH: JUN HOURS(LST): ALL

| CEILING IN FEET | VISIBILITY IN STATUTE MILES | | | | | | | | | | | | | | | |
|---|---|---|---|---|---|---|---|---|---|---|---|---|---|---|---|---|
| | GE 10 | GE 6 | GE 5 | GE 4 | GE 3 | GE 2 1/2 | GE 2 | GE 1 1/2 | GE 1 1/4 | GE 1 | GE 3/4 | GE 5/8 | GE 1/2 | GE 5/16 | GE 1/4 | GE 0 |
| NO CEIL | 28.3 | 34.1 | 34.2 | 34.3 | 34.4 | 34.4 | 34.4 | 34.5 | 34.5 | 34.5 | 34.5 | 34.5 | 34.5 | 34.5 | 34.5 | 34.5 |
| GE 20000 | 33.2 | 40.2 | 40.3 | 40.4 | 40.5 | 40.6 | 40.6 | 40.6 | 40.6 | 40.6 | 40.6 | 40.6 | 40.6 | 40.6 | 40.6 | 40.7 |
| GE 18000 | 33.2 | 40.2 | 40.3 | 40.4 | 40.5 | 40.6 | 40.6 | 40.6 | 40.6 | 40.6 | 40.6 | 40.6 | 40.6 | 40.6 | 40.6 | 40.7 |
| GE 16000 | 33.2 | 40.2 | 40.3 | 40.4 | 40.5 | 40.6 | 40.6 | 40.6 | 40.6 | 40.6 | 40.6 | 40.6 | 40.6 | 40.6 | 40.6 | 40.7 |
| GE 14000 | 33.2 | 40.2 | 40.3 | 40.4 | 40.5 | 40.6 | 40.6 | 40.6 | 40.6 | 40.6 | 40.6 | 40.6 | 40.6 | 40.6 | 40.6 | 40.7 |
| GE 12000 | 33.2 | 40.2 | 40.3 | 40.4 | 40.5 | 40.6 | 40.6 | 40.6 | 40.6 | 40.6 | 40.6 | 40.6 | 40.6 | 40.6 | 40.6 | 40.7 |
| GE 10000 | 48.7 | 63.7 | 63.9 | 64.4 | 64.6 | 64.7 | 64.7 | 64.8 | 64.8 | 64.8 | 64.8 | 64.9 | 64.9 | 64.9 | 64.9 | 65.1 |
| GE 9000 | 48.7 | 63.7 | 63.9 | 64.4 | 64.6 | 64.7 | 64.7 | 64.8 | 64.8 | 64.8 | 64.8 | 64.9 | 64.9 | 64.9 | 64.9 | 65.1 |
| GE 8000 | 48.7 | 63.7 | 63.9 | 64.4 | 64.6 | 64.7 | 64.7 | 64.8 | 64.8 | 64.8 | 64.8 | 64.9 | 64.9 | 64.9 | 64.9 | 65.1 |
| GE 7000 | 48.7 | 63.7 | 63.9 | 64.4 | 64.6 | 64.7 | 64.7 | 64.8 | 64.8 | 64.8 | 64.8 | 64.9 | 64.9 | 64.9 | 64.9 | 65.1 |
| GE 6000 | 48.7 | 63.7 | 63.9 | 64.4 | 64.6 | 64.7 | 64.7 | 64.8 | 64.8 | 64.8 | 64.8 | 64.9 | 64.9 | 64.9 | 64.9 | 65.1 |
| GE 5000 | 48.7 | 63.9 | 64.1 | 64.6 | 64.7 | 64.9 | 64.9 | 64.9 | 65.0 | 65.0 | 65.0 | 65.0 | 65.1 | 65.1 | 65.1 | 65.2 |
| GE 4000 | 49.0 | 64.4 | 64.7 | 65.1 | 65.3 | 65.4 | 65.5 | 65.5 | 65.5 | 65.5 | 65.5 | 65.6 | 65.6 | 65.7 | 65.7 | 65.8 |
| GE 3000 | 50.8 | 66.6 | 66.9 | 67.4 | 67.5 | 67.7 | 67.7 | 67.7 | 67.8 | 67.8 | 67.8 | 67.8 | 67.9 | 67.9 | 67.9 | 68.0 |
| GE 3500 | 51.7 | 67.9 | 68.3 | 68.7 | 68.9 | 69.0 | 69.1 | 69.1 | 69.2 | 69.2 | 69.2 | 69.2 | 69.3 | 69.3 | 69.3 | 69.4 |
| GE 3000 | 52.8 | 69.7 | 70.2 | 70.6 | 70.8 | 71.0 | 71.0 | 71.1 | 71.1 | 71.1 | 71.1 | 71.2 | 71.2 | 71.2 | 71.2 | 71.4 |
| GE 2500 | 58.8 | 77.7 | 78.3 | 78.8 | 79.1 | 79.3 | 79.3 | 79.4 | 79.4 | 79.4 | 79.4 | 79.4 | 79.5 | 79.5 | 79.5 | 79.7 |
| GE 2000 | 61.7 | 81.9 | 82.7 | 83.2 | 83.5 | 83.7 | 83.8 | 83.8 | 83.9 | 83.9 | 83.9 | 84.0 | 84.0 | 84.1 | 84.1 | 84.2 |
| GE 1800 | 63.1 | 84.3 | 85.1 | 85.8 | 86.2 | 86.4 | 86.5 | 86.5 | 86.6 | 86.7 | 86.7 | 86.7 | 86.7 | 86.8 | 86.8 | 86.9 |
| GE 1600 | 65.2 | 87.7 | 88.6 | 89.4 | 89.9 | 90.2 | 90.3 | 90.4 | 90.5 | 90.5 | 90.5 | 90.5 | 90.6 | 90.6 | 90.6 | 90.8 |
| GE 1200 | 67.7 | 92.4 | 93.6 | 95.3 | 95.6 | 96.1 | 96.2 | 96.5 | 96.7 | 96.7 | 96.7 | 96.8 | 96.8 | 96.8 | 96.8 | 97.0 |
| GE 1000 | 68.1 | 93.4 | 94.7 | 96.2 | 97.0 | 97.6 | 97.8 | 98.0 | 98.2 | 98.2 | 98.2 | 98.3 | 98.3 | 98.4 | 98.4 | 98.5 |
| GE 900 | 68.3 | 93.7 | 95.0 | 96.5 | 97.4 | 98.0 | 98.1 | 98.4 | 98.6 | 98.7 | 98.7 | 98.7 | 98.7 | 98.8 | 98.8 | 98.9 |
| GE 800 | 68.3 | 93.7 | 95.0 | 96.6 | 97.5 | 98.1 | 98.3 | 98.5 | 98.8 | 98.8 | 98.8 | 98.9 | 99.0 | 99.0 | 99.0 | 99.1 |
| GE 700 | 68.4 | 94.0 | 95.3 | 96.9 | 97.8 | 98.4 | 98.6 | 98.9 | 99.1 | 99.2 | 99.2 | 99.3 | 99.3 | 99.4 | 99.4 | 99.5 |
| GE 600 | 68.4 | 94.1 | 95.5 | 97.0 | 97.9 | 98.6 | 98.7 | 99.0 | 99.3 | 99.4 | 99.4 | 99.4 | 99.5 | 99.5 | 99.5 | 99.7 |
| GE 500 | 68.4 | 94.1 | 95.5 | 97.1 | 98.0 | 98.6 | 98.8 | 99.1 | 99.4 | 99.4 | 99.4 | 99.5 | 99.5 | 99.6 | 99.6 | 99.7 |
| GE 400 | 68.4 | 94.1 | 95.5 | 97.1 | 98.0 | 98.6 | 98.8 | 99.1 | 99.4 | 99.4 | 99.4 | 99.5 | 99.5 | 99.6 | 99.6 | 99.7 |
| GE 300 | 68.4 | 94.1 | 95.5 | 97.1 | 98.0 | 98.6 | 98.8 | 99.1 | 99.4 | 99.4 | 99.4 | 99.5 | 99.5 | 99.6 | 99.6 | 99.7 |
| GE 200 | 68.4 | 94.1 | 95.5 | 97.1 | 98.0 | 98.6 | 98.8 | 99.1 | 99.4 | 99.4 | 99.4 | 99.5 | 99.7 | 99.7 | 99.7 | 99.9 |
| GE 100 | 68.4 | 94.1 | 95.5 | 97.1 | 98.0 | 98.6 | 98.8 | 99.1 | 99.4 | 99.4 | 99.4 | 99.5 | 99.7 | 99.8 | 99.8 | 100.0 |
| GE 0 | 68.4 | 94.1 | 95.5 | 97.1 | 98.0 | 98.6 | 98.8 | 99.1 | 99.4 | 99.4 | 99.4 | 99.5 | 99.7 | 99.8 | 99.8 | 100.0 |

TOTAL NUMBER OF OBSERVATIONS: 2316

GLOBAL CLIMATOLOGY BRANCH
USAFETAC
AIR WEATHER SERVICE/MAC

PERCENTAGE FREQUENCY OF OCCURRENCE OF CEILING VERSUS VISIBILITY
FROM HOURLY OBSERVATIONS

STATION NUMBER: 22550C STATION NAME: ARKHANGELSK USSR

PERIOD OF RECORD: 78-87
MONTH: JUL HOURS(LST): 0000-0200

| CEILING IN FEET | VISIBILITY IN STATUTE MILES | | | | | | | | | | | | | | | |
|---|---|---|---|---|---|---|---|---|---|---|---|---|---|---|---|---|
| | GE 10 | GE 6 | GE 5 | GE 4 | GE 3 | GE 2 1/2 | GE 2 | GE 1 1/2 | GE 1 1/4 | GE 1 | GE 3/4 | GE 5/8 | GE 1/2 | GE 5/16 | GE 1/4 | GE 0 |
| NO CEIL | 25.0 | 37.3 | 37.3 | 38.0 | 38.0 | 38.3 | 38.3 | 38.3 | 38.3 | 38.3 | 38.3 | 38.3 | 38.3 | 38.3 | 38.3 | 38.3 |
| GE 20000 | 33.3 | 45.0 | 45.7 | 46.7 | 46.7 | 47.3 | 47.3 | 47.7 | 47.7 | 47.7 | 47.7 | 47.7 | 47.7 | 47.7 | 47.7 | 47.7 |
| GE 18000 | 33.3 | 45.0 | 45.7 | 46.7 | 46.7 | 47.3 | 47.3 | 47.7 | 47.7 | 47.7 | 47.7 | 47.7 | 47.7 | 47.7 | 47.7 | 47.7 |
| GE 16000 | 33.3 | 45.0 | 45.7 | 46.7 | 46.7 | 47.3 | 47.3 | 47.7 | 47.7 | 47.7 | 47.7 | 47.7 | 47.7 | 47.7 | 47.7 | 47.7 |
| GE 14000 | 33.3 | 45.0 | 45.7 | 46.7 | 46.7 | 47.3 | 47.3 | 47.7 | 47.7 | 47.7 | 47.7 | 47.7 | 47.7 | 47.7 | 47.7 | 47.7 |
| GE 12000 | 33.3 | 45.0 | 45.7 | 46.7 | 46.7 | 47.3 | 47.3 | 47.7 | 47.7 | 47.7 | 47.7 | 47.7 | 47.7 | 47.7 | 47.7 | 47.7 |
| GE 10000 | 42.0 | 65.0 | 65.7 | 67.3 | 67.3 | 68.7 | 68.7 | 69.0 | 69.0 | 69.0 | 69.0 | 69.0 | 69.0 | 69.0 | 69.0 | 69.0 |
| GE 9000 | 42.0 | 65.0 | 65.7 | 67.3 | 67.3 | 68.7 | 68.7 | 69.0 | 69.0 | 69.0 | 69.0 | 69.0 | 69.0 | 69.0 | 69.0 | 69.0 |
| GE 8000 | 42.0 | 65.0 | 65.7 | 67.3 | 67.3 | 68.7 | 68.7 | 69.0 | 69.0 | 69.0 | 69.0 | 69.0 | 69.0 | 69.0 | 69.0 | 69.0 |
| GE 7000 | 42.0 | 65.0 | 65.7 | 67.3 | 67.3 | 68.7 | 68.7 | 69.0 | 69.0 | 69.0 | 69.0 | 69.0 | 69.0 | 69.0 | 69.0 | 69.0 |
| GE 6000 | 42.0 | 65.0 | 65.7 | 67.3 | 67.3 | 68.7 | 68.7 | 69.0 | 69.0 | 69.0 | 69.0 | 69.0 | 69.0 | 69.0 | 69.0 | 69.0 |
| GE 5000 | 43.0 | 66.3 | 67.0 | 68.7 | 68.7 | 70.0 | 70.0 | 70.3 | 70.3 | 70.3 | 70.3 | 70.3 | 70.3 | 70.3 | 70.3 | 70.3 |
| GE 4500 | 43.3 | 66.7 | 67.3 | 69.0 | 69.0 | 70.3 | 70.3 | 70.7 | 70.7 | 70.7 | 70.7 | 70.7 | 70.7 | 70.7 | 70.7 | 70.7 |
| GE 4000 | 44.7 | 68.0 | 68.7 | 70.3 | 70.3 | 71.7 | 71.7 | 72.0 | 72.0 | 72.0 | 72.0 | 72.0 | 72.0 | 72.0 | 72.0 | 72.0 |
| GE 3500 | 45.7 | 69.0 | 69.7 | 71.3 | 71.3 | 72.7 | 72.7 | 73.0 | 73.0 | 73.0 | 73.0 | 73.0 | 73.0 | 73.0 | 73.0 | 73.0 |
| GE 3000 | 46.7 | 70.7 | 71.3 | 73.0 | 73.0 | 74.3 | 74.3 | 74.7 | 74.7 | 74.7 | 74.7 | 74.7 | 74.7 | 74.7 | 74.7 | 74.7 |
| GE 2500 | 47.7 | 72.0 | 72.7 | 74.3 | 74.3 | 75.7 | 75.7 | 76.0 | 76.0 | 76.0 | 76.0 | 76.0 | 76.0 | 76.0 | 76.0 | 76.0 |
| GE 2000 | 50.0 | 75.7 | 76.7 | 78.3 | 78.7 | 80.0 | 80.0 | 80.3 | 80.3 | 80.3 | 80.3 | 80.3 | 80.3 | 80.3 | 80.3 | 80.3 |
| GE 1800 | 51.7 | 77.3 | 78.3 | 80.7 | 81.0 | 82.3 | 82.3 | 82.7 | 82.7 | 82.7 | 82.7 | 83.0 | 83.0 | 83.0 | 83.0 | 83.0 |
| GE 1500 | 53.7 | 81.3 | 82.3 | 85.0 | 85.3 | 86.7 | 86.7 | 87.0 | 87.0 | 87.0 | 87.0 | 87.3 | 87.3 | 87.3 | 87.3 | 87.3 |
| GE 1200 | 56.0 | 85.7 | 87.3 | 90.0 | 90.7 | 92.0 | 92.0 | 92.3 | 92.3 | 92.3 | 92.7 | 93.0 | 93.0 | 93.0 | 93.0 | 93.0 |
| GE 1000 | 56.7 | 88.3 | 90.0 | 93.3 | 94.3 | 95.7 | 95.7 | 96.3 | 96.3 | 96.3 | 96.7 | 97.0 | 97.0 | 97.0 | 97.0 | 97.0 |
| GE 900 | 57.0 | 89.0 | 90.7 | 94.0 | 95.0 | 96.3 | 96.3 | 97.0 | 97.0 | 97.0 | 97.3 | 97.7 | 97.7 | 97.7 | 97.7 | 97.7 |
| GE 800 | 57.0 | 89.7 | 91.7 | 95.3 | 96.3 | 97.7 | 97.7 | 98.3 | 98.3 | 98.3 | 98.7 | 99.0 | 99.0 | 99.0 | 99.0 | 99.0 |
| GE 700 | 57.0 | 89.7 | 91.7 | 95.3 | 96.3 | 97.7 | 97.7 | 98.3 | 98.3 | 98.3 | 98.7 | 99.0 | 99.0 | 99.0 | 99.0 | 99.0 |
| GE 600 | 57.0 | 89.7 | 91.7 | 95.7 | 96.7 | 98.0 | 98.0 | 98.7 | 98.7 | 98.7 | 99.0 | 99.3 | 99.3 | 99.3 | 99.3 | 99.3 |
| GE 500 | 57.0 | 89.7 | 92.0 | 96.0 | 97.0 | 98.3 | 98.3 | 99.0 | 99.0 | 99.0 | 99.3 | 99.7 | 99.7 | 99.7 | 99.7 | 99.7 |
| GE 400 | 57.0 | 89.7 | 92.0 | 96.0 | 97.0 | 98.3 | 98.3 | 99.0 | 99.0 | 99.0 | 99.3 | 99.7 | 99.7 | 99.7 | 99.7 | 99.7 |
| GE 300 | 57.0 | 89.7 | 92.0 | 96.0 | 97.0 | 98.3 | 98.3 | 99.0 | 99.0 | 99.0 | 99.3 | 99.7 | 99.7 | 99.7 | 99.7 | 99.7 |
| GE 200 | 57.0 | 89.7 | 92.0 | 96.0 | 97.0 | 98.3 | 98.3 | 99.0 | 99.0 | 99.0 | 99.3 | 99.7 | 99.7 | 100.0 | 100.0 | 100.0 |
| GE 100 | 57.0 | 89.7 | 92.0 | 96.0 | 97.0 | 98.3 | 98.3 | 99.0 | 99.0 | 99.0 | 99.3 | 99.7 | 99.7 | 100.0 | 100.0 | 100.0 |
| GE 0 | 57.0 | 89.7 | 92.0 | 96.0 | 97.0 | 98.3 | 98.3 | 99.0 | 99.0 | 99.0 | 99.3 | 99.7 | 99.7 | 100.0 | 100.0 | 100.0 |

TOTAL NUMBER OF OBSERVATIONS: 300

GLOBAL CLIMATOLOGY BRANCH
USAFETAC
AIR WEATHER SERVICE/MAC

PERCENTAGE FREQUENCY OF OCCURRENCE OF CEILING VERSUS VISIBILITY
FROM HOURLY OBSERVATIONS

STATION NUMBER: 225500 STATION NAME: ARKHANGELSK USSR

PERIOD OF RECORD: 78-87
MONTH: JUL HOURS(LST): 0300-0500

| CEILING IN FEET | VISIBILITY IN STATUTE MILES | | | | | | | | | | | | | | | |
|---|---|---|---|---|---|---|---|---|---|---|---|---|---|---|---|---|
| | GE 10 | GE 6 | GE 5 | GE 4 | GE 3 | GE 2 1/2 | GE 2 | GE 1 1/2 | GE 1 1/4 | GE 1 | GE 3/4 | GE 5/8 | GE 1/2 | GE 5/16 | GE 1/4 | GE 0 |
| NO CEIL | 29.2 | 36.1 | 36.8 | 37.1 | 37.1 | 37.1 | 37.1 | 37.1 | 37.1 | 37.1 | 37.1 | 37.1 | 37.4 | 37.4 | 37.7 | 38.1 |
| GE 20000 | 30.1 | 45.7 | 46.7 | 47.0 | 47.0 | 47.4 | 47.4 | 47.4 | 47.4 | 47.4 | 47.4 | 47.4 | 47.7 | 47.7 | 48.0 | 48.3 |
| GE 18000 | 30.1 | 45.7 | 46.7 | 47.0 | 47.0 | 47.4 | 47.4 | 47.4 | 47.4 | 47.4 | 47.4 | 47.4 | 47.7 | 47.7 | 48.0 | 48.3 |
| GE 16000 | 30.1 | 45.7 | 46.7 | 47.0 | 47.0 | 47.4 | 47.4 | 47.4 | 47.4 | 47.4 | 47.4 | 47.4 | 47.7 | 47.7 | 48.0 | 48.3 |
| GE 14000 | 30.1 | 45.7 | 46.7 | 47.0 | 47.0 | 47.4 | 47.4 | 47.4 | 47.4 | 47.4 | 47.4 | 47.4 | 47.7 | 47.7 | 48.0 | 48.3 |
| GE 12000 | 30.1 | 45.7 | 46.7 | 47.0 | 47.0 | 47.4 | 47.4 | 47.4 | 47.4 | 47.4 | 47.4 | 47.4 | 47.7 | 47.7 | 48.0 | 48.3 |
| GE 10000 | 44.4 | 67.5 | 68.9 | 69.5 | 69.5 | 70.5 | 70.5 | 70.5 | 70.9 | 70.9 | 70.9 | 70.9 | 71.2 | 71.5 | 71.9 | 72.2 |
| GE 9000 | 44.4 | 67.5 | 68.9 | 69.5 | 69.5 | 70.5 | 70.5 | 70.5 | 70.9 | 70.9 | 70.9 | 70.9 | 71.2 | 71.5 | 71.9 | 72.2 |
| GE 8000 | 44.4 | 67.5 | 68.9 | 69.5 | 69.5 | 70.5 | 70.5 | 70.5 | 70.9 | 70.9 | 70.9 | 70.9 | 71.2 | 71.5 | 71.9 | 72.2 |
| GE 7000 | 44.4 | 67.5 | 68.9 | 69.5 | 69.5 | 70.5 | 70.5 | 70.5 | 70.9 | 70.9 | 70.9 | 70.9 | 71.2 | 71.5 | 71.9 | 72.2 |
| GE 6000 | 44.4 | 67.5 | 68.9 | 69.5 | 69.5 | 70.5 | 70.5 | 70.5 | 70.9 | 70.9 | 70.9 | 70.9 | 71.2 | 71.5 | 71.9 | 72.2 |
| GE 5000 | 44.7 | 67.9 | 69.2 | 69.9 | 69.9 | 70.9 | 70.9 | 70.9 | 71.2 | 71.2 | 71.2 | 71.2 | 71.5 | 71.9 | 72.2 | 72.5 |
| GE 4500 | 45.0 | 68.5 | 69.9 | 70.5 | 70.5 | 71.5 | 71.5 | 71.5 | 71.9 | 71.9 | 71.9 | 71.9 | 72.2 | 72.5 | 72.8 | 73.2 |
| GE 4000 | 45.4 | 69.2 | 70.6 | 71.2 | 71.2 | 72.2 | 72.2 | 72.2 | 72.5 | 72.5 | 72.5 | 72.5 | 72.8 | 73.2 | 73.5 | 73.8 |
| GE 3500 | 46.4 | 70.2 | 71.6 | 72.2 | 72.2 | 73.2 | 73.2 | 73.2 | 73.5 | 73.5 | 73.5 | 73.5 | 73.8 | 74.2 | 74.5 | 74.8 |
| GE 3000 | 47.0 | 71.2 | 72.6 | 73.2 | 73.2 | 74.2 | 74.2 | 74.2 | 74.5 | 74.5 | 74.5 | 74.5 | 74.8 | 75.2 | 75.5 | 75.8 |
| GE 2500 | 49.3 | 73.8 | 75.5 | 76.2 | 76.5 | 77.5 | 77.5 | 77.5 | 77.8 | 77.8 | 77.8 | 77.8 | 78.1 | 78.5 | 78.8 | 79.1 |
| GE 2000 | 50.0 | 76.5 | 78.5 | 79.1 | 79.5 | 80.8 | 80.8 | 80.8 | 81.1 | 81.1 | 81.1 | 81.1 | 81.5 | 81.8 | 82.1 | 82.5 |
| GE 1800 | 51.7 | 78.5 | 80.5 | 81.1 | 81.5 | 82.8 | 82.8 | 82.8 | 83.1 | 83.1 | 83.1 | 83.1 | 83.4 | 83.8 | 84.1 | 84.4 |
| GE 1500 | 53.3 | 81.5 | 83.4 | 84.4 | 85.1 | 86.4 | 86.4 | 86.4 | 86.8 | 86.8 | 86.8 | 86.8 | 87.1 | 87.4 | 87.7 | 88.1 |
| GE 1200 | 55.6 | 85.1 | 87.7 | 89.1 | 89.7 | 91.1 | 91.1 | 91.4 | 91.7 | 91.7 | 91.7 | 91.7 | 92.1 | 92.4 | 92.7 | 93.0 |
| GE 1000 | 56.3 | 87.7 | 90.4 | 92.4 | 93.0 | 94.4 | 94.4 | 94.7 | 95.0 | 95.0 | 95.0 | 95.0 | 95.4 | 95.7 | 96.0 | 96.4 |
| GE 900 | 56.6 | 88.1 | 90.7 | 92.7 | 93.4 | 95.0 | 95.0 | 95.4 | 95.7 | 95.7 | 95.7 | 95.7 | 96.0 | 96.4 | 96.7 | 97.0 |
| GE 800 | 57.0 | 88.4 | 91.1 | 93.0 | 93.7 | 95.4 | 95.4 | 95.7 | 96.0 | 96.0 | 96.0 | 96.0 | 96.4 | 96.7 | 97.0 | 97.4 |
| GE 700 | 57.0 | 88.7 | 91.4 | 93.4 | 94.0 | 95.7 | 96.0 | 96.4 | 97.4 | 97.4 | 97.4 | 97.4 | 97.7 | 98.0 | 98.3 | 98.7 |
| GE 600 | 57.0 | 88.7 | 91.4 | 93.4 | 94.0 | 95.7 | 96.0 | 96.4 | 97.4 | 97.4 | 97.4 | 97.4 | 97.7 | 98.0 | 98.3 | 98.7 |
| GE 500 | 57.0 | 88.7 | 91.4 | 93.4 | 94.0 | 95.7 | 96.0 | 96.4 | 97.4 | 97.4 | 97.4 | 97.4 | 97.7 | 98.3 | 98.7 | 99.0 |
| GE 400 | 57.0 | 88.7 | 91.4 | 93.4 | 94.0 | 95.7 | 96.0 | 96.4 | 97.4 | 97.4 | 97.4 | 97.4 | 97.7 | 98.3 | 98.7 | 99.0 |
| GE 300 | 57.0 | 88.7 | 91.4 | 93.4 | 94.0 | 95.7 | 96.0 | 96.4 | 97.4 | 97.4 | 97.4 | 97.4 | 97.7 | 98.3 | 98.7 | 99.0 |
| GE 200 | 57.0 | 88.7 | 91.4 | 93.4 | 94.0 | 95.7 | 96.0 | 96.4 | 97.4 | 97.4 | 97.4 | 97.4 | 97.7 | 98.7 | 99.0 | 99.3 |
| GE 100 | 57.0 | 88.7 | 91.4 | 93.4 | 94.0 | 95.7 | 96.0 | 96.4 | 97.4 | 97.4 | 97.4 | 97.4 | 97.7 | 98.7 | 99.3 | 100.0 |
| GE 0 | 57.0 | 88.7 | 91.4 | 93.4 | 94.0 | 95.7 | 96.0 | 96.4 | 97.4 | 97.4 | 97.4 | 97.4 | 97.7 | 98.7 | 99.3 | 100.0 |

TOTAL NUMBER OF OBSERVATIONS: 362

GLOBAL CLIMATOLOGY BRANCH
USAFETAC
AIR WEATHER SERVICE/MAC

PERCENTAGE FREQUENCY OF OCCURRENCE OF CEILING VERSUS VISIBILITY
FROM HOURLY OBSERVATIONS

STATION NUMBER: 225500 STATION NAME: ARKHANGELSK USSR PERIOD OF RECORD: 78-87
MONTH: JUL HOURS(LST): 0600-0800

| CEILING IN FEET | VISIBILITY IN STATUTE MILES | | | | | | | | | | | | | | | |
|---|---|---|---|---|---|---|---|---|---|---|---|---|---|---|---|---|
| | GE 10 | GE 6 | GE 5 | GE 4 | GE 3 | GE 2 1/2 | GE 2 | GE 1 1/2 | GE 1 1/4 | GE 1 | GE 3/4 | GE 5/8 | GE 1/2 | GE 5/16 | GE 1/4 | GE 0 |
| NO CEIL | 28.1 | 33.4 | 34.1 | 34.4 | 34.4 | 34.4 | 34.4 | 34.4 | 34.8 | 34.8 | 34.8 | 34.8 | 34.9 | 34.8 | 34.8 | 34.8 |
| GE 20000 | 34.1 | 41.1 | 41.8 | 42.5 | 42.5 | 42.5 | 42.5 | 42.5 | 42.9 | 42.8 | 42.8 | 42.8 | 42.8 | 42.8 | 42.8 | 42.8 |
| GE 18000 | 34.1 | 41.1 | 41.8 | 42.5 | 42.5 | 42.5 | 42.5 | 42.5 | 42.9 | 42.8 | 42.8 | 42.8 | 42.8 | 42.8 | 42.8 | 42.8 |
| GE 16000 | 34.1 | 41.1 | 41.8 | 42.5 | 42.5 | 42.5 | 42.5 | 42.5 | 42.8 | 42.8 | 42.8 | 42.8 | 42.8 | 42.8 | 42.8 | 42.8 |
| GE 14000 | 34.1 | 41.1 | 41.8 | 42.5 | 42.5 | 42.5 | 42.5 | 42.5 | 42.8 | 42.8 | 42.8 | 42.8 | 42.8 | 42.8 | 42.8 | 42.8 |
| GE 12000 | 34.1 | 41.1 | 41.8 | 42.5 | 42.5 | 42.5 | 42.5 | 42.5 | 42.8 | 42.8 | 42.8 | 42.8 | 42.8 | 42.8 | 42.8 | 42.8 |
| GE 10000 | 49.8 | 64.5 | 66.6 | 67.9 | 67.9 | 67.9 | 67.9 | 68.2 | 68.9 | 68.9 | 69.2 | 69.2 | 69.2 | 69.2 | 69.2 | 69.2 |
| GE 9000 | 49.8 | 64.5 | 66.6 | 67.9 | 67.9 | 67.9 | 67.9 | 68.2 | 68.9 | 68.9 | 69.2 | 69.2 | 69.2 | 69.2 | 69.2 | 69.2 |
| GE 8000 | 49.8 | 64.5 | 66.6 | 67.9 | 67.9 | 67.9 | 67.9 | 68.2 | 68.9 | 68.9 | 69.2 | 69.2 | 69.2 | 69.2 | 69.2 | 69.2 |
| GE 7000 | 49.8 | 64.5 | 66.6 | 67.9 | 67.9 | 67.9 | 67.9 | 68.2 | 68.9 | 68.9 | 69.2 | 69.2 | 69.2 | 69.2 | 69.2 | 69.2 |
| GE 6000 | 49.8 | 64.5 | 66.6 | 67.9 | 67.9 | 67.9 | 67.9 | 68.2 | 68.9 | 68.9 | 69.2 | 69.2 | 69.2 | 69.2 | 69.2 | 69.2 |
| GE 5000 | 50.2 | 64.9 | 66.9 | 68.2 | 68.2 | 68.2 | 68.2 | 68.6 | 69.2 | 69.2 | 69.6 | 69.6 | 69.6 | 69.6 | 69.6 | 69.6 |
| GE 4500 | 50.5 | 65.2 | 67.2 | 68.6 | 68.6 | 68.6 | 68.6 | 68.9 | 69.6 | 69.6 | 69.9 | 69.9 | 69.9 | 69.9 | 69.9 | 69.9 |
| GE 4000 | 51.2 | 66.2 | 68.2 | 69.6 | 69.6 | 69.6 | 69.6 | 69.9 | 70.6 | 70.6 | 70.9 | 70.9 | 70.9 | 70.9 | 70.9 | 70.9 |
| GE 3500 | 52.2 | 67.2 | 69.2 | 70.6 | 70.6 | 70.6 | 70.6 | 70.9 | 71.6 | 71.6 | 71.9 | 71.9 | 71.9 | 71.9 | 71.9 | 71.9 |
| GE 3000 | 52.5 | 67.6 | 69.6 | 70.9 | 70.9 | 70.9 | 70.9 | 71.2 | 71.9 | 71.9 | 72.2 | 72.2 | 72.2 | 72.2 | 72.2 | 72.2 |
| GE 2500 | 53.8 | 69.6 | 71.6 | 72.9 | 72.9 | 72.9 | 72.9 | 73.2 | 73.9 | 73.9 | 74.2 | 74.2 | 74.2 | 74.2 | 74.2 | 74.2 |
| GE 2000 | 56.5 | 72.6 | 74.6 | 75.9 | 75.9 | 75.9 | 75.9 | 76.3 | 76.9 | 76.9 | 77.3 | 77.3 | 77.3 | 77.3 | 77.3 | 77.3 |
| GE 1800 | 57.2 | 73.6 | 75.9 | 77.3 | 77.3 | 77.3 | 77.3 | 77.6 | 78.3 | 78.3 | 78.6 | 78.6 | 78.6 | 78.6 | 78.6 | 78.6 |
| GE 1500 | 59.2 | 76.6 | 78.9 | 80.9 | 80.9 | 80.9 | 80.9 | 81.3 | 81.9 | 81.9 | 82.3 | 82.3 | 82.3 | 82.3 | 82.3 | 82.3 |
| GE 1200 | 62.2 | 81.9 | 84.6 | 87.0 | 87.3 | 87.6 | 87.6 | 88.0 | 88.6 | 88.6 | 89.0 | 89.0 | 89.0 | 89.0 | 89.0 | 89.0 |
| GE 1000 | 64.2 | 86.6 | 89.3 | 92.3 | 92.6 | 93.3 | 93.3 | 93.6 | 95.0 | 95.3 | 95.7 | 95.7 | 95.7 | 95.7 | 95.7 | 95.7 |
| GE 900 | 64.5 | 87.3 | 89.6 | 93.0 | 93.3 | 94.0 | 94.0 | 94.3 | 95.7 | 96.0 | 96.3 | 96.3 | 96.3 | 96.3 | 96.3 | 96.3 |
| GE 800 | 64.5 | 87.3 | 90.3 | 93.6 | 94.0 | 94.6 | 94.6 | 95.0 | 96.3 | 96.7 | 97.0 | 97.0 | 97.0 | 97.0 | 97.0 | 97.0 |
| GE 700 | 64.5 | 87.6 | 90.6 | 94.3 | 94.6 | 95.3 | 95.3 | 95.7 | 97.0 | 97.3 | 98.0 | 98.0 | 98.0 | 98.0 | 98.0 | 98.0 |
| GE 600 | 64.5 | 88.3 | 91.3 | 95.0 | 95.3 | 96.0 | 96.0 | 96.3 | 97.7 | 98.0 | 99.0 | 99.0 | 99.0 | 99.0 | 99.0 | 99.0 |
| GE 500 | 64.5 | 88.3 | 91.3 | 95.0 | 95.3 | 96.0 | 96.3 | 96.7 | 98.0 | 98.3 | 99.3 | 99.3 | 99.3 | 99.3 | 99.3 | 99.3 |
| GE 400 | 64.5 | 88.3 | 91.3 | 95.0 | 95.3 | 96.0 | 96.3 | 96.7 | 98.0 | 98.3 | 99.3 | 99.3 | 99.3 | 99.3 | 99.3 | 99.3 |
| GE 300 | 64.5 | 88.3 | 91.3 | 95.0 | 95.3 | 96.0 | 96.3 | 96.7 | 98.0 | 98.3 | 99.3 | 99.3 | 99.3 | 99.3 | 99.3 | 99.3 |
| GE 200 | 64.5 | 88.3 | 91.3 | 95.0 | 95.3 | 96.0 | 96.3 | 96.7 | 98.0 | 98.3 | 99.3 | 99.7 | 99.7 | 100.0 | 100.0 | 100.0 |
| GE 100 | 64.5 | 88.3 | 91.3 | 95.0 | 95.3 | 96.0 | 96.3 | 96.7 | 98.0 | 98.3 | 99.3 | 99.7 | 99.7 | 100.0 | 100.0 | 100.0 |
| GE 0 | 64.5 | 88.3 | 91.3 | 95.0 | 95.3 | 96.0 | 96.3 | 96.7 | 98.0 | 98.3 | 99.3 | 99.7 | 99.7 | 100.0 | 100.0 | 100.0 |

TOTAL NUMBER OF OBSERVATIONS: 299

GLOBAL CLIMATOLOGY BRANCH
USAFETAC
AIR WEATHER SERVICE/MAC

PERCENTAGE FREQUENCY OF OCCURRENCE OF CEILING VERSUS VISIBILITY
FROM HOURLY OBSERVATIONS

STATION NUMBER: 22550C STATION NAME: ARKHANGELSK USSR

PERIOD OF RECORD: 76-87
MONTH: JUL HOURS(LST): 0900-1100

| CEILING IN FEET | VISIBILITY IN STATUTE MILES | | | | | | | | | | | | | | |
|---|---|---|---|---|---|---|---|---|---|---|---|---|---|---|---|
| | GE 10 | GE 6 | GE 5 | GE 4 | GE 3 | GE 2 1/2 | GE 2 | GE 1 1/2 | GE 1 1/4 | GE 1 | GE 3/4 | GE 5/8 | GE 1/2 | GE 5/16 | GE 1/4 | GE 0 |
| NO CEIL | 31.1 | 35.6 | 36.1 | 36.4 | 36.4 | 36.4 | 36.4 | 36.4 | 36.4 | 36.4 | 36.4 | 36.4 | 36.4 | 36.4 | 36.4 | 36.4 |
| GE 20000 | 35.8 | 43.0 | 43.4 | 43.7 | 44.0 | 44.4 | 44.4 | 44.4 | 44.4 | 44.4 | 44.4 | 44.4 | 44.4 | 44.4 | 44.4 | 44.4 |
| GE 18000 | 35.8 | 43.0 | 43.4 | 43.7 | 44.0 | 44.4 | 44.4 | 44.4 | 44.4 | 44.4 | 44.4 | 44.4 | 44.4 | 44.4 | 44.4 | 44.4 |
| GE 16000 | 35.8 | 43.0 | 43.4 | 43.7 | 44.0 | 44.4 | 44.4 | 44.4 | 44.4 | 44.4 | 44.4 | 44.4 | 44.4 | 44.4 | 44.4 | 44.4 |
| GE 14000 | 35.8 | 43.0 | 43.4 | 43.7 | 44.0 | 44.4 | 44.4 | 44.4 | 44.4 | 44.4 | 44.4 | 44.4 | 44.4 | 44.4 | 44.4 | 44.4 |
| GE 12000 | 35.8 | 43.0 | 43.4 | 43.7 | 44.0 | 44.4 | 44.4 | 44.4 | 44.4 | 44.4 | 44.4 | 44.4 | 44.4 | 44.4 | 44.4 | 44.4 |
| GE 10000 | 47.7 | 60.3 | 61.3 | 61.9 | 62.3 | 63.2 | 63.2 | 63.2 | 63.2 | 63.6 | 63.6 | 63.6 | 63.6 | 63.6 | 63.9 | 63.9 |
| GE 9000 | 47.7 | 60.3 | 61.3 | 61.9 | 62.3 | 63.2 | 63.2 | 63.2 | 63.2 | 63.6 | 63.6 | 63.6 | 63.6 | 63.6 | 63.9 | 63.9 |
| GE 8000 | 47.7 | 60.3 | 61.3 | 61.9 | 62.3 | 63.2 | 63.2 | 63.2 | 63.2 | 63.6 | 63.6 | 63.6 | 63.6 | 63.6 | 63.9 | 63.9 |
| GE 7000 | 48.0 | 60.6 | 61.6 | 62.3 | 62.6 | 63.6 | 63.6 | 63.6 | 63.6 | 63.9 | 63.9 | 63.9 | 63.9 | 63.9 | 64.2 | 64.2 |
| GE 6000 | 48.0 | 60.6 | 61.6 | 62.3 | 62.6 | 63.6 | 63.6 | 63.6 | 63.6 | 63.9 | 63.9 | 63.9 | 63.9 | 63.9 | 64.2 | 64.2 |
| GE 5000 | 48.0 | 60.6 | 61.6 | 62.3 | 62.6 | 63.6 | 63.6 | 63.6 | 63.6 | 63.9 | 63.9 | 63.9 | 63.9 | 63.9 | 64.2 | 64.2 |
| GE 4500 | 48.0 | 60.6 | 61.6 | 62.3 | 62.6 | 63.6 | 63.6 | 63.6 | 63.6 | 63.9 | 63.9 | 63.9 | 63.9 | 63.9 | 64.2 | 64.2 |
| GE 4000 | 49.0 | 61.6 | 62.6 | 63.2 | 63.6 | 64.6 | 64.6 | 64.6 | 64.6 | 64.9 | 64.9 | 64.9 | 64.9 | 64.9 | 65.2 | 65.2 |
| GE 3500 | 49.7 | 62.3 | 63.2 | 63.9 | 64.2 | 65.2 | 65.2 | 65.2 | 65.2 | 65.6 | 65.6 | 65.6 | 65.6 | 65.6 | 65.9 | 65.9 |
| GE 3000 | 51.0 | 63.6 | 64.6 | 65.2 | 65.6 | 66.6 | 66.6 | 66.6 | 66.6 | 66.9 | 66.9 | 66.9 | 66.9 | 66.9 | 67.2 | 67.2 |
| GE 2500 | 55.6 | 68.9 | 69.9 | 70.5 | 70.9 | 72.2 | 72.2 | 72.2 | 72.2 | 72.5 | 72.5 | 72.5 | 72.5 | 72.5 | 72.8 | 72.8 |
| GE 2000 | 57.9 | 72.8 | 73.8 | 74.5 | 74.8 | 76.2 | 76.2 | 76.2 | 76.2 | 76.5 | 76.5 | 76.5 | 76.5 | 76.5 | 76.8 | 76.8 |
| GE 1800 | 59.6 | 75.5 | 76.6 | 77.5 | 77.8 | 79.1 | 79.1 | 79.1 | 79.1 | 79.5 | 79.5 | 79.5 | 79.5 | 79.5 | 79.8 | 79.8 |
| GE 1500 | 61.6 | 78.8 | 81.1 | 81.8 | 82.1 | 83.4 | 83.4 | 83.4 | 83.4 | 83.8 | 83.8 | 83.8 | 83.8 | 83.8 | 84.1 | 84.1 |
| GE 1200 | 64.6 | 85.4 | 87.7 | 88.7 | 89.1 | 90.4 | 90.7 | 90.7 | 90.7 | 91.1 | 91.1 | 91.1 | 91.1 | 91.1 | 91.4 | 91.4 |
| GE 1000 | 65.6 | 87.7 | 90.4 | 91.7 | 92.4 | 94.4 | 94.7 | 94.7 | 94.7 | 95.0 | 95.0 | 95.0 | 95.0 | 95.0 | 95.4 | 95.4 |
| GE 900 | 65.6 | 88.1 | 90.7 | 92.4 | 93.0 | 95.0 | 95.4 | 95.4 | 95.4 | 95.7 | 95.7 | 95.7 | 95.7 | 95.7 | 96.0 | 96.0 |
| GE 800 | 65.9 | 89.1 | 91.7 | 93.4 | 94.0 | 96.0 | 96.4 | 96.4 | 96.4 | 96.7 | 96.7 | 96.7 | 96.7 | 96.7 | 97.0 | 97.0 |
| GE 700 | 66.2 | 90.1 | 93.0 | 95.4 | 96.4 | 98.3 | 98.7 | 98.7 | 98.7 | 99.0 | 99.0 | 99.0 | 99.0 | 99.0 | 99.3 | 99.3 |
| GE 600 | 66.2 | 90.1 | 93.0 | 95.4 | 96.4 | 98.3 | 98.7 | 98.7 | 98.7 | 99.0 | 99.0 | 99.0 | 99.0 | 99.0 | 99.3 | 99.3 |
| GE 500 | 66.2 | 90.1 | 93.0 | 95.7 | 96.7 | 98.7 | 99.0 | 99.3 | 99.3 | 99.7 | 99.7 | 99.7 | 99.7 | 99.7 | 100.0 | 100.0 |
| GE 400 | 66.2 | 90.1 | 93.0 | 95.7 | 96.7 | 98.7 | 99.0 | 99.3 | 99.3 | 99.7 | 99.7 | 99.7 | 99.7 | 99.7 | 100.0 | 100.0 |
| GE 300 | 66.2 | 90.1 | 93.0 | 95.7 | 96.7 | 98.7 | 99.0 | 99.3 | 99.3 | 99.7 | 99.7 | 99.7 | 99.7 | 99.7 | 100.0 | 100.0 |
| GE 200 | 66.2 | 90.1 | 93.0 | 95.7 | 96.7 | 98.7 | 99.0 | 99.3 | 99.3 | 99.7 | 99.7 | 99.7 | 99.7 | 99.7 | 100.0 | 100.0 |
| GE 100 | 66.2 | 90.1 | 93.0 | 95.7 | 96.7 | 98.7 | 99.0 | 99.3 | 99.3 | 99.7 | 99.7 | 99.7 | 99.7 | 99.7 | 100.0 | 100.0 |
| GE 0 | 66.2 | 90.1 | 93.0 | 95.7 | 96.7 | 98.7 | 99.0 | 99.3 | 99.3 | 99.7 | 99.7 | 99.7 | 99.7 | 99.7 | 100.0 | 100.0 |

TOTAL NUMBER OF OBSERVATIONS: 302

GLOBAL CLIMATOLOGY BRANCH
USAFETAC
AIR WEATHER SERVICE/MAC

PERCENTAGE FREQUENCY OF OCCURRENCE OF CEILING VERSUS VISIBILITY
FROM HOURLY OBSERVATIONS

STATION NUMBER: 22550C STATION NAME: ARKHANGELSK USSR

PERIOD OF RECORD: 78-87
MONTH: JUL HOURS(LST): 1200-1400

| CEILING IN FEET | VISIBILITY IN STATUTE MILES | | | | | | | | | | | | | | | |
|---|---|---|---|---|---|---|---|---|---|---|---|---|---|---|---|---|
| | GE 10 | GE 6 | GE 5 | GE 4 | GE 3 | GE 2 1/2 | GE 2 | GE 1 1/2 | GE 1 1/4 | GE 1 | GE 3/4 | GE 5/8 | GE 1/2 | GE 5/16 | GE 1/4 | GE 0 |
| NO CEIL | 26.9 | 30.3 | 30.6 | 30.6 | 30.6 | 30.6 | 30.6 | 30.6 | 31.0 | 31.0 | 31.0 | 31.0 | 31.0 | 31.0 | 31.0 | 31.0 |
| GE 20000 | 32.0 | 37.0 | 38.0 | 38.0 | 38.0 | 38.0 | 38.0 | 38.0 | 38.4 | 38.4 | 38.4 | 38.4 | 38.4 | 38.4 | 38.4 | 38.4 |
| GE 18000 | 32.0 | 37.0 | 38.0 | 38.0 | 38.0 | 38.0 | 38.0 | 38.0 | 38.4 | 38.4 | 38.4 | 38.4 | 38.4 | 38.4 | 38.4 | 38.4 |
| GE 16000 | 32.0 | 37.0 | 38.0 | 38.0 | 38.0 | 38.0 | 38.0 | 38.0 | 38.4 | 38.4 | 38.4 | 38.4 | 38.4 | 38.4 | 38.4 | 38.4 |
| GE 14000 | 32.0 | 37.0 | 38.0 | 38.0 | 38.0 | 38.0 | 38.0 | 38.0 | 38.4 | 38.4 | 38.4 | 38.4 | 38.4 | 38.4 | 38.4 | 38.4 |
| GE 12000 | 32.0 | 37.0 | 38.0 | 38.0 | 38.0 | 38.0 | 38.0 | 38.0 | 38.4 | 38.4 | 38.4 | 38.4 | 38.4 | 38.4 | 38.4 | 38.4 |
| GE 10000 | 45.8 | 55.2 | 56.6 | 56.9 | 57.2 | 57.2 | 57.6 | 57.9 | 58.2 | 58.2 | 58.2 | 58.2 | 58.2 | 58.2 | 58.2 | 58.2 |
| GE 9000 | 45.8 | 55.2 | 56.6 | 56.9 | 57.2 | 57.2 | 57.6 | 57.9 | 58.2 | 58.2 | 58.2 | 58.2 | 58.2 | 58.2 | 58.2 | 58.2 |
| GE 8000 | 45.8 | 55.2 | 56.6 | 56.9 | 57.2 | 57.2 | 57.6 | 57.9 | 58.2 | 58.2 | 58.2 | 58.2 | 58.2 | 58.2 | 58.2 | 58.2 |
| GE 7000 | 45.8 | 55.2 | 56.6 | 56.9 | 57.2 | 57.2 | 57.6 | 57.9 | 58.2 | 58.2 | 58.2 | 58.2 | 58.2 | 58.2 | 58.2 | 58.2 |
| GE 6000 | 45.8 | 55.2 | 56.6 | 56.9 | 57.2 | 57.2 | 57.6 | 57.9 | 58.2 | 58.2 | 58.2 | 58.2 | 58.2 | 58.2 | 58.2 | 58.2 |
| GE 5000 | 45.8 | 55.2 | 56.6 | 56.9 | 57.2 | 57.2 | 57.6 | 57.9 | 58.2 | 58.2 | 58.2 | 58.2 | 58.2 | 58.2 | 58.2 | 58.2 |
| GE 4500 | 45.8 | 55.2 | 56.6 | 56.9 | 57.2 | 57.2 | 57.6 | 57.9 | 58.2 | 58.2 | 58.2 | 58.2 | 58.2 | 58.2 | 58.2 | 58.2 |
| GE 4000 | 46.8 | 56.6 | 57.9 | 58.2 | 58.6 | 58.9 | 59.3 | 59.6 | 59.9 | 59.9 | 59.9 | 59.9 | 59.9 | 59.9 | 59.9 | 59.9 |
| GE 3500 | 47.8 | 57.6 | 58.9 | 59.3 | 59.6 | 59.9 | 60.3 | 60.6 | 60.9 | 60.9 | 60.9 | 60.9 | 60.9 | 60.9 | 60.9 | 60.9 |
| GE 3000 | 50.2 | 60.6 | 62.0 | 62.3 | 62.6 | 63.0 | 63.3 | 63.6 | 64.0 | 64.0 | 64.0 | 64.0 | 64.0 | 64.0 | 64.0 | 64.0 |
| GE 2500 | 60.3 | 72.7 | 74.1 | 74.4 | 74.7 | 75.1 | 75.4 | 75.8 | 76.1 | 76.1 | 76.1 | 76.1 | 76.1 | 76.1 | 76.1 | 76.1 |
| GE 2000 | 64.0 | 77.1 | 78.5 | 79.1 | 79.5 | 79.8 | 80.1 | 80.5 | 80.8 | 80.8 | 80.8 | 80.8 | 80.8 | 80.8 | 80.8 | 80.8 |
| GE 1800 | 65.0 | 79.8 | 81.5 | 82.2 | 82.5 | 82.8 | 83.2 | 83.5 | 83.8 | 83.8 | 83.8 | 83.8 | 83.8 | 83.8 | 83.8 | 83.8 |
| GE 1600 | 68.0 | 83.5 | 85.2 | 86.2 | 86.5 | 86.9 | 87.2 | 87.5 | 87.9 | 87.9 | 87.9 | 87.9 | 87.9 | 87.9 | 87.9 | 87.9 |
| GE 1200 | 71.4 | 85.8 | 91.6 | 92.9 | 93.3 | 93.6 | 93.9 | 94.3 | 94.6 | 94.6 | 94.6 | 94.6 | 94.6 | 94.6 | 94.6 | 94.6 |
| GE 1000 | 72.1 | 91.2 | 93.6 | 95.3 | 95.6 | 96.0 | 96.3 | 97.0 | 97.3 | 97.3 | 97.3 | 97.3 | 97.3 | 97.3 | 97.3 | 97.3 |
| GE 900 | 72.1 | 91.9 | 94.6 | 96.6 | 97.0 | 97.3 | 97.6 | 98.3 | 98.7 | 98.7 | 98.7 | 98.7 | 98.7 | 98.7 | 98.7 | 98.7 |
| GE 800 | 72.4 | 92.3 | 94.9 | 97.0 | 97.3 | 97.6 | 98.0 | 98.7 | 99.0 | 99.0 | 99.0 | 99.0 | 99.0 | 99.0 | 99.0 | 99.0 |
| GE 700 | 72.4 | 92.3 | 95.3 | 97.3 | 97.6 | 98.0 | 98.3 | 99.0 | 99.3 | 99.3 | 99.3 | 99.3 | 99.3 | 99.3 | 99.3 | 99.3 |
| GE 600 | 72.4 | 92.3 | 95.3 | 97.3 | 97.6 | 98.3 | 98.7 | 99.3 | 99.7 | 99.7 | 99.7 | 99.7 | 99.7 | 99.7 | 99.7 | 99.7 |
| GE 500 | 72.4 | 92.3 | 95.3 | 97.3 | 97.6 | 98.3 | 98.7 | 99.3 | 99.7 | 99.7 | 99.7 | 99.7 | 99.7 | 99.7 | 99.7 | 99.7 |
| GE 400 | 72.4 | 92.3 | 95.3 | 97.3 | 97.6 | 98.3 | 98.7 | 99.3 | 99.7 | 99.7 | 99.7 | 99.7 | 99.7 | 99.7 | 99.7 | 99.7 |
| GE 300 | 72.4 | 92.3 | 95.3 | 97.3 | 97.6 | 98.3 | 98.7 | 99.3 | 99.7 | 99.7 | 99.7 | 99.7 | 99.7 | 99.7 | 99.7 | 99.7 |
| GE 200 | 72.7 | 92.6 | 95.6 | 97.6 | 98.0 | 98.7 | 99.0 | 99.7 | 100.0 | 100.0 | 100.0 | 100.0 | 100.0 | 100.0 | 100.0 | 100.0 |
| GE 100 | 72.7 | 92.6 | 95.6 | 97.6 | 98.0 | 98.7 | 99.0 | 99.7 | 100.0 | 100.0 | 100.0 | 100.0 | 100.0 | 100.0 | 100.0 | 100.0 |
| GE 0 | 72.7 | 92.6 | 95.6 | 97.6 | 98.0 | 98.7 | 99.0 | 99.7 | 100.0 | 100.0 | 100.0 | 100.0 | 100.0 | 100.0 | 100.0 | 100.0 |

TOTAL NUMBER OF OBSERVATIONS: 297

GLOBAL CLIMATOLOGY BRANCH
USAFETAC
AIR WEATHER SERVICE/MAC

PERCENTAGE FREQUENCY OF OCCURRENCE OF CEILING VERSUS VISIBILITY
FROM HOURLY OBSERVATIONS

STATION NUMBER: 225500 STATION NAME: ARKHANGELSK USSR

PERIOD OF RECORD: 78-87
MONTH: JUL HOURS(LST): 1500-1700

| CEILING IN FEET | VISIBILITY IN STATUTE MILES | | | | | | | | | | | | | | | |
|---|---|---|---|---|---|---|---|---|---|---|---|---|---|---|---|---|
| | GE 10 | GE 6 | GE 5 | GE 4 | GE 3 | GE 2 1/2 | GE 2 | GE 1 1/2 | GE 1 1/4 | GE 1 | GE 3/4 | GE 5/8 | GE 1/2 | GE 5/16 | GE 1/4 | GE 0 |
| NO CEIL | 28.9 | 28.9 | 28.9 | 28.9 | 28.9 | 28.9 | 28.9 | 28.9 | 28.9 | 28.9 | 28.9 | 28.9 | 28.9 | 28.9 | 28.9 | 28.9 |
| GE 20000 | 35.6 | 35.6 | 35.6 | 35.6 | 35.6 | 35.6 | 35.6 | 35.6 | 35.6 | 35.6 | 35.6 | 35.6 | 35.6 | 35.6 | 35.6 | 35.6 |
| GE 18000 | 35.6 | 35.6 | 35.6 | 35.6 | 35.6 | 35.6 | 35.6 | 35.6 | 35.6 | 35.6 | 35.6 | 35.6 | 35.6 | 35.6 | 35.6 | 35.6 |
| GE 16000 | 35.6 | 35.6 | 35.6 | 35.6 | 35.6 | 35.6 | 35.6 | 35.6 | 35.6 | 35.6 | 35.6 | 35.6 | 35.6 | 35.6 | 35.6 | 35.6 |
| GE 14000 | 35.6 | 35.6 | 35.6 | 35.6 | 35.6 | 35.6 | 35.6 | 35.6 | 35.6 | 35.6 | 35.6 | 35.6 | 35.6 | 35.6 | 35.6 | 35.6 |
| GE 12000 | 35.6 | 35.6 | 35.6 | 35.6 | 35.6 | 35.6 | 35.6 | 35.6 | 35.6 | 35.6 | 35.6 | 35.6 | 35.6 | 35.6 | 35.6 | 35.6 |
| GE 10000 | 54.0 | 54.0 | 54.0 | 54.0 | 54.0 | 54.0 | 54.0 | 54.0 | 54.0 | 54.0 | 54.0 | 54.0 | 54.0 | 54.0 | 54.0 | 54.0 |
| GE 9000 | 54.0 | 54.0 | 54.0 | 54.0 | 54.0 | 54.0 | 54.0 | 54.0 | 54.0 | 54.0 | 54.0 | 54.0 | 54.0 | 54.0 | 54.0 | 54.0 |
| GE 8000 | 54.0 | 54.0 | 54.0 | 54.0 | 54.0 | 54.0 | 54.0 | 54.0 | 54.0 | 54.0 | 54.0 | 54.0 | 54.0 | 54.0 | 54.0 | 54.0 |
| GE 7000 | 54.0 | 54.0 | 54.0 | 54.0 | 54.0 | 54.0 | 54.0 | 54.0 | 54.0 | 54.0 | 54.0 | 54.0 | 54.0 | 54.0 | 54.0 | 54.0 |
| GE 6000 | 54.0 | 54.0 | 54.0 | 54.0 | 54.0 | 54.0 | 54.0 | 54.0 | 54.0 | 54.0 | 54.0 | 54.0 | 54.0 | 54.0 | 54.0 | 54.0 |
| GE 5000 | 54.4 | 54.4 | 54.4 | 54.4 | 54.4 | 54.4 | 54.4 | 54.4 | 54.4 | 54.4 | 54.4 | 54.4 | 54.4 | 54.4 | 54.4 | 54.4 |
| GE 4500 | 54.6 | 54.9 | 55.0 | 55.0 | 55.0 | 55.0 | 55.0 | 55.0 | 55.0 | 55.0 | 55.0 | 55.0 | 55.0 | 55.0 | 55.0 | 55.0 |
| GE 4000 | 57.7 | 58.4 | 59.1 | 59.1 | 59.1 | 59.1 | 59.1 | 59.1 | 59.1 | 59.1 | 59.1 | 59.1 | 59.1 | 59.1 | 59.1 | 59.1 |
| GE 3500 | 59.3 | 59.1 | 59.1 | 59.7 | 59.7 | 60.1 | 60.1 | 60.1 | 60.1 | 60.1 | 60.1 | 60.1 | 60.1 | 60.1 | 60.1 | 60.1 |
| GE 3000 | 62.0 | 63.8 | 63.8 | 64.4 | 64.4 | 64.8 | 64.8 | 64.8 | 64.8 | 64.8 | 64.8 | 64.8 | 64.8 | 64.8 | 64.8 | 64.8 |
| GE 2500 | 61.7 | 75.5 | 75.5 | 76.5 | 76.5 | 76.8 | 76.8 | 76.8 | 76.8 | 76.8 | 76.8 | 76.8 | 76.8 | 76.8 | 76.8 | 76.8 |
| GE 2000 | 64.9 | 80.9 | 81.2 | 82.2 | 82.2 | 82.6 | 82.6 | 82.6 | 82.6 | 82.6 | 82.6 | 82.6 | 82.6 | 82.6 | 82.6 | 82.6 |
| GE 1800 | 66.4 | 83.2 | 83.6 | 84.6 | 84.9 | 85.2 | 85.2 | 85.6 | 85.6 | 85.6 | 85.6 | 85.6 | 85.6 | 85.6 | 85.6 | 85.6 |
| GE 1500 | 67.4 | 86.2 | 86.6 | 87.6 | 87.9 | 88.3 | 88.3 | 88.6 | 88.6 | 88.6 | 88.6 | 88.6 | 88.6 | 88.6 | 88.6 | 88.6 |
| GE 1200 | 72.1 | 93.6 | 94.3 | 96.6 | 96.6 | 97.0 | 97.0 | 97.3 | 97.3 | 97.3 | 97.3 | 97.3 | 97.3 | 97.3 | 97.3 | 97.3 |
| GE 1000 | 72.1 | 94.0 | 95.0 | 97.0 | 97.7 | 98.0 | 98.0 | 98.3 | 98.3 | 98.3 | 98.3 | 98.3 | 98.3 | 98.3 | 98.3 | 98.3 |
| GE 900 | 72.5 | 94.6 | 95.6 | 98.0 | 98.7 | 99.0 | 99.0 | 99.3 | 99.3 | 99.3 | 99.3 | 99.3 | 99.3 | 99.3 | 99.3 | 99.3 |
| GE 800 | 72.5 | 94.6 | 95.6 | 98.0 | 98.7 | 99.0 | 99.0 | 99.3 | 99.3 | 99.3 | 99.3 | 99.3 | 99.3 | 99.3 | 99.3 | 99.3 |
| GE 700 | 72.5 | 95.0 | 96.0 | 98.3 | 99.0 | 99.3 | 99.3 | 99.7 | 99.7 | 99.7 | 99.7 | 99.7 | 99.7 | 99.7 | 99.7 | 99.7 |
| GE 600 | 72.5 | 95.3 | 96.0 | 98.3 | 99.0 | 99.3 | 99.3 | 99.7 | 99.7 | 99.7 | 99.7 | 99.7 | 99.7 | 99.7 | 99.7 | 99.7 |
| GE 500 | 72.5 | 95.3 | 96.0 | 98.3 | 99.0 | 99.3 | 99.3 | 99.7 | 99.7 | 99.7 | 99.7 | 99.7 | 99.7 | 99.7 | 99.7 | 99.7 |
| GE 400 | 72.5 | 95.3 | 96.3 | 98.7 | 99.3 | 99.7 | 99.7 | 100.0 | 100.0 | 100.0 | 100.0 | 100.0 | 100.0 | 100.0 | 100.0 | 100.0 |
| GE 300 | 72.5 | 95.3 | 96.3 | 98.7 | 99.3 | 99.7 | 99.7 | 100.0 | 100.0 | 100.0 | 100.0 | 100.0 | 100.0 | 100.0 | 100.0 | 100.0 |
| GE 200 | 72.5 | 95.3 | 96.3 | 98.7 | 99.3 | 99.7 | 99.7 | 100.0 | 100.0 | 100.0 | 100.0 | 100.0 | 100.0 | 100.0 | 100.0 | 100.0 |
| GE 100 | 72.5 | 95.3 | 96.3 | 98.7 | 99.3 | 99.7 | 99.7 | 100.0 | 100.0 | 100.0 | 100.0 | 100.0 | 100.0 | 100.0 | 100.0 | 100.0 |
| GE 0 | 72.5 | 95.3 | 96.3 | 98.7 | 99.3 | 99.7 | 99.7 | 100.0 | 100.0 | 100.0 | 100.0 | 100.0 | 100.0 | 100.0 | 100.0 | 100.0 |

TOTAL NUMBER OF OBSERVATIONS: 298

AD-A190 727 ARKHANGELSK USSR LIMITED SURFACE OBSERVATIONS CLIMATIC SUMMARY (LISOCS) PARTS A-F(U) AIR FORCE ENVIRONMENTAL TECHNICAL APPLICATIONS CENTER SCOTT A.. JAN 88 3/3

UNCLASSIFIED USAFETAC/DS-88/003 F/G 4/2 NL






MICROCOPY RESOLUTION TEST CHART
NATIONAL BUREAU OF STANDARDS 1963

GLOBAL CLIMATOLOGY BRANCH
USAFETAC
AIR WEATHER SERVICE/MAC

PERCENTAGE FREQUENCY OF OCCURRENCE OF CEILING VERSUS VISIBILITY
FROM HOURLY OBSERVATIONS

STATION NUMBER: 22550C STATION NAME: ARKHANGELSK USSR

PERIOD OF RECORD: 78-87
MONTH: JUL HOURS(LST): 1800-2000

| CEILING IN FEET | VISIBILITY IN STATUTE MILES | | | | | | | | | | | | | | | |
|---|---|---|---|---|---|---|---|---|---|---|---|---|---|---|---|---|
| | GE 10 | GE 6 | GE 5 | GE 4 | GE 3 | GE 2 1/2 | GE 2 | GE 1 1/2 | GE 1 1/4 | GE 1 | GE 3/4 | GE 5/8 | GE 1/2 | GE 5/16 | GE 1/4 | GE 0 |
| NO CEIL | 25.9 | 33.8 | 33.8 | 34.1 | 34.1 | 34.1 | 34.1 | 34.1 | 34.1 | 34.1 | 34.1 | 34.1 | 34.1 | 34.1 | 34.1 | 34.1 |
| GE 20000 | 31.4 | 41.4 | 41.4 | 41.7 | 41.7 | 41.7 | 41.7 | 41.7 | 41.7 | 41.7 | 41.7 | 41.7 | 41.7 | 41.7 | 41.7 | 41.7 |
| GE 18000 | 31.4 | 41.4 | 41.4 | 41.7 | 41.7 | 41.7 | 41.7 | 41.7 | 41.7 | 41.7 | 41.7 | 41.7 | 41.7 | 41.7 | 41.7 | 41.7 |
| GE 16000 | 31.4 | 41.4 | 41.4 | 41.7 | 41.7 | 41.7 | 41.7 | 41.7 | 41.7 | 41.7 | 41.7 | 41.7 | 41.7 | 41.7 | 41.7 | 41.7 |
| GE 14000 | 31.4 | 41.4 | 41.4 | 41.7 | 41.7 | 41.7 | 41.7 | 41.7 | 41.7 | 41.7 | 41.7 | 41.7 | 41.7 | 41.7 | 41.7 | 41.7 |
| GE 12000 | 31.4 | 41.4 | 41.4 | 41.7 | 41.7 | 41.7 | 41.7 | 41.7 | 41.7 | 41.7 | 41.7 | 41.7 | 41.7 | 41.7 | 41.7 | 41.7 |
| GE 10000 | 47.6 | 66.2 | 66.6 | 67.2 | 67.9 | 67.9 | 67.9 | 67.9 | 67.9 | 67.9 | 67.9 | 67.9 | 67.9 | 67.9 | 67.9 | 67.9 |
| GE 9000 | 47.6 | 66.2 | 66.6 | 67.2 | 67.9 | 67.9 | 67.9 | 67.9 | 67.9 | 67.9 | 67.9 | 67.9 | 67.9 | 67.9 | 67.9 | 67.9 |
| GE 8000 | 47.6 | 66.2 | 66.6 | 67.2 | 67.9 | 67.9 | 67.9 | 67.9 | 67.9 | 67.9 | 67.9 | 67.9 | 67.9 | 67.9 | 67.9 | 67.9 |
| GE 7000 | 47.6 | 66.2 | 66.6 | 67.2 | 67.9 | 67.9 | 67.9 | 67.9 | 67.9 | 67.9 | 67.9 | 67.9 | 67.9 | 67.9 | 67.9 | 67.9 |
| GE 6000 | 47.6 | 66.2 | 66.6 | 67.2 | 67.9 | 67.9 | 67.9 | 67.9 | 67.9 | 67.9 | 67.9 | 67.9 | 67.9 | 67.9 | 67.9 | 67.9 |
| GE 5000 | 47.9 | 66.6 | 66.9 | 67.6 | 68.3 | 68.3 | 68.3 | 68.3 | 68.3 | 68.3 | 68.3 | 68.3 | 68.3 | 68.3 | 68.3 | 68.3 |
| GE 4500 | 48.6 | 67.2 | 67.6 | 68.3 | 69.0 | 69.0 | 69.0 | 69.0 | 69.0 | 69.0 | 69.0 | 69.0 | 69.0 | 69.0 | 69.0 | 69.0 |
| GE 4000 | 50.0 | 68.6 | 69.0 | 69.7 | 70.3 | 70.3 | 70.3 | 70.3 | 70.3 | 70.3 | 70.3 | 70.3 | 70.3 | 70.3 | 70.3 | 70.3 |
| GE 3500 | 50.3 | 69.3 | 69.7 | 70.3 | 71.0 | 71.0 | 71.0 | 71.0 | 71.0 | 71.0 | 71.0 | 71.4 | 71.4 | 71.4 | 71.4 | 71.4 |
| GE 3000 | 52.4 | 72.4 | 72.8 | 73.4 | 74.1 | 74.1 | 74.1 | 74.1 | 74.1 | 74.1 | 74.1 | 74.5 | 74.5 | 74.5 | 74.5 | 74.5 |
| GE 2500 | 57.9 | 78.6 | 79.3 | 80.0 | 80.7 | 80.7 | 80.7 | 80.7 | 80.7 | 80.7 | 80.7 | 81.0 | 81.0 | 81.0 | 81.0 | 81.0 |
| GE 2000 | 59.7 | 82.1 | 83.1 | 84.1 | 84.8 | 84.8 | 84.8 | 84.8 | 84.8 | 84.8 | 84.8 | 85.2 | 85.2 | 85.2 | 85.2 | 85.2 |
| GE 1800 | 61.4 | 84.1 | 85.2 | 86.2 | 86.9 | 86.9 | 86.9 | 86.9 | 86.9 | 86.9 | 86.9 | 87.2 | 87.2 | 87.2 | 87.2 | 87.2 |
| GE 1500 | 63.4 | 87.2 | 88.3 | 89.7 | 90.3 | 90.3 | 90.3 | 90.3 | 90.3 | 90.3 | 90.3 | 90.7 | 90.7 | 90.7 | 90.7 | 90.7 |
| GE 1200 | 66.6 | 93.4 | 94.5 | 96.2 | 96.9 | 96.9 | 96.9 | 96.9 | 96.9 | 96.9 | 96.9 | 97.2 | 97.2 | 97.2 | 97.2 | 97.2 |
| GE 1000 | 66.6 | 94.8 | 96.2 | 97.9 | 99.0 | 99.3 | 99.3 | 99.3 | 99.3 | 99.3 | 99.3 | 99.7 | 99.7 | 99.7 | 99.7 | 99.7 |
| GE 900 | 66.6 | 94.8 | 96.2 | 97.9 | 99.0 | 99.3 | 99.3 | 99.3 | 99.3 | 99.3 | 99.3 | 99.7 | 99.7 | 99.7 | 99.7 | 99.7 |
| GE 800 | 66.6 | 94.8 | 96.2 | 97.9 | 99.0 | 99.3 | 99.3 | 99.3 | 99.3 | 99.3 | 99.3 | 99.7 | 99.7 | 99.7 | 99.7 | 99.7 |
| GE 700 | 66.9 | 95.2 | 96.6 | 98.3 | 99.3 | 99.7 | 99.7 | 99.7 | 99.7 | 99.7 | 99.7 | 100.0 | 100.0 | 100.0 | 100.0 | 100.0 |
| GE 600 | 66.9 | 95.2 | 96.6 | 98.3 | 99.3 | 99.7 | 99.7 | 99.7 | 99.7 | 99.7 | 99.7 | 100.0 | 100.0 | 100.0 | 100.0 | 100.0 |
| GE 500 | 66.9 | 95.2 | 96.6 | 98.3 | 99.3 | 99.7 | 99.7 | 99.7 | 99.7 | 99.7 | 99.7 | 100.0 | 100.0 | 100.0 | 100.0 | 100.0 |
| GE 400 | 66.9 | 95.2 | 96.6 | 98.3 | 99.3 | 99.7 | 99.7 | 99.7 | 99.7 | 99.7 | 99.7 | 100.0 | 100.0 | 100.0 | 100.0 | 100.0 |
| GE 300 | 66.9 | 95.2 | 96.6 | 98.3 | 99.3 | 99.7 | 99.7 | 99.7 | 99.7 | 99.7 | 99.7 | 100.0 | 100.0 | 100.0 | 100.0 | 100.0 |
| GE 200 | 66.9 | 95.2 | 96.6 | 98.3 | 99.3 | 99.7 | 99.7 | 99.7 | 99.7 | 99.7 | 99.7 | 100.0 | 100.0 | 100.0 | 100.0 | 100.0 |
| GE 100 | 66.9 | 95.2 | 96.6 | 98.3 | 99.3 | 99.7 | 99.7 | 99.7 | 99.7 | 99.7 | 99.7 | 100.0 | 100.0 | 100.0 | 100.0 | 100.0 |
| GE 0 | 66.9 | 95.2 | 96.6 | 98.3 | 99.3 | 99.7 | 99.7 | 99.7 | 99.7 | 99.7 | 99.7 | 100.0 | 100.0 | 100.0 | 100.0 | 100.0 |

TOTAL NUMPER OF OBSERVATIONS: 290

GLOBAL CLIMATOLOGY BRANCH
USAFETAC
AIR WEATHER SERVICE/MAC

PERCENTAGE FREQUENCY OF OCCURRENCE OF CEILING VERSUS VISIBILITY
FROM HOURLY OBSERVATIONS

STATION NUMBER: 22550C STATION NAME: ARKHANGELSK USSR

PERIOD OF RECORD: 78-87
MONTH: JUL HOURS(LST): 2100-2300

| CEILING IN FEET | VISIBILITY IN STATUTE MILES | | | | | | | | | | | | | | | |
|---|---|---|---|---|---|---|---|---|---|---|---|---|---|---|---|---|
| | GE 10 | GE 6 | GE 5 | GE 4 | GE 3 | GE 2 1/2 | GE 2 | GE 1 1/2 | GE 1 1/4 | GE 1 | GE 7/8 | GE 5/8 | GE 1/2 | GE 5/16 | GE 1/4 | GE 0 |
| NO CEIL | 28.6 | 35.5 | 35.5 | 36.5 | 36.5 | 36.5 | 36.8 | 36.8 | 36.8 | 36.8 | 36.8 | 36.8 | 36.8 | 36.8 | 36.8 | 36.8 |
| GE 20000 | 34.2 | 42.8 | 43.4 | 44.4 | 44.7 | 44.7 | 45.1 | 45.1 | 45.1 | 45.1 | 45.1 | 45.1 | 45.1 | 45.1 | 45.1 | 45.1 |
| GE 18000 | 34.2 | 42.8 | 43.4 | 44.4 | 44.7 | 44.7 | 45.1 | 45.1 | 45.1 | 45.1 | 45.1 | 45.1 | 45.1 | 45.1 | 45.1 | 45.1 |
| GE 16000 | 34.2 | 42.8 | 43.4 | 44.4 | 44.7 | 44.7 | 45.1 | 45.1 | 45.1 | 45.1 | 45.1 | 45.1 | 45.1 | 45.1 | 45.1 | 45.1 |
| GE 14000 | 34.2 | 42.8 | 43.4 | 44.4 | 44.7 | 44.7 | 45.1 | 45.1 | 45.1 | 45.1 | 45.1 | 45.1 | 45.1 | 45.1 | 45.1 | 45.1 |
| GE 12000 | 34.2 | 42.8 | 43.4 | 44.4 | 44.7 | 44.7 | 45.1 | 45.1 | 45.1 | 45.1 | 45.1 | 45.1 | 45.1 | 45.1 | 45.1 | 45.1 |
| GE 10000 | 52.6 | 69.1 | 70.4 | 72.0 | 72.4 | 72.4 | 72.7 | 72.7 | 72.7 | 72.7 | 72.7 | 72.7 | 72.7 | 72.7 | 72.7 | 72.7 |
| GE 9000 | 52.6 | 69.1 | 70.4 | 72.0 | 72.4 | 72.4 | 72.7 | 72.7 | 72.7 | 72.7 | 72.7 | 72.7 | 72.7 | 72.7 | 72.7 | 72.7 |
| GE 8000 | 52.6 | 69.1 | 70.4 | 72.0 | 72.4 | 72.4 | 72.7 | 72.7 | 72.7 | 72.7 | 72.7 | 72.7 | 72.7 | 72.7 | 72.7 | 72.7 |
| GE 7000 | 52.6 | 69.1 | 70.4 | 72.0 | 72.4 | 72.4 | 72.7 | 72.7 | 72.7 | 72.7 | 72.7 | 72.7 | 72.7 | 72.7 | 72.7 | 72.7 |
| GE 6000 | 52.6 | 69.1 | 70.4 | 72.0 | 72.4 | 72.4 | 72.7 | 72.7 | 72.7 | 72.7 | 72.7 | 72.7 | 72.7 | 72.7 | 72.7 | 72.7 |
| GE 5000 | 53.0 | 69.7 | 71.1 | 72.7 | 73.0 | 73.0 | 73.4 | 73.4 | 73.4 | 73.4 | 73.4 | 73.4 | 73.4 | 73.4 | 73.4 | 73.4 |
| GE 4500 | 53.9 | 70.7 | 72.0 | 73.7 | 74.0 | 74.0 | 74.3 | 74.3 | 74.3 | 74.3 | 74.3 | 74.3 | 74.3 | 74.3 | 74.3 | 74.3 |
| GE 4000 | 54.9 | 71.7 | 73.0 | 74.7 | 75.0 | 75.0 | 75.3 | 75.3 | 75.3 | 75.3 | 75.3 | 75.3 | 75.3 | 75.3 | 75.3 | 75.3 |
| GE 3500 | 55.6 | 72.4 | 73.7 | 75.3 | 75.7 | 75.7 | 76.0 | 76.0 | 76.0 | 76.0 | 76.0 | 76.0 | 76.0 | 76.0 | 76.0 | 76.0 |
| GE 3000 | 57.2 | 74.0 | 75.3 | 77.0 | 77.3 | 77.3 | 77.6 | 77.6 | 77.6 | 77.6 | 77.6 | 77.6 | 77.6 | 77.6 | 77.6 | 77.6 |
| GE 2500 | 59.2 | 77.0 | 78.3 | 79.9 | 80.3 | 80.3 | 80.6 | 80.6 | 80.6 | 80.6 | 80.6 | 80.6 | 80.6 | 80.6 | 80.6 | 80.6 |
| GE 2000 | 60.9 | 80.3 | 81.6 | 83.6 | 83.9 | 83.9 | 84.2 | 84.2 | 84.2 | 84.2 | 84.2 | 84.2 | 84.2 | 84.2 | 84.2 | 84.2 |
| GE 1800 | 61.2 | 81.6 | 82.9 | 84.9 | 85.2 | 85.2 | 85.5 | 85.5 | 85.5 | 85.5 | 85.5 | 85.5 | 85.5 | 85.5 | 85.5 | 85.5 |
| GE 1500 | 64.8 | 86.8 | 88.2 | 90.1 | 90.5 | 90.5 | 90.8 | 90.8 | 90.8 | 91.1 | 91.1 | 91.1 | 91.1 | 91.1 | 91.1 | 91.1 |
| GE 1200 | 66.8 | 91.1 | 92.6 | 95.1 | 95.7 | 95.7 | 96.1 | 96.1 | 96.4 | 96.7 | 96.7 | 96.7 | 96.7 | 96.7 | 96.7 | 96.7 |
| GE 1000 | 67.1 | 92.8 | 94.7 | 97.0 | 98.7 | 98.7 | 99.0 | 99.0 | 99.3 | 99.7 | 99.7 | 99.7 | 99.7 | 99.7 | 99.7 | 99.7 |
| GE 900 | 67.1 | 92.8 | 94.7 | 97.0 | 98.7 | 98.7 | 99.0 | 99.0 | 99.3 | 99.7 | 99.7 | 99.7 | 99.7 | 99.7 | 99.7 | 99.7 |
| GE 800 | 67.1 | 92.8 | 94.7 | 97.0 | 98.7 | 98.7 | 99.0 | 99.0 | 99.3 | 99.7 | 99.7 | 99.7 | 99.7 | 99.7 | 99.7 | 99.7 |
| GE 700 | 67.1 | 92.8 | 94.7 | 97.0 | 98.7 | 98.7 | 99.0 | 99.0 | 99.3 | 99.7 | 99.7 | 99.7 | 99.7 | 99.7 | 99.7 | 99.7 |
| GE 600 | 67.1 | 92.8 | 94.7 | 97.0 | 98.7 | 98.7 | 99.0 | 99.0 | 99.3 | 99.7 | 99.7 | 99.7 | 99.7 | 99.7 | 99.7 | 99.7 |
| GE 500 | 67.1 | 92.8 | 94.7 | 97.0 | 98.7 | 98.7 | 99.0 | 99.0 | 99.7 | 100.0 | 100.0 | 100.0 | 100.0 | 100.0 | 100.0 | 100.0 |
| GE 400 | 67.1 | 92.8 | 94.7 | 97.0 | 98.7 | 98.7 | 99.0 | 99.0 | 99.7 | 100.0 | 100.0 | 100.0 | 100.0 | 100.0 | 100.0 | 100.0 |
| GE 300 | 67.1 | 92.8 | 94.7 | 97.0 | 98.7 | 98.7 | 99.0 | 99.0 | 99.7 | 100.0 | 100.0 | 100.0 | 100.0 | 100.0 | 100.0 | 100.0 |
| GE 200 | 67.1 | 92.8 | 94.7 | 97.0 | 98.7 | 98.7 | 99.0 | 99.0 | 99.7 | 100.0 | 100.0 | 100.0 | 100.0 | 100.0 | 100.0 | 100.0 |
| GE 100 | 67.1 | 92.8 | 94.7 | 97.0 | 98.7 | 98.7 | 99.0 | 99.0 | 99.7 | 100.0 | 100.0 | 100.0 | 100.0 | 100.0 | 100.0 | 100.0 |
| GE 0 | 67.1 | 92.8 | 94.7 | 97.0 | 98.7 | 98.7 | 99.0 | 99.0 | 99.7 | 100.0 | 100.0 | 100.0 | 100.0 | 100.0 | 100.0 | 100.0 |

TOTAL NUMBER OF OBSERVATIONS: 304

GLOBAL CLIMATOLOGY BRANCH
USAFETAC
AIR WEATHER SERVICE/MAC

PERCENTAGE FREQUENCY OF OCCURRENCE OF CEILING VERSUS VISIBILITY
FROM HOURLY OBSERVATIONS

STATION NUMBER: 22550C STATION NAME: ARKHANGELSK USSR PERIOD OF RECORD: 78-87
MONTH: JUL HOURS(LST): ALL

| CEILING IN FEET | VISIBILITY IN STATUTE MILES: GE 10 | GE 6 | GE 5 | GE 4 | GE 3 | GE 2 1/2 | GE 2 | GE 1 1/2 | GE 1 1/4 | GE 1 | GE 3/4 | GE 5/8 | GE 1/2 | GE 9/16 | GE 1/4 | GE 0 |
|---|---|---|---|---|---|---|---|---|---|---|---|---|---|---|---|---|
| NO CEIL | 27.0 | 33.9 | 34.2 | 34.5 | 34.5 | 34.6 | 34.6 | 34.6 | 34.7 | 34.7 | 34.7 | 34.7 | 34.7 | 34.7 | 34.8 | 34.8 |
| GE 20000 | 32.4 | 41.4 | 42.0 | 42.5 | 42.6 | 42.7 | 42.8 | 42.8 | 42.9 | 42.9 | 42.9 | 42.9 | 42.9 | 42.9 | 43.0 | 43.0 |
| GE 18000 | 32.4 | 41.4 | 42.0 | 42.5 | 42.6 | 42.7 | 42.8 | 42.8 | 42.9 | 42.9 | 42.9 | 42.9 | 42.9 | 42.9 | 43.0 | 43.0 |
| GE 16000 | 32.4 | 41.4 | 42.0 | 42.5 | 42.6 | 42.7 | 42.8 | 42.8 | 42.9 | 42.9 | 42.9 | 42.9 | 42.9 | 42.9 | 43.0 | 43.0 |
| GE 14000 | 32.4 | 41.4 | 42.0 | 42.5 | 42.6 | 42.7 | 42.8 | 42.8 | 42.9 | 42.9 | 42.9 | 42.9 | 42.9 | 42.9 | 43.0 | 43.0 |
| GE 12000 | 32.4 | 41.4 | 42.0 | 42.5 | 42.6 | 42.7 | 42.8 | 42.8 | 42.9 | 42.9 | 42.9 | 42.9 | 42.9 | 42.9 | 43.0 | 43.0 |
| GE 10000 | 46.7 | 62.7 | 63.7 | 64.6 | 64.8 | 65.3 | 65.3 | 65.5 | 65.6 | 65.7 | 65.7 | 65.7 | 65.8 | 65.8 | 65.9 | 65.9 |
| GE 9000 | 46.7 | 62.7 | 63.7 | 64.6 | 64.8 | 65.3 | 65.3 | 65.5 | 65.6 | 65.7 | 65.7 | 65.7 | 65.8 | 65.8 | 65.9 | 65.9 |
| GE 8000 | 46.7 | 62.7 | 63.7 | 64.6 | 64.8 | 65.3 | 65.3 | 65.5 | 65.6 | 65.7 | 65.7 | 65.7 | 65.8 | 65.8 | 65.9 | 65.9 |
| GE 7000 | 46.8 | 62.7 | 63.7 | 64.7 | 64.9 | 65.3 | 65.4 | 65.5 | 65.7 | 65.7 | 65.8 | 65.8 | 65.8 | 65.8 | 65.9 | 66.0 |
| GE 6000 | 46.8 | 62.7 | 63.7 | 64.7 | 64.9 | 65.3 | 65.4 | 65.5 | 65.7 | 65.7 | 65.8 | 65.8 | 65.8 | 65.8 | 65.9 | 66.0 |
| GE 5000 | 47.1 | 63.1 | 64.1 | 65.1 | 65.3 | 65.7 | 65.8 | 65.9 | 66.1 | 66.1 | 66.2 | 66.2 | 66.2 | 66.3 | 66.3 | 66.4 |
| GE 4500 | 47.5 | 63.6 | 64.6 | 65.6 | 65.8 | 66.2 | 66.3 | 66.4 | 66.6 | 66.6 | 66.6 | 66.6 | 66.7 | 66.7 | 66.8 | 66.8 |
| GE 4000 | 48.7 | 65.1 | 66.1 | 67.0 | 67.2 | 67.7 | 67.8 | 67.9 | 68.1 | 68.1 | 68.1 | 68.1 | 68.2 | 68.2 | 68.3 | 68.4 |
| GE 3500 | 49.5 | 65.9 | 66.9 | 67.9 | 68.1 | 68.6 | 68.6 | 68.8 | 68.9 | 69.0 | 69.0 | 69.1 | 69.1 | 69.1 | 69.2 | 69.3 |
| GE 3000 | 51.1 | 68.0 | 69.0 | 69.9 | 70.2 | 70.7 | 70.7 | 70.9 | 71.0 | 71.1 | 71.1 | 71.2 | 71.2 | 71.2 | 71.3 | 71.4 |
| GE 2500 | 55.6 | 73.5 | 74.6 | 75.6 | 75.8 | 76.4 | 76.5 | 76.6 | 76.8 | 76.8 | 76.8 | 76.9 | 76.9 | 77.0 | 77.0 | 77.1 |
| GE 2000 | 57.9 | 77.2 | 78.5 | 79.6 | 79.9 | 80.5 | 80.6 | 80.7 | 80.9 | 80.9 | 80.9 | 81.0 | 81.0 | 81.1 | 81.1 | 81.2 |
| GE 1800 | 59.2 | 79.2 | 80.6 | 81.8 | 82.1 | 82.7 | 82.8 | 82.9 | 83.1 | 83.2 | 83.2 | 83.3 | 83.3 | 83.4 | 83.4 | 83.5 |
| GE 1500 | 61.4 | 82.7 | 84.2 | 85.7 | 86.1 | 86.7 | 86.7 | 86.9 | 87.1 | 87.2 | 87.2 | 87.3 | 87.3 | 87.4 | 87.5 | 87.5 |
| GE 1200 | 64.4 | 88.2 | 90.1 | 91.8 | 92.4 | 93.0 | 93.1 | 93.4 | 93.6 | 93.6 | 93.7 | 93.8 | 93.9 | 93.9 | 94.0 | 94.0 |
| GE 1000 | 65.1 | 90.4 | 92.4 | 94.6 | 95.4 | 96.2 | 96.3 | 96.6 | 96.9 | 97.0 | 97.1 | 97.2 | 97.2 | 97.3 | 97.4 | 97.4 |
| GE 900 | 65.2 | 90.8 | 92.9 | 95.2 | 96.0 | 96.8 | 96.9 | 97.2 | 97.5 | 97.7 | 97.7 | 97.8 | 97.9 | 97.9 | 98.0 | 98.0 |
| GE 800 | 65.3 | 91.1 | 93.3 | 95.7 | 96.4 | 97.3 | 97.4 | 97.7 | 98.0 | 98.1 | 98.2 | 98.3 | 98.3 | 98.4 | 98.5 | 98.5 |
| GE 700 | 65.4 | 91.4 | 93.6 | 96.2 | 97.0 | 97.8 | 98.0 | 98.3 | 98.7 | 98.8 | 98.9 | 99.0 | 99.0 | 99.1 | 99.2 | 99.2 |
| GE 600 | 65.4 | 91.5 | 93.7 | 96.3 | 97.1 | 98.0 | 98.2 | 98.5 | 98.8 | 99.0 | 99.1 | 99.2 | 99.2 | 99.3 | 99.4 | 99.4 |
| GE 500 | 65.4 | 91.5 | 93.8 | 96.4 | 97.2 | 98.1 | 98.3 | 98.6 | 99.0 | 99.2 | 99.3 | 99.4 | 99.5 | 99.5 | 99.6 | 99.7 |
| GE 400 | 65.4 | 91.5 | 93.8 | 96.4 | 97.2 | 98.1 | 98.3 | 98.7 | 99.1 | 99.2 | 99.4 | 99.5 | 99.5 | 99.6 | 99.7 | 99.7 |
| GE 300 | 65.4 | 91.5 | 93.8 | 96.4 | 97.2 | 98.1 | 98.3 | 98.7 | 99.1 | 99.2 | 99.4 | 99.5 | 99.5 | 99.6 | 99.7 | 99.7 |
| GE 200 | 65.5 | 91.6 | 93.9 | 96.4 | 97.3 | 98.2 | 98.4 | 98.7 | 99.1 | 99.2 | 99.4 | 99.5 | 99.6 | 99.8 | 99.9 | 99.9 |
| GE 100 | 65.5 | 91.6 | 93.9 | 96.4 | 97.3 | 98.2 | 98.4 | 98.7 | 99.1 | 99.2 | 99.4 | 99.5 | 99.6 | 99.8 | 99.9 | 100.0 |
| GE 0 | 65.5 | 91.6 | 93.9 | 96.4 | 97.3 | 98.2 | 98.4 | 98.7 | 99.1 | 99.2 | 99.4 | 99.5 | 99.6 | 99.8 | 99.9 | 100.0 |

TOTAL NUMBER OF OBSERVATIONS: 2392

GLOBAL CLIMATOLOGY BRANCH
USAFETAC
AIR WEATHER SERVICE/MAC

PERCENTAGE FREQUENCY OF OCCURRENCE OF CEILING VERSUS VISIBILITY
FROM HOURLY OBSERVATIONS

STATION NUMBER: 22550C STATION NAME: ARKHANGELSK USSR

PERIOD OF RECORD: 78-87
MONTH: AUG HOURS(LST): 0000-0200

| CEILING IN FEET | VISIBILITY IN STATUTE MILES | | | | | | | | | | | | | | | |
|---|---|---|---|---|---|---|---|---|---|---|---|---|---|---|---|---|
| | GE 10 | GE 6 | GE 5 | GE 4 | GE 3 | GE 2 1/2 | GE 2 | GE 1 1/2 | GE 1 1/4 | GE 1 | GE 3/4 | GE 5/8 | GE 1/2 | GE 5/16 | GE 1/4 | GE 0 |
| NO CEIL | 17.0 | 26.3 | 27.3 | 28.0 | 28.0 | 28.0 | 28.0 | 28.0 | 28.3 | 28.3 | 28.3 | 28.3 | 28.3 | 28.7 | 28.7 | 29.7 |
| GE 20000 | 20.3 | 31.0 | 32.3 | 33.3 | 33.3 | 33.3 | 33.3 | 33.3 | 33.7 | 34.0 | 34.0 | 34.0 | 34.0 | 34.3 | 34.3 | 35.3 |
| GE 18000 | 20.3 | 31.0 | 32.3 | 33.3 | 33.3 | 33.3 | 33.3 | 33.3 | 33.7 | 34.0 | 34.0 | 34.0 | 34.0 | 34.3 | 34.3 | 35.3 |
| GE 16000 | 20.3 | 31.0 | 32.3 | 33.3 | 33.3 | 33.3 | 33.3 | 33.3 | 33.7 | 34.0 | 34.0 | 34.0 | 34.0 | 34.3 | 34.3 | 35.3 |
| GE 14000 | 20.3 | 31.0 | 32.3 | 33.3 | 33.3 | 33.3 | 33.3 | 33.3 | 33.7 | 34.0 | 34.0 | 34.0 | 34.0 | 34.3 | 34.3 | 35.3 |
| GE 12000 | 20.3 | 31.0 | 32.3 | 33.3 | 33.3 | 33.3 | 33.3 | 33.3 | 33.7 | 34.0 | 34.0 | 34.0 | 34.0 | 34.3 | 34.3 | 35.3 |
| GE 10000 | 39.3 | 58.0 | 59.7 | 61.0 | 61.0 | 61.0 | 61.0 | 61.0 | 61.3 | 61.7 | 61.7 | 61.7 | 61.7 | 62.0 | 62.0 | 63.0 |
| GE 9000 | 39.3 | 58.0 | 59.7 | 61.0 | 61.0 | 61.0 | 61.0 | 61.0 | 61.3 | 61.7 | 61.7 | 61.7 | 61.7 | 62.0 | 62.0 | 63.0 |
| GE 8000 | 39.3 | 58.0 | 59.7 | 61.0 | 61.0 | 61.0 | 61.0 | 61.0 | 61.3 | 61.7 | 61.7 | 61.7 | 61.7 | 62.0 | 62.0 | 63.0 |
| GE 7000 | 39.3 | 58.0 | 59.7 | 61.0 | 61.0 | 61.0 | 61.0 | 61.0 | 61.3 | 61.7 | 61.7 | 61.7 | 61.7 | 62.0 | 62.0 | 63.0 |
| GE 6000 | 39.3 | 58.0 | 59.7 | 61.0 | 61.0 | 61.0 | 61.0 | 61.0 | 61.3 | 61.7 | 61.7 | 61.7 | 61.7 | 62.0 | 62.0 | 63.0 |
| GE 5000 | 39.7 | 58.7 | 60.3 | 61.7 | 61.7 | 61.7 | 61.7 | 61.7 | 62.0 | 62.3 | 62.3 | 62.3 | 62.3 | 62.7 | 62.7 | 63.7 |
| GE 4500 | 40.7 | 59.7 | 61.3 | 63.0 | 63.0 | 63.0 | 63.0 | 63.0 | 63.3 | 63.7 | 63.7 | 63.7 | 63.7 | 64.0 | 64.0 | 65.0 |
| GE 4000 | 41.7 | 60.7 | 62.3 | 64.0 | 64.0 | 64.0 | 64.0 | 64.0 | 64.3 | 64.7 | 64.7 | 64.7 | 64.7 | 65.0 | 65.0 | 66.0 |
| GE 3500 | 43.7 | 62.7 | 64.3 | 66.0 | 66.0 | 66.0 | 66.0 | 66.0 | 66.3 | 66.7 | 66.7 | 66.7 | 66.7 | 67.0 | 67.0 | 68.0 |
| GE 3000 | 45.0 | 65.3 | 67.7 | 69.3 | 69.3 | 69.3 | 69.3 | 69.3 | 69.7 | 70.0 | 70.0 | 70.0 | 70.0 | 70.3 | 70.3 | 71.3 |
| GE 2500 | 46.7 | 69.0 | 72.0 | 73.7 | 73.7 | 73.7 | 73.7 | 73.7 | 74.0 | 74.3 | 74.3 | 74.3 | 74.3 | 74.7 | 74.7 | 75.7 |
| GE 2000 | 48.7 | 72.3 | 75.3 | 77.0 | 77.0 | 77.0 | 77.0 | 77.0 | 77.3 | 77.7 | 77.7 | 77.7 | 77.7 | 78.0 | 78.0 | 79.0 |
| GE 1800 | 49.7 | 75.0 | 78.0 | 80.0 | 80.0 | 80.0 | 80.0 | 80.0 | 80.3 | 80.7 | 80.7 | 80.7 | 80.7 | 81.0 | 81.0 | 82.0 |
| GE 1500 | 50.0 | 76.7 | 80.0 | 82.3 | 82.3 | 82.3 | 82.3 | 82.3 | 82.7 | 83.0 | 83.0 | 83.0 | 83.0 | 83.3 | 83.3 | 84.3 |
| GE 1200 | 53.0 | 84.3 | 88.0 | 90.3 | 90.3 | 90.3 | 90.7 | 91.0 | 91.3 | 91.7 | 91.7 | 91.7 | 91.7 | 92.0 | 92.0 | 93.0 |
| GE 1000 | 53.3 | 87.0 | 90.7 | 93.7 | 93.7 | 93.7 | 94.0 | 94.3 | 94.7 | 95.0 | 95.0 | 95.0 | 95.0 | 95.3 | 95.3 | 96.3 |
| GE 900 | 53.7 | 87.7 | 91.3 | 94.3 | 94.3 | 94.3 | 95.0 | 95.3 | 95.7 | 96.0 | 96.0 | 96.0 | 96.0 | 96.3 | 96.3 | 97.3 |
| GE 800 | 53.7 | 88.0 | 91.7 | 94.7 | 95.3 | 95.3 | 96.0 | 96.3 | 96.7 | 97.0 | 97.0 | 97.0 | 97.0 | 97.3 | 97.3 | 98.3 |
| GE 700 | 53.7 | 88.0 | 91.7 | 94.7 | 95.3 | 95.3 | 96.0 | 96.3 | 96.7 | 97.0 | 97.0 | 97.0 | 97.0 | 97.3 | 97.3 | 98.3 |
| GE 600 | 54.0 | 88.7 | 92.3 | 95.3 | 96.0 | 96.0 | 96.7 | 97.0 | 97.3 | 97.7 | 97.7 | 97.7 | 97.7 | 98.0 | 98.0 | 99.0 |
| GE 500 | 54.0 | 88.7 | 92.3 | 95.3 | 96.0 | 96.0 | 96.7 | 97.0 | 97.3 | 97.7 | 97.7 | 97.7 | 97.7 | 98.0 | 98.0 | 99.0 |
| GE 400 | 54.0 | 88.7 | 92.3 | 95.3 | 96.0 | 96.0 | 96.7 | 97.0 | 97.3 | 97.7 | 97.7 | 97.7 | 97.7 | 98.0 | 98.0 | 99.0 |
| GE 300 | 54.0 | 88.7 | 92.3 | 95.3 | 96.0 | 96.0 | 96.7 | 97.0 | 97.3 | 97.7 | 97.7 | 97.7 | 97.7 | 98.0 | 98.0 | 99.0 |
| GE 200 | 54.0 | 88.7 | 92.3 | 95.3 | 96.0 | 96.0 | 96.7 | 97.0 | 97.3 | 97.7 | 97.7 | 97.7 | 98.3 | 99.0 | 99.0 | 100.0 |
| GE 100 | 54.0 | 88.7 | 92.3 | 95.3 | 96.0 | 96.0 | 96.7 | 97.0 | 97.3 | 97.7 | 97.7 | 97.7 | 98.3 | 99.0 | 99.0 | 100.0 |
| GE 0 | 54.0 | 88.7 | 92.3 | 95.3 | 96.0 | 96.0 | 96.7 | 97.0 | 97.3 | 97.7 | 97.7 | 97.7 | 98.3 | 99.0 | 99.0 | 100.0 |

TOTAL NUMBER OF OBSERVATIONS: 300

GLOBAL CLIMATOLOGY BRANCH
USAFETAC
AIR WEATHER SERVICE/MAC

PERCENTAGE FREQUENCY OF OCCURRENCE OF CEILING VERSUS VISIBILITY
FROM HOURLY OBSERVATIONS

STATION NUMBER: 225500 STATION NAME: ARKHANGELSK USSR

PERIOD OF RECORD: 78-87
MONTH: AUG HOURS(LST): 0300-0500

| CEILING IN FEET | VISIBILITY IN STATUTE MILES | | | | | | | | | | | | | | | |
|---|---|---|---|---|---|---|---|---|---|---|---|---|---|---|---|---|
| | GE 10 | GE 6 | GE 5 | GE 4 | GE 3 | GE 2 1/2 | GE 2 | GE 1 1/2 | GE 1 1/4 | GE 1 | GE 3/4 | GE 5/8 | GE 1/2 | GE 5/16 | GE 1/4 | GE 0 |
| NO CEIL | 14.1 | 22.8 | 22.8 | 23.2 | 23.5 | 23.8 | 23.8 | 24.5 | 24.5 | 24.5 | 24.8 | 24.8 | 25.5 | 26.2 | 26.2 | 26.8 |
| GE 20000 | 16.1 | 27.2 | 28.2 | 28.9 | 29.2 | 29.5 | 29.5 | 30.5 | 30.5 | 30.5 | 30.9 | 30.9 | 31.5 | 32.2 | 32.2 | 33.2 |
| GE 18000 | 16.1 | 27.2 | 28.2 | 28.9 | 29.2 | 29.5 | 29.5 | 30.5 | 30.5 | 30.5 | 30.9 | 30.9 | 31.5 | 32.2 | 32.2 | 33.2 |
| GE 16000 | 16.1 | 27.2 | 28.2 | 28.9 | 29.2 | 29.5 | 29.5 | 30.5 | 30.5 | 30.5 | 30.9 | 30.9 | 31.5 | 32.2 | 32.2 | 33.2 |
| GE 14000 | 16.1 | 27.2 | 28.2 | 28.9 | 29.2 | 29.5 | 29.5 | 30.5 | 30.5 | 30.5 | 30.9 | 30.9 | 31.5 | 32.2 | 32.2 | 33.2 |
| GE 12000 | 16.1 | 27.2 | 28.2 | 28.9 | 29.2 | 29.5 | 29.5 | 30.5 | 30.5 | 30.5 | 30.9 | 30.9 | 31.5 | 32.2 | 32.2 | 33.2 |
| GE 10000 | 30.9 | 52.7 | 53.7 | 54.4 | 54.7 | 55.4 | 55.4 | 56.4 | 56.4 | 56.7 | 57.0 | 57.0 | 57.7 | 58.4 | 58.4 | 59.4 |
| GE 9000 | 30.9 | 52.7 | 53.7 | 54.4 | 54.7 | 55.4 | 55.4 | 56.4 | 56.4 | 56.7 | 57.0 | 57.0 | 57.7 | 58.4 | 58.4 | 59.4 |
| GE 8000 | 30.9 | 52.7 | 53.7 | 54.4 | 54.7 | 55.4 | 55.4 | 56.4 | 56.4 | 56.7 | 57.0 | 57.0 | 57.7 | 58.4 | 58.4 | 59.4 |
| GE 7000 | 30.9 | 52.7 | 53.7 | 54.4 | 54.7 | 55.4 | 55.4 | 56.4 | 56.4 | 56.7 | 57.0 | 57.0 | 57.7 | 58.4 | 58.4 | 59.4 |
| GE 6000 | 30.9 | 53.0 | 54.0 | 54.7 | 55.0 | 55.7 | 55.7 | 56.7 | 56.7 | 57.0 | 57.4 | 57.4 | 58.1 | 58.7 | 58.7 | 59.7 |
| GE 5000 | 31.2 | 53.4 | 54.4 | 55.0 | 55.4 | 56.0 | 56.0 | 57.0 | 57.0 | 57.4 | 57.7 | 57.7 | 58.4 | 59.1 | 59.1 | 60.1 |
| GE 4500 | 31.2 | 53.7 | 54.7 | 55.4 | 55.7 | 56.4 | 56.4 | 57.4 | 57.4 | 57.7 | 58.1 | 58.1 | 58.7 | 59.4 | 59.4 | 60.4 |
| GE 4000 | 31.5 | 54.4 | 55.4 | 56.0 | 56.4 | 57.0 | 57.0 | 58.1 | 58.1 | 58.4 | 58.7 | 58.7 | 59.4 | 60.1 | 60.1 | 61.1 |
| GE 3500 | 32.6 | 56.4 | 57.4 | 58.4 | 58.7 | 59.4 | 59.4 | 60.4 | 60.4 | 60.7 | 61.1 | 61.1 | 61.7 | 62.4 | 62.4 | 63.4 |
| GE 3000 | 33.7 | 57.4 | 58.7 | 59.7 | 60.1 | 60.7 | 60.7 | 61.7 | 61.7 | 62.1 | 62.4 | 62.4 | 63.1 | 63.8 | 63.8 | 64.8 |
| GE 2500 | 36.2 | 63.4 | 65.4 | 66.4 | 66.8 | 67.4 | 67.4 | 68.5 | 68.5 | 68.8 | 69.1 | 69.1 | 69.8 | 70.5 | 70.5 | 71.5 |
| GE 2000 | 37.6 | 66.4 | 68.5 | 69.8 | 70.1 | 70.8 | 70.8 | 71.8 | 71.8 | 72.1 | 72.5 | 72.5 | 73.2 | 73.8 | 73.8 | 74.8 |
| GE 1800 | 39.6 | 69.1 | 71.5 | 73.2 | 73.5 | 74.2 | 74.2 | 75.2 | 75.2 | 75.5 | 75.8 | 75.8 | 76.5 | 77.2 | 77.2 | 78.2 |
| GE 1500 | 41.3 | 72.5 | 75.5 | 77.5 | 78.2 | 78.9 | 78.9 | 79.9 | 79.9 | 80.2 | 80.5 | 80.5 | 81.2 | 81.9 | 81.9 | 82.9 |
| GE 1200 | 45.6 | 81.2 | 84.2 | 86.9 | 87.6 | 88.3 | 88.6 | 89.6 | 89.6 | 89.9 | 90.3 | 90.3 | 90.9 | 91.6 | 91.6 | 92.6 |
| GE 1000 | 46.0 | 82.9 | 86.2 | 88.9 | 89.9 | 90.6 | 90.9 | 91.9 | 91.9 | 92.3 | 92.6 | 92.6 | 93.3 | 94.0 | 94.0 | 95.0 |
| GE 900 | 46.0 | 82.9 | 86.2 | 88.9 | 89.9 | 90.6 | 90.9 | 91.9 | 91.9 | 92.3 | 92.6 | 92.6 | 93.3 | 94.0 | 94.0 | 95.0 |
| GE 800 | 46.3 | 83.2 | 86.6 | 89.3 | 90.3 | 90.9 | 91.3 | 92.3 | 92.3 | 92.6 | 93.0 | 93.0 | 93.6 | 94.3 | 94.3 | 95.3 |
| GE 700 | 46.6 | 84.2 | 87.6 | 90.3 | 91.6 | 92.6 | 93.0 | 94.0 | 94.0 | 94.3 | 94.6 | 94.6 | 95.3 | 96.0 | 96.0 | 97.0 |
| GE 600 | 46.6 | 84.6 | 87.9 | 90.6 | 91.9 | 93.0 | 93.3 | 94.3 | 94.3 | 94.6 | 95.0 | 95.0 | 95.6 | 96.3 | 96.3 | 97.3 |
| GE 500 | 46.6 | 84.6 | 87.9 | 90.6 | 91.9 | 93.0 | 93.3 | 94.3 | 94.3 | 94.6 | 95.0 | 95.0 | 95.6 | 96.3 | 96.3 | 97.3 |
| GE 400 | 46.6 | 84.9 | 88.3 | 91.3 | 92.6 | 93.6 | 94.0 | 95.0 | 95.0 | 95.6 | 96.0 | 96.0 | 96.6 | 97.3 | 97.3 | 98.3 |
| GE 300 | 46.6 | 84.9 | 88.3 | 91.3 | 92.6 | 93.6 | 94.0 | 95.0 | 95.0 | 95.6 | 96.0 | 96.0 | 96.6 | 97.3 | 97.3 | 98.3 |
| GE 200 | 46.6 | 84.9 | 88.3 | 91.3 | 92.6 | 93.6 | 94.0 | 95.0 | 95.0 | 95.6 | 96.0 | 96.3 | 97.0 | 98.3 | 98.3 | 99.3 |
| GE 100 | 46.6 | 84.9 | 88.3 | 91.3 | 92.6 | 93.6 | 94.0 | 95.0 | 95.0 | 95.6 | 96.0 | 96.3 | 97.0 | 98.7 | 98.7 | 99.7 |
| GE 0 | 46.6 | 84.9 | 88.3 | 91.3 | 92.6 | 93.6 | 94.0 | 95.0 | 95.0 | 95.6 | 96.0 | 96.3 | 97.0 | 98.7 | 98.7 | 100.0 |

TOTAL NUMBER OF OBSERVATIONS: 298

GLOBAL CLIMATOLOGY BRANCH
USAFETAC
AIR WEATHER SERVICE/MAC

PERCENTAGE FREQUENCY OF OCCURRENCE OF CEILING VERSUS VISIBILITY
FROM HOURLY OBSERVATIONS

STATION NUMBER: 225500 STATION NAME: ARKHANGELSK USSR PERIOD OF RECORD: 78-87
MONTH: AUG HOURS(LST): 0600-0800

| CEILING IN FEET | VISIBILITY IN STATUTE MILES | | | | | | | | | | | | | | | |
|---|---|---|---|---|---|---|---|---|---|---|---|---|---|---|---|---|
| | GE 10 | GE 6 | GE 5 | GE 4 | GE 3 | GE 2 1/2 | GE 2 | GE 1 1/2 | GE 1 1/4 | GE 1 | GE 3/4 | GE 5/8 | GE 1/2 | GE 5/16 | GE 1/4 | GE 0 |
| NO CEIL | 13.0 | 20.1 | 21.6 | 21.8 | 21.8 | 22.2 | 22.2 | 22.2 | 22.2 | 22.2 | 22.2 | 22.2 | 22.5 | 23.2 | 23.9 | 24.2 |
| GE 20000 | 15.7 | 23.9 | 25.9 | 26.3 | 27.6 | 28.0 | 28.0 | 28.0 | 28.0 | 28.0 | 28.0 | 28.0 | 28.3 | 29.0 | 29.7 | 30.4 |
| GE 18000 | 15.7 | 23.9 | 25.9 | 26.3 | 27.6 | 28.0 | 28.0 | 28.0 | 28.0 | 28.0 | 28.0 | 28.0 | 28.3 | 29.0 | 29.7 | 30.4 |
| GE 16000 | 15.7 | 23.9 | 25.9 | 26.3 | 27.6 | 28.0 | 28.0 | 28.0 | 28.0 | 28.0 | 28.0 | 28.0 | 28.3 | 29.0 | 29.7 | 30.4 |
| GE 14000 | 15.7 | 23.9 | 25.9 | 26.3 | 27.6 | 28.0 | 28.0 | 28.0 | 28.0 | 28.0 | 28.0 | 28.0 | 28.3 | 29.0 | 29.7 | 30.4 |
| GE 12000 | 15.7 | 23.9 | 25.9 | 26.3 | 27.6 | 28.0 | 28.0 | 28.0 | 28.0 | 28.0 | 28.0 | 28.0 | 28.3 | 29.0 | 29.7 | 30.4 |
| GE 10000 | 34.1 | 51.9 | 54.6 | 55.3 | 56.7 | 57.0 | 57.0 | 57.0 | 57.0 | 57.0 | 57.0 | 57.0 | 57.3 | 58.0 | 58.7 | 59.4 |
| GE 9000 | 34.1 | 51.9 | 54.6 | 55.3 | 56.7 | 57.0 | 57.0 | 57.0 | 57.0 | 57.0 | 57.0 | 57.0 | 57.3 | 58.0 | 58.7 | 59.4 |
| GE 8000 | 34.1 | 51.9 | 54.6 | 55.3 | 56.7 | 57.0 | 57.0 | 57.0 | 57.0 | 57.0 | 57.0 | 57.0 | 57.3 | 58.0 | 58.7 | 59.4 |
| GE 7000 | 34.1 | 51.9 | 54.6 | 55.3 | 56.7 | 57.0 | 57.0 | 57.0 | 57.0 | 57.0 | 57.0 | 57.0 | 57.3 | 58.0 | 58.7 | 59.4 |
| GE 6000 | 34.1 | 52.2 | 54.9 | 55.6 | 57.0 | 57.3 | 57.3 | 57.3 | 57.3 | 57.3 | 57.3 | 57.3 | 57.7 | 58.4 | 59.0 | 59.7 |
| GE 5000 | 34.1 | 52.2 | 54.9 | 55.6 | 57.0 | 57.3 | 57.3 | 57.3 | 57.3 | 57.3 | 57.3 | 57.3 | 57.7 | 58.4 | 59.0 | 59.7 |
| GE 4500 | 34.1 | 52.2 | 54.9 | 55.6 | 57.0 | 57.3 | 57.3 | 57.3 | 57.3 | 57.3 | 57.3 | 57.3 | 57.7 | 58.4 | 59.0 | 59.7 |
| GE 4000 | 35.2 | 53.9 | 56.7 | 57.3 | 58.7 | 59.0 | 59.0 | 59.0 | 59.0 | 59.0 | 59.0 | 59.0 | 59.4 | 60.1 | 60.8 | 61.4 |
| GE 3500 | 37.2 | 56.7 | 59.7 | 60.4 | 61.8 | 62.1 | 62.1 | 62.1 | 62.1 | 62.1 | 62.1 | 62.1 | 62.5 | 63.1 | 63.8 | 64.5 |
| GE 3000 | 37.9 | 58.0 | 61.1 | 61.8 | 63.1 | 63.5 | 63.5 | 63.5 | 63.5 | 63.5 | 63.5 | 63.5 | 63.8 | 64.5 | 65.2 | 65.9 |
| GE 2500 | 43.0 | 64.5 | 67.6 | 68.6 | 70.0 | 70.3 | 70.3 | 70.3 | 70.3 | 70.3 | 70.3 | 70.6 | 71.0 | 71.7 | 72.4 | 73.0 |
| GE 2000 | 44.0 | 66.9 | 70.0 | 71.7 | 73.0 | 73.4 | 73.4 | 73.4 | 73.4 | 73.4 | 73.4 | 73.7 | 74.1 | 74.7 | 75.4 | 76.1 |
| GE 1800 | 44.0 | 67.9 | 71.0 | 72.7 | 74.1 | 74.4 | 74.4 | 74.4 | 74.4 | 74.4 | 74.4 | 74.7 | 75.1 | 75.8 | 76.5 | 77.1 |
| GE 1500 | 45.1 | 69.6 | 73.4 | 76.1 | 77.8 | 78.2 | 78.2 | 78.2 | 78.2 | 78.2 | 78.2 | 78.5 | 78.8 | 79.5 | 80.2 | 80.9 |
| GE 1200 | 46.8 | 76.1 | 80.2 | 83.3 | 85.7 | 86.0 | 86.0 | 86.0 | 86.0 | 86.0 | 86.0 | 86.3 | 86.7 | 87.4 | 88.1 | 88.7 |
| GE 1000 | 47.4 | 78.2 | 82.6 | 86.0 | 88.4 | 89.4 | 89.8 | 89.8 | 89.8 | 89.8 | 89.8 | 90.1 | 90.4 | 91.1 | 91.8 | 92.5 |
| GE 900 | 47.8 | 79.2 | 83.6 | 87.0 | 89.4 | 90.4 | 90.8 | 90.8 | 90.8 | 90.8 | 90.8 | 91.1 | 91.5 | 92.2 | 92.8 | 93.5 |
| GE 800 | 47.8 | 79.5 | 84.0 | 87.4 | 89.8 | 90.8 | 91.1 | 91.1 | 91.1 | 91.1 | 91.1 | 91.5 | 91.8 | 92.5 | 93.2 | 93.9 |
| GE 700 | 48.1 | 81.2 | 85.7 | 89.8 | 92.2 | 93.2 | 93.5 | 93.5 | 93.5 | 93.5 | 93.5 | 93.9 | 94.2 | 94.9 | 95.6 | 96.2 |
| GE 600 | 48.8 | 82.3 | 87.0 | 91.1 | 93.5 | 94.5 | 94.9 | 94.9 | 94.9 | 94.9 | 94.9 | 95.2 | 95.6 | 96.2 | 97.3 | 98.0 |
| GE 500 | 48.8 | 82.3 | 87.0 | 91.1 | 93.5 | 94.5 | 94.9 | 94.9 | 94.9 | 94.9 | 94.9 | 95.2 | 95.6 | 96.2 | 97.3 | 98.0 |
| GE 400 | 48.8 | 82.6 | 87.4 | 91.5 | 93.9 | 94.9 | 95.2 | 95.2 | 95.2 | 95.2 | 95.2 | 95.6 | 95.9 | 96.6 | 97.6 | 98.3 |
| GE 300 | 48.8 | 82.6 | 87.4 | 91.5 | 93.9 | 94.9 | 95.2 | 95.2 | 95.2 | 95.2 | 95.2 | 95.6 | 95.9 | 96.6 | 97.6 | 98.3 |
| GE 200 | 48.8 | 82.6 | 87.4 | 91.5 | 93.9 | 94.9 | 95.2 | 95.2 | 95.2 | 95.2 | 95.2 | 95.6 | 96.6 | 97.3 | 98.3 | 99.0 |
| GE 100 | 48.8 | 82.6 | 87.4 | 91.5 | 93.9 | 94.9 | 95.2 | 95.2 | 95.2 | 95.2 | 95.2 | 95.6 | 96.6 | 97.3 | 99.0 | 99.7 |
| GE 0 | 48.8 | 82.6 | 87.4 | 91.5 | 93.9 | 94.9 | 95.2 | 95.2 | 95.2 | 95.2 | 95.2 | 95.6 | 96.6 | 97.3 | 99.0 | 100.0 |

TOTAL NUMBER OF OBSERVATIONS: 293

GLOBAL CLIMATOLOGY BRANCH
USAFETAC
AIR WEATHER SERVICE/MAC

PERCENTAGE FREQUENCY OF OCCURRENCE OF CEILING VERSUS VISIBILITY
FROM HOURLY OBSERVATIONS

STATION NUMBER: 225500 STATION NAME: ARKHANGELSK USSR

PERIOD OF RECORD: 78-87
MONTH: AUG HOURS(LST): 0900-1100

| CEILING IN FEET | VISIBILITY IN STATUTE MILES | | | | | | | | | | | | | | | |
|---|---|---|---|---|---|---|---|---|---|---|---|---|---|---|---|---|
| | GE 10 | GE 6 | GE 5 | GE 4 | GE 3 | GE 2 1/2 | GE 2 | GE 1 1/2 | GE 1 1/4 | GE 1 | GE 7/8 | GE 5/8 | GE 1/2 | GE 5/16 | GE 1/4 | GE 0 |
| NO CEIL | 13.3 | 20.7 | 20.7 | 21.0 | 21.0 | 21.0 | 21.3 | 21.3 | 21.3 | 21.3 | 21.3 | 21.3 | 21.3 | 21.3 | 21.3 | 21.3 |
| GE 20000 | 17.3 | 25.7 | 25.7 | 26.0 | 26.0 | 26.0 | 26.3 | 26.3 | 26.3 | 26.3 | 26.3 | 26.3 | 26.3 | 26.3 | 26.3 | 26.3 |
| GE 18000 | 17.3 | 25.7 | 25.7 | 26.0 | 26.0 | 26.0 | 26.3 | 26.3 | 26.3 | 26.3 | 26.3 | 26.3 | 26.3 | 26.3 | 26.3 | 26.3 |
| GE 16000 | 17.3 | 25.7 | 25.7 | 26.0 | 26.0 | 26.0 | 26.3 | 26.3 | 26.3 | 26.3 | 26.3 | 26.3 | 26.3 | 26.3 | 26.3 | 26.3 |
| GE 14000 | 17.3 | 25.7 | 25.7 | 26.0 | 26.0 | 26.0 | 26.3 | 26.3 | 26.3 | 26.3 | 26.3 | 26.3 | 26.3 | 26.3 | 26.3 | 26.3 |
| GE 12000 | 17.3 | 25.7 | 25.7 | 26.0 | 26.0 | 26.0 | 26.3 | 26.3 | 26.3 | 26.3 | 26.3 | 26.3 | 26.3 | 26.3 | 26.3 | 26.3 |
| GE 10000 | 32.3 | 49.0 | 50.0 | 51.3 | 51.3 | 52.0 | 52.3 | 52.3 | 52.7 | 52.7 | 52.7 | 53.0 | 53.0 | 53.0 | 53.0 | 53.3 |
| GE 9000 | 32.3 | 49.0 | 50.0 | 51.3 | 51.3 | 52.0 | 52.3 | 52.3 | 52.7 | 52.7 | 52.7 | 53.0 | 53.0 | 53.0 | 53.0 | 53.3 |
| GE 8000 | 32.3 | 49.0 | 50.0 | 51.3 | 51.3 | 52.0 | 52.3 | 52.3 | 52.7 | 52.7 | 52.7 | 53.0 | 53.0 | 53.0 | 53.0 | 53.3 |
| GE 7000 | 32.3 | 49.0 | 50.0 | 51.3 | 51.3 | 52.0 | 52.3 | 52.3 | 52.7 | 52.7 | 52.7 | 53.0 | 53.0 | 53.0 | 53.0 | 53.3 |
| GE 6000 | 32.3 | 49.0 | 50.0 | 51.3 | 51.3 | 52.0 | 52.3 | 52.3 | 52.7 | 52.7 | 52.7 | 53.0 | 53.0 | 53.0 | 53.0 | 53.3 |
| GE 5000 | 32.3 | 49.0 | 50.0 | 51.3 | 51.3 | 52.0 | 52.3 | 52.3 | 52.7 | 52.7 | 52.7 | 53.0 | 53.0 | 53.0 | 53.0 | 53.3 |
| GE 4500 | 32.3 | 49.0 | 50.0 | 51.3 | 51.3 | 52.0 | 52.3 | 52.3 | 52.7 | 52.7 | 52.7 | 53.0 | 53.0 | 53.0 | 53.0 | 53.3 |
| GE 4000 | 33.3 | 50.3 | 51.3 | 52.7 | 52.7 | 53.3 | 53.7 | 53.7 | 54.0 | 54.0 | 54.0 | 54.3 | 54.3 | 54.3 | 54.3 | 54.7 |
| GE 3500 | 33.7 | 51.0 | 52.0 | 53.3 | 53.3 | 54.0 | 54.3 | 54.3 | 54.7 | 54.7 | 54.7 | 55.0 | 55.0 | 55.0 | 55.0 | 55.3 |
| GE 3000 | 35.0 | 53.0 | 54.0 | 55.3 | 55.3 | 56.0 | 56.7 | 56.7 | 57.0 | 57.0 | 57.0 | 57.3 | 57.3 | 57.3 | 57.3 | 57.7 |
| GE 2500 | 41.0 | 61.3 | 62.7 | 64.0 | 64.0 | 64.7 | 65.3 | 65.3 | 65.7 | 65.7 | 65.7 | 66.0 | 66.0 | 66.0 | 66.0 | 66.7 |
| GE 2000 | 43.3 | 65.3 | 67.0 | 68.7 | 68.7 | 69.3 | 70.0 | 70.0 | 70.3 | 70.3 | 70.3 | 70.7 | 70.7 | 70.7 | 70.7 | 71.3 |
| GE 1800 | 45.0 | 68.0 | 69.7 | 71.3 | 71.3 | 72.0 | 72.7 | 72.7 | 73.0 | 73.0 | 73.0 | 73.3 | 73.3 | 73.3 | 73.3 | 74.0 |
| GE 1500 | 47.7 | 72.0 | 74.0 | 76.0 | 76.0 | 76.7 | 77.3 | 77.3 | 77.7 | 77.7 | 77.7 | 78.0 | 78.0 | 78.0 | 78.0 | 78.7 |
| GE 1200 | 51.7 | 80.3 | 83.3 | 85.3 | 85.3 | 86.0 | 86.7 | 87.3 | 87.7 | 87.7 | 87.7 | 88.0 | 88.0 | 88.0 | 88.0 | 88.7 |
| GE 1000 | 52.7 | 83.7 | 86.7 | 89.3 | 89.7 | 90.3 | 91.3 | 92.0 | 92.3 | 92.3 | 92.3 | 92.7 | 92.7 | 92.7 | 92.7 | 93.3 |
| GE 900 | 53.3 | 85.0 | 88.0 | 90.7 | 91.0 | 91.7 | 92.7 | 93.3 | 93.7 | 93.7 | 93.7 | 94.0 | 94.0 | 94.0 | 94.0 | 94.7 |
| GE 800 | 53.7 | 85.7 | 88.7 | 91.3 | 91.7 | 92.7 | 93.7 | 94.3 | 94.7 | 94.7 | 94.7 | 95.0 | 95.0 | 95.0 | 95.0 | 95.7 |
| GE 700 | 53.7 | 86.0 | 89.3 | 92.7 | 93.0 | 94.0 | 95.0 | 96.0 | 96.3 | 96.7 | 96.7 | 97.0 | 97.0 | 97.0 | 97.0 | 97.7 |
| GE 600 | 54.0 | 86.3 | 89.7 | 93.3 | 93.7 | 95.0 | 96.0 | 97.0 | 97.3 | 97.7 | 97.7 | 98.3 | 98.3 | 98.3 | 98.3 | 99.0 |
| GE 500 | 54.0 | 86.3 | 89.7 | 93.3 | 94.0 | 95.3 | 96.3 | 97.3 | 97.7 | 98.0 | 98.0 | 98.7 | 98.7 | 98.7 | 98.7 | 99.3 |
| GE 400 | 54.0 | 86.3 | 89.7 | 93.3 | 94.0 | 95.3 | 96.3 | 97.3 | 97.7 | 98.0 | 98.0 | 98.7 | 98.7 | 98.7 | 98.7 | 99.3 |
| GE 300 | 54.0 | 86.3 | 89.7 | 93.3 | 94.0 | 95.3 | 96.3 | 97.3 | 97.7 | 98.0 | 98.0 | 98.7 | 98.7 | 98.7 | 98.7 | 99.3 |
| GE 200 | 54.0 | 86.3 | 89.7 | 93.3 | 94.0 | 95.3 | 96.3 | 97.3 | 97.7 | 98.0 | 98.0 | 98.7 | 99.3 | 99.3 | 99.3 | 100.0 |
| GE 100 | 54.0 | 86.3 | 89.7 | 93.3 | 94.0 | 95.3 | 96.3 | 97.3 | 97.7 | 98.0 | 98.0 | 98.7 | 99.3 | 99.3 | 99.3 | 100.0 |
| GE 0 | 54.0 | 86.3 | 89.7 | 93.3 | 94.0 | 95.3 | 96.3 | 97.3 | 97.7 | 98.0 | 98.0 | 98.7 | 99.3 | 99.3 | 99.3 | 100.0 |

TOTAL NUMBER OF OBSERVATIONS: 300

GLOBAL CLIMATOLOGY BRANCH
USAFETAC
AIR WEATHER SERVICE/MAC

PERCENTAGE FREQUENCY OF OCCURRENCE OF CEILING VERSUS VISIBILITY
FROM HOURLY OBSERVATIONS

STATION NUMBER: 225500 STATION NAME: ARKHANGELSK USSR

PERIOD OF RECORD: 78-87
MONTH: AUG HOURS(LST): 1200-1400

| CEILING IN FEET | VISIBILITY IN STATUTE MILES | | | | | | | | | | | | | | | |
|---|---|---|---|---|---|---|---|---|---|---|---|---|---|---|---|---|
| | GE 10 | GE 6 | GE 5 | GE 4 | GE 3 | GE 2 1/2 | GE 2 | GE 1 1/2 | GE 1 1/4 | GE 1 | GE 3/4 | GE 5/8 | GE 1/2 | GE 5/16 | GE 1/4 | GE 0 |
| NO CEIL | 14.5 | 17.5 | 18.2 | 18.9 | 18.9 | 18.9 | 18.9 | 18.9 | 18.9 | 18.9 | 18.9 | 19.2 | 19.2 | 19.2 | 19.2 | 19.2 |
| GE 20000 | 18.5 | 24.9 | 25.6 | 26.3 | 26.3 | 26.3 | 26.3 | 26.3 | 26.3 | 26.3 | 26.3 | 26.6 | 26.6 | 26.6 | 26.6 | 26.6 |
| GE 18000 | 18.5 | 24.9 | 25.6 | 26.3 | 26.3 | 26.3 | 26.3 | 26.3 | 26.3 | 26.3 | 26.3 | 26.6 | 26.6 | 26.6 | 26.6 | 26.6 |
| GE 16000 | 18.5 | 24.9 | 25.6 | 26.3 | 26.3 | 26.3 | 26.3 | 26.3 | 26.3 | 26.3 | 26.3 | 26.6 | 26.6 | 26.6 | 26.6 | 26.6 |
| GE 14000 | 18.5 | 24.9 | 25.6 | 26.3 | 26.3 | 26.3 | 26.3 | 26.3 | 26.3 | 26.3 | 26.3 | 26.6 | 26.6 | 26.6 | 26.6 | 26.6 |
| GE 12000 | 18.5 | 24.9 | 25.6 | 26.3 | 26.3 | 26.3 | 26.3 | 26.3 | 26.3 | 26.3 | 26.3 | 26.6 | 26.6 | 26.6 | 26.6 | 26.6 |
| GE 10000 | 34.3 | 45.5 | 46.5 | 47.8 | 47.8 | 47.8 | 47.8 | 47.8 | 47.8 | 47.8 | 47.8 | 48.1 | 48.1 | 48.1 | 48.1 | 48.1 |
| GE 9000 | 34.3 | 45.5 | 46.5 | 47.8 | 47.8 | 47.8 | 47.8 | 47.8 | 47.8 | 47.8 | 47.8 | 48.1 | 48.1 | 48.1 | 48.1 | 48.1 |
| GE 8000 | 34.3 | 45.5 | 46.5 | 47.8 | 47.8 | 47.8 | 47.8 | 47.8 | 47.8 | 47.8 | 47.8 | 48.1 | 48.1 | 48.1 | 48.1 | 48.1 |
| GE 7000 | 34.3 | 45.5 | 46.5 | 47.8 | 47.8 | 47.8 | 47.8 | 47.8 | 47.8 | 47.8 | 47.8 | 48.1 | 48.1 | 48.1 | 48.1 | 48.1 |
| GE 6000 | 34.3 | 45.5 | 46.5 | 47.8 | 47.8 | 47.8 | 47.8 | 47.8 | 47.8 | 47.8 | 47.8 | 48.1 | 48.1 | 48.1 | 48.1 | 48.1 |
| GE 5000 | 34.3 | 45.5 | 46.5 | 47.8 | 47.8 | 47.8 | 47.8 | 47.8 | 47.8 | 47.8 | 47.8 | 48.1 | 48.1 | 48.1 | 48.1 | 48.1 |
| GE 4500 | 34.3 | 45.5 | 46.5 | 47.8 | 47.8 | 47.8 | 47.8 | 47.8 | 47.8 | 47.8 | 47.8 | 48.1 | 48.1 | 48.1 | 48.1 | 48.1 |
| GE 4000 | 36.7 | 48.5 | 49.5 | 50.8 | 50.8 | 50.8 | 50.8 | 50.8 | 50.8 | 50.8 | 50.8 | 51.2 | 51.2 | 51.2 | 51.2 | 51.2 |
| GE 3500 | 37.0 | 48.8 | 49.8 | 51.2 | 51.2 | 51.2 | 51.2 | 51.2 | 51.2 | 51.2 | 51.2 | 51.5 | 51.5 | 51.5 | 51.5 | 51.5 |
| GE 3000 | 39.7 | 52.9 | 54.2 | 55.6 | 55.6 | 55.6 | 55.6 | 55.6 | 55.6 | 55.6 | 55.6 | 55.9 | 55.9 | 55.9 | 55.9 | 55.9 |
| GE 2500 | 53.5 | 68.7 | 70.4 | 71.7 | 71.7 | 72.1 | 72.4 | 72.4 | 72.4 | 72.4 | 72.4 | 72.7 | 72.7 | 72.7 | 72.7 | 72.7 |
| GE 2000 | 58.6 | 76.4 | 78.1 | 79.5 | 79.8 | 80.1 | 80.5 | 80.5 | 80.5 | 80.5 | 80.5 | 81.1 | 81.1 | 81.1 | 81.1 | 81.1 |
| GE 1800 | 59.9 | 78.8 | 81.1 | 82.5 | 83.2 | 83.5 | 83.8 | 83.8 | 83.8 | 83.8 | 83.8 | 84.5 | 84.5 | 84.5 | 84.5 | 84.5 |
| GE 1500 | 61.3 | 82.5 | 85.2 | 86.9 | 87.9 | 88.2 | 88.6 | 88.6 | 88.6 | 88.6 | 88.6 | 89.2 | 89.2 | 89.2 | 89.2 | 89.2 |
| GE 1200 | 63.3 | 86.9 | 89.9 | 92.3 | 93.6 | 93.9 | 94.3 | 94.3 | 94.3 | 94.3 | 94.3 | 94.9 | 94.9 | 94.9 | 94.9 | 94.9 |
| GE 1000 | 64.0 | 88.9 | 91.9 | 94.9 | 96.3 | 96.6 | 97.0 | 97.0 | 97.0 | 97.0 | 97.0 | 97.6 | 97.6 | 97.6 | 97.6 | 97.6 |
| GE 900 | 64.0 | 89.6 | 92.6 | 95.6 | 97.0 | 97.3 | 97.6 | 97.6 | 97.6 | 97.6 | 97.6 | 98.3 | 98.3 | 98.3 | 98.3 | 98.3 |
| GE 800 | 64.0 | 89.9 | 92.9 | 96.0 | 97.3 | 97.6 | 98.0 | 98.0 | 98.0 | 98.0 | 98.0 | 98.7 | 98.7 | 98.7 | 98.7 | 98.7 |
| GE 700 | 64.0 | 90.2 | 93.3 | 96.3 | 97.6 | 98.0 | 98.3 | 98.3 | 98.3 | 98.3 | 98.3 | 99.0 | 99.0 | 99.0 | 99.0 | 99.0 |
| GE 600 | 64.0 | 90.2 | 93.6 | 96.6 | 98.0 | 98.3 | 98.7 | 98.7 | 98.7 | 98.7 | 98.7 | 99.3 | 99.3 | 99.3 | 99.3 | 99.3 |
| GE 500 | 64.0 | 90.6 | 93.9 | 97.0 | 98.3 | 98.7 | 99.0 | 99.0 | 99.0 | 99.0 | 99.0 | 99.7 | 99.7 | 99.7 | 99.7 | 99.7 |
| GE 400 | 64.0 | 90.6 | 93.9 | 97.0 | 98.3 | 98.7 | 99.0 | 99.0 | 99.0 | 99.0 | 99.0 | 99.7 | 99.7 | 99.7 | 99.7 | 99.7 |
| GE 300 | 64.0 | 90.6 | 93.9 | 97.0 | 98.3 | 98.7 | 99.0 | 99.0 | 99.0 | 99.0 | 99.0 | 99.7 | 99.7 | 99.7 | 99.7 | 99.7 |
| GE 200 | 64.0 | 90.6 | 93.9 | 97.0 | 98.3 | 98.7 | 99.0 | 99.0 | 99.0 | 99.0 | 99.0 | 99.7 | 99.7 | 100.0 | 100.0 | 100.0 |
| GE 100 | 64.0 | 90.6 | 93.9 | 97.0 | 98.3 | 98.7 | 99.0 | 99.0 | 99.0 | 99.0 | 99.0 | 99.7 | 99.7 | 100.0 | 100.0 | 100.0 |
| GE 0 | 64.0 | 90.6 | 93.9 | 97.0 | 98.3 | 98.7 | 99.0 | 99.0 | 99.0 | 99.0 | 99.0 | 99.7 | 99.7 | 100.0 | 100.0 | 100.0 |

TOTAL NUMBER OF OBSERVATIONS: 297

GLOBAL CLIMATOLOGY BRANCH
USAFETAC
AIR WEATHER SERVICE/MAC

PERCENTAGE FREQUENCY OF OCCURRENCE OF CEILING VERSUS VISIBILITY
FROM HOURLY OBSERVATIONS

STATION NUMBER: 225500 STATION NAME: ARKHANGELSK USSR

PERIOD OF RECORD: 78-87
MONTH: AUG HOURS(LST): 1500-1700

| CEILING IN FEET | VISIBILITY IN STATUTE MILES | | | | | | | | | | | | | | | |
|---|---|---|---|---|---|---|---|---|---|---|---|---|---|---|---|---|
| | GE 10 | GE 6 | GE 5 | GE 4 | GE 3 | GE 2 1/2 | GE 2 | GE 1 1/2 | GE 1 1/4 | GE 1 | GE 3/4 | GE 5/8 | GE 1/2 | GE 5/16 | GE 1/4 | GE 0 |
| NO CEIL | 21.7 | 24.0 | 24.3 | 24.3 | 24.3 | 24.3 | 24.3 | 24.3 | 24.3 | 24.3 | 24.3 | 24.3 | 24.3 | 24.3 | 24.3 | 24.3 |
| GE 20000 | 26.7 | 30.3 | 30.7 | 30.7 | 30.7 | 30.7 | 30.7 | 30.7 | 30.7 | 30.7 | 30.7 | 30.7 | 30.7 | 30.7 | 30.7 | 30.7 |
| GE 18000 | 26.7 | 30.3 | 30.7 | 30.7 | 30.7 | 30.7 | 30.7 | 30.7 | 30.7 | 30.7 | 30.7 | 30.7 | 30.7 | 30.7 | 30.7 | 30.7 |
| GE 16000 | 26.7 | 30.3 | 30.7 | 30.7 | 30.7 | 30.7 | 30.7 | 30.7 | 30.7 | 30.7 | 30.7 | 30.7 | 30.7 | 30.7 | 30.7 | 30.7 |
| GE 14000 | 26.7 | 30.3 | 30.7 | 30.7 | 30.7 | 30.7 | 30.7 | 30.7 | 30.7 | 30.7 | 30.7 | 30.7 | 30.7 | 30.7 | 30.7 | 30.7 |
| GE 12000 | 26.7 | 30.3 | 30.7 | 30.7 | 30.7 | 30.7 | 30.7 | 30.7 | 30.7 | 30.7 | 30.7 | 30.7 | 30.7 | 30.7 | 30.7 | 30.7 |
| GE 10000 | 40.3 | 49.7 | 50.0 | 50.0 | 50.0 | 50.0 | 50.3 | 50.3 | 50.3 | 50.3 | 50.3 | 50.3 | 50.3 | 50.3 | 50.3 | 50.3 |
| GE 9000 | 40.3 | 49.7 | 50.0 | 50.0 | 50.0 | 50.0 | 50.3 | 50.3 | 50.3 | 50.3 | 50.3 | 50.3 | 50.3 | 50.3 | 50.3 | 50.3 |
| GE 8000 | 40.3 | 49.7 | 50.0 | 50.0 | 50.0 | 50.0 | 50.3 | 50.3 | 50.3 | 50.3 | 50.3 | 50.3 | 50.3 | 50.3 | 50.3 | 50.3 |
| GE 7000 | 40.3 | 49.7 | 50.0 | 50.0 | 50.0 | 50.0 | 50.3 | 50.3 | 50.3 | 50.3 | 50.3 | 50.3 | 50.3 | 50.3 | 50.3 | 50.3 |
| GE 6000 | 40.3 | 49.7 | 50.0 | 50.0 | 50.0 | 50.0 | 50.3 | 50.3 | 50.3 | 50.3 | 50.3 | 50.3 | 50.3 | 50.3 | 50.3 | 50.3 |
| GE 5000 | 40.3 | 49.7 | 50.0 | 50.0 | 50.0 | 50.0 | 50.3 | 50.3 | 50.3 | 50.3 | 50.3 | 50.3 | 50.3 | 50.3 | 50.3 | 50.3 |
| GE 4500 | 40.3 | 49.7 | 50.0 | 50.0 | 50.0 | 50.0 | 50.3 | 50.3 | 50.3 | 50.3 | 50.3 | 50.3 | 50.3 | 50.3 | 50.3 | 50.3 |
| GE 4000 | 43.7 | 54.0 | 54.3 | 54.3 | 54.3 | 54.3 | 54.7 | 54.7 | 54.7 | 54.7 | 54.7 | 54.7 | 54.7 | 54.7 | 54.7 | 54.7 |
| GE 3500 | 45.0 | 55.3 | 55.7 | 55.7 | 55.7 | 55.7 | 56.0 | 56.0 | 56.0 | 56.0 | 56.0 | 56.0 | 56.0 | 56.0 | 56.0 | 56.0 |
| GE 3000 | 48.3 | 59.7 | 60.0 | 60.0 | 60.0 | 60.0 | 60.3 | 60.3 | 60.3 | 60.3 | 60.3 | 60.3 | 60.3 | 60.3 | 60.3 | 60.3 |
| GE 2500 | 60.7 | 75.7 | 76.7 | 76.7 | 76.7 | 76.7 | 77.0 | 77.0 | 77.0 | 77.0 | 77.0 | 77.0 | 77.0 | 77.0 | 77.0 | 77.0 |
| GE 2000 | 65.0 | 81.3 | 82.7 | 82.7 | 82.7 | 82.7 | 83.0 | 83.0 | 83.0 | 83.0 | 83.0 | 83.0 | 83.0 | 83.0 | 83.0 | 83.0 |
| GE 1800 | 66.7 | 85.0 | 86.3 | 86.3 | 86.3 | 86.3 | 86.7 | 86.7 | 86.7 | 86.7 | 86.7 | 86.7 | 86.7 | 86.7 | 86.7 | 86.7 |
| GE 1500 | 68.3 | 87.3 | 88.7 | 89.0 | 89.0 | 89.0 | 89.3 | 89.3 | 89.3 | 89.3 | 89.3 | 89.3 | 89.3 | 89.3 | 89.3 | 89.3 |
| GE 1200 | 71.7 | 93.3 | 95.3 | 96.3 | 96.3 | 96.3 | 96.7 | 96.7 | 96.7 | 96.7 | 96.7 | 96.7 | 96.7 | 96.7 | 96.7 | 96.7 |
| GE 1000 | 71.7 | 94.7 | 97.0 | 98.3 | 98.3 | 98.3 | 98.7 | 98.7 | 98.7 | 98.7 | 98.7 | 98.7 | 98.7 | 98.7 | 98.7 | 98.7 |
| GE 900 | 71.7 | 94.7 | 97.0 | 98.3 | 98.3 | 98.3 | 98.7 | 98.7 | 98.7 | 98.7 | 98.7 | 98.7 | 98.7 | 98.7 | 98.7 | 98.7 |
| GE 800 | 71.7 | 94.7 | 97.0 | 98.3 | 98.3 | 98.3 | 98.7 | 98.7 | 98.7 | 98.7 | 98.7 | 98.7 | 98.7 | 98.7 | 98.7 | 98.7 |
| GE 700 | 71.7 | 94.7 | 97.3 | 98.7 | 98.7 | 98.7 | 99.0 | 99.0 | 99.0 | 99.0 | 99.0 | 99.0 | 99.0 | 99.0 | 99.0 | 99.0 |
| GE 600 | 71.7 | 95.0 | 97.7 | 99.0 | 99.0 | 99.0 | 99.3 | 99.7 | 99.7 | 99.7 | 99.7 | 99.7 | 99.7 | 99.7 | 99.7 | 99.7 |
| GE 500 | 71.7 | 95.0 | 97.7 | 99.0 | 99.0 | 99.0 | 99.3 | 99.7 | 99.7 | 99.7 | 99.7 | 99.7 | 99.7 | 99.7 | 99.7 | 99.7 |
| GE 400 | 71.7 | 95.0 | 97.7 | 99.3 | 99.3 | 99.3 | 99.7 | 100.0 | 100.0 | 100.0 | 100.0 | 100.0 | 100.0 | 100.0 | 100.0 | 100.0 |
| GE 300 | 71.7 | 95.0 | 97.7 | 99.3 | 99.3 | 99.3 | 99.7 | 100.0 | 100.0 | 100.0 | 100.0 | 100.0 | 100.0 | 100.0 | 100.0 | 100.0 |
| GE 200 | 71.7 | 95.0 | 97.7 | 99.3 | 99.3 | 99.3 | 99.7 | 100.0 | 100.0 | 100.0 | 100.0 | 100.0 | 100.0 | 100.0 | 100.0 | 100.0 |
| GE 100 | 71.7 | 95.0 | 97.7 | 99.3 | 99.3 | 99.3 | 99.7 | 100.0 | 100.0 | 100.0 | 100.0 | 100.0 | 100.0 | 100.0 | 100.0 | 100.0 |
| GE 0 | 71.7 | 95.0 | 97.7 | 99.3 | 99.3 | 99.3 | 99.7 | 100.0 | 100.0 | 100.0 | 100.0 | 100.0 | 100.0 | 100.0 | 100.0 | 100.0 |

TOTAL NUMBER OF OBSERVATIONS: 300

GLOBAL CLIMATOLOGY BRANCH
USAFETAC
AIR WEATHER SERVICE/MAC

PERCENTAGE FREQUENCY OF OCCURRENCE OF CEILING VERSUS VISIBILITY
FROM HOURLY OBSERVATIONS

STATION NUMBER: 22550 STATION NAME: ARKHANGELSK USSR

PERIOD OF RECORD: 78-87
MONTH: AUG HOURS(LST): 1800-2000

| CEILING IN FEET | VISIBILITY IN STATUTE MILES | | | | | | | | | | | | | | | |
|---|---|---|---|---|---|---|---|---|---|---|---|---|---|---|---|---|
| | GE 10 | GE 6 | GE 5 | GE 4 | GE 3 | GE 2 1/2 | GE 2 | GE 1 1/2 | GE 1 1/4 | GE 1 | GE 3/4 | GE 5/8 | GE 1/2 | GE 5/16 | GE 1/4 | GE 0 |
| NO CEIL | 21.8 | 27.2 | 27.2 | 28.2 | 28.2 | 28.2 | 28.2 | 28.2 | 28.2 | 28.2 | 28.2 | 28.2 | 28.2 | 28.2 | 28.2 | 28.2 |
| GE 20000 | 27.5 | 34.6 | 34.9 | 35.9 | 35.9 | 35.9 | 35.9 | 35.9 | 35.9 | 35.9 | 35.9 | 35.9 | 35.9 | 35.9 | 35.9 | 35.9 |
| GE 18000 | 27.5 | 34.6 | 34.9 | 35.9 | 35.9 | 35.9 | 35.9 | 35.9 | 35.9 | 35.9 | 35.9 | 35.9 | 35.9 | 35.9 | 35.9 | 35.9 |
| GE 16000 | 27.5 | 34.6 | 34.9 | 35.9 | 35.9 | 35.9 | 35.9 | 35.9 | 35.9 | 35.9 | 35.9 | 35.9 | 35.9 | 35.9 | 35.9 | 35.9 |
| GE 14000 | 27.5 | 34.6 | 34.9 | 35.9 | 35.9 | 35.9 | 35.9 | 35.9 | 35.9 | 35.9 | 35.9 | 35.9 | 35.9 | 35.9 | 35.9 | 35.9 |
| GE 12000 | 27.5 | 34.6 | 34.9 | 35.9 | 35.9 | 35.9 | 35.9 | 35.9 | 35.9 | 35.9 | 35.9 | 35.9 | 35.9 | 35.9 | 35.9 | 35.9 |
| GE 10000 | 44.0 | 55.7 | 56.7 | 58.1 | 58.1 | 58.1 | 58.1 | 58.1 | 58.1 | 58.1 | 58.1 | 58.1 | 58.1 | 58.1 | 58.1 | 58.1 |
| GE 9000 | 44.0 | 55.7 | 56.7 | 58.1 | 58.1 | 58.1 | 58.1 | 58.1 | 58.1 | 58.1 | 58.1 | 58.1 | 58.1 | 58.1 | 58.1 | 58.1 |
| GE 8000 | 44.0 | 55.7 | 56.7 | 58.1 | 58.1 | 58.1 | 58.1 | 58.1 | 58.1 | 58.1 | 58.1 | 58.1 | 58.1 | 58.1 | 58.1 | 58.1 |
| GE 7000 | 44.0 | 55.7 | 56.7 | 58.1 | 58.1 | 58.1 | 58.1 | 58.1 | 58.1 | 58.1 | 58.1 | 58.1 | 58.1 | 58.1 | 58.1 | 58.1 |
| GE 6000 | 44.0 | 55.7 | 56.7 | 58.1 | 58.1 | 58.1 | 58.1 | 58.1 | 58.1 | 58.1 | 58.1 | 58.1 | 58.1 | 58.1 | 58.1 | 58.1 |
| GE 5000 | 44.6 | 56.4 | 57.4 | 58.7 | 58.7 | 58.7 | 58.7 | 58.7 | 58.7 | 58.7 | 58.7 | 58.7 | 58.7 | 58.7 | 58.7 | 58.7 |
| GE 4500 | 44.6 | 56.4 | 57.4 | 58.7 | 58.7 | 58.7 | 58.7 | 58.7 | 58.7 | 58.7 | 58.7 | 58.7 | 58.7 | 58.7 | 58.7 | 58.7 |
| GE 4000 | 47.3 | 59.7 | 61.1 | 62.4 | 62.4 | 62.4 | 62.4 | 62.4 | 62.4 | 62.4 | 62.4 | 62.4 | 62.4 | 62.4 | 62.4 | 62.4 |
| GE 3500 | 48.0 | 60.4 | 61.7 | 63.1 | 63.1 | 63.1 | 63.1 | 63.1 | 63.1 | 63.1 | 63.1 | 63.1 | 63.1 | 63.1 | 63.1 | 63.1 |
| GE 3000 | 50.3 | 63.4 | 64.8 | 66.1 | 66.1 | 66.1 | 66.1 | 66.1 | 66.1 | 66.1 | 66.1 | 66.1 | 66.1 | 66.1 | 66.1 | 66.1 |
| GE 2500 | 56.7 | 72.2 | 74.8 | 76.2 | 76.2 | 76.2 | 76.2 | 76.2 | 76.2 | 76.2 | 76.2 | 76.2 | 76.2 | 76.2 | 76.2 | 76.2 |
| GE 2000 | 61.4 | 79.2 | 80.9 | 82.2 | 82.6 | 82.6 | 82.6 | 82.6 | 82.6 | 82.6 | 82.6 | 82.6 | 82.6 | 82.6 | 82.6 | 82.6 |
| GE 1800 | 63.1 | 81.9 | 83.6 | 84.9 | 85.2 | 85.2 | 85.2 | 85.2 | 85.2 | 85.2 | 85.2 | 85.2 | 85.2 | 85.2 | 85.2 | 85.2 |
| GE 1600 | 64.4 | 85.9 | 87.6 | 88.9 | 89.3 | 89.6 | 89.9 | 89.9 | 89.9 | 89.9 | 89.9 | 89.9 | 89.9 | 89.9 | 89.9 | 89.9 |
| GE 1200 | 66.8 | 90.3 | 92.6 | 94.6 | 95.3 | 96.0 | 96.3 | 96.3 | 96.3 | 96.3 | 96.3 | 96.3 | 96.3 | 96.3 | 96.3 | 96.3 |
| GE 1000 | 67.4 | 91.9 | 94.3 | 96.6 | 97.3 | 98.0 | 98.3 | 98.3 | 98.3 | 98.3 | 98.3 | 98.3 | 98.3 | 98.3 | 98.3 | 98.3 |
| GE 900 | 67.4 | 92.6 | 95.0 | 97.3 | 98.0 | 98.7 | 99.0 | 99.0 | 99.0 | 99.0 | 99.0 | 99.0 | 99.0 | 99.0 | 99.0 | 99.0 |
| GE 800 | 67.4 | 93.0 | 95.3 | 97.7 | 98.3 | 99.0 | 99.3 | 99.3 | 99.3 | 99.3 | 99.3 | 99.3 | 99.3 | 99.3 | 99.3 | 99.3 |
| GE 700 | 67.8 | 93.3 | 95.6 | 98.0 | 98.7 | 99.3 | 99.7 | 99.7 | 99.7 | 99.7 | 99.7 | 99.7 | 99.7 | 99.7 | 99.7 | 99.7 |
| GE 600 | 67.8 | 93.6 | 96.0 | 98.3 | 99.0 | 99.7 | 100.0 | 100.0 | 100.0 | 100.0 | 100.0 | 100.0 | 100.0 | 100.0 | 100.0 | 100.0 |
| GE 500 | 67.8 | 93.6 | 96.0 | 98.3 | 99.0 | 99.7 | 100.0 | 100.0 | 100.0 | 100.0 | 100.0 | 100.0 | 100.0 | 100.0 | 100.0 | 100.0 |
| GE 400 | 67.8 | 93.6 | 96.0 | 98.3 | 99.0 | 99.7 | 100.0 | 100.0 | 100.0 | 100.0 | 100.0 | 100.0 | 100.0 | 100.0 | 100.0 | 100.0 |
| GE 300 | 67.8 | 93.6 | 96.0 | 98.3 | 99.0 | 99.7 | 100.0 | 100.0 | 100.0 | 100.0 | 100.0 | 100.0 | 100.0 | 100.0 | 100.0 | 100.0 |
| GE 200 | 67.8 | 93.6 | 96.0 | 98.3 | 99.0 | 99.7 | 100.0 | 100.0 | 100.0 | 100.0 | 100.0 | 100.0 | 100.0 | 100.0 | 100.0 | 100.0 |
| GE 100 | 67.8 | 93.6 | 96.0 | 98.3 | 99.0 | 99.7 | 100.0 | 100.0 | 100.0 | 100.0 | 100.0 | 100.0 | 100.0 | 100.0 | 100.0 | 100.0 |
| GE 0 | 67.8 | 93.6 | 96.0 | 98.3 | 99.0 | 99.7 | 100.0 | 100.0 | 100.0 | 100.0 | 100.0 | 100.0 | 100.0 | 100.0 | 100.0 | 100.0 |

TOTAL NUMBER OF OBSERVATIONS: 298

GLOBAL CLIMATOLOGY BRANCH
USAFETAC
AIR WEATHER SERVICE/MAC

PERCENTAGE FREQUENCY OF OCCURRENCE OF CEILING VERSUS VISIBILITY
FROM HOURLY OBSERVATIONS

STATION NUMBER: 225500 STATION NAME: ARKHANGELSK USSR

PERIOD OF RECORD: 78-87
MONTH: AUG HOURS(LST): 2100-2300

| CEILING IN FEET | VISIBILITY IN STATUTE MILES | | | | | | | | | | | | | | | |
|---|---|---|---|---|---|---|---|---|---|---|---|---|---|---|---|---|
| | GE 10 | GE 6 | GE 5 | GE 4 | GE 3 | GE 2 1/2 | GE 2 | GE 1 1/2 | GE 1 1/4 | GE 1 | GE 7/8 | GE 5/8 | GE 1/2 | GE 9/16 | GE 1/4 | GE 0 |
| NO CEIL | 21.9 | 29.5 | 29.5 | 30.1 | 30.5 | 30.5 | 30.5 | 30.5 | 30.5 | 30.5 | 30.5 | 30.5 | 30.5 | 30.5 | 30.5 | 30.5 |
| GE 20000 | 27.5 | 37.4 | 37.7 | 38.4 | 38.7 | 38.7 | 38.7 | 38.7 | 38.7 | 38.7 | 38.7 | 38.7 | 38.7 | 38.7 | 38.7 | 38.7 |
| GE 18000 | 27.5 | 37.4 | 37.7 | 38.4 | 38.7 | 38.7 | 38.7 | 38.7 | 38.7 | 38.7 | 38.7 | 38.7 | 38.7 | 38.7 | 38.7 | 38.7 |
| GE 16000 | 27.5 | 37.4 | 37.7 | 38.4 | 38.7 | 38.7 | 38.7 | 38.7 | 38.7 | 38.7 | 38.7 | 38.7 | 38.7 | 38.7 | 38.7 | 38.7 |
| GE 14000 | 27.5 | 37.4 | 37.7 | 38.4 | 38.7 | 38.7 | 38.7 | 38.7 | 38.7 | 38.7 | 38.7 | 38.7 | 38.7 | 38.7 | 38.7 | 38.7 |
| GE 12000 | 27.5 | 37.4 | 37.7 | 38.4 | 38.7 | 38.7 | 38.7 | 38.7 | 38.7 | 38.7 | 38.7 | 38.7 | 38.7 | 38.7 | 38.7 | 38.7 |
| GE 10000 | 40.7 | 57.9 | 59.6 | 60.3 | 60.6 | 60.6 | 60.6 | 60.9 | 60.9 | 60.9 | 60.9 | 60.9 | 60.9 | 60.9 | 60.9 | 60.9 |
| GE 9000 | 40.7 | 57.9 | 59.6 | 60.3 | 60.6 | 60.6 | 60.6 | 60.9 | 60.9 | 60.9 | 60.9 | 60.9 | 60.9 | 60.9 | 60.9 | 60.9 |
| GE 8000 | 40.7 | 57.9 | 59.6 | 60.3 | 60.6 | 60.6 | 60.6 | 60.9 | 60.9 | 60.9 | 60.9 | 60.9 | 60.9 | 60.9 | 60.9 | 60.9 |
| GE 7000 | 40.7 | 57.9 | 59.6 | 60.3 | 60.6 | 60.6 | 60.6 | 60.9 | 60.9 | 60.9 | 60.9 | 60.9 | 60.9 | 60.9 | 60.9 | 60.9 |
| GE 6000 | 40.7 | 57.9 | 59.6 | 60.3 | 60.6 | 60.6 | 60.6 | 60.9 | 60.9 | 60.9 | 60.9 | 60.9 | 60.9 | 60.9 | 60.9 | 60.9 |
| GE 5000 | 41.4 | 58.6 | 60.3 | 60.9 | 61.3 | 61.3 | 61.3 | 61.6 | 61.6 | 61.6 | 61.6 | 61.6 | 61.6 | 61.6 | 61.6 | 61.6 |
| GE 4500 | 41.4 | 59.3 | 60.9 | 61.6 | 61.9 | 61.9 | 61.9 | 62.3 | 62.3 | 62.3 | 62.3 | 62.3 | 62.3 | 62.3 | 62.3 | 62.3 |
| GE 4000 | 42.7 | 62.6 | 64.2 | 64.9 | 65.2 | 65.2 | 65.2 | 65.6 | 65.6 | 65.6 | 65.6 | 65.6 | 65.6 | 65.6 | 65.6 | 65.6 |
| GE 3500 | 44.7 | 64.9 | 66.6 | 67.2 | 67.5 | 67.5 | 67.5 | 67.9 | 67.9 | 67.9 | 67.9 | 67.9 | 67.9 | 67.9 | 67.9 | 67.9 |
| GE 3000 | 46.7 | 66.9 | 68.5 | 69.2 | 69.5 | 69.5 | 69.5 | 69.9 | 69.9 | 69.9 | 69.9 | 69.9 | 69.9 | 69.9 | 69.9 | 69.9 |
| GE 2500 | 50.0 | 73.5 | 75.2 | 75.8 | 76.2 | 76.5 | 76.5 | 76.8 | 76.8 | 76.8 | 76.8 | 76.8 | 76.8 | 76.8 | 76.8 | 76.8 |
| GE 2000 | 52.9 | 76.2 | 78.5 | 79.1 | 79.5 | 79.8 | 79.8 | 80.1 | 80.1 | 80.1 | 80.1 | 80.1 | 80.1 | 80.1 | 80.1 | 80.1 |
| GE 1800 | 53.3 | 78.1 | 80.5 | 81.1 | 81.5 | 81.8 | 81.8 | 82.1 | 82.1 | 82.1 | 82.1 | 82.1 | 82.1 | 82.1 | 82.1 | 82.1 |
| GE 1500 | 54.0 | 80.8 | 83.1 | 84.4 | 85.1 | 85.4 | 85.4 | 85.8 | 86.1 | 86.1 | 86.1 | 86.1 | 86.1 | 86.1 | 86.1 | 86.1 |
| GE 1200 | 57.3 | 87.1 | 90.4 | 92.4 | 93.0 | 93.4 | 93.7 | 94.4 | 94.7 | 94.7 | 94.7 | 94.7 | 94.7 | 94.7 | 94.7 | 94.7 |
| GE 1000 | 57.9 | 90.4 | 93.7 | 96.0 | 96.7 | 97.0 | 97.4 | 98.0 | 98.3 | 98.3 | 98.3 | 98.3 | 98.3 | 98.3 | 98.3 | 98.3 |
| GE 900 | 57.9 | 90.4 | 93.7 | 96.0 | 96.7 | 97.0 | 97.4 | 98.0 | 98.3 | 98.3 | 98.3 | 98.3 | 98.3 | 98.3 | 98.3 | 98.3 |
| GE 800 | 58.3 | 90.7 | 94.0 | 96.7 | 97.4 | 97.7 | 98.0 | 98.7 | 99.0 | 99.0 | 99.0 | 99.0 | 99.0 | 99.0 | 99.0 | 99.0 |
| GE 700 | 58.9 | 91.4 | 94.7 | 97.7 | 98.3 | 98.7 | 99.0 | 99.7 | 100.0 | 100.0 | 100.0 | 100.0 | 100.0 | 100.0 | 100.0 | 100.0 |
| GE 600 | 58.9 | 91.4 | 94.7 | 97.7 | 98.3 | 98.7 | 99.0 | 99.7 | 100.0 | 100.0 | 100.0 | 100.0 | 100.0 | 100.0 | 100.0 | 100.0 |
| GE 500 | 58.9 | 91.4 | 94.7 | 97.7 | 98.3 | 98.7 | 99.0 | 99.7 | 100.0 | 100.0 | 100.0 | 100.0 | 100.0 | 100.0 | 100.0 | 100.0 |
| GE 400 | 58.9 | 91.4 | 94.7 | 97.7 | 98.3 | 98.7 | 99.0 | 99.7 | 100.0 | 100.0 | 100.0 | 100.0 | 100.0 | 100.0 | 100.0 | 100.0 |
| GE 300 | 58.9 | 91.4 | 94.7 | 97.7 | 98.3 | 98.7 | 99.0 | 99.7 | 100.0 | 100.0 | 100.0 | 100.0 | 100.0 | 100.0 | 100.0 | 100.0 |
| GE 200 | 58.9 | 91.4 | 94.7 | 97.7 | 98.3 | 98.7 | 99.0 | 99.7 | 100.0 | 100.0 | 100.0 | 100.0 | 100.0 | 100.0 | 100.0 | 100.0 |
| GE 100 | 58.9 | 91.4 | 94.7 | 97.7 | 98.3 | 98.7 | 99.0 | 99.7 | 100.0 | 100.0 | 100.0 | 100.0 | 100.0 | 100.0 | 100.0 | 100.0 |
| GE 0 | 58.9 | 91.4 | 94.7 | 97.7 | 98.3 | 98.7 | 99.0 | 99.7 | 100.0 | 100.0 | 100.0 | 100.0 | 100.0 | 100.0 | 100.0 | 100.0 |

TOTAL NUMBER OF OBSERVATIONS: 302

GLOBAL CLIMATOLOGY BRANCH
USAFETAC
AIR WEATHER SERVICE/MAC

PERCENTAGE FREQUENCY OF OCCURRENCE OF CEILING VERSUS VISIBILITY
FROM HOURLY OBSERVATIONS

STATION NUMBER: 22550C STATION NAME: ARKHANGELSK USSR

PERIOD OF RECORD: 78-87
MONTH: AUG HOURS(LST): ALL

| CEILING IN FEET | VISIBILITY IN STATUTE MILES | | | | | | | | | | | | | | | |
|---|---|---|---|---|---|---|---|---|---|---|---|---|---|---|---|---|
| | GE 10 | GE 6 | GE 5 | GE 4 | GE 3 | GE 2 1/2 | GE 2 | GE 1 1/2 | GE 1 1/4 | GE 1 | GE 3/4 | GE 5/8 | GE 1/2 | GE 5/16 | GE 1/4 | GE 0 |
| NO CEIL | 17.1 | 23.5 | 24.0 | 24.5 | 24.5 | 24.6 | 24.7 | 24.7 | 24.8 | 24.8 | 24.8 | 24.9 | 25.0 | 25.2 | 25.3 | 25.5 |
| GE 20000 | 21.2 | 29.4 | 30.2 | 30.7 | 31.0 | 31.1 | 31.1 | 31.2 | 31.3 | 31.3 | 31.4 | 31.4 | 31.5 | 31.7 | 31.8 | 32.2 |
| GE 18000 | 21.2 | 29.4 | 30.2 | 30.7 | 31.0 | 31.1 | 31.1 | 31.2 | 31.3 | 31.3 | 31.4 | 31.4 | 31.5 | 31.7 | 31.8 | 32.2 |
| GE 16000 | 21.2 | 29.4 | 30.2 | 30.7 | 31.0 | 31.1 | 31.1 | 31.2 | 31.3 | 31.3 | 31.4 | 31.4 | 31.5 | 31.7 | 31.8 | 32.2 |
| GE 14000 | 21.2 | 29.4 | 30.2 | 30.7 | 31.0 | 31.1 | 31.1 | 31.2 | 31.3 | 31.3 | 31.4 | 31.4 | 31.5 | 31.7 | 31.8 | 32.2 |
| GE 12000 | 21.2 | 29.4 | 30.2 | 30.7 | 31.0 | 31.1 | 31.1 | 31.2 | 31.3 | 31.3 | 31.4 | 31.4 | 31.5 | 31.7 | 31.8 | 32.2 |
| GE 10000 | 37.0 | 52.6 | 53.9 | 54.8 | 55.0 | 55.2 | 55.3 | 55.5 | 55.6 | 55.7 | 55.7 | 55.8 | 55.9 | 56.1 | 56.2 | 56.6 |
| GE 9000 | 37.0 | 52.6 | 53.9 | 54.8 | 55.0 | 55.2 | 55.3 | 55.5 | 55.6 | 55.7 | 55.7 | 55.8 | 55.9 | 56.1 | 56.2 | 56.6 |
| GE 8000 | 37.0 | 52.6 | 53.9 | 54.8 | 55.0 | 55.2 | 55.3 | 55.5 | 55.6 | 55.7 | 55.7 | 55.8 | 55.9 | 56.1 | 56.2 | 56.6 |
| GE 7000 | 37.0 | 52.6 | 53.9 | 54.8 | 55.0 | 55.2 | 55.3 | 55.5 | 55.6 | 55.7 | 55.7 | 55.8 | 55.9 | 56.1 | 56.2 | 56.6 |
| GE 6000 | 37.0 | 52.6 | 53.9 | 54.9 | 55.1 | 55.3 | 55.4 | 55.6 | 55.7 | 55.7 | 55.8 | 55.9 | 56.0 | 56.2 | 56.3 | 56.7 |
| GE 5000 | 37.3 | 52.9 | 54.2 | 55.2 | 55.4 | 55.6 | 55.7 | 55.9 | 55.9 | 56.0 | 56.1 | 56.2 | 56.3 | 56.5 | 56.6 | 57.0 |
| GE 4500 | 37.4 | 53.2 | 54.5 | 55.4 | 55.7 | 55.9 | 56.0 | 56.2 | 56.2 | 56.3 | 56.4 | 56.4 | 56.6 | 56.8 | 56.9 | 57.2 |
| GE 4000 | 39.0 | 55.5 | 56.9 | 57.6 | 58.1 | 58.3 | 58.4 | 58.5 | 58.6 | 58.7 | 58.8 | 58.8 | 59.0 | 59.2 | 59.3 | 59.6 |
| GE 3500 | 40.2 | 57.0 | 58.4 | 59.4 | 59.7 | 59.9 | 60.0 | 60.1 | 60.2 | 60.3 | 60.3 | 60.4 | 60.6 | 60.8 | 60.8 | 61.2 |
| GE 3000 | 42.0 | 59.6 | 61.1 | 62.1 | 62.4 | 62.6 | 62.7 | 62.9 | 63.0 | 63.1 | 63.1 | 63.2 | 63.3 | 63.5 | 63.6 | 64.0 |
| GE 2500 | 48.5 | 68.7 | 70.6 | 71.6 | 71.9 | 72.2 | 72.4 | 72.5 | 72.6 | 72.7 | 72.7 | 72.9 | 73.0 | 73.2 | 73.3 | 73.7 |
| GE 2000 | 51.3 | 73.0 | 75.1 | 76.3 | 76.7 | 77.0 | 77.1 | 77.3 | 77.4 | 77.5 | 77.5 | 77.7 | 77.8 | 78.0 | 78.1 | 78.5 |
| GE 1800 | 52.7 | 75.5 | 77.7 | 79.0 | 79.4 | 79.7 | 79.9 | 80.0 | 80.1 | 80.2 | 80.2 | 80.4 | 80.5 | 80.7 | 80.8 | 81.2 |
| GE 1500 | 54.0 | 78.4 | 80.9 | 82.7 | 83.2 | 83.5 | 83.8 | 83.9 | 84.0 | 84.1 | 84.2 | 84.3 | 84.5 | 84.7 | 84.8 | 85.2 |
| GE 1200 | 57.0 | 85.0 | 88.0 | 90.2 | 90.9 | 91.3 | 91.6 | 92.0 | 92.1 | 92.2 | 92.2 | 92.4 | 92.5 | 92.7 | 92.8 | 93.2 |
| GE 1000 | 57.6 | 87.2 | 90.4 | 93.0 | 93.8 | 94.3 | 94.7 | 95.0 | 95.1 | 95.2 | 95.3 | 95.4 | 95.6 | 95.8 | 95.9 | 96.3 |
| GE 900 | 57.7 | 87.8 | 91.0 | 93.6 | 94.3 | 94.8 | 95.3 | 95.6 | 95.7 | 95.8 | 95.9 | 96.0 | 96.1 | 96.4 | 96.4 | 96.9 |
| GE 800 | 57.9 | 88.1 | 91.3 | 93.9 | 94.8 | 95.3 | 95.8 | 96.1 | 96.2 | 96.3 | 96.4 | 96.5 | 96.6 | 96.9 | 96.9 | 97.4 |
| GE 700 | 58.1 | 88.7 | 91.9 | 94.8 | 95.7 | 96.2 | 96.7 | 97.1 | 97.2 | 97.3 | 97.4 | 97.5 | 97.7 | 97.9 | 97.9 | 98.4 |
| GE 600 | 58.2 | 89.0 | 92.4 | 95.3 | 96.2 | 96.8 | 97.2 | 97.7 | 97.8 | 97.9 | 97.9 | 98.2 | 98.3 | 98.5 | 98.6 | 99.0 |
| GE 500 | 58.2 | 89.1 | 92.4 | 95.3 | 96.3 | 96.9 | 97.3 | 97.7 | 97.9 | 98.0 | 98.0 | 98.2 | 98.4 | 98.6 | 98.7 | 99.1 |
| GE 400 | 58.2 | 89.2 | 92.5 | 95.5 | 96.4 | 97.0 | 97.5 | 97.9 | 98.0 | 98.2 | 98.2 | 98.5 | 98.6 | 98.8 | 98.9 | 99.3 |
| GE 300 | 58.2 | 89.2 | 92.5 | 95.5 | 96.4 | 97.0 | 97.5 | 97.9 | 98.0 | 98.2 | 98.2 | 98.5 | 98.6 | 98.8 | 98.9 | 99.3 |
| GE 200 | 58.2 | 89.2 | 92.5 | 95.5 | 96.4 | 97.0 | 97.5 | 97.9 | 98.0 | 98.2 | 98.2 | 98.5 | 98.9 | 99.2 | 99.4 | 99.8 |
| GE 100 | 58.2 | 89.2 | 92.5 | 95.5 | 96.4 | 97.0 | 97.5 | 97.9 | 98.0 | 98.2 | 98.2 | 98.5 | 98.9 | 99.3 | 99.5 | 99.9 |
| GE 0 | 58.2 | 89.2 | 92.5 | 95.5 | 96.4 | 97.0 | 97.5 | 97.9 | 98.0 | 98.2 | 98.2 | 98.5 | 98.9 | 99.3 | 99.5 | 100.0 |

TOTAL NUMBER OF OBSERVATIONS: 2368

GLOBAL CLIMATOLOGY BRANCH
USAFETAC
AIR WEATHER SERVICE/MAC

PERCENTAGE FREQUENCY OF OCCURRENCE OF CEILING VERSUS VISIBILITY
FROM HOURLY OBSERVATIONS

STATION NUMBER: 225500 STATION NAME: ARKHANGELSK USSR

PERIOD OF RECORD: 78-87
MONTH: SEP HOURS(LST): 0000-0200

| CEILING IN FEET | VISIBILITY IN STATUTE MILES | | | | | | | | | | | | | | | |
|---|---|---|---|---|---|---|---|---|---|---|---|---|---|---|---|---|
| | GE 10 | GE 6 | GE 5 | GE 4 | GE 3 | GE 2 1/2 | GE 2 | GE 1 1/2 | GE 1 1/4 | GE 1 | GE 3/4 | GE 5/8 | GE 1/2 | GE 5/16 | GE 1/4 | GE 0 |
| NO CEIL | 18.6 | 26.7 | 26.7 | 27.7 | 28.4 | 28.4 | 28.4 | 28.4 | 28.4 | 28.4 | 28.4 | 28.4 | 28.4 | 28.4 | 28.8 | 29.5 |
| GE 22000 | 20.4 | 28.8 | 28.8 | 29.8 | 30.5 | 30.5 | 30.5 | 30.5 | 30.5 | 30.5 | 30.5 | 30.5 | 30.5 | 30.5 | 30.9 | 31.6 |
| GE 18000 | 20.4 | 28.8 | 28.8 | 29.8 | 30.5 | 30.5 | 30.5 | 30.5 | 30.5 | 30.5 | 30.5 | 30.5 | 30.5 | 30.5 | 30.9 | 31.6 |
| GE 16000 | 20.4 | 28.8 | 28.8 | 29.8 | 30.5 | 30.5 | 30.5 | 30.5 | 30.5 | 30.5 | 30.5 | 30.5 | 30.5 | 30.5 | 30.9 | 31.6 |
| GE 14000 | 20.4 | 28.8 | 28.8 | 29.8 | 30.5 | 30.5 | 30.5 | 30.5 | 30.5 | 30.5 | 30.5 | 30.5 | 30.5 | 30.5 | 30.9 | 31.6 |
| GE 12000 | 20.4 | 28.8 | 28.8 | 29.8 | 30.5 | 30.5 | 30.5 | 30.5 | 30.5 | 30.5 | 30.5 | 30.5 | 30.5 | 30.5 | 30.9 | 31.6 |
| GE 10000 | 35.8 | 51.2 | 51.9 | 54.0 | 54.7 | 54.7 | 54.7 | 54.7 | 55.4 | 55.4 | 55.4 | 55.4 | 55.4 | 55.4 | 55.8 | 56.5 |
| GE 9000 | 35.8 | 51.2 | 51.9 | 54.0 | 54.7 | 54.7 | 54.7 | 54.7 | 55.4 | 55.4 | 55.4 | 55.4 | 55.4 | 55.4 | 55.8 | 56.5 |
| GE 8000 | 35.8 | 51.2 | 51.9 | 54.0 | 54.7 | 54.7 | 54.7 | 54.7 | 55.4 | 55.4 | 55.4 | 55.4 | 55.4 | 55.4 | 55.8 | 56.5 |
| GE 7000 | 35.8 | 51.2 | 51.9 | 54.0 | 54.7 | 54.7 | 54.7 | 54.7 | 55.4 | 55.4 | 55.4 | 55.4 | 55.4 | 55.4 | 55.8 | 56.5 |
| GE 6000 | 35.8 | 51.2 | 51.9 | 54.0 | 54.7 | 54.7 | 54.7 | 54.7 | 55.4 | 55.4 | 55.4 | 55.4 | 55.4 | 55.4 | 55.8 | 56.5 |
| GE 5000 | 36.1 | 51.9 | 52.6 | 54.7 | 55.4 | 55.4 | 55.4 | 55.4 | 56.1 | 56.1 | 56.1 | 56.1 | 56.1 | 56.1 | 56.5 | 57.2 |
| GE 4500 | 36.5 | 52.3 | 53.0 | 55.1 | 55.8 | 55.8 | 55.8 | 55.8 | 56.8 | 56.8 | 56.8 | 56.8 | 56.8 | 56.8 | 57.2 | 57.9 |
| GE 4000 | 37.2 | 53.3 | 54.0 | 56.1 | 56.8 | 56.8 | 56.8 | 56.8 | 57.9 | 57.9 | 57.9 | 57.9 | 57.9 | 57.9 | 58.2 | 58.9 |
| GE 3500 | 38.6 | 55.8 | 56.5 | 58.6 | 59.3 | 59.3 | 59.3 | 59.3 | 60.4 | 60.4 | 60.4 | 60.4 | 60.4 | 60.4 | 60.7 | 61.4 |
| GE 3000 | 40.0 | 57.9 | 58.6 | 60.7 | 61.4 | 61.4 | 61.4 | 61.4 | 62.5 | 62.5 | 62.5 | 62.5 | 62.5 | 62.5 | 62.8 | 63.5 |
| GE 2500 | 42.5 | 63.2 | 64.2 | 66.3 | 67.0 | 67.0 | 67.0 | 67.0 | 68.1 | 68.1 | 68.1 | 68.1 | 68.1 | 68.1 | 68.4 | 69.1 |
| GE 2000 | 44.2 | 67.0 | 68.1 | 70.2 | 70.9 | 70.9 | 70.9 | 70.9 | 71.9 | 71.9 | 71.9 | 71.9 | 71.9 | 71.9 | 72.3 | 73.0 |
| GE 1800 | 45.3 | 68.8 | 70.2 | 72.6 | 73.3 | 73.3 | 73.3 | 73.3 | 74.4 | 74.4 | 74.4 | 74.4 | 74.4 | 74.4 | 74.7 | 75.4 |
| GE 1500 | 47.4 | 74.4 | 75.8 | 78.6 | 79.3 | 79.3 | 79.3 | 79.3 | 80.4 | 80.4 | 80.4 | 80.4 | 80.4 | 80.4 | 80.7 | 81.4 |
| GE 1200 | 49.8 | 81.8 | 83.5 | 87.4 | 88.1 | 88.1 | 88.1 | 88.1 | 89.1 | 89.5 | 89.5 | 89.5 | 89.5 | 89.5 | 89.8 | 90.5 |
| GE 1000 | 50.9 | 86.3 | 88.4 | 92.6 | 93.7 | 93.7 | 94.0 | 94.0 | 95.1 | 95.4 | 95.4 | 95.4 | 95.4 | 95.4 | 95.8 | 96.5 |
| GE 900 | 50.5 | 86.3 | 88.4 | 93.0 | 94.0 | 94.0 | 94.4 | 94.4 | 95.4 | 95.8 | 95.8 | 95.8 | 95.8 | 95.8 | 96.1 | 96.8 |
| GE 800 | 50.5 | 86.3 | 88.8 | 93.3 | 94.4 | 94.4 | 94.7 | 94.7 | 95.8 | 96.1 | 96.1 | 96.1 | 96.1 | 96.1 | 96.5 | 97.2 |
| GE 700 | 50.5 | 86.3 | 88.8 | 93.3 | 94.4 | 94.4 | 94.7 | 94.7 | 95.8 | 96.1 | 96.1 | 96.1 | 96.1 | 96.1 | 96.5 | 97.2 |
| GE 600 | 50.5 | 86.3 | 89.1 | 93.7 | 94.7 | 94.7 | 95.1 | 95.1 | 96.1 | 96.5 | 96.5 | 96.5 | 96.5 | 96.5 | 96.8 | 97.5 |
| GE 500 | 50.5 | 86.3 | 89.1 | 93.7 | 94.7 | 94.7 | 95.1 | 95.1 | 96.1 | 96.5 | 96.5 | 96.5 | 96.5 | 96.5 | 96.8 | 97.5 |
| GE 400 | 51.5 | 87.0 | 89.8 | 94.4 | 95.4 | 95.4 | 95.8 | 95.8 | 96.8 | 97.5 | 97.5 | 97.5 | 97.5 | 97.5 | 97.9 | 98.6 |
| GE 300 | 50.5 | 87.0 | 89.8 | 94.4 | 95.4 | 95.4 | 95.8 | 95.8 | 96.8 | 97.5 | 97.5 | 97.5 | 97.5 | 97.5 | 97.9 | 98.6 |
| GE 200 | 50.5 | 87.0 | 89.8 | 94.4 | 95.4 | 95.4 | 95.8 | 95.6 | 96.8 | 97.5 | 97.5 | 97.5 | 97.9 | 98.2 | 98.6 | 99.3 |
| GE 100 | 50.5 | 87.0 | 89.8 | 94.4 | 95.4 | 95.4 | 95.8 | 95.8 | 96.8 | 97.5 | 97.5 | 97.5 | 97.9 | 98.2 | 98.6 | 99.3 |
| GE 0 | 50.5 | 87.0 | 89.8 | 94.4 | 95.4 | 95.4 | 95.8 | 95.8 | 96.8 | 97.5 | 97.5 | 97.5 | 97.9 | 98.2 | 98.6 | 100.0 |

TOTAL NUMBER OF OBSERVATIONS: 285

GLOBAL CLIMATOLOGY BRANCH
USAFETAC
AIR WEATHER SERVICE/MAC

PERCENTAGE FREQUENCY OF OCCURRENCE OF CEILING VERSUS VISIBILITY
FROM HOURLY OBSERVATIONS

STATION NUMBER: 225500 STATION NAME: ARKHANGELSK USSR

PERIOD OF RECORD: 78-87
MONTH: SEP HOURS(LST): 0300-0500

| CEILING IN FEET | VISIBILITY IN STATUTE MILES | | | | | | | | | | | | | | | |
|---|---|---|---|---|---|---|---|---|---|---|---|---|---|---|---|---|
| | GE 10 | GE 6 | GE 5 | GE 4 | GE 3 | GE 2 1/2 | GE 2 | GE 1 1/2 | GE 1 1/4 | GE 1 | GE 3/4 | GE 5/8 | GE 1/2 | GE 5/16 | GE 1/4 | GE 0 |
| NO CEIL | 14.7 | 20.0 | 21.1 | 21.1 | 21.4 | 21.4 | 21.4 | 21.8 | 22.1 | 22.1 | 22.1 | 22.1 | 23.2 | 23.9 | 24.2 | 24.6 |
| GE 20000 | 17.5 | 23.2 | 24.2 | 24.2 | 24.6 | 24.6 | 24.6 | 24.9 | 25.3 | 25.3 | 25.3 | 25.3 | 26.3 | 27.0 | 27.4 | 27.7 |
| GE 18000 | 17.5 | 23.2 | 24.2 | 24.2 | 24.6 | 24.6 | 24.6 | 24.9 | 25.3 | 25.3 | 25.3 | 25.3 | 26.3 | 27.0 | 27.4 | 27.7 |
| GE 16000 | 17.5 | 23.2 | 24.2 | 24.2 | 24.6 | 24.6 | 24.6 | 24.9 | 25.3 | 25.3 | 25.3 | 25.3 | 26.3 | 27.0 | 27.4 | 27.7 |
| GE 14000 | 17.5 | 23.2 | 24.2 | 24.2 | 24.6 | 24.6 | 24.6 | 24.9 | 25.3 | 25.3 | 25.3 | 25.3 | 26.3 | 27.0 | 27.4 | 27.7 |
| GE 12000 | 17.5 | 23.2 | 24.2 | 24.2 | 24.6 | 24.6 | 24.6 | 24.9 | 25.3 | 25.3 | 25.3 | 25.3 | 26.3 | 27.0 | 27.4 | 27.7 |
| GE 10000 | 33.7 | 46.7 | 47.7 | 48.1 | 49.1 | 49.1 | 49.1 | 49.5 | 49.9 | 49.8 | 49.8 | 49.8 | 50.9 | 51.6 | 51.9 | 52.3 |
| GE 9000 | 33.7 | 46.7 | 47.7 | 48.1 | 49.1 | 49.1 | 49.1 | 49.5 | 49.8 | 49.8 | 49.8 | 49.8 | 50.9 | 51.6 | 51.9 | 52.3 |
| GE 8000 | 33.7 | 46.7 | 47.7 | 48.1 | 49.1 | 49.1 | 49.1 | 49.5 | 49.8 | 49.8 | 49.8 | 49.8 | 50.9 | 51.6 | 51.9 | 52.3 |
| GE 7000 | 33.7 | 46.7 | 47.7 | 48.1 | 49.1 | 49.1 | 49.1 | 49.5 | 49.8 | 49.8 | 49.8 | 49.8 | 50.9 | 51.6 | 51.9 | 52.3 |
| GE 6000 | 33.7 | 46.7 | 47.7 | 48.1 | 49.1 | 49.1 | 49.1 | 49.5 | 49.8 | 49.8 | 49.8 | 49.8 | 50.9 | 51.6 | 51.9 | 52.3 |
| GE 5000 | 34.0 | 47.0 | 48.1 | 48.4 | 49.5 | 49.5 | 49.5 | 49.8 | 50.2 | 50.2 | 50.2 | 50.2 | 51.2 | 51.9 | 52.3 | 52.6 |
| GE 4500 | 34.7 | 47.7 | 48.8 | 49.1 | 50.2 | 50.2 | 50.2 | 50.5 | 51.2 | 51.2 | 51.2 | 51.2 | 52.3 | 53.0 | 53.3 | 53.7 |
| GE 4000 | 35.8 | 49.5 | 50.5 | 50.9 | 51.9 | 51.9 | 51.9 | 52.3 | 53.0 | 53.0 | 53.0 | 53.0 | 54.0 | 54.7 | 55.1 | 55.4 |
| GE 3500 | 36.8 | 51.6 | 52.6 | 53.0 | 54.0 | 54.0 | 54.0 | 54.4 | 55.1 | 55.1 | 55.1 | 55.1 | 56.1 | 56.8 | 57.2 | 57.5 |
| GE 3000 | 36.8 | 52.6 | 53.7 | 54.0 | 55.1 | 55.1 | 55.1 | 55.4 | 56.1 | 56.1 | 56.1 | 56.1 | 57.2 | 57.9 | 58.2 | 58.6 |
| GE 2500 | 39.3 | 57.9 | 58.9 | 59.3 | 60.4 | 60.4 | 60.4 | 60.7 | 61.4 | 61.4 | 61.4 | 61.4 | 62.5 | 63.2 | 63.5 | 63.9 |
| GE 2000 | 41.1 | 62.5 | 63.5 | 64.2 | 65.3 | 65.3 | 65.3 | 66.0 | 66.7 | 66.7 | 66.7 | 66.7 | 67.7 | 68.4 | 68.8 | 69.1 |
| GE 1800 | 42.1 | 64.6 | 66.0 | 66.7 | 67.7 | 67.7 | 67.7 | 68.4 | 69.1 | 69.1 | 69.1 | 69.1 | 70.2 | 70.9 | 71.2 | 71.6 |
| GE 1600 | 44.6 | 69.1 | 70.4 | 72.6 | 73.7 | 73.7 | 73.7 | 74.4 | 75.1 | 75.1 | 75.1 | 75.1 | 76.1 | 76.8 | 77.2 | 77.5 |
| GE 1200 | 47.0 | 77.2 | 79.3 | 83.2 | 84.6 | 84.6 | 84.6 | 85.3 | 86.0 | 86.0 | 86.0 | 86.0 | 87.0 | 87.7 | 88.1 | 88.4 |
| GE 1000 | 47.7 | 80.7 | 82.8 | 86.7 | 88.4 | 88.4 | 88.4 | 89.1 | 89.8 | 89.8 | 89.8 | 89.8 | 90.9 | 91.6 | 91.9 | 92.3 |
| GE 900 | 48.1 | 81.1 | 83.5 | 87.4 | 89.1 | 89.1 | 89.1 | 89.8 | 90.9 | 90.9 | 90.9 | 90.9 | 91.9 | 92.6 | 93.0 | 93.3 |
| GE 800 | 48.1 | 81.4 | 83.9 | 87.7 | 89.5 | 89.5 | 89.5 | 90.2 | 91.2 | 91.2 | 91.2 | 91.2 | 92.3 | 93.0 | 93.3 | 93.7 |
| GE 700 | 48.1 | 81.8 | 84.6 | 88.4 | 90.2 | 90.2 | 90.2 | 90.9 | 91.9 | 91.9 | 91.9 | 91.9 | 93.0 | 93.7 | 94.0 | 94.4 |
| GE 600 | 48.1 | 82.5 | 85.3 | 89.5 | 91.2 | 91.2 | 91.2 | 92.3 | 93.7 | 93.7 | 93.7 | 93.7 | 94.7 | 95.4 | 95.8 | 96.1 |
| GE 500 | 48.1 | 82.5 | 85.3 | 89.5 | 91.2 | 91.2 | 91.2 | 92.3 | 93.7 | 93.7 | 93.7 | 93.7 | 94.7 | 95.4 | 95.8 | 96.1 |
| GE 400 | 48.1 | 82.5 | 85.6 | 89.8 | 91.6 | 91.6 | 91.6 | 92.6 | 94.0 | 94.0 | 94.0 | 94.0 | 95.1 | 95.8 | 96.1 | 96.5 |
| GE 300 | 48.1 | 82.5 | 85.6 | 89.8 | 91.6 | 91.6 | 91.6 | 92.6 | 94.0 | 94.0 | 94.0 | 94.0 | 95.1 | 95.8 | 96.1 | 96.5 |
| GE 200 | 48.1 | 82.5 | 85.6 | 89.8 | 91.6 | 91.6 | 91.6 | 92.6 | 94.0 | 94.0 | 94.0 | 94.0 | 95.8 | 97.5 | 97.9 | 98.2 |
| GE 100 | 48.1 | 82.5 | 85.6 | 89.8 | 91.6 | 91.6 | 91.6 | 92.6 | 94.0 | 94.0 | 94.0 | 94.0 | 95.8 | 97.5 | 97.9 | 100.0 |
| GE 0 | 48.1 | 82.5 | 85.6 | 89.8 | 91.6 | 91.6 | 91.6 | 92.6 | 94.0 | 94.0 | 94.0 | 94.0 | 95.8 | 97.5 | 97.9 | 100.0 |

TOTAL NUMBER OF OBSERVATIONS: 285

GLOBAL CLIMATOLOGY BRANCH
USAFETAC
AIR WEATHER SERVICE/MAC

PERCENTAGE FREQUENCY OF OCCURRENCE OF CEILING VERSUS VISIBILITY
FROM HOURLY OBSERVATIONS

STATION NUMBER: 22550C STATION NAME: ARKHANGELSK USSR

PERIOD OF RECORD: 78-87
MONTH: SEP HOURS(LST): 0600-0800

| CEILING IN FEET | VISIBILITY IN STATUTE MILES | | | | | | | | | | | | | | | |
|---|---|---|---|---|---|---|---|---|---|---|---|---|---|---|---|---|
| | GE 10 | GE 6 | GE 5 | GE 4 | GE 3 | GE 2 1/2 | GE 2 | GE 1 1/2 | GE 1 1/4 | GE 1 | GE 3/4 | GE 5/8 | GE 1/2 | GE 5/16 | GE 1/4 | GE 0 |
| NO CEIL | 12.0 | 16.5 | 16.5 | 16.5 | 16.9 | 16.9 | 16.9 | 16.9 | 16.9 | 16.9 | 17.3 | 17.3 | 17.6 | 18.0 | 18.0 | 18.7 |
| GE 20000 | 13.4 | 19.0 | 19.0 | 19.4 | 19.7 | 19.7 | 19.7 | 19.7 | 19.7 | 19.7 | 20.1 | 20.1 | 20.4 | 20.8 | 20.8 | 21.8 |
| GE 18000 | 13.4 | 19.0 | 19.0 | 19.4 | 19.7 | 19.7 | 19.7 | 19.7 | 19.7 | 19.7 | 20.1 | 20.1 | 20.4 | 20.8 | 20.8 | 21.8 |
| GE 16000 | 13.4 | 19.0 | 19.0 | 19.4 | 19.7 | 19.7 | 19.7 | 19.7 | 19.7 | 19.7 | 20.1 | 20.1 | 20.4 | 20.8 | 20.8 | 21.8 |
| GE 14000 | 13.4 | 19.0 | 19.0 | 19.4 | 19.7 | 19.7 | 19.7 | 19.7 | 19.7 | 19.7 | 20.1 | 20.1 | 20.4 | 20.8 | 20.8 | 21.8 |
| GE 12000 | 13.4 | 19.0 | 19.0 | 19.4 | 19.7 | 19.7 | 19.7 | 19.7 | 19.7 | 19.7 | 20.1 | 20.1 | 20.4 | 20.8 | 20.8 | 21.8 |
| GE 10000 | 26.1 | 40.8 | 41.5 | 43.0 | 44.7 | 44.7 | 44.7 | 44.7 | 45.1 | 45.1 | 45.4 | 45.4 | 46.1 | 46.5 | 46.5 | 47.5 |
| GE 9000 | 26.1 | 40.8 | 41.5 | 43.3 | 45.1 | 45.1 | 45.1 | 45.1 | 45.4 | 45.4 | 45.8 | 45.8 | 46.5 | 46.8 | 46.8 | 47.9 |
| GE 8000 | 26.1 | 40.8 | 41.5 | 43.3 | 45.1 | 45.1 | 45.1 | 45.1 | 45.4 | 45.4 | 45.8 | 45.8 | 46.5 | 46.8 | 46.8 | 47.9 |
| GE 7000 | 26.1 | 40.8 | 41.5 | 43.3 | 45.1 | 45.1 | 45.1 | 45.1 | 45.4 | 45.4 | 45.8 | 45.8 | 46.5 | 46.8 | 46.8 | 47.9 |
| GE 6000 | 26.1 | 40.8 | 41.5 | 43.3 | 45.1 | 45.1 | 45.1 | 45.1 | 45.4 | 45.4 | 45.8 | 45.8 | 46.5 | 46.8 | 46.8 | 47.9 |
| GE 5000 | 26.1 | 40.8 | 41.5 | 43.3 | 45.1 | 45.1 | 45.1 | 45.1 | 45.4 | 45.4 | 45.8 | 45.8 | 46.5 | 46.8 | 46.8 | 47.9 |
| GE 4500 | 26.4 | 41.2 | 42.3 | 44.0 | 45.8 | 45.8 | 45.8 | 45.8 | 46.1 | 46.1 | 46.5 | 46.5 | 47.2 | 47.5 | 47.5 | 48.6 |
| GE 4000 | 28.2 | 44.4 | 45.4 | 47.2 | 48.9 | 48.9 | 48.9 | 48.9 | 49.3 | 49.3 | 49.6 | 49.6 | 50.4 | 50.7 | 50.7 | 51.8 |
| GE 3500 | 28.9 | 45.8 | 46.8 | 48.6 | 50.4 | 50.4 | 50.4 | 50.4 | 50.7 | 50.7 | 51.1 | 51.1 | 51.8 | 52.1 | 52.1 | 53.2 |
| GE 3000 | 29.6 | 47.2 | 48.2 | 50.0 | 51.8 | 51.8 | 51.8 | 51.8 | 52.1 | 52.1 | 52.5 | 52.5 | 53.2 | 53.5 | 53.5 | 54.6 |
| GE 2500 | 31.0 | 50.0 | 51.4 | 53.5 | 55.3 | 55.3 | 55.6 | 55.6 | 56.0 | 56.0 | 56.3 | 56.3 | 57.0 | 57.4 | 57.4 | 58.5 |
| GE 2000 | 33.5 | 56.0 | 57.7 | 60.6 | 62.3 | 62.3 | 62.7 | 62.7 | 63.0 | 63.0 | 63.4 | 63.4 | 64.1 | 64.4 | 64.4 | 65.5 |
| GE 1800 | 33.8 | 57.7 | 59.5 | 62.7 | 64.4 | 64.4 | 64.8 | 64.8 | 65.1 | 65.1 | 65.5 | 65.5 | 66.2 | 66.5 | 66.5 | 67.6 |
| GE 1500 | 36.3 | 61.6 | 63.7 | 66.9 | 68.7 | 68.7 | 69.0 | 69.0 | 69.4 | 69.4 | 69.7 | 69.7 | 70.4 | 70.8 | 70.8 | 71.8 |
| GE 1200 | 38.7 | 67.3 | 70.4 | 74.3 | 76.1 | 76.4 | 77.1 | 77.1 | 77.5 | 77.8 | 78.2 | 78.2 | 78.9 | 79.2 | 79.2 | 80.3 |
| GE 1000 | 39.1 | 70.4 | 74.6 | 79.9 | 82.0 | 82.4 | 83.5 | 83.5 | 84.2 | 84.9 | 85.2 | 85.2 | 85.9 | 86.3 | 86.3 | 87.3 |
| GE 900 | 39.4 | 71.5 | 75.7 | 81.0 | 83.1 | 83.8 | 84.9 | 84.9 | 85.6 | 86.3 | 86.6 | 86.6 | 87.3 | 87.7 | 87.7 | 88.7 |
| GE 800 | 39.4 | 71.8 | 76.8 | 82.0 | 84.2 | 84.9 | 85.9 | 86.3 | 87.0 | 87.7 | 88.0 | 88.0 | 88.7 | 89.1 | 89.1 | 90.1 |
| GE 700 | 39.8 | 72.5 | 77.5 | 83.8 | 85.9 | 87.0 | 88.0 | 88.4 | 89.1 | 89.8 | 90.1 | 90.1 | 90.8 | 91.2 | 91.2 | 92.3 |
| GE 600 | 39.8 | 73.2 | 78.5 | 85.6 | 87.7 | 88.7 | 89.8 | 90.1 | 90.8 | 91.5 | 91.9 | 91.9 | 92.6 | 93.0 | 93.0 | 94.0 |
| GE 500 | 39.8 | 73.2 | 78.9 | 85.9 | 88.0 | 89.1 | 90.1 | 90.5 | 91.2 | 91.9 | 92.3 | 92.3 | 93.0 | 93.3 | 93.3 | 94.4 |
| GE 400 | 39.8 | 73.2 | 78.9 | 85.9 | 88.0 | 89.1 | 90.1 | 90.5 | 91.2 | 91.9 | 92.3 | 92.3 | 93.0 | 93.3 | 93.3 | 94.4 |
| GE 300 | 39.8 | 73.2 | 78.9 | 85.9 | 88.0 | 89.1 | 90.1 | 90.5 | 91.2 | 91.9 | 92.3 | 92.3 | 93.0 | 93.3 | 93.3 | 94.4 |
| GE 200 | 39.8 | 73.2 | 78.9 | 85.9 | 88.0 | 89.1 | 90.1 | 90.5 | 91.2 | 91.9 | 92.3 | 92.3 | 93.7 | 94.4 | 94.4 | 95.4 |
| GE 100 | 39.8 | 73.2 | 78.9 | 85.9 | 88.0 | 89.1 | 90.1 | 90.5 | 91.2 | 91.9 | 92.3 | 92.3 | 93.7 | 94.4 | 95.4 | 98.9 |
| GE 0 | 39.8 | 73.2 | 78.9 | 85.9 | 88.0 | 89.1 | 90.1 | 90.5 | 91.2 | 91.9 | 92.3 | 92.3 | 93.7 | 94.4 | 95.4 | 100.0 |

TOTAL NUMBER OF OBSERVATIONS: 284

GLOBAL CLIMATOLOGY BRANCH
USAFETAC
AIR WEATHER SERVICE/MAC

PERCENTAGE FREQUENCY OF OCCURRENCE OF CEILING VERSUS VISIBILITY
FROM HOURLY OBSERVATIONS

STATION NUMBER: 22550C STATION NAME: ARKHANGELSK USSR

PERIOD OF RECORD: 78-87
MONTH: SEP HOURS(LST): 0900-1100

| CEILING IN FEET | VISIBILITY IN STATUTE MILES | | | | | | | | | | | | | | | |
|---|---|---|---|---|---|---|---|---|---|---|---|---|---|---|---|---|
| | GE 10 | GE 6 | GE 5 | GE 4 | GE 3 | GE 2 1/2 | GE 2 | GE 1 1/2 | GE 1 1/4 | GE 1 | GE 3/4 | GE 5/8 | GE 1/2 | GE 5/16 | GE 1/4 | GE 0 |
| NO CEIL | 11.4 | 14.8 | 16.6 | 16.6 | 16.6 | 16.9 | 16.9 | 16.9 | 16.9 | 16.9 | 16.9 | 16.9 | 17.2 | 17.2 | 17.2 | 17.2 |
| GE 20000 | 13.4 | 17.6 | 19.3 | 19.3 | 19.3 | 19.7 | 19.7 | 20.0 | 20.0 | 20.0 | 20.0 | 20.0 | 20.3 | 20.3 | 20.3 | 20.3 |
| GE 18000 | 13.4 | 17.6 | 19.3 | 19.3 | 19.3 | 19.7 | 19.7 | 20.0 | 20.0 | 20.0 | 20.0 | 20.0 | 20.3 | 20.3 | 20.3 | 20.3 |
| GE 16000 | 13.4 | 17.6 | 19.3 | 19.3 | 19.3 | 19.7 | 19.7 | 20.0 | 20.0 | 20.0 | 20.0 | 20.0 | 20.3 | 20.3 | 20.3 | 20.3 |
| GE 14000 | 13.4 | 17.6 | 19.3 | 19.3 | 19.3 | 19.7 | 19.7 | 20.0 | 20.0 | 20.0 | 20.0 | 20.0 | 20.3 | 20.3 | 20.3 | 20.3 |
| GE 12000 | 13.4 | 17.6 | 19.3 | 19.3 | 19.3 | 19.7 | 19.7 | 20.0 | 20.0 | 20.0 | 20.0 | 20.0 | 20.3 | 20.3 | 20.3 | 20.3 |
| GE 10000 | 26.9 | 40.0 | 43.8 | 44.8 | 45.2 | 45.5 | 45.5 | 46.2 | 46.2 | 46.2 | 46.2 | 46.2 | 46.6 | 46.9 | 46.9 | 46.9 |
| GE 9000 | 26.9 | 40.0 | 43.8 | 44.8 | 45.2 | 45.5 | 45.5 | 46.2 | 46.2 | 46.2 | 46.2 | 46.2 | 46.6 | 46.9 | 46.9 | 46.9 |
| GE 8000 | 26.9 | 40.0 | 43.8 | 44.8 | 45.2 | 45.5 | 45.5 | 46.2 | 46.2 | 46.2 | 46.2 | 46.2 | 46.6 | 46.9 | 46.9 | 46.9 |
| GE 7000 | 26.9 | 40.0 | 43.8 | 44.8 | 45.2 | 45.5 | 45.5 | 46.2 | 46.2 | 46.2 | 46.2 | 46.2 | 46.6 | 46.9 | 46.9 | 46.9 |
| GE 6000 | 26.9 | 40.0 | 43.8 | 44.8 | 45.2 | 45.5 | 45.5 | 46.2 | 46.2 | 46.2 | 46.2 | 46.2 | 46.6 | 46.9 | 46.9 | 46.9 |
| GE 5000 | 27.2 | 40.3 | 44.1 | 45.2 | 45.5 | 45.9 | 45.9 | 46.6 | 46.6 | 46.6 | 46.6 | 46.6 | 46.9 | 47.2 | 47.2 | 47.2 |
| GE 4500 | 27.2 | 40.3 | 44.1 | 45.2 | 45.5 | 45.9 | 45.9 | 46.6 | 46.6 | 46.6 | 46.6 | 46.6 | 46.9 | 47.2 | 47.2 | 47.2 |
| GE 4000 | 27.9 | 41.4 | 45.2 | 46.2 | 46.6 | 46.9 | 46.9 | 47.6 | 47.6 | 47.6 | 47.6 | 47.6 | 47.9 | 48.3 | 48.3 | 48.3 |
| GE 3500 | 29.0 | 43.1 | 46.9 | 47.9 | 48.3 | 48.6 | 48.6 | 49.3 | 49.3 | 49.3 | 49.3 | 49.3 | 49.7 | 50.0 | 50.0 | 50.0 |
| GE 3000 | 31.0 | 45.2 | 49.0 | 50.0 | 50.3 | 50.7 | 50.7 | 51.4 | 51.4 | 51.4 | 51.4 | 51.4 | 51.7 | 52.1 | 52.1 | 52.1 |
| GE 2500 | 33.1 | 49.0 | 52.8 | 53.8 | 54.1 | 54.5 | 54.5 | 55.2 | 55.2 | 55.2 | 55.2 | 55.2 | 55.5 | 55.9 | 55.9 | 55.9 |
| GE 2000 | 35.2 | 52.4 | 57.2 | 58.6 | 59.3 | 59.7 | 59.7 | 60.3 | 60.3 | 60.3 | 60.3 | 60.3 | 60.7 | 61.0 | 61.0 | 61.0 |
| GE 1800 | 36.2 | 55.5 | 59.3 | 60.7 | 61.4 | 61.7 | 61.7 | 62.4 | 62.4 | 62.4 | 62.4 | 62.4 | 62.8 | 63.1 | 63.1 | 63.1 |
| GE 1500 | 37.6 | 60.0 | 63.8 | 65.2 | 65.9 | 66.2 | 66.2 | 66.9 | 66.9 | 66.9 | 66.9 | 66.9 | 67.2 | 67.6 | 67.6 | 67.6 |
| GE 1200 | 40.7 | 67.9 | 72.4 | 76.6 | 77.2 | 77.6 | 77.9 | 78.6 | 78.6 | 79.0 | 79.0 | 79.0 | 79.3 | 79.7 | 79.7 | 79.7 |
| GE 1000 | 42.1 | 71.4 | 76.6 | 81.7 | 82.4 | 83.1 | 83.4 | 84.1 | 84.1 | 84.5 | 84.5 | 84.5 | 85.2 | 85.5 | 85.5 | 85.5 |
| GE 900 | 42.1 | 73.1 | 78.6 | 84.1 | 85.2 | 85.9 | 86.2 | 86.9 | 86.9 | 87.2 | 87.2 | 87.2 | 87.9 | 88.3 | 88.3 | 88.3 |
| GE 800 | 42.1 | 73.1 | 78.6 | 84.8 | 86.2 | 86.9 | 87.6 | 88.3 | 88.3 | 88.6 | 88.6 | 88.6 | 89.3 | 89.7 | 89.7 | 89.7 |
| GE 700 | 42.4 | 73.4 | 79.3 | 85.9 | 87.2 | 87.9 | 88.6 | 89.3 | 89.7 | 90.0 | 90.0 | 90.0 | 91.0 | 91.4 | 91.4 | 91.4 |
| GE 600 | 42.4 | 73.4 | 79.7 | 86.6 | 87.9 | 88.6 | 89.3 | 90.0 | 90.3 | 90.7 | 90.7 | 90.7 | 92.1 | 92.4 | 92.4 | 92.4 |
| GE 500 | 42.8 | 74.5 | 80.7 | 87.9 | 89.3 | 90.0 | 90.7 | 91.7 | 92.1 | 92.4 | 92.4 | 92.4 | 93.8 | 94.1 | 94.1 | 94.1 |
| GE 400 | 42.8 | 75.5 | 81.7 | 89.0 | 90.7 | 91.7 | 92.4 | 93.8 | 94.1 | 94.5 | 94.8 | 94.8 | 96.2 | 96.6 | 96.6 | 96.6 |
| GE 300 | 42.8 | 75.5 | 81.7 | 89.0 | 90.7 | 91.7 | 92.4 | 93.8 | 94.1 | 94.5 | 94.8 | 94.8 | 96.2 | 96.6 | 96.6 | 96.6 |
| GE 200 | 42.8 | 75.5 | 81.7 | 89.0 | 90.7 | 91.7 | 92.4 | 93.8 | 94.1 | 94.5 | 94.8 | 94.8 | 96.6 | 96.9 | 96.9 | 96.9 |
| GE 100 | 42.8 | 75.5 | 81.7 | 89.0 | 90.7 | 91.7 | 92.4 | 93.8 | 94.1 | 94.5 | 94.8 | 94.8 | 96.6 | 97.2 | 97.6 | 99.3 |
| GE 0 | 42.8 | 75.5 | 81.7 | 89.0 | 90.7 | 91.7 | 92.4 | 93.8 | 94.1 | 94.5 | 94.8 | 94.8 | 96.6 | 97.2 | 97.6 | 100.0 |

TOTAL NUMBER OF OBSERVATIONS: 290

GLOBAL CLIMATOLOGY BRANCH
USAFETAC
AIR WEATHER SERVICE/MAC

PERCENTAGE FREQUENCY OF OCCURRENCE OF CEILING VERSUS VISIBILITY
FROM HOURLY OBSERVATIONS

STATION NUMBER: 225500 STATION NAME: ARKHANGELSK USSR

PERIOD OF RECORD: 78-87
MONTH: SEP HOURS(LST): 1200-1400

| CEILING IN FEET | VISIBILITY IN STATUTE MILES | | | | | | | | | | | | | | | |
|---|---|---|---|---|---|---|---|---|---|---|---|---|---|---|---|---|
| | GE 10 | GE 6 | GE 5 | GE 4 | GE 3 | GE 2 1/2 | GE 2 | GE 1 1/2 | GE 1 1/4 | GE 1 | GE 3/4 | GE 5/8 | GE 1/2 | GE 5/16 | GE 1/4 | GE 0 |
| NO CEIL | 11.3 | 12.8 | 12.8 | 13.1 | 13.1 | 13.1 | 13.1 | 13.1 | 13.1 | 13.1 | 13.1 | 13.1 | 13.1 | 13.1 | 13.1 | 13.1 |
| GE 20000 | 14.5 | 17.4 | 17.4 | 18.4 | 18.4 | 18.4 | 18.4 | 18.4 | 18.4 | 18.4 | 18.4 | 18.4 | 18.4 | 18.4 | 18.4 | 18.4 |
| GE 18000 | 14.5 | 17.4 | 17.4 | 18.4 | 18.4 | 18.4 | 18.4 | 18.4 | 18.4 | 18.4 | 18.4 | 18.4 | 18.4 | 18.4 | 18.4 | 18.4 |
| GE 16000 | 14.5 | 17.4 | 17.4 | 18.4 | 18.4 | 18.4 | 18.4 | 18.4 | 18.4 | 18.4 | 18.4 | 18.4 | 18.4 | 18.4 | 18.4 | 18.4 |
| GE 14000 | 14.5 | 17.4 | 17.4 | 18.4 | 18.4 | 18.4 | 18.4 | 18.4 | 18.4 | 18.4 | 18.4 | 18.4 | 18.4 | 18.4 | 18.4 | 18.4 |
| GE 12000 | 14.5 | 17.4 | 17.4 | 18.4 | 18.4 | 18.4 | 18.4 | 18.4 | 18.4 | 18.4 | 18.4 | 18.4 | 18.4 | 18.4 | 18.4 | 18.4 |
| GE 10000 | 31.6 | 42.6 | 42.9 | 44.0 | 44.0 | 44.0 | 44.0 | 44.0 | 44.0 | 44.0 | 44.0 | 44.0 | 44.0 | 44.0 | 44.0 | 44.0 |
| GE 9000 | 31.6 | 42.6 | 42.9 | 44.0 | 44.0 | 44.0 | 44.0 | 44.0 | 44.0 | 44.0 | 44.0 | 44.0 | 44.0 | 44.0 | 44.0 | 44.0 |
| GE 8000 | 31.6 | 42.6 | 42.9 | 44.0 | 44.0 | 44.0 | 44.0 | 44.0 | 44.0 | 44.0 | 44.0 | 44.0 | 44.0 | 44.0 | 44.0 | 44.0 |
| GE 7000 | 31.6 | 42.6 | 42.9 | 44.0 | 44.0 | 44.0 | 44.0 | 44.0 | 44.0 | 44.0 | 44.0 | 44.0 | 44.0 | 44.0 | 44.0 | 44.0 |
| GE 6000 | 31.6 | 42.6 | 42.9 | 44.0 | 44.0 | 44.0 | 44.0 | 44.0 | 44.0 | 44.0 | 44.0 | 44.0 | 44.0 | 44.0 | 44.0 | 44.0 |
| GE 5000 | 31.9 | 43.2 | 43.3 | 44.3 | 44.3 | 44.3 | 44.3 | 44.3 | 44.3 | 44.3 | 44.3 | 44.3 | 44.3 | 44.3 | 44.3 | 44.3 |
| GE 4500 | 32.3 | 43.3 | 43.6 | 44.7 | 44.7 | 44.7 | 44.7 | 44.7 | 44.7 | 44.7 | 44.7 | 44.7 | 44.7 | 44.7 | 44.7 | 44.7 |
| GE 4000 | 35.1 | 46.1 | 46.5 | 47.5 | 47.5 | 47.5 | 47.5 | 47.5 | 47.5 | 47.5 | 47.5 | 47.5 | 47.5 | 47.5 | 47.5 | 47.5 |
| GE 3500 | 35.1 | 46.5 | 46.8 | 47.9 | 47.9 | 47.9 | 47.9 | 47.9 | 47.9 | 47.9 | 47.9 | 47.9 | 47.9 | 47.9 | 47.9 | 47.9 |
| GE 3000 | 36.5 | 48.2 | 48.6 | 49.6 | 49.6 | 49.6 | 49.6 | 49.6 | 49.6 | 49.6 | 49.6 | 49.6 | 49.6 | 49.6 | 49.6 | 49.6 |
| GE 2500 | 42.9 | 57.8 | 58.2 | 59.2 | 59.2 | 59.2 | 59.2 | 59.2 | 59.2 | 59.2 | 59.2 | 59.2 | 59.2 | 59.2 | 59.2 | 59.2 |
| GE 2000 | 48.6 | 64.9 | 65.2 | 66.7 | 66.7 | 66.7 | 66.7 | 66.7 | 66.7 | 66.7 | 66.7 | 66.7 | 66.7 | 66.7 | 66.7 | 66.7 |
| GE 1800 | 50.7 | 68.4 | 68.8 | 70.2 | 70.2 | 70.2 | 70.6 | 70.6 | 70.6 | 70.6 | 70.6 | 70.6 | 70.6 | 70.6 | 70.6 | 70.6 |
| GE 1500 | 52.5 | 73.0 | 74.1 | 75.5 | 75.5 | 75.5 | 75.9 | 75.9 | 75.9 | 75.9 | 75.9 | 75.9 | 75.9 | 75.9 | 75.9 | 75.9 |
| GE 1200 | 55.7 | 81.9 | 83.3 | 87.2 | 87.2 | 87.2 | 87.6 | 87.9 | 87.9 | 87.9 | 87.9 | 87.9 | 87.9 | 87.9 | 87.9 | 87.9 |
| GE 1000 | 56.0 | 84.0 | 86.2 | 90.6 | 91.5 | 91.5 | 91.8 | 92.2 | 92.2 | 92.2 | 92.2 | 92.2 | 92.6 | 92.6 | 92.6 | 92.6 |
| GE 900 | 56.4 | 84.4 | 87.2 | 92.2 | 92.9 | 92.9 | 93.3 | 93.6 | 93.6 | 93.6 | 93.6 | 93.6 | 94.0 | 94.3 | 94.3 | 94.3 |
| GE 800 | 56.7 | 85.1 | 88.3 | 93.3 | 95.0 | 95.0 | 95.4 | 95.7 | 95.7 | 96.1 | 96.1 | 96.1 | 96.5 | 96.8 | 96.8 | 96.8 |
| GE 700 | 56.7 | 85.5 | 88.7 | 93.6 | 95.4 | 95.4 | 95.7 | 96.1 | 96.5 | 96.8 | 96.8 | 96.8 | 97.2 | 97.5 | 97.5 | 97.5 |
| GE 600 | 56.7 | 85.8 | 89.0 | 94.0 | 95.7 | 96.1 | 96.5 | 96.8 | 97.2 | 97.5 | 97.5 | 97.5 | 97.9 | 98.2 | 98.2 | 98.2 |
| GE 500 | 56.7 | 85.8 | 89.0 | 94.0 | 95.7 | 96.1 | 96.5 | 96.8 | 97.2 | 97.5 | 97.5 | 97.5 | 97.9 | 98.2 | 98.2 | 98.2 |
| GE 400 | 56.7 | 85.8 | 89.0 | 94.3 | 96.1 | 96.5 | 96.8 | 97.5 | 97.9 | 98.2 | 98.2 | 98.2 | 98.6 | 98.9 | 98.9 | 98.9 |
| GE 300 | 56.7 | 85.8 | 89.0 | 94.3 | 96.1 | 96.5 | 96.8 | 97.9 | 98.2 | 98.6 | 98.6 | 98.6 | 98.9 | 99.3 | 99.3 | 99.3 |
| GE 200 | 56.7 | 85.8 | 89.0 | 94.3 | 96.1 | 96.5 | 96.8 | 97.9 | 98.2 | 98.6 | 98.6 | 98.6 | 98.9 | 99.6 | 99.6 | 99.6 |
| GE 100 | 56.7 | 85.8 | 89.0 | 94.3 | 96.1 | 96.5 | 96.8 | 97.9 | 98.2 | 98.6 | 98.6 | 98.6 | 98.9 | 100.0 | 100.0 | 100.0 |
| GE 0 | 56.7 | 85.8 | 89.0 | 94.3 | 96.1 | 96.5 | 96.8 | 97.9 | 98.2 | 98.6 | 98.6 | 98.6 | 98.9 | 100.0 | 100.0 | 100.0 |

TOTAL NUMBER OF OBSERVATIONS: 282

GLOBAL CLIMATOLOGY BRANCH
USAFETAC
AIR WEATHER SERVICE/MAC

PERCENTAGE FREQUENCY OF OCCURRENCE OF CEILING VERSUS VISIBILITY
FROM HOURLY OBSERVATIONS

STATION NUMBER: 22550C STATION NAME: ARKHANGELSK USSR

PERIOD OF RECORD: 78-87
MONTH: SEP HOURS(LST): 1500-1700

| CEILING IN FEET | VISIBILITY IN STATUTE MILES | | | | | | | | | | | | | | | |
|---|---|---|---|---|---|---|---|---|---|---|---|---|---|---|---|---|
| | GE 10 | GE 6 | GE 5 | GE 4 | GE 3 | GE 2 1/2 | GE 2 | GE 1 1/2 | GE 1 1/4 | GE 1 | GE 3/4 | GE 5/8 | GE 1/2 | GE 5/16 | GE 1/4 | GE 0 |
| NO CEIL | 12.4 | 15.8 | 15.8 | 15.8 | 15.8 | 16.2 | 16.2 | 16.2 | 16.2 | 16.2 | 16.2 | 16.2 | 16.2 | 16.2 | 16.2 | 16.2 |
| GE 20000 | 14.4 | 18.9 | 19.2 | 19.6 | 19.6 | 19.9 | 19.9 | 19.9 | 19.9 | 19.9 | 19.9 | 19.9 | 19.9 | 19.9 | 19.9 | 19.9 |
| GE 18000 | 14.4 | 18.9 | 19.2 | 19.6 | 19.6 | 19.9 | 19.9 | 19.9 | 19.9 | 19.9 | 19.9 | 19.9 | 19.9 | 19.9 | 19.9 | 19.9 |
| GE 16000 | 14.4 | 18.9 | 19.2 | 19.6 | 19.6 | 19.9 | 19.9 | 19.9 | 19.9 | 19.9 | 19.9 | 19.9 | 19.9 | 19.9 | 19.9 | 19.9 |
| GE 14000 | 14.4 | 18.9 | 19.2 | 19.6 | 19.6 | 19.9 | 19.9 | 19.9 | 19.9 | 19.9 | 19.9 | 19.9 | 19.9 | 19.9 | 19.9 | 19.9 |
| GE 12000 | 14.4 | 18.9 | 19.2 | 19.6 | 19.6 | 19.9 | 19.9 | 19.9 | 19.9 | 19.9 | 19.9 | 19.9 | 19.9 | 19.9 | 19.9 | 19.9 |
| GE 10000 | 28.5 | 40.2 | 41.2 | 41.9 | 42.3 | 42.6 | 42.6 | 43.0 | 43.0 | 43.0 | 43.0 | 43.0 | 43.0 | 43.0 | 43.0 | 43.0 |
| GE 9000 | 28.5 | 40.2 | 41.2 | 41.9 | 42.3 | 42.6 | 42.6 | 43.0 | 43.0 | 43.0 | 43.0 | 43.0 | 43.0 | 43.0 | 43.0 | 43.0 |
| GE 8000 | 28.5 | 40.2 | 41.2 | 41.9 | 42.3 | 42.6 | 42.6 | 43.0 | 43.0 | 43.0 | 43.0 | 43.0 | 43.0 | 43.0 | 43.0 | 43.0 |
| GE 7000 | 28.5 | 40.2 | 41.2 | 41.9 | 42.3 | 42.6 | 42.6 | 43.0 | 43.0 | 43.0 | 43.0 | 43.0 | 43.0 | 43.0 | 43.0 | 43.0 |
| GE 6000 | 28.5 | 40.2 | 41.2 | 41.9 | 42.3 | 42.6 | 42.6 | 43.0 | 43.0 | 43.0 | 43.0 | 43.0 | 43.0 | 43.0 | 43.0 | 43.0 |
| GE 5000 | 29.5 | 40.2 | 41.2 | 41.9 | 42.3 | 42.6 | 42.6 | 43.0 | 43.0 | 43.0 | 43.0 | 43.0 | 43.0 | 43.0 | 43.0 | 43.0 |
| GE 4500 | 29.9 | 42.3 | 43.3 | 44.0 | 44.3 | 44.7 | 44.7 | 45.0 | 45.0 | 45.0 | 45.0 | 45.0 | 45.0 | 45.0 | 45.0 | 45.0 |
| GE 4000 | 32.3 | 45.7 | 46.7 | 47.8 | 48.1 | 48.5 | 48.5 | 48.8 | 48.8 | 48.8 | 48.8 | 48.8 | 48.8 | 48.8 | 48.8 | 48.8 |
| GE 3500 | 34.7 | 48.5 | 49.5 | 50.5 | 50.9 | 51.2 | 51.2 | 51.5 | 51.5 | 51.5 | 51.5 | 51.5 | 51.5 | 51.5 | 51.5 | 51.5 |
| GE 3000 | 38.1 | 52.9 | 54.0 | 55.0 | 55.3 | 55.7 | 55.7 | 56.0 | 56.0 | 56.0 | 56.0 | 56.0 | 56.0 | 56.0 | 56.0 | 56.0 |
| GE 2500 | 48.1 | 66.3 | 67.7 | 69.1 | 69.4 | 70.1 | 70.1 | 70.4 | 70.4 | 70.4 | 70.4 | 70.4 | 70.4 | 70.4 | 70.4 | 70.4 |
| GE 2200 | 52.6 | 74.2 | 75.6 | 77.3 | 77.7 | 78.4 | 78.4 | 78.7 | 78.7 | 78.7 | 78.7 | 78.7 | 78.7 | 78.7 | 78.7 | 78.7 |
| GE 1800 | 53.3 | 75.6 | 77.3 | 79.0 | 79.4 | 80.4 | 80.4 | 80.8 | 80.8 | 80.8 | 80.8 | 80.8 | 80.8 | 80.8 | 80.8 | 80.8 |
| GE 1500 | 54.3 | 79.7 | 81.4 | 83.8 | 84.5 | 85.6 | 85.6 | 85.9 | 85.9 | 86.3 | 86.3 | 86.3 | 86.3 | 86.3 | 86.3 | 86.3 |
| GE 1200 | 56.7 | 84.9 | 87.6 | 90.7 | 91.8 | 92.8 | 92.8 | 93.1 | 93.1 | 93.5 | 93.5 | 93.5 | 93.5 | 93.5 | 93.5 | 93.8 |
| GE 1000 | 57.0 | 86.3 | 89.3 | 93.1 | 94.5 | 95.5 | 95.5 | 95.9 | 96.2 | 96.6 | 96.6 | 96.6 | 96.6 | 96.6 | 96.6 | 96.9 |
| GE 900 | 57.0 | 86.3 | 89.3 | 93.8 | 95.2 | 96.2 | 96.2 | 96.6 | 96.9 | 97.3 | 97.3 | 97.3 | 97.3 | 97.3 | 97.3 | 97.6 |
| GE 800 | 57.0 | 86.3 | 89.3 | 93.8 | 95.2 | 96.2 | 96.2 | 96.6 | 96.9 | 97.3 | 97.3 | 97.3 | 97.3 | 97.3 | 97.3 | 97.6 |
| GE 700 | 57.0 | 86.6 | 90.0 | 94.5 | 96.2 | 97.3 | 97.6 | 98.3 | 98.6 | 99.0 | 99.0 | 99.0 | 99.0 | 99.0 | 99.0 | 99.3 |
| GE 600 | 57.0 | 86.6 | 90.0 | 94.8 | 96.6 | 97.6 | 97.9 | 98.6 | 99.0 | 99.3 | 99.3 | 99.3 | 99.3 | 99.3 | 99.3 | 99.7 |
| GE 500 | 57.0 | 86.6 | 90.0 | 94.8 | 96.9 | 97.9 | 98.3 | 99.0 | 99.3 | 99.7 | 99.7 | 99.7 | 99.7 | 99.7 | 99.7 | 100.0 |
| GE 400 | 57.0 | 86.6 | 90.0 | 94.8 | 96.9 | 97.9 | 98.3 | 99.0 | 99.3 | 99.7 | 99.7 | 99.7 | 99.7 | 99.7 | 99.7 | 100.0 |
| GE 300 | 57.0 | 86.6 | 90.0 | 94.8 | 96.9 | 97.9 | 98.3 | 99.0 | 99.3 | 99.7 | 99.7 | 99.7 | 99.7 | 99.7 | 99.7 | 100.0 |
| GE 200 | 57.0 | 86.6 | 90.0 | 94.8 | 96.9 | 97.9 | 98.3 | 99.0 | 99.3 | 99.7 | 99.7 | 99.7 | 99.7 | 99.7 | 99.7 | 100.0 |
| GE 100 | 57.0 | 86.6 | 90.0 | 94.8 | 96.9 | 97.9 | 98.3 | 99.0 | 99.3 | 99.7 | 99.7 | 99.7 | 99.7 | 99.7 | 99.7 | 100.0 |
| GE 0 | 57.0 | 86.6 | 90.0 | 94.8 | 96.9 | 97.9 | 98.3 | 99.0 | 99.3 | 99.7 | 99.7 | 99.7 | 99.7 | 99.7 | 99.7 | 100.0 |

TOTAL NUMBER OF OBSERVATIONS: 291

GLOBAL CLIMATOLOGY BRANCH
USAFETAC
AIR WEATHER SERVICE/MAC

PERCENTAGE FREQUENCY OF OCCURRENCE OF CEILING VERSUS VISIBILITY
FROM HOURLY OBSERVATIONS

STATION NUMBER: 225500 STATION NAME: ARKHANGELSK USSR

PERIOD OF RECORD: 78-87
MONTH: SEP HOURS(LST): 1800-2000

| CEILING IN FEET | VISIBILITY IN STATUTE MILES | | | | | | | | | | | | | | | |
|---|---|---|---|---|---|---|---|---|---|---|---|---|---|---|---|---|
| | GE 10 | GE 6 | GE 5 | GE 4 | GE 3 | GE 2 1/2 | GE 2 | GE 1 1/2 | GE 1 1/4 | GE 1 | GE 3/4 | GE 5/8 | GE 1/2 | GE 5/16 | GE 1/4 | GE 0 |
| NO CEIL | 15.3 | 19.4 | 19.8 | 19.8 | 19.8 | 19.8 | 19.8 | 19.8 | 19.8 | 19.8 | 19.8 | 19.8 | 19.8 | 19.8 | 19.8 | 19.8 |
| GE 20000 | 19.4 | 24.7 | 25.0 | 25.3 | 25.3 | 25.7 | 25.7 | 25.7 | 25.7 | 25.7 | 25.7 | 25.7 | 25.7 | 25.7 | 25.7 | 25.7 |
| GE 18000 | 19.4 | 24.7 | 25.0 | 25.3 | 25.3 | 25.7 | 25.7 | 25.7 | 25.7 | 25.7 | 25.7 | 25.7 | 25.7 | 25.7 | 25.7 | 25.7 |
| GE 16000 | 19.4 | 24.7 | 25.0 | 25.3 | 25.3 | 25.7 | 25.7 | 25.7 | 25.7 | 25.7 | 25.7 | 25.7 | 25.7 | 25.7 | 25.7 | 25.7 |
| GE 14000 | 19.4 | 24.7 | 25.0 | 25.3 | 25.3 | 25.7 | 25.7 | 25.7 | 25.7 | 25.7 | 25.7 | 25.7 | 25.7 | 25.7 | 25.7 | 25.7 |
| GE 12000 | 19.4 | 24.7 | 25.0 | 25.3 | 25.3 | 25.7 | 25.7 | 25.7 | 25.7 | 25.7 | 25.7 | 25.7 | 25.7 | 25.7 | 25.7 | 25.7 |
| GE 10000 | 35.4 | 47.6 | 48.6 | 49.3 | 49.3 | 49.7 | 49.7 | 49.7 | 49.7 | 50.0 | 50.0 | 50.0 | 50.0 | 50.0 | 50.0 | 50.0 |
| GE 9000 | 35.4 | 47.6 | 48.6 | 49.3 | 49.3 | 49.7 | 49.7 | 49.7 | 49.7 | 50.0 | 50.0 | 50.0 | 50.0 | 50.0 | 50.0 | 50.0 |
| GE 8000 | 35.4 | 47.6 | 48.6 | 49.3 | 49.3 | 49.7 | 49.7 | 49.7 | 49.7 | 50.0 | 50.0 | 50.0 | 50.0 | 50.0 | 50.0 | 50.0 |
| GE 7000 | 35.4 | 47.6 | 48.6 | 49.3 | 49.3 | 49.7 | 50.0 | 50.0 | 50.0 | 50.3 | 50.3 | 50.3 | 50.3 | 50.3 | 50.3 | 50.3 |
| GE 6000 | 35.4 | 47.6 | 48.6 | 49.3 | 49.3 | 49.7 | 50.0 | 50.0 | 50.0 | 50.3 | 50.3 | 50.3 | 50.3 | 50.3 | 50.3 | 50.3 |
| GE 5000 | 36.1 | 48.6 | 49.7 | 50.3 | 50.3 | 50.7 | 51.0 | 51.0 | 51.0 | 51.4 | 51.4 | 51.4 | 51.4 | 51.4 | 51.4 | 51.4 |
| GE 4500 | 38.5 | 51.0 | 52.1 | 52.8 | 52.8 | 53.1 | 53.5 | 53.5 | 53.5 | 53.8 | 53.8 | 53.8 | 53.8 | 53.8 | 53.8 | 53.8 |
| GE 4000 | 39.2 | 52.8 | 53.8 | 54.5 | 54.5 | 54.9 | 55.2 | 55.2 | 55.2 | 55.6 | 55.6 | 55.6 | 55.6 | 55.6 | 55.6 | 55.6 |
| GE 3500 | 41.7 | 55.9 | 56.9 | 57.6 | 57.6 | 58.0 | 58.3 | 58.3 | 58.3 | 58.7 | 58.7 | 58.7 | 58.7 | 58.7 | 58.7 | 58.7 |
| GE 3000 | 45.5 | 61.1 | 62.5 | 63.5 | 63.5 | 63.9 | 64.2 | 64.2 | 64.2 | 64.6 | 64.6 | 64.6 | 64.6 | 64.6 | 64.6 | 64.6 |
| GE 2500 | 50.0 | 68.4 | 69.8 | 70.8 | 70.8 | 71.2 | 71.5 | 71.5 | 71.5 | 71.9 | 71.9 | 71.9 | 71.9 | 71.9 | 71.9 | 71.9 |
| GE 2000 | 52.1 | 74.0 | 75.3 | 76.7 | 76.7 | 77.1 | 77.4 | 77.4 | 77.4 | 77.8 | 77.8 | 77.8 | 77.8 | 77.8 | 77.8 | 77.8 |
| GE 1800 | 52.8 | 76.0 | 77.4 | 78.8 | 78.8 | 79.5 | 79.9 | 79.9 | 79.9 | 80.2 | 80.2 | 80.2 | 80.2 | 80.2 | 80.2 | 80.2 |
| GE 1500 | 53.5 | 79.2 | 80.6 | 82.6 | 82.6 | 83.3 | 83.7 | 83.7 | 83.7 | 84.4 | 84.4 | 84.4 | 84.4 | 84.4 | 84.4 | 84.4 |
| GE 1200 | 56.3 | 85.4 | 88.5 | 91.3 | 91.3 | 92.0 | 92.7 | 92.7 | 92.7 | 93.8 | 93.8 | 93.8 | 93.8 | 93.8 | 93.8 | 93.8 |
| GE 1000 | 57.6 | 88.5 | 91.7 | 94.8 | 94.8 | 96.2 | 96.9 | 96.9 | 96.9 | 97.9 | 97.9 | 97.9 | 97.9 | 97.9 | 97.9 | 97.9 |
| GE 900 | 57.6 | 88.5 | 91.7 | 94.8 | 94.8 | 96.2 | 96.9 | 97.2 | 97.2 | 98.3 | 98.3 | 98.3 | 98.3 | 98.3 | 98.3 | 98.3 |
| GE 800 | 57.6 | 88.5 | 92.0 | 95.1 | 95.1 | 96.5 | 97.2 | 97.6 | 97.6 | 98.6 | 98.6 | 98.6 | 98.6 | 98.6 | 98.6 | 98.6 |
| GE 700 | 57.6 | 88.5 | 92.0 | 95.1 | 95.1 | 96.5 | 97.2 | 97.6 | 97.6 | 98.6 | 98.6 | 98.6 | 98.6 | 98.6 | 98.6 | 98.6 |
| GE 600 | 57.6 | 88.9 | 92.4 | 95.5 | 95.5 | 96.9 | 97.9 | 98.3 | 98.3 | 99.3 | 99.3 | 99.3 | 99.3 | 99.3 | 99.3 | 99.3 |
| GE 500 | 57.6 | 88.9 | 92.4 | 95.5 | 95.5 | 96.9 | 97.9 | 98.3 | 98.3 | 99.3 | 99.3 | 99.3 | 99.3 | 99.3 | 99.3 | 99.3 |
| GE 400 | 57.6 | 88.9 | 92.4 | 95.8 | 95.8 | 97.2 | 98.3 | 98.6 | 98.6 | 99.7 | 99.7 | 99.7 | 99.7 | 99.7 | 99.7 | 99.7 |
| GE 300 | 57.6 | 88.9 | 92.4 | 95.8 | 95.8 | 97.2 | 98.3 | 98.6 | 98.6 | 99.7 | 99.7 | 99.7 | 99.7 | 99.7 | 99.7 | 99.7 |
| GE 200 | 57.6 | 88.9 | 92.4 | 95.8 | 95.8 | 97.2 | 98.3 | 98.6 | 98.6 | 99.7 | 99.7 | 99.7 | 99.7 | 100.0 | 100.0 | 100.0 |
| GE 100 | 57.6 | 88.9 | 92.4 | 95.8 | 95.8 | 97.2 | 98.3 | 98.6 | 98.6 | 99.7 | 99.7 | 99.7 | 99.7 | 100.0 | 100.0 | 100.0 |
| GE 0 | 57.6 | 88.9 | 92.4 | 95.8 | 95.8 | 97.2 | 98.3 | 98.6 | 98.6 | 99.7 | 99.7 | 99.7 | 99.7 | 100.0 | 100.0 | 100.0 |

TOTAL NUMBER OF OBSERVATIONS: 288

GLOBAL CLIMATOLOGY BRANCH
USAFETAC
AIR WEATHER SERVICE/MAC

PERCENTAGE FREQUENCY OF OCCURRENCE OF CEILING VERSUS VISIBILITY
FROM HOURLY OBSERVATIONS

STATION NUMBER: 225500 STATION NAME: ARKHANGELSK USSR

PERIOD OF RECORD: 78-87
MONTH: SEP HOURS(LST): 2100-2300

| CEILING IN FEET | VISIBILITY IN STATUTE MILES | | | | | | | | | | | | | | | |
|---|---|---|---|---|---|---|---|---|---|---|---|---|---|---|---|---|
| | GE 10 | GE 6 | GE 5 | GE 4 | GE 3 | GE 2 1/2 | GE 2 | GE 1 1/2 | GE 1 1/4 | GE 1 | GE 3/4 | GE 5/8 | GE 1/2 | GE 5/16 | GE 1/4 | GE 0 |
| NO CEIL | 28.6 | 28.0 | 28.0 | 28.0 | 28.4 | 28.4 | 28.4 | 28.4 | 28.4 | 28.4 | 28.4 | 28.4 | 28.4 | 28.4 | 28.4 | 28.4 |
| GE 20000 | 22.3 | 30.1 | 30.1 | 30.1 | 30.4 | 30.4 | 30.4 | 30.4 | 30.4 | 30.4 | 30.4 | 30.4 | 30.4 | 30.4 | 30.4 | 30.4 |
| GE 18000 | 22.3 | 30.1 | 30.1 | 30.1 | 30.4 | 30.4 | 30.4 | 30.4 | 30.4 | 30.4 | 30.4 | 30.4 | 30.4 | 30.4 | 30.4 | 30.4 |
| GE 16000 | 22.3 | 30.1 | 30.1 | 30.1 | 30.4 | 30.4 | 30.4 | 30.4 | 30.4 | 30.4 | 30.4 | 30.4 | 30.4 | 30.4 | 30.4 | 30.4 |
| GE 14000 | 22.3 | 30.1 | 30.1 | 30.1 | 30.4 | 30.4 | 30.4 | 30.4 | 30.4 | 30.4 | 30.4 | 30.4 | 30.4 | 30.4 | 30.4 | 30.4 |
| GE 12000 | 22.3 | 30.1 | 30.1 | 30.1 | 30.4 | 30.4 | 30.4 | 30.4 | 30.4 | 30.4 | 30.4 | 30.4 | 30.4 | 30.4 | 30.4 | 30.4 |
| GE 10000 | 34.5 | 50.0 | 52.0 | 53.4 | 53.7 | 53.7 | 53.7 | 53.7 | 53.7 | 53.7 | 53.7 | 53.7 | 53.7 | 53.7 | 53.7 | 53.7 |
| GE 9000 | 34.5 | 50.0 | 52.0 | 53.4 | 53.7 | 53.7 | 53.7 | 53.7 | 53.7 | 53.7 | 53.7 | 53.7 | 53.7 | 53.7 | 53.7 | 53.7 |
| GE 8000 | 34.5 | 50.0 | 52.0 | 53.4 | 53.7 | 53.7 | 53.7 | 53.7 | 53.7 | 53.7 | 53.7 | 53.7 | 53.7 | 53.7 | 53.7 | 53.7 |
| GE 7000 | 34.5 | 50.3 | 52.4 | 53.7 | 54.1 | 54.1 | 54.1 | 54.1 | 54.1 | 54.1 | 54.1 | 54.1 | 54.1 | 54.1 | 54.1 | 54.1 |
| GE 6000 | 34.5 | 50.3 | 52.4 | 53.7 | 54.1 | 54.1 | 54.1 | 54.1 | 54.1 | 54.1 | 54.1 | 54.1 | 54.1 | 54.1 | 54.1 | 54.1 |
| GE 5000 | 35.5 | 51.4 | 53.4 | 54.7 | 55.1 | 55.1 | 55.1 | 55.1 | 55.1 | 55.1 | 55.1 | 55.1 | 55.1 | 55.1 | 55.1 | 55.1 |
| GE 4500 | 36.1 | 53.4 | 55.4 | 56.8 | 57.1 | 57.1 | 57.1 | 57.1 | 57.1 | 57.1 | 57.1 | 57.1 | 57.1 | 57.1 | 57.1 | 57.1 |
| GE 4000 | 36.8 | 55.4 | 57.4 | 58.8 | 59.1 | 59.1 | 59.1 | 59.1 | 59.5 | 59.5 | 59.5 | 59.5 | 59.5 | 59.5 | 59.5 | 59.5 |
| GE 3500 | 37.8 | 56.8 | 58.8 | 60.1 | 60.5 | 60.5 | 60.5 | 60.5 | 60.8 | 60.8 | 60.8 | 60.8 | 60.8 | 60.8 | 60.8 | 60.8 |
| GE 3000 | 38.5 | 59.1 | 61.1 | 62.5 | 62.8 | 62.8 | 62.8 | 62.8 | 63.2 | 63.2 | 63.2 | 63.2 | 63.2 | 63.2 | 63.2 | 63.2 |
| GE 2500 | 42.9 | 67.2 | 69.3 | 71.3 | 71.6 | 71.6 | 71.6 | 71.6 | 72.0 | 72.0 | 72.0 | 72.0 | 72.0 | 72.0 | 72.0 | 72.0 |
| GE 2000 | 43.6 | 69.3 | 71.6 | 73.6 | 74.0 | 74.0 | 74.0 | 74.0 | 74.3 | 74.3 | 74.3 | 74.3 | 74.3 | 74.3 | 74.3 | 74.3 |
| GE 1800 | 43.6 | 69.3 | 72.0 | 74.0 | 74.3 | 74.3 | 74.3 | 74.3 | 74.7 | 74.7 | 74.7 | 74.7 | 74.7 | 74.7 | 74.7 | 74.7 |
| GE 1500 | 45.6 | 74.3 | 77.7 | 79.7 | 80.1 | 80.1 | 80.1 | 80.1 | 80.4 | 80.4 | 80.4 | 80.4 | 80.4 | 80.4 | 80.4 | 80.4 |
| GE 1200 | 48.6 | 82.1 | 86.1 | 88.9 | 89.2 | 89.5 | 89.5 | 89.9 | 90.2 | 90.2 | 90.2 | 90.2 | 90.2 | 90.2 | 90.2 | 90.2 |
| GE 1000 | 51.4 | 86.5 | 90.9 | 93.9 | 94.6 | 94.9 | 95.3 | 95.6 | 95.9 | 95.9 | 95.9 | 95.9 | 95.9 | 95.9 | 95.9 | 95.9 |
| GE 900 | 51.4 | 87.2 | 91.6 | 94.6 | 95.3 | 95.6 | 95.9 | 96.3 | 96.6 | 96.6 | 96.6 | 96.6 | 96.6 | 96.6 | 96.6 | 96.6 |
| GE 800 | 51.4 | 87.5 | 92.6 | 95.6 | 96.3 | 96.6 | 97.0 | 97.3 | 97.6 | 97.6 | 97.6 | 97.6 | 97.6 | 97.6 | 97.6 | 97.6 |
| GE 700 | 51.4 | 87.5 | 92.6 | 95.9 | 96.6 | 97.0 | 97.3 | 97.6 | 98.0 | 98.0 | 98.0 | 98.0 | 98.0 | 98.0 | 98.0 | 98.0 |
| GE 600 | 51.4 | 87.5 | 92.6 | 95.9 | 96.6 | 97.0 | 97.3 | 97.6 | 98.0 | 98.0 | 98.0 | 98.0 | 98.0 | 98.0 | 98.0 | 98.0 |
| GE 500 | 51.4 | 87.5 | 92.9 | 96.3 | 97.0 | 97.3 | 97.6 | 98.0 | 98.3 | 98.3 | 98.3 | 98.3 | 98.3 | 98.3 | 98.3 | 98.3 |
| GE 400 | 51.4 | 87.5 | 92.9 | 96.3 | 97.0 | 97.6 | 98.0 | 98.6 | 99.0 | 99.0 | 99.0 | 99.0 | 99.0 | 99.0 | 99.0 | 99.0 |
| GE 300 | 51.4 | 87.5 | 92.9 | 96.3 | 97.0 | 97.6 | 98.0 | 98.6 | 99.0 | 99.0 | 99.0 | 99.0 | 99.0 | 99.0 | 99.0 | 99.0 |
| GE 200 | 51.4 | 87.5 | 92.9 | 96.3 | 97.0 | 97.6 | 98.0 | 98.6 | 99.0 | 99.0 | 99.0 | 99.0 | 99.3 | 99.3 | 99.3 | 99.3 |
| GE 100 | 51.4 | 87.5 | 92.9 | 96.3 | 97.0 | 97.6 | 98.0 | 98.6 | 99.0 | 99.0 | 99.0 | 99.0 | 99.3 | 100.0 | 100.0 | 100.0 |
| GE 0 | 51.4 | 87.5 | 92.9 | 96.3 | 97.0 | 97.6 | 98.0 | 98.6 | 99.0 | 99.0 | 99.0 | 99.0 | 99.3 | 100.0 | 100.0 | 100.0 |

TOTAL NUMBER OF OBSERVATIONS: 296

GLOBAL CLIMATOLOGY BRANCH
USAFETAC
AIR WEATHER SERVICE/MAC

PERCENTAGE FREQUENCY OF OCCURRENCE OF CEILING VERSUS VISIBILITY
FROM HOURLY OBSERVATIONS

STATION NUMBER: 22550C STATION NAME: ARKHANGELSK USSR

PERIOD OF RECORD: 78-87
MONTH: SEP HOURS(LST): ALL

| CEILING IN FEET | VISIBILITY IN STATUTE MILES: GE 10 | GE 6 | GE 5 | GE 4 | GE 3 | GE 2 1/2 | GE 2 | GE 1 1/2 | GE 1 1/4 | GE 1 | GE 3/4 | GE 5/8 | GE 1/2 | GE 5/16 | GE 1/4 | GE 0 |
|---|---|---|---|---|---|---|---|---|---|---|---|---|---|---|---|---|
| NO CEIL | 19.6 | 19.3 | 19.7 | 19.9 | 20.1 | 20.2 | 20.2 | 20.2 | 20.3 | 20.3 | 20.3 | 20.3 | 20.5 | 20.6 | 20.7 | 20.9 |
| GE 20000 | 16.9 | 22.5 | 22.9 | 23.3 | 23.5 | 23.6 | 23.6 | 23.7 | 23.8 | 23.8 | 23.8 | 23.8 | 24.0 | 24.2 | 24.3 | 24.5 |
| GE 18000 | 16.9 | 22.5 | 22.9 | 23.3 | 23.5 | 23.6 | 23.6 | 23.7 | 23.8 | 23.8 | 23.8 | 23.8 | 24.0 | 24.2 | 24.3 | 24.5 |
| GE 16000 | 16.9 | 22.5 | 22.9 | 23.3 | 23.5 | 23.6 | 23.6 | 23.7 | 23.8 | 23.8 | 23.8 | 23.8 | 24.0 | 24.2 | 24.3 | 24.5 |
| GE 14000 | 16.9 | 22.5 | 22.9 | 23.3 | 23.5 | 23.6 | 23.6 | 23.7 | 23.8 | 23.8 | 23.8 | 23.8 | 24.0 | 24.2 | 24.3 | 24.5 |
| GE 12000 | 16.9 | 22.5 | 22.9 | 23.3 | 23.5 | 23.6 | 23.6 | 23.7 | 23.8 | 23.8 | 23.8 | 23.8 | 24.0 | 24.2 | 24.3 | 24.5 |
| GE 10000 | 31.6 | 44.9 | 46.2 | 47.3 | 47.9 | 48.0 | 48.0 | 48.2 | 48.4 | 48.4 | 48.5 | 48.5 | 48.7 | 48.9 | 49.0 | 49.2 |
| GE 9000 | 31.6 | 44.9 | 46.2 | 47.4 | 47.9 | 48.1 | 48.1 | 48.2 | 48.4 | 48.5 | 48.5 | 48.5 | 48.8 | 48.9 | 49.0 | 49.3 |
| GE 8000 | 31.6 | 44.9 | 46.2 | 47.4 | 47.9 | 48.1 | 48.1 | 48.2 | 48.4 | 48.5 | 48.5 | 48.5 | 48.8 | 48.9 | 49.0 | 49.3 |
| GE 7000 | 31.6 | 44.9 | 46.3 | 47.4 | 48.0 | 48.1 | 48.2 | 48.3 | 48.5 | 48.5 | 48.6 | 48.6 | 48.8 | 49.0 | 49.1 | 49.4 |
| GE 6000 | 31.6 | 44.9 | 46.3 | 47.4 | 48.0 | 48.1 | 48.2 | 48.3 | 48.5 | 48.5 | 48.6 | 48.6 | 48.8 | 49.0 | 49.1 | 49.4 |
| GE 5000 | 31.9 | 45.4 | 46.8 | 47.9 | 48.5 | 48.6 | 48.6 | 48.8 | 49.0 | 49.0 | 49.1 | 49.1 | 49.3 | 49.5 | 49.6 | 49.8 |
| GE 4500 | 32.7 | 46.5 | 47.8 | 49.0 | 49.5 | 49.7 | 49.7 | 49.9 | 50.2 | 50.2 | 50.2 | 50.2 | 50.5 | 50.7 | 50.8 | 51.0 |
| GE 4000 | 34.1 | 48.6 | 50.0 | 51.2 | 51.7 | 51.8 | 51.9 | 52.1 | 52.4 | 52.4 | 52.5 | 52.5 | 52.7 | 52.9 | 53.0 | 53.2 |
| GE 3500 | 35.3 | 50.5 | 51.9 | 53.1 | 53.6 | 53.8 | 53.8 | 54.0 | 54.3 | 54.3 | 54.4 | 54.4 | 54.6 | 54.8 | 54.9 | 55.1 |
| GE 3000 | 37.0 | 53.1 | 54.5 | 55.7 | 56.3 | 56.4 | 56.5 | 56.6 | 56.9 | 57.0 | 57.0 | 57.0 | 57.3 | 57.5 | 57.5 | 57.8 |
| GE 2500 | 41.2 | 60.0 | 61.6 | 63.0 | 63.5 | 63.7 | 63.8 | 64.0 | 64.3 | 64.3 | 64.4 | 64.4 | 64.6 | 64.8 | 64.9 | 65.1 |
| GE 2000 | 43.9 | 65.2 | 66.8 | 68.5 | 69.1 | 69.3 | 69.4 | 69.6 | 69.9 | 70.0 | 70.0 | 70.0 | 70.3 | 70.4 | 70.5 | 70.8 |
| GE 1800 | 44.7 | 67.0 | 68.8 | 70.6 | 71.2 | 71.5 | 71.6 | 71.8 | 72.1 | 72.2 | 72.2 | 72.2 | 72.5 | 72.7 | 72.8 | 73.0 |
| GE 1600 | 46.5 | 71.4 | 73.5 | 75.7 | 76.3 | 76.6 | 76.7 | 76.9 | 77.2 | 77.4 | 77.4 | 77.4 | 77.7 | 77.8 | 77.9 | 78.2 |
| GE 1200 | 49.2 | 78.6 | 81.4 | 85.0 | 85.7 | 86.0 | 86.3 | 86.6 | 86.9 | 87.2 | 87.3 | 87.3 | 87.5 | 87.7 | 87.8 | 88.1 |
| GE 1000 | 50.2 | 81.8 | 85.1 | 89.2 | 90.3 | 90.7 | 91.1 | 91.4 | 91.8 | 92.2 | 92.2 | 92.2 | 92.6 | 92.7 | 92.8 | 93.1 |
| GE 900 | 50.3 | 82.3 | 85.8 | 90.1 | 91.2 | 91.7 | 92.1 | 92.5 | 92.9 | 93.3 | 93.3 | 93.3 | 93.7 | 93.9 | 94.0 | 94.3 |
| GE 800 | 50.4 | 82.5 | 86.3 | 90.7 | 92.0 | 92.5 | 93.0 | 93.4 | 93.8 | 94.2 | 94.2 | 94.2 | 94.6 | 94.8 | 94.9 | 95.2 |
| GE 700 | 50.5 | 82.8 | 86.7 | 91.4 | 92.7 | 93.2 | 93.7 | 94.1 | 94.7 | 95.0 | 95.1 | 95.1 | 95.5 | 95.7 | 95.8 | 96.1 |
| GE 600 | 50.5 | 83.1 | 87.1 | 92.0 | 93.3 | 93.9 | 94.4 | 94.9 | 95.4 | 95.8 | 95.9 | 95.9 | 96.3 | 96.5 | 96.6 | 96.9 |
| GE 500 | 50.5 | 83.2 | 87.3 | 92.2 | 93.6 | 94.2 | 94.7 | 95.2 | 95.8 | 96.2 | 96.2 | 96.2 | 96.7 | 96.9 | 97.0 | 97.3 |
| GE 400 | 50.5 | 83.4 | 87.6 | 92.6 | 94.0 | 94.7 | 95.2 | 95.8 | 96.4 | 96.8 | 96.9 | 96.9 | 97.3 | 97.6 | 97.7 | 98.0 |
| GE 300 | 50.5 | 83.4 | 87.6 | 92.6 | 94.0 | 94.7 | 95.2 | 95.9 | 96.4 | 96.9 | 97.0 | 97.0 | 97.4 | 97.6 | 97.7 | 98.0 |
| GE 200 | 50.5 | 83.4 | 87.6 | 92.6 | 94.0 | 94.7 | 95.2 | 95.9 | 96.4 | 96.9 | 97.0 | 97.0 | 97.7 | 98.2 | 98.3 | 98.6 |
| GE 100 | 50.5 | 83.4 | 87.6 | 92.6 | 94.0 | 94.7 | 95.2 | 95.9 | 96.4 | 96.9 | 97.0 | 97.0 | 97.7 | 98.4 | 98.7 | 99.7 |
| GE 0 | 50.5 | 83.4 | 87.6 | 92.6 | 94.0 | 94.7 | 95.2 | 95.9 | 96.4 | 96.9 | 97.0 | 97.0 | 97.7 | 98.4 | 98.7 | 100.0 |

TOTAL NUMBER OF OBSERVATIONS: 2301

GLOBAL CLIMATOLOGY BRANCH
USAFETAC
AIR WEATHER SERVICE/MAC

PERCENTAGE FREQUENCY OF OCCURRENCE OF CEILING VERSUS VISIBILITY
FROM HOURLY OBSERVATIONS

STATION NUMBER: 22550C STATION NAME: ARKHANGELSK USSR

PERIOD OF RECORD: 77-86
MONTH: OCT HOURS(LST): 0000-0200

| CEILING IN FEET | VISIBILITY IN STATUTE MILES | | | | | | | | | | | | | | | |
|---|---|---|---|---|---|---|---|---|---|---|---|---|---|---|---|---|
| | GE 10 | GE 6 | GE 5 | GE 4 | GE 3 | GE 2 1/2 | GE 2 | GE 1 1/2 | GE 1 1/4 | GE 1 | GE 3/4 | GE 5/8 | GE 1/2 | GE 5/16 | GE 1/4 | GE 0 |
| NO CEIL | 14.8 | 17.9 | 18.2 | 18.2 | 18.2 | 18.2 | 18.2 | 18.2 | 18.2 | 18.2 | 18.2 | 18.2 | 18.2 | 18.2 | 18.2 | 18.2 |
| GE 20000 | 16.2 | 19.2 | 19.6 | 19.6 | 19.6 | 19.6 | 19.6 | 19.6 | 19.6 | 19.6 | 19.6 | 19.6 | 19.6 | 19.6 | 19.6 | 19.6 |
| GE 18000 | 16.2 | 19.2 | 19.6 | 19.6 | 19.6 | 19.6 | 19.6 | 19.6 | 19.6 | 19.6 | 19.6 | 19.6 | 19.6 | 19.6 | 19.6 | 19.6 |
| GE 15000 | 16.2 | 19.2 | 19.6 | 19.6 | 19.6 | 19.6 | 19.6 | 19.6 | 19.6 | 19.6 | 19.6 | 19.6 | 19.6 | 19.6 | 19.6 | 19.6 |
| GE 14000 | 16.2 | 19.2 | 19.6 | 19.6 | 19.6 | 19.6 | 19.6 | 19.6 | 19.6 | 19.6 | 19.6 | 19.6 | 19.6 | 19.6 | 19.6 | 19.6 |
| GE 12000 | 16.2 | 19.2 | 19.6 | 19.6 | 19.6 | 19.6 | 19.6 | 19.6 | 19.6 | 19.6 | 19.6 | 19.6 | 19.6 | 19.6 | 19.6 | 19.6 |
| GE 10000 | 25.8 | 35.4 | 36.4 | 36.4 | 36.4 | 36.8 | 36.8 | 36.8 | 36.8 | 36.8 | 36.8 | 36.8 | 36.8 | 36.8 | 36.8 | 36.8 |
| GE 9000 | 25.8 | 35.4 | 36.4 | 36.4 | 36.4 | 36.8 | 36.8 | 36.8 | 36.8 | 36.8 | 36.8 | 36.8 | 36.8 | 36.8 | 36.8 | 36.8 |
| GE 8000 | 25.8 | 35.4 | 36.4 | 36.4 | 36.4 | 36.8 | 36.8 | 36.8 | 36.8 | 36.8 | 36.8 | 36.8 | 36.8 | 36.8 | 36.8 | 36.8 |
| GE 7000 | 26.1 | 35.7 | 36.8 | 36.8 | 36.8 | 37.1 | 37.1 | 37.1 | 37.1 | 37.1 | 37.1 | 37.1 | 37.1 | 37.1 | 37.1 | 37.1 |
| GE 6000 | 26.1 | 36.1 | 37.1 | 37.1 | 37.1 | 37.5 | 37.5 | 37.5 | 37.5 | 37.5 | 37.5 | 37.5 | 37.5 | 37.5 | 37.5 | 37.5 |
| GE 5000 | 26.8 | 36.8 | 37.8 | 37.8 | 37.8 | 38.1 | 38.1 | 38.1 | 38.1 | 38.1 | 38.1 | 38.1 | 38.1 | 38.1 | 38.1 | 38.1 |
| GE 4500 | 26.8 | 37.5 | 38.5 | 38.8 | 38.8 | 39.2 | 39.2 | 39.2 | 39.2 | 39.2 | 39.2 | 39.2 | 39.2 | 39.2 | 39.2 | 39.2 |
| GE 4000 | 27.8 | 38.5 | 39.5 | 39.9 | 39.9 | 40.2 | 40.2 | 40.2 | 40.2 | 40.2 | 40.2 | 40.2 | 40.2 | 40.2 | 40.2 | 40.2 |
| GE 3500 | 28.9 | 39.5 | 40.5 | 40.9 | 40.9 | 41.2 | 41.2 | 41.2 | 41.2 | 41.2 | 41.2 | 41.2 | 41.2 | 41.2 | 41.2 | 41.2 |
| GE 3000 | 30.2 | 42.3 | 43.6 | 44.0 | 44.0 | 44.3 | 44.3 | 44.3 | 44.3 | 44.3 | 44.3 | 44.3 | 44.3 | 44.3 | 44.3 | 44.3 |
| GE 2500 | 34.7 | 48.8 | 50.2 | 50.5 | 50.5 | 50.9 | 50.9 | 50.9 | 50.9 | 50.9 | 50.9 | 50.9 | 50.9 | 50.9 | 50.9 | 50.9 |
| GE 2000 | 37.1 | 52.3 | 54.6 | 56.0 | 56.0 | 56.4 | 56.4 | 56.4 | 56.4 | 56.4 | 56.4 | 56.4 | 56.4 | 56.4 | 56.4 | 56.4 |
| GE 1800 | 37.8 | 55.0 | 56.4 | 58.1 | 58.1 | 58.4 | 58.8 | 58.8 | 58.8 | 58.8 | 58.8 | 58.8 | 58.8 | 58.8 | 58.8 | 58.8 |
| GE 1500 | 39.5 | 62.2 | 63.6 | 67.4 | 67.4 | 67.7 | 68.0 | 68.0 | 68.0 | 68.0 | 68.0 | 68.0 | 68.0 | 68.0 | 68.0 | 68.0 |
| GE 1200 | 42.3 | 66.1 | 71.1 | 76.6 | 78.4 | 79.7 | 80.1 | 80.1 | 80.1 | 80.1 | 80.1 | 80.1 | 80.4 | 80.4 | 80.4 | 80.4 |
| GE 1000 | 43.6 | 73.2 | 75.6 | 82.5 | 84.5 | 87.3 | 87.6 | 87.6 | 87.6 | 87.6 | 87.6 | 87.6 | 88.0 | 88.3 | 88.3 | 88.3 |
| GE 900 | 44.0 | 74.2 | 77.0 | 84.9 | 86.9 | 90.0 | 90.4 | 90.7 | 90.7 | 90.7 | 91.1 | 91.1 | 91.4 | 91.8 | 91.8 | 91.8 |
| GE 800 | 44.0 | 74.6 | 77.3 | 85.6 | 88.0 | 91.1 | 91.4 | 91.8 | 91.8 | 91.8 | 92.1 | 92.1 | 92.4 | 92.8 | 92.8 | 92.8 |
| GE 700 | 44.7 | 75.3 | 78.4 | 86.6 | 89.3 | 92.4 | 92.8 | 93.5 | 93.8 | 93.8 | 94.2 | 94.2 | 94.5 | 94.8 | 94.8 | 94.8 |
| GE 600 | 45.0 | 76.6 | 79.7 | 88.3 | 91.1 | 94.5 | 94.8 | 95.9 | 96.2 | 96.2 | 96.6 | 96.6 | 96.9 | 97.3 | 97.3 | 97.3 |
| GE 500 | 45.0 | 76.6 | 79.7 | 88.3 | 91.1 | 94.5 | 94.8 | 95.9 | 96.2 | 96.2 | 96.6 | 96.6 | 96.9 | 97.3 | 97.3 | 97.3 |
| GE 400 | 45.0 | 76.6 | 79.7 | 88.3 | 91.1 | 94.5 | 94.8 | 95.9 | 96.2 | 96.2 | 96.9 | 96.9 | 97.6 | 97.9 | 97.9 | 97.9 |
| GE 300 | 45.0 | 76.6 | 79.7 | 88.3 | 91.1 | 94.5 | 94.8 | 96.2 | 96.6 | 96.6 | 97.3 | 97.3 | 97.9 | 98.3 | 98.3 | 98.3 |
| GE 200 | 45.0 | 76.6 | 79.7 | 88.3 | 91.1 | 94.5 | 94.8 | 96.2 | 96.6 | 96.6 | 97.3 | 97.3 | 97.9 | 99.0 | 99.0 | 99.0 |
| GE 100 | 45.0 | 76.6 | 79.7 | 88.3 | 91.1 | 94.5 | 94.8 | 96.2 | 96.6 | 96.6 | 97.3 | 97.3 | 97.9 | 99.3 | 99.7 | 99.7 |
| GE 0 | 45.0 | 76.6 | 79.7 | 88.3 | 91.1 | 94.5 | 94.8 | 96.2 | 96.6 | 96.6 | 97.3 | 97.3 | 97.9 | 99.3 | 99.7 | 100.0 |

TOTAL NUMBER OF OBSERVATIONS: 291

GLOBAL CLIMATOLOGY BRANCH
USAFETAC
AIR WEATHER SERVICE/MAC

PERCENTAGE FREQUENCY OF OCCURRENCE OF CEILING VERSUS VISIBILITY
FROM HOURLY OBSERVATIONS

STATION NUMBER: 22550C STATION NAME: ARKHANGELSK USSR

PERIOD OF RECORD: 77-86
MONTH: OCT HOURS(LST): 0300-0500

| CEILING IN FEET | VISIBILITY IN STATUTE MILES | | | | | | | | | | | | | | | |
|---|---|---|---|---|---|---|---|---|---|---|---|---|---|---|---|---|
| | GE 10 | GE 6 | GE 5 | GE 4 | GE 3 | GE 2 1/2 | GE 2 | GE 1 1/2 | GE 1 1/4 | GE 1 | GE 3/4 | GE 5/8 | GE 1/2 | GE 5/16 | GE 1/4 | GE 0 |
| NO CEIL | 14.3 | 17.6 | 18.3 | 18.3 | 18.3 | 18.3 | 18.3 | 18.3 | 18.3 | 18.3 | 18.3 | 18.3 | 18.6 | 18.6 | 18.6 | 18.6 |
| GE 20000 | 15.6 | 19.6 | 20.3 | 20.3 | 20.3 | 20.3 | 20.3 | 20.3 | 20.3 | 20.3 | 20.3 | 20.3 | 20.6 | 20.6 | 20.6 | 20.6 |
| GE 18000 | 15.6 | 19.6 | 20.3 | 20.3 | 20.3 | 20.3 | 20.3 | 20.3 | 20.3 | 20.3 | 20.3 | 20.3 | 20.6 | 20.6 | 20.6 | 20.6 |
| GE 16000 | 15.6 | 19.6 | 20.3 | 20.3 | 20.3 | 20.3 | 20.3 | 20.3 | 20.3 | 20.3 | 20.3 | 20.3 | 20.6 | 20.6 | 20.6 | 20.6 |
| GE 14000 | 15.6 | 19.6 | 20.3 | 20.3 | 20.3 | 20.3 | 20.3 | 20.3 | 20.3 | 20.3 | 20.3 | 20.3 | 20.6 | 20.6 | 20.6 | 20.6 |
| GE 12000 | 15.6 | 19.6 | 20.3 | 20.3 | 20.3 | 20.3 | 20.3 | 20.3 | 20.3 | 20.3 | 20.3 | 20.3 | 20.6 | 20.6 | 20.6 | 20.6 |
| GE 10000 | 23.6 | 30.9 | 31.9 | 32.6 | 32.6 | 32.6 | 32.6 | 32.6 | 32.6 | 32.6 | 32.6 | 32.6 | 32.9 | 32.9 | 32.9 | 32.9 |
| GE 9000 | 23.6 | 30.9 | 31.9 | 32.6 | 32.6 | 32.6 | 32.6 | 32.6 | 32.6 | 32.6 | 32.6 | 32.6 | 32.9 | 32.9 | 32.9 | 32.9 |
| GE 8000 | 23.6 | 30.9 | 31.9 | 32.6 | 32.6 | 32.6 | 32.6 | 32.6 | 32.6 | 32.6 | 32.6 | 32.6 | 32.9 | 32.9 | 32.9 | 32.9 |
| GE 7000 | 23.9 | 31.2 | 32.2 | 32.9 | 32.9 | 32.9 | 32.9 | 32.9 | 32.9 | 32.9 | 32.9 | 32.9 | 33.2 | 33.2 | 33.2 | 33.2 |
| GE 6000 | 23.9 | 31.2 | 32.2 | 32.9 | 32.9 | 32.9 | 32.9 | 32.9 | 32.9 | 32.9 | 32.9 | 32.9 | 33.2 | 33.2 | 33.2 | 33.2 |
| GE 5000 | 23.9 | 31.6 | 32.6 | 33.2 | 33.2 | 33.2 | 33.2 | 33.2 | 33.2 | 33.2 | 33.2 | 33.2 | 33.6 | 33.6 | 33.6 | 33.6 |
| GE 4500 | 23.9 | 31.6 | 32.6 | 33.2 | 33.2 | 33.2 | 33.2 | 33.2 | 33.2 | 33.2 | 33.2 | 33.2 | 33.6 | 33.6 | 33.6 | 33.6 |
| GE 4000 | 24.9 | 33.2 | 34.2 | 34.9 | 34.9 | 34.9 | 34.9 | 34.9 | 34.9 | 34.9 | 34.9 | 34.9 | 35.2 | 35.2 | 35.2 | 35.2 |
| GE 3500 | 25.6 | 34.6 | 35.5 | 36.2 | 36.2 | 36.2 | 36.2 | 36.2 | 36.2 | 36.2 | 36.2 | 36.2 | 36.5 | 36.5 | 36.5 | 36.5 |
| GE 3000 | 27.6 | 37.2 | 38.5 | 39.2 | 39.2 | 39.2 | 39.2 | 39.2 | 39.2 | 39.2 | 39.2 | 39.2 | 39.5 | 39.5 | 39.5 | 39.5 |
| GE 2500 | 29.9 | 40.9 | 42.2 | 42.9 | 42.9 | 43.2 | 43.2 | 43.2 | 43.2 | 43.2 | 43.2 | 43.2 | 43.5 | 43.5 | 43.5 | 43.5 |
| GE 2000 | 33.2 | 45.5 | 47.2 | 48.2 | 48.2 | 48.5 | 48.8 | 48.8 | 48.8 | 48.8 | 48.8 | 48.8 | 49.2 | 49.2 | 49.2 | 49.2 |
| GE 1800 | 34.6 | 47.5 | 49.5 | 50.5 | 50.5 | 51.2 | 51.8 | 52.2 | 52.2 | 52.2 | 52.2 | 52.2 | 52.5 | 52.5 | 52.5 | 52.5 |
| GE 1500 | 38.9 | 55.1 | 57.8 | 60.8 | 61.1 | 62.5 | 63.1 | 63.5 | 63.5 | 63.5 | 63.5 | 63.5 | 63.8 | 63.8 | 63.8 | 63.8 |
| GE 1200 | 41.2 | 64.1 | 68.1 | 73.4 | 75.4 | 77.7 | 78.7 | 79.4 | 79.4 | 79.4 | 79.4 | 79.4 | 79.7 | 79.7 | 79.7 | 79.7 |
| GE 1000 | 41.9 | 67.6 | 72.4 | 78.4 | 81.1 | 83.7 | 85.0 | 85.7 | 85.7 | 85.7 | 85.7 | 85.7 | 86.0 | 86.0 | 86.0 | 86.0 |
| GE 900 | 42.2 | 68.1 | 72.8 | 79.4 | 82.1 | 85.0 | 86.7 | 87.7 | 87.7 | 87.7 | 87.7 | 87.7 | 88.0 | 88.0 | 88.0 | 88.0 |
| GE 800 | 42.5 | 70.1 | 75.1 | 82.1 | 84.7 | 88.0 | 89.7 | 90.7 | 90.7 | 90.7 | 90.7 | 90.7 | 91.0 | 91.0 | 91.0 | 91.0 |
| GE 700 | 42.9 | 70.4 | 75.7 | 83.1 | 85.7 | 89.7 | 91.4 | 92.4 | 92.7 | 93.0 | 93.4 | 93.4 | 94.0 | 94.0 | 94.0 | 94.0 |
| GE 600 | 43.2 | 72.4 | 77.7 | 85.0 | 88.0 | 92.7 | 94.4 | 95.3 | 95.7 | 96.0 | 96.3 | 96.3 | 97.0 | 97.0 | 97.0 | 97.0 |
| GE 500 | 43.2 | 72.4 | 77.7 | 85.0 | 88.0 | 92.7 | 94.4 | 95.3 | 95.7 | 96.0 | 96.7 | 96.7 | 97.3 | 97.3 | 97.3 | 97.3 |
| GE 400 | 43.2 | 72.4 | 77.7 | 85.0 | 88.0 | 92.7 | 94.4 | 95.3 | 95.7 | 96.0 | 96.7 | 97.0 | 97.7 | 97.7 | 97.7 | 97.7 |
| GE 300 | 43.2 | 72.4 | 77.7 | 85.0 | 88.0 | 92.7 | 94.4 | 95.3 | 95.7 | 96.0 | 96.7 | 97.0 | 97.7 | 97.7 | 97.7 | 97.7 |
| GE 200 | 43.2 | 72.4 | 77.7 | 85.0 | 88.0 | 92.7 | 94.4 | 95.3 | 95.7 | 96.0 | 96.7 | 97.0 | 98.0 | 99.0 | 99.0 | 99.0 |
| GE 100 | 43.2 | 72.4 | 77.7 | 85.0 | 88.0 | 92.7 | 94.4 | 95.3 | 95.7 | 96.0 | 96.7 | 97.0 | 98.0 | 99.0 | 99.0 | 99.3 |
| GE 0 | 43.2 | 72.4 | 78.1 | 85.4 | 88.4 | 93.0 | 94.7 | 95.7 | 96.0 | 96.3 | 97.0 | 97.3 | 98.3 | 99.3 | 99.3 | 100.0 |

TOTAL NUMBER OF OBSERVATIONS: 301

GLOBAL CLIMATOLOGY BRANCH
USAFETAC
AIR WEATHER SERVICE/MAC

PERCENTAGE FREQUENCY OF OCCURRENCE OF CEILING VERSUS VISIBILITY
FROM HOURLY OBSERVATIONS

STATION NUMBER: 22550C STATION NAME: ARKHANGELSK USSR

PERIOD OF RECORD: 77-86
MONTH: OCT HOURS(LST): 0600-0800

| CEILING IN FEET | VISIBILITY IN STATUTE MILES | | | | | | | | | | | | | | | |
|---|---|---|---|---|---|---|---|---|---|---|---|---|---|---|---|---|
| | GE 10 | GE 6 | GE 5 | GE 4 | GE 3 | GE 2 1/2 | GE 2 | GE 1 1/2 | GE 1 1/4 | GE 1 | GE 3/4 | GE 5/8 | GE 1/2 | GE 5/16 | GE 1/4 | GE 0 |
| NO CEIL | 11.0 | 13.7 | 14.7 | 14.7 | 14.7 | 14.7 | 14.7 | 15.3 | 15.3 | 15.3 | 15.3 | 15.3 | 15.3 | 15.3 | 15.3 | 15.3 |
| GE 20000 | 13.3 | 16.7 | 17.7 | 18.0 | 18.0 | 18.0 | 18.0 | 18.7 | 18.7 | 18.7 | 18.7 | 18.7 | 18.7 | 18.7 | 18.7 | 18.7 |
| GE 18000 | 13.3 | 16.7 | 17.7 | 18.0 | 18.0 | 18.0 | 18.0 | 18.7 | 18.7 | 18.7 | 18.7 | 18.7 | 18.7 | 18.7 | 18.7 | 18.7 |
| GE 16000 | 13.3 | 16.7 | 17.7 | 18.0 | 18.0 | 18.0 | 18.0 | 18.7 | 18.7 | 18.7 | 18.7 | 18.7 | 18.7 | 18.7 | 18.7 | 18.7 |
| GE 14000 | 13.3 | 16.7 | 17.7 | 18.0 | 18.0 | 18.0 | 18.0 | 18.7 | 18.7 | 18.7 | 18.7 | 18.7 | 18.7 | 18.7 | 18.7 | 18.7 |
| GE 12000 | 13.3 | 16.7 | 17.7 | 18.0 | 18.0 | 18.0 | 18.0 | 18.7 | 18.7 | 18.7 | 18.7 | 18.7 | 18.7 | 18.7 | 18.7 | 18.7 |
| GE 10000 | 16.3 | 24.0 | 26.0 | 27.7 | 28.0 | 28.7 | 28.7 | 29.3 | 29.3 | 29.3 | 29.3 | 29.3 | 29.7 | 29.7 | 29.7 | 29.7 |
| GE 9000 | 16.3 | 24.0 | 26.0 | 27.7 | 28.0 | 28.7 | 28.7 | 29.3 | 29.3 | 29.3 | 29.3 | 29.3 | 29.7 | 29.7 | 29.7 | 29.7 |
| GE 8000 | 16.3 | 24.0 | 26.0 | 27.7 | 28.0 | 28.7 | 28.7 | 29.3 | 29.3 | 29.3 | 29.3 | 29.3 | 29.7 | 29.7 | 29.7 | 29.7 |
| GE 7000 | 16.3 | 24.0 | 26.0 | 27.7 | 28.0 | 28.7 | 28.7 | 29.3 | 29.3 | 29.3 | 29.3 | 29.3 | 29.7 | 29.7 | 29.7 | 29.7 |
| GE 6000 | 16.3 | 24.0 | 26.0 | 27.7 | 28.3 | 29.0 | 29.0 | 29.7 | 29.7 | 29.7 | 29.7 | 29.7 | 30.0 | 30.0 | 30.0 | 30.0 |
| GE 5000 | 16.7 | 24.3 | 26.3 | 28.0 | 28.7 | 29.3 | 29.3 | 30.0 | 30.0 | 30.0 | 30.0 | 30.0 | 30.3 | 30.3 | 30.3 | 30.3 |
| GE 4500 | 16.7 | 24.7 | 26.7 | 28.3 | 29.0 | 29.7 | 29.7 | 30.3 | 30.7 | 30.7 | 30.7 | 30.7 | 31.0 | 31.0 | 31.0 | 31.0 |
| GE 4000 | 17.7 | 26.0 | 28.3 | 30.3 | 31.0 | 31.7 | 31.7 | 32.3 | 32.7 | 32.7 | 32.7 | 32.7 | 33.0 | 33.0 | 33.0 | 33.0 |
| GE 3500 | 19.0 | 28.0 | 30.3 | 32.3 | 33.0 | 33.7 | 33.7 | 34.3 | 34.7 | 34.7 | 34.7 | 34.7 | 35.0 | 35.0 | 35.0 | 35.0 |
| GE 3000 | 20.0 | 30.0 | 32.7 | 34.7 | 35.3 | 36.0 | 36.0 | 36.7 | 37.3 | 37.3 | 37.3 | 37.3 | 37.7 | 37.7 | 37.7 | 37.7 |
| GE 2500 | 22.3 | 35.0 | 38.0 | 40.0 | 40.7 | 41.3 | 41.3 | 42.0 | 42.7 | 42.7 | 42.7 | 42.7 | 43.0 | 43.0 | 43.0 | 43.0 |
| GE 2000 | 26.3 | 40.7 | 44.0 | 46.3 | 47.0 | 47.7 | 47.7 | 48.3 | 49.3 | 49.3 | 49.3 | 49.3 | 49.7 | 49.7 | 49.7 | 49.7 |
| GE 1800 | 28.7 | 44.0 | 47.7 | 50.0 | 50.7 | 51.3 | 51.3 | 52.0 | 53.0 | 53.0 | 53.0 | 53.0 | 53.3 | 53.3 | 53.3 | 53.3 |
| GE 1500 | 31.3 | 51.3 | 55.7 | 59.0 | 59.7 | 60.3 | 60.7 | 61.3 | 62.3 | 62.7 | 62.7 | 62.7 | 63.0 | 63.0 | 63.0 | 63.0 |
| GE 1200 | 35.7 | 61.3 | 67.3 | 73.7 | 76.0 | 77.0 | 77.7 | 78.3 | 79.7 | 80.3 | 80.3 | 80.3 | 80.7 | 80.7 | 81.0 | 81.0 |
| GE 1000 | 37.3 | 65.0 | 71.7 | 79.3 | 81.7 | 83.3 | 84.3 | 85.0 | 86.3 | 87.0 | 87.0 | 87.0 | 87.3 | 87.3 | 87.7 | 87.7 |
| GE 900 | 37.7 | 65.7 | 72.3 | 80.3 | 82.7 | 84.3 | 85.3 | 86.3 | 87.7 | 88.3 | 88.3 | 88.3 | 88.7 | 88.7 | 89.0 | 89.0 |
| GE 800 | 38.0 | 66.3 | 73.0 | 81.3 | 84.0 | 85.7 | 87.3 | 88.7 | 90.0 | 91.0 | 91.0 | 91.0 | 91.3 | 91.3 | 91.7 | 91.7 |
| GE 700 | 38.7 | 67.7 | 75.0 | 83.3 | 86.0 | 87.7 | 89.3 | 91.0 | 92.3 | 93.3 | 93.3 | 93.3 | 93.7 | 93.7 | 94.0 | 94.0 |
| GE 600 | 38.7 | 67.7 | 75.3 | 84.0 | 87.0 | 88.7 | 90.3 | 92.3 | 93.7 | 94.7 | 94.7 | 94.7 | 95.0 | 95.0 | 95.3 | 95.3 |
| GE 500 | 38.7 | 67.7 | 75.3 | 84.3 | 87.3 | 89.3 | 91.0 | 93.0 | 94.3 | 95.3 | 95.3 | 95.3 | 95.7 | 95.7 | 96.0 | 96.0 |
| GE 400 | 38.7 | 68.0 | 75.7 | 84.7 | 87.7 | 89.7 | 91.3 | 93.3 | 94.7 | 95.7 | 95.7 | 95.7 | 96.0 | 96.0 | 96.3 | 96.3 |
| GE 300 | 39.0 | 68.3 | 76.0 | 85.3 | 88.3 | 90.3 | 92.0 | 94.0 | 95.3 | 96.3 | 96.3 | 96.3 | 96.7 | 96.7 | 97.0 | 97.0 |
| GE 200 | 39.0 | 68.3 | 76.0 | 85.3 | 88.3 | 90.3 | 92.0 | 94.0 | 95.3 | 96.3 | 96.3 | 96.3 | 97.0 | 97.7 | 98.0 | 98.0 |
| GE 100 | 39.0 | 68.3 | 76.0 | 85.3 | 88.3 | 90.3 | 92.0 | 94.0 | 95.3 | 96.3 | 96.3 | 96.3 | 97.0 | 98.0 | 98.3 | 99.7 |
| GE 0 | 39.0 | 68.3 | 76.0 | 85.3 | 88.3 | 90.3 | 92.0 | 94.0 | 95.3 | 96.3 | 96.3 | 96.3 | 97.0 | 98.0 | 98.3 | 100.0 |

TOTAL NUMBER OF OBSERVATIONS: 300

GLOBAL CLIMATOLOGY BRANCH
USAFETAC
AIR WEATHER SERVICE/MAC

PERCENTAGE FREQUENCY OF OCCURRENCE OF CEILING VERSUS VISIBILITY
FROM HOURLY OBSERVATIONS

STATION NUMBER: 22550C STATION NAME: ARKHANGELSK USSR

PERIOD OF RECORD: 77-86
MONTH: OCT HOURS(LST): 0900-1100

| CEILING IN FEET | VISIBILITY IN STATUTE MILES | | | | | | | | | | | | | | | |
|---|---|---|---|---|---|---|---|---|---|---|---|---|---|---|---|---|
| | GE 10 | GE 6 | GE 5 | GE 4 | GE 3 | GE 2 1/2 | GE 2 | GE 1 1/2 | GE 1 1/4 | GE 1 | GE 3/4 | GE 5/8 | GE 1/2 | GE 5/16 | GE 1/4 | GE 0 |
| NO CEIL | 9.5 | 10.6 | 11.3 | 11.7 | 11.7 | 11.7 | 11.7 | 11.7 | 11.7 | 11.7 | 11.7 | 11.7 | 11.7 | 11.7 | 11.7 | 11.7 |
| GE 20000 | 12.4 | 15.3 | 16.4 | 17.9 | 18.6 | 18.6 | 19.0 | 19.0 | 19.0 | 19.0 | 19.0 | 19.0 | 19.0 | 19.0 | 19.0 | 19.0 |
| GE 18000 | 12.4 | 15.3 | 16.4 | 17.9 | 18.6 | 18.6 | 19.0 | 19.0 | 19.0 | 19.0 | 19.0 | 19.0 | 19.0 | 19.0 | 19.0 | 19.0 |
| GE 16000 | 12.4 | 15.3 | 16.4 | 17.9 | 18.6 | 18.6 | 19.0 | 19.0 | 19.0 | 19.0 | 19.0 | 19.0 | 19.0 | 19.0 | 19.0 | 19.0 |
| GE 14000 | 12.4 | 15.3 | 16.4 | 17.9 | 18.6 | 18.6 | 19.0 | 19.0 | 19.0 | 19.0 | 19.0 | 19.0 | 19.0 | 19.0 | 19.0 | 19.0 |
| GE 12000 | 12.4 | 15.3 | 16.4 | 17.9 | 18.6 | 18.6 | 19.0 | 19.0 | 19.0 | 19.0 | 19.0 | 19.0 | 19.0 | 19.0 | 19.0 | 19.0 |
| GE 10000 | 20.1 | 28.1 | 30.3 | 32.8 | 33.9 | 35.0 | 35.4 | 35.4 | 35.4 | 35.4 | 35.4 | 35.4 | 35.4 | 35.4 | 35.4 | 35.4 |
| GE 9000 | 20.1 | 28.1 | 30.3 | 32.8 | 33.9 | 35.0 | 35.4 | 35.4 | 35.4 | 35.4 | 35.4 | 35.4 | 35.4 | 35.4 | 35.4 | 35.4 |
| GE 8000 | 20.1 | 28.1 | 30.3 | 32.8 | 33.9 | 35.0 | 35.4 | 35.4 | 35.4 | 35.4 | 35.4 | 35.4 | 35.4 | 35.4 | 35.4 | 35.4 |
| GE 7000 | 20.1 | 28.1 | 30.3 | 32.8 | 33.9 | 35.0 | 35.4 | 35.4 | 35.4 | 35.4 | 35.4 | 35.4 | 35.4 | 35.4 | 35.4 | 35.4 |
| GE 6000 | 20.1 | 28.1 | 30.3 | 32.8 | 33.9 | 35.0 | 35.4 | 35.4 | 35.4 | 35.4 | 35.4 | 35.4 | 35.4 | 35.4 | 35.4 | 35.4 |
| GE 5000 | 20.4 | 28.5 | 30.7 | 33.2 | 34.3 | 35.4 | 35.8 | 35.8 | 35.8 | 35.8 | 35.8 | 35.8 | 35.8 | 35.8 | 35.8 | 35.8 |
| GE 4500 | 20.4 | 28.5 | 30.7 | 33.2 | 34.3 | 35.4 | 35.8 | 35.8 | 35.8 | 35.8 | 35.8 | 35.8 | 35.8 | 35.8 | 35.8 | 35.8 |
| GE 4000 | 21.5 | 29.9 | 32.1 | 34.7 | 35.8 | 36.9 | 37.2 | 37.2 | 37.2 | 37.2 | 37.2 | 37.2 | 37.2 | 37.2 | 37.2 | 37.2 |
| GE 3500 | 21.9 | 30.7 | 32.8 | 35.4 | 36.5 | 37.6 | 38.0 | 38.0 | 38.0 | 38.0 | 38.3 | 38.3 | 38.3 | 38.3 | 38.3 | 38.3 |
| GE 3000 | 23.0 | 33.6 | 35.8 | 38.3 | 39.4 | 40.5 | 40.9 | 40.9 | 40.9 | 40.9 | 41.2 | 41.2 | 41.2 | 41.2 | 41.2 | 41.2 |
| GE 2500 | 25.9 | 37.2 | 39.4 | 42.3 | 43.4 | 44.5 | 44.9 | 44.9 | 44.9 | 44.9 | 45.3 | 45.3 | 45.3 | 45.3 | 45.3 | 45.3 |
| GE 2000 | 28.8 | 44.9 | 47.4 | 50.7 | 51.8 | 52.9 | 53.3 | 53.3 | 53.3 | 53.3 | 53.6 | 53.6 | 53.6 | 53.6 | 53.6 | 53.6 |
| GE 1800 | 29.2 | 46.0 | 48.5 | 51.8 | 52.9 | 54.4 | 54.7 | 54.7 | 54.7 | 54.7 | 55.1 | 55.1 | 55.1 | 55.1 | 55.1 | 55.1 |
| GE 1500 | 30.7 | 50.7 | 53.6 | 57.3 | 58.4 | 59.9 | 60.2 | 60.2 | 60.2 | 60.2 | 60.6 | 60.6 | 60.6 | 60.6 | 60.6 | 60.6 |
| GE 1200 | 33.9 | 56.1 | 63.5 | 70.1 | 71.5 | 73.4 | 74.5 | 74.5 | 74.5 | 74.5 | 74.8 | 74.8 | 74.8 | 74.8 | 74.8 | 74.8 |
| GE 1000 | 34.7 | 62.4 | 67.9 | 76.6 | 79.6 | 81.6 | 83.2 | 83.6 | 83.6 | 84.3 | 84.7 | 84.7 | 84.7 | 84.7 | 84.7 | 84.7 |
| GE 900 | 34.7 | 63.1 | 69.0 | 77.7 | 80.7 | 82.8 | 84.7 | 85.4 | 85.4 | 86.1 | 86.5 | 86.5 | 86.5 | 86.5 | 86.5 | 86.5 |
| GE 800 | 34.7 | 63.1 | 69.3 | 79.2 | 82.1 | 84.3 | 86.1 | 87.6 | 87.6 | 88.3 | 88.7 | 88.7 | 89.1 | 89.1 | 89.1 | 89.1 |
| GE 700 | 34.7 | 63.5 | 70.1 | 79.9 | 82.8 | 85.4 | 87.2 | 88.7 | 88.7 | 89.4 | 89.8 | 89.8 | 90.5 | 90.5 | 90.5 | 90.5 |
| GE 600 | 34.7 | 63.9 | 71.2 | 81.0 | 84.7 | 87.2 | 89.1 | 90.5 | 90.5 | 91.2 | 91.6 | 91.6 | 92.3 | 92.3 | 92.3 | 92.3 |
| GE 500 | 34.7 | 64.2 | 71.5 | 81.4 | 85.4 | 88.0 | 89.8 | 91.2 | 91.2 | 92.3 | 92.7 | 92.7 | 93.4 | 93.4 | 93.4 | 93.4 |
| GE 400 | 34.7 | 64.6 | 71.9 | 81.8 | 85.8 | 88.3 | 90.1 | 92.0 | 92.0 | 93.1 | 93.4 | 93.4 | 94.2 | 94.2 | 94.2 | 94.2 |
| GE 300 | 35.0 | 65.3 | 72.6 | 82.5 | 86.5 | 89.1 | 90.9 | 92.7 | 92.7 | 93.8 | 94.2 | 94.2 | 94.9 | 94.9 | 94.9 | 94.9 |
| GE 200 | 35.0 | 65.3 | 72.6 | 82.5 | 86.5 | 89.1 | 90.9 | 92.7 | 92.7 | 93.8 | 94.2 | 94.2 | 95.3 | 97.4 | 97.4 | 97.4 |
| GE 100 | 35.0 | 65.3 | 72.6 | 82.5 | 86.5 | 89.1 | 90.9 | 92.7 | 92.7 | 93.8 | 94.5 | 94.5 | 95.6 | 98.2 | 98.9 | 99.6 |
| GE 0 | 35.0 | 65.3 | 72.6 | 82.5 | 86.5 | 89.1 | 90.9 | 92.7 | 92.7 | 93.8 | 94.5 | 94.5 | 95.6 | 98.2 | 98.9 | 100.0 |

TOTAL NUMBER OF OBSERVATIONS: 274

GLOBAL CLIMATOLOGY BRANCH
USAFETAC
AIR WEATHER SERVICE/MAC

PERCENTAGE FREQUENCY OF OCCURRENCE OF CEILING VERSUS VISIBILITY
FROM HOURLY OBSERVATIONS

STATION NUMBER: 22550C STATION NAME: ARKHANGELSK USSR

PERIOD OF RECORD: 77-86
MONTH: OCT HOURS(LST): 1200-1400

| CEILING IN FEET | VISIBILITY IN STATUTE MILES | | | | | | | | | | | | | | | |
|---|---|---|---|---|---|---|---|---|---|---|---|---|---|---|---|---|
| | GE 10 | GE 6 | GE 5 | GE 4 | GE 3 | GE 2 1/2 | GE 2 | GE 1 1/2 | GE 1 1/4 | GE 1 | GE 3/4 | GE 5/8 | GE 1/2 | GE 5/16 | GE 1/4 | GE 0 |
| NO CEIL | 9.2 | 11.0 | 11.3 | 12.0 | 12.0 | 12.0 | 12.0 | 12.0 | 12.0 | 12.0 | 12.0 | 12.0 | 12.0 | 12.0 | 12.0 | 12.0 |
| GE 20000 | 13.7 | 17.1 | 18.2 | 18.8 | 18.8 | 18.8 | 18.8 | 18.8 | 18.8 | 18.8 | 18.8 | 18.8 | 18.8 | 18.8 | 18.8 | 18.8 |
| GE 18000 | 13.7 | 17.1 | 18.2 | 18.8 | 18.8 | 18.8 | 18.8 | 18.8 | 18.8 | 18.8 | 18.8 | 18.8 | 18.8 | 18.8 | 18.8 | 18.8 |
| GE 16000 | 13.7 | 17.1 | 18.2 | 18.8 | 18.8 | 18.8 | 18.8 | 18.8 | 18.8 | 18.8 | 18.8 | 18.8 | 18.8 | 18.8 | 18.8 | 18.8 |
| GE 14000 | 13.7 | 17.1 | 18.2 | 18.8 | 18.8 | 18.8 | 18.8 | 18.8 | 18.8 | 18.8 | 18.8 | 18.8 | 18.8 | 18.8 | 18.8 | 18.8 |
| GE 12000 | 13.7 | 17.1 | 18.2 | 18.8 | 18.8 | 18.8 | 18.8 | 18.8 | 18.8 | 18.8 | 18.8 | 18.8 | 18.8 | 18.8 | 18.8 | 18.8 |
| GE 10000 | 20.9 | 29.1 | 30.1 | 31.8 | 32.5 | 32.5 | 32.5 | 32.5 | 32.5 | 32.5 | 32.5 | 32.5 | 32.5 | 32.5 | 32.5 | 32.5 |
| GE 9000 | 20.9 | 29.1 | 30.1 | 31.8 | 32.5 | 32.5 | 32.5 | 32.5 | 32.5 | 32.5 | 32.5 | 32.5 | 32.5 | 32.5 | 32.5 | 32.5 |
| GE 8000 | 20.9 | 29.1 | 30.1 | 31.8 | 32.5 | 32.5 | 32.5 | 32.5 | 32.5 | 32.5 | 32.5 | 32.5 | 32.5 | 32.5 | 32.5 | 32.5 |
| GE 7000 | 20.9 | 29.1 | 30.1 | 31.8 | 32.5 | 32.5 | 32.5 | 32.5 | 32.5 | 32.5 | 32.5 | 32.5 | 32.5 | 32.5 | 32.5 | 32.5 |
| GE 6000 | 20.9 | 29.1 | 30.1 | 31.8 | 32.5 | 32.5 | 32.5 | 32.5 | 32.5 | 32.5 | 32.5 | 32.5 | 32.5 | 32.5 | 32.5 | 32.5 |
| GE 5000 | 20.9 | 29.1 | 30.1 | 31.8 | 32.5 | 32.5 | 32.5 | 32.5 | 32.5 | 32.5 | 32.5 | 32.5 | 32.5 | 32.5 | 32.5 | 32.5 |
| GE 4500 | 20.9 | 29.1 | 30.1 | 31.8 | 32.5 | 32.5 | 32.5 | 32.5 | 32.5 | 32.5 | 32.5 | 32.5 | 32.5 | 32.5 | 32.5 | 32.5 |
| GE 4000 | 21.2 | 29.5 | 30.5 | 32.2 | 32.9 | 32.9 | 32.9 | 32.9 | 32.9 | 32.9 | 32.9 | 32.9 | 32.9 | 32.9 | 32.9 | 32.9 |
| GE 3500 | 21.9 | 30.5 | 31.5 | 33.2 | 34.2 | 34.2 | 34.2 | 34.2 | 34.2 | 34.2 | 34.2 | 34.2 | 34.2 | 34.2 | 34.2 | 34.2 |
| GE 3000 | 23.6 | 32.5 | 33.6 | 35.3 | 36.3 | 36.3 | 36.3 | 36.3 | 36.3 | 36.3 | 36.3 | 36.3 | 36.3 | 36.3 | 36.3 | 36.3 |
| GE 2500 | 29.5 | 40.4 | 41.4 | 43.8 | 44.9 | 44.9 | 44.9 | 44.9 | 44.9 | 44.9 | 44.9 | 44.9 | 44.9 | 44.9 | 44.9 | 44.9 |
| GE 2000 | 32.9 | 45.5 | 46.9 | 49.3 | 50.3 | 50.3 | 50.3 | 50.3 | 50.3 | 50.3 | 50.3 | 50.3 | 50.3 | 50.3 | 50.3 | 50.3 |
| GE 1800 | 34.2 | 48.6 | 50.3 | 53.1 | 54.1 | 54.1 | 54.1 | 54.1 | 54.1 | 54.1 | 54.1 | 54.1 | 54.1 | 54.1 | 54.1 | 54.1 |
| GE 1500 | 37.7 | 55.1 | 56.8 | 61.3 | 62.7 | 63.0 | 63.0 | 63.0 | 63.0 | 63.0 | 63.0 | 63.0 | 63.0 | 63.0 | 63.0 | 63.0 |
| GE 1200 | 40.4 | 64.4 | 66.8 | 72.6 | 74.7 | 75.3 | 75.3 | 75.7 | 75.7 | 75.7 | 75.7 | 75.7 | 75.7 | 75.7 | 75.7 | 75.7 |
| GE 1000 | 41.4 | 68.8 | 71.2 | 78.1 | 81.2 | 81.8 | 82.5 | 82.9 | 83.2 | 83.6 | 83.9 | 83.9 | 84.2 | 84.2 | 84.2 | 84.2 |
| GE 900 | 41.4 | 69.9 | 72.3 | 79.5 | 82.5 | 83.9 | 84.6 | 85.3 | 85.6 | 86.3 | 87.0 | 87.0 | 87.3 | 87.3 | 87.3 | 87.3 |
| GE 800 | 42.5 | 71.6 | 74.3 | 82.2 | 86.0 | 87.3 | 88.0 | 89.0 | 89.7 | 90.4 | 91.1 | 91.1 | 91.4 | 91.4 | 91.4 | 91.4 |
| GE 700 | 43.2 | 72.3 | 75.3 | 83.2 | 87.0 | 88.4 | 89.4 | 91.1 | 92.1 | 92.8 | 93.8 | 93.8 | 94.2 | 94.2 | 94.2 | 94.2 |
| GE 600 | 43.2 | 72.9 | 76.0 | 83.9 | 88.0 | 89.7 | 90.8 | 92.8 | 93.8 | 94.5 | 95.5 | 95.5 | 96.2 | 96.2 | 96.2 | 96.2 |
| GE 500 | 43.2 | 72.9 | 76.4 | 84.6 | 88.7 | 90.8 | 91.8 | 93.8 | 94.9 | 96.2 | 97.3 | 97.3 | 97.9 | 97.9 | 97.9 | 97.9 |
| GE 400 | 43.2 | 72.9 | 76.4 | 84.9 | 89.0 | 91.1 | 92.1 | 94.2 | 95.2 | 96.6 | 97.6 | 97.6 | 98.3 | 98.3 | 98.3 | 98.3 |
| GE 300 | 43.2 | 72.9 | 76.4 | 84.9 | 89.0 | 91.4 | 92.5 | 94.5 | 95.5 | 96.9 | 97.9 | 97.9 | 98.6 | 98.6 | 98.6 | 98.6 |
| GE 200 | 43.2 | 72.9 | 76.4 | 84.9 | 89.0 | 91.4 | 92.5 | 94.5 | 95.5 | 96.9 | 97.9 | 97.9 | 99.0 | 99.0 | 99.0 | 99.0 |
| GE 100 | 43.2 | 72.9 | 76.4 | 84.9 | 89.0 | 91.4 | 92.5 | 94.5 | 95.5 | 96.9 | 97.9 | 97.9 | 99.0 | 99.3 | 99.7 | 99.7 |
| GE 0 | 43.2 | 72.9 | 76.4 | 84.9 | 89.0 | 91.4 | 92.5 | 94.5 | 95.5 | 96.9 | 97.9 | 97.9 | 99.0 | 99.3 | 99.7 | 100.0 |

TOTAL NUMBER OF OBSERVATIONS: 292

GLOBAL CLIMATOLOGY BRANCH
USAFETAC
AIR WEATHER SERVICE/MAC

PERCENTAGE FREQUENCY OF OCCURRENCE OF CEILING VERSUS VISIBILITY
FROM HOURLY OBSERVATIONS

STATION NUMBER: 225500 STATION NAME: ARKHANGELSK USSR

PERIOD OF RECORD: 77-86
MONTH: OCT HOURS(LST): 1500-1700

| CEILING IN FEET | VISIBILITY IN STATUTE MILES | | | | | | | | | | | | | | | |
|---|---|---|---|---|---|---|---|---|---|---|---|---|---|---|---|---|
| | GE 10 | GE 6 | GE 5 | GE 4 | GE 3 | GE 2 1/2 | GE 2 | GE 1 1/2 | GE 1 1/4 | GE 1 | GE 7/8 | GE 5/8 | GE 1/2 | GE 5/16 | GE 1/4 | GE 0 |
| NO CEIL | 13.4 | 13.8 | 13.1 | 13.1 | 13.4 | 13.4 | 13.4 | 13.4 | 13.4 | 13.4 | 13.4 | 13.4 | 13.4 | 13.4 | 13.4 | 13.4 |
| GE 20000 | 13.8 | 16.1 | 16.8 | 16.8 | 17.4 | 17.4 | 17.4 | 17.4 | 17.4 | 17.4 | 17.4 | 17.4 | 17.4 | 17.4 | 17.4 | 17.4 |
| GE 18000 | 13.8 | 16.1 | 16.8 | 16.8 | 17.4 | 17.4 | 17.4 | 17.4 | 17.4 | 17.4 | 17.4 | 17.4 | 17.4 | 17.4 | 17.4 | 17.4 |
| GE 16000 | 13.8 | 16.1 | 16.8 | 16.8 | 17.4 | 17.4 | 17.4 | 17.4 | 17.4 | 17.4 | 17.4 | 17.4 | 17.4 | 17.4 | 17.4 | 17.4 |
| GE 14000 | 13.8 | 16.1 | 16.8 | 16.8 | 17.4 | 17.4 | 17.4 | 17.4 | 17.4 | 17.4 | 17.4 | 17.4 | 17.4 | 17.4 | 17.4 | 17.4 |
| GE 12000 | 13.8 | 16.1 | 16.8 | 16.8 | 17.4 | 17.4 | 17.4 | 17.4 | 17.4 | 17.4 | 17.4 | 17.4 | 17.4 | 17.4 | 17.4 | 17.4 |
| GE 10000 | 24.2 | 33.2 | 34.2 | 34.9 | 35.6 | 35.9 | 35.9 | 35.9 | 35.9 | 35.9 | 35.9 | 35.9 | 35.9 | 35.9 | 35.9 | 36.2 |
| GE 9000 | 24.2 | 33.2 | 34.2 | 34.9 | 35.6 | 35.9 | 35.9 | 35.9 | 35.9 | 35.9 | 35.9 | 35.9 | 35.9 | 35.9 | 35.9 | 36.2 |
| GE 8000 | 24.2 | 33.2 | 34.2 | 34.9 | 35.6 | 35.9 | 35.9 | 35.9 | 35.9 | 35.9 | 35.9 | 35.9 | 35.9 | 35.9 | 35.9 | 36.2 |
| GE 7000 | 24.2 | 33.2 | 34.2 | 34.9 | 35.6 | 35.9 | 35.9 | 35.9 | 35.9 | 35.9 | 35.9 | 35.9 | 35.9 | 35.9 | 35.9 | 36.2 |
| GE 6000 | 24.2 | 33.2 | 34.2 | 34.9 | 35.6 | 35.9 | 35.9 | 35.9 | 35.9 | 35.9 | 35.9 | 35.9 | 35.9 | 35.9 | 35.9 | 36.2 |
| GE 5000 | 24.5 | 33.9 | 34.9 | 35.6 | 36.2 | 36.6 | 36.6 | 36.6 | 36.6 | 36.6 | 36.6 | 36.6 | 36.6 | 36.6 | 36.6 | 36.9 |
| GE 4500 | 24.5 | 34.2 | 35.2 | 35.9 | 36.6 | 36.9 | 36.9 | 36.9 | 36.9 | 36.9 | 36.9 | 36.9 | 36.9 | 36.9 | 36.9 | 37.2 |
| GE 4000 | 26.2 | 36.2 | 37.2 | 37.9 | 38.6 | 38.9 | 38.9 | 38.9 | 38.9 | 38.9 | 38.9 | 38.9 | 38.9 | 38.9 | 38.9 | 39.3 |
| GE 3500 | 27.5 | 37.9 | 38.9 | 39.6 | 40.3 | 40.6 | 40.6 | 40.6 | 40.6 | 40.6 | 40.6 | 40.6 | 40.6 | 40.6 | 40.6 | 40.9 |
| GE 3000 | 30.9 | 41.6 | 43.0 | 43.6 | 44.3 | 44.6 | 44.6 | 44.6 | 44.6 | 44.6 | 44.6 | 44.6 | 44.6 | 44.6 | 44.6 | 45.0 |
| GE 2500 | 34.6 | 47.0 | 48.7 | 49.3 | 50.3 | 50.7 | 50.7 | 50.7 | 50.7 | 50.7 | 50.7 | 50.7 | 50.7 | 50.7 | 50.7 | 51.0 |
| GE 2000 | 37.2 | 51.7 | 54.0 | 55.0 | 56.0 | 56.4 | 56.4 | 56.4 | 56.4 | 56.4 | 56.4 | 56.4 | 56.4 | 56.4 | 56.4 | 56.7 |
| GE 1500 | 40.3 | 56.0 | 58.4 | 59.7 | 61.1 | 61.4 | 61.4 | 61.4 | 61.4 | 61.4 | 61.4 | 61.4 | 61.4 | 61.4 | 61.4 | 61.7 |
| GE 1000 | 43.6 | 62.1 | 64.4 | 65.6 | 68.1 | 68.8 | 69.1 | 69.1 | 69.1 | 69.1 | 69.1 | 69.1 | 69.1 | 69.1 | 69.1 | 69.5 |
| GE 900 | 44.0 | 64.1 | 73.2 | 75.5 | 78.5 | 79.2 | 79.9 | 79.9 | 80.2 | 80.2 | 80.2 | 80.2 | 80.9 | 80.9 | 80.9 | 81.2 |
| GE 800 | 47.0 | 72.5 | 76.5 | 80.2 | 83.9 | 84.9 | 85.6 | 85.9 | 86.2 | 86.2 | 86.2 | 86.2 | 86.9 | 86.9 | 86.9 | 87.2 |
| GE 700 | 47.0 | 73.2 | 77.5 | 81.2 | 85.2 | 86.6 | 87.2 | 87.6 | 88.3 | 88.6 | 88.6 | 88.6 | 89.3 | 89.3 | 89.3 | 89.6 |
| GE 600 | 47.0 | 74.2 | 78.5 | 83.2 | 87.6 | 89.3 | 90.3 | 90.9 | 91.6 | 92.0 | 92.3 | 92.3 | 93.0 | 93.0 | 93.0 | 93.3 |
| GE 500 | 47.0 | 74.6 | 79.2 | 84.6 | 89.9 | 91.6 | 92.6 | 93.3 | 94.0 | 95.0 | 95.6 | 95.6 | 96.3 | 96.3 | 96.3 | 96.6 |
| GE 400 | 47.0 | 74.9 | 79.2 | 84.9 | 90.6 | 92.3 | 93.3 | 94.0 | 95.0 | 96.3 | 97.0 | 97.0 | 98.0 | 98.0 | 98.0 | 98.3 |
| GE 300 | 47.3 | 75.5 | 79.9 | 85.6 | 91.3 | 93.0 | 94.0 | 94.6 | 95.6 | 97.0 | 97.7 | 97.7 | 98.7 | 98.7 | 98.7 | 99.0 |
| GE 200 | 47.3 | 75.5 | 79.9 | 85.9 | 91.6 | 93.3 | 94.3 | 95.0 | 96.0 | 97.3 | 98.0 | 98.3 | 99.3 | 99.3 | 99.3 | 99.7 |
| GE 150 | 47.3 | 75.5 | 79.9 | 85.9 | 91.6 | 93.3 | 94.3 | 95.0 | 96.0 | 97.3 | 98.0 | 98.3 | 99.3 | 99.3 | 99.3 | 99.7 |
| GE 100 | 47.3 | 75.5 | 79.9 | 85.9 | 91.6 | 93.3 | 94.3 | 95.0 | 96.0 | 97.3 | 98.0 | 98.3 | 99.3 | 99.3 | 99.3 | 99.7 |
| GE 50 | 47.3 | 75.5 | 79.9 | 85.9 | 91.6 | 93.3 | 94.3 | 95.0 | 96.0 | 97.3 | 98.0 | 98.3 | 99.3 | 99.3 | 99.7 | 100.0 |
| GE 0 | 47.3 | 75.5 | 79.9 | 85.9 | 91.6 | 93.3 | 94.3 | 95.0 | 96.0 | 97.3 | 98.0 | 98.3 | 99.3 | 99.3 | 99.7 | 100.0 |

TOTAL NUMBER OF OBSERVATIONS: 298

GLOBAL CLIMATOLOGY BRANCH
USAFETAC
AIR WEATHER SERVICE/MAC

PERCENTAGE FREQUENCY OF OCCURRENCE OF CEILING VERSUS VISIBILITY
FROM HOURLY OBSERVATIONS

STATION NUMBER: 225500 STATION NAME: ARKHANGELSK USSR

PERIOD OF RECORD: 77-86
MONTH: OCT HOURS(LST): 1800-2000

| CEILING IN FEET | VISIBILITY IN STATUTE MILES | | | | | | | | | | | | | | | |
|---|---|---|---|---|---|---|---|---|---|---|---|---|---|---|---|---|
| | GE 10 | GE 6 | GE 5 | GE 4 | GE 3 | GE 2 1/2 | GE 2 | GE 1 1/2 | GE 1 1/4 | GE 1 | GE 3/4 | GE 5/8 | GE 1/2 | GE 5/16 | GE 1/4 | GE 0 |
| NO CEIL | 11.3 | 15.1 | 15.1 | 15.5 | 15.5 | 15.8 | 15.8 | 15.8 | 15.8 | 16.2 | 16.2 | 16.2 | 16.2 | 16.2 | 16.2 | 16.2 |
| GE 20000 | 12.4 | 16.5 | 16.5 | 16.8 | 16.8 | 17.2 | 17.2 | 17.2 | 17.2 | 17.5 | 17.5 | 17.5 | 17.5 | 17.5 | 17.5 | 17.5 |
| GE 18000 | 12.4 | 16.5 | 16.5 | 16.8 | 16.8 | 17.2 | 17.2 | 17.2 | 17.2 | 17.5 | 17.5 | 17.5 | 17.5 | 17.5 | 17.5 | 17.5 |
| GE 16000 | 12.4 | 16.5 | 16.5 | 16.8 | 16.8 | 17.2 | 17.2 | 17.2 | 17.2 | 17.5 | 17.5 | 17.5 | 17.5 | 17.5 | 17.5 | 17.5 |
| GE 14000 | 12.4 | 16.5 | 16.5 | 16.8 | 16.8 | 17.2 | 17.2 | 17.2 | 17.2 | 17.5 | 17.5 | 17.5 | 17.5 | 17.5 | 17.5 | 17.5 |
| GE 12000 | 12.4 | 16.5 | 16.5 | 16.8 | 16.8 | 17.2 | 17.2 | 17.2 | 17.2 | 17.5 | 17.5 | 17.5 | 17.5 | 17.5 | 17.5 | 17.5 |
| GE 10000 | 15.2 | 27.1 | 28.2 | 28.9 | 28.9 | 29.6 | 29.6 | 29.6 | 29.6 | 29.9 | 29.9 | 29.9 | 29.9 | 29.9 | 29.9 | 29.9 |
| GE 9000 | 18.2 | 27.1 | 28.2 | 28.9 | 28.9 | 29.6 | 29.6 | 29.6 | 29.6 | 29.9 | 29.9 | 29.9 | 29.9 | 29.9 | 29.9 | 29.9 |
| GE 8000 | 18.2 | 27.1 | 28.2 | 28.9 | 28.9 | 29.6 | 29.6 | 29.6 | 29.6 | 29.9 | 29.9 | 29.9 | 29.9 | 29.9 | 29.9 | 29.9 |
| GE 7000 | 18.2 | 27.1 | 28.2 | 28.9 | 28.9 | 29.6 | 29.6 | 29.6 | 29.6 | 29.9 | 29.9 | 29.9 | 29.9 | 29.9 | 29.9 | 29.9 |
| GE 6000 | 18.2 | 27.1 | 28.2 | 28.9 | 28.9 | 29.6 | 29.6 | 29.6 | 29.6 | 29.9 | 29.9 | 29.9 | 29.9 | 29.9 | 29.9 | 29.9 |
| GE 5000 | 18.9 | 28.2 | 29.2 | 29.9 | 29.9 | 30.6 | 30.6 | 30.6 | 30.6 | 30.9 | 30.9 | 30.9 | 30.9 | 30.9 | 30.9 | 30.9 |
| GE 4500 | 19.6 | 28.9 | 29.9 | 30.6 | 30.6 | 31.3 | 31.3 | 31.3 | 31.3 | 31.6 | 31.6 | 31.6 | 31.6 | 31.6 | 31.6 | 31.6 |
| GE 4000 | 21.3 | 30.9 | 32.0 | 32.6 | 32.6 | 33.3 | 33.3 | 33.3 | 33.3 | 33.7 | 33.7 | 33.7 | 33.7 | 33.7 | 33.7 | 33.7 |
| GE 3500 | 22.3 | 32.0 | 33.0 | 33.7 | 33.7 | 34.4 | 34.4 | 34.4 | 34.4 | 34.7 | 34.7 | 34.7 | 34.7 | 34.7 | 34.7 | 34.7 |
| GE 3000 | 23.7 | 34.4 | 35.4 | 36.1 | 36.1 | 36.8 | 36.8 | 36.8 | 36.8 | 37.1 | 37.1 | 37.1 | 37.1 | 37.1 | 37.1 | 37.1 |
| GE 2500 | 26.5 | 40.5 | 41.6 | 42.6 | 42.6 | 43.3 | 43.3 | 43.3 | 43.3 | 43.6 | 43.6 | 43.6 | 43.6 | 43.6 | 43.6 | 43.6 |
| GE 2000 | 31.6 | 51.2 | 52.9 | 54.0 | 54.0 | 55.0 | 55.0 | 55.0 | 55.0 | 55.3 | 55.3 | 55.3 | 55.3 | 55.3 | 55.3 | 55.3 |
| GE 1800 | 33.0 | 54.0 | 56.0 | 57.0 | 57.0 | 58.1 | 58.1 | 58.1 | 58.1 | 58.4 | 58.4 | 58.4 | 58.4 | 58.4 | 58.4 | 58.4 |
| GE 1500 | 37.1 | 63.6 | 67.0 | 69.1 | 69.1 | 70.1 | 70.4 | 70.4 | 70.4 | 70.8 | 70.8 | 70.8 | 70.8 | 70.8 | 70.8 | 70.8 |
| GE 1200 | 38.8 | 68.0 | 72.5 | 77.3 | 77.3 | 79.0 | 79.4 | 79.7 | 79.7 | 80.1 | 80.1 | 80.1 | 80.4 | 80.4 | 80.4 | 80.4 |
| GE 1000 | 39.9 | 71.5 | 76.6 | 82.1 | 82.8 | 85.9 | 86.9 | 87.3 | 87.3 | 88.7 | 89.0 | 89.0 | 89.3 | 89.3 | 89.3 | 89.3 |
| GE 900 | 40.2 | 72.2 | 77.3 | 82.8 | 83.5 | 87.3 | 88.7 | 89.0 | 89.0 | 90.4 | 91.1 | 91.1 | 91.4 | 91.4 | 91.4 | 91.4 |
| GE 800 | 40.2 | 72.5 | 78.4 | 83.8 | 84.5 | 88.3 | 89.7 | 90.0 | 90.4 | 91.8 | 92.4 | 92.4 | 92.8 | 92.8 | 92.8 | 92.8 |
| GE 700 | 40.2 | 74.2 | 80.1 | 86.6 | 87.6 | 91.6 | 93.1 | 93.5 | 93.8 | 95.2 | 95.9 | 96.2 | 96.9 | 96.9 | 96.9 | 96.9 |
| GE 600 | 40.5 | 74.9 | 80.8 | 87.3 | 88.3 | 92.8 | 94.2 | 94.8 | 95.2 | 96.6 | 97.6 | 97.9 | 98.6 | 98.6 | 98.6 | 98.6 |
| GE 500 | 40.5 | 74.9 | 80.8 | 87.3 | 88.3 | 92.8 | 94.2 | 94.8 | 95.2 | 96.6 | 97.6 | 97.9 | 98.6 | 99.0 | 99.0 | 99.0 |
| GE 400 | 40.5 | 74.9 | 80.8 | 87.3 | 88.3 | 92.8 | 94.2 | 94.8 | 95.2 | 96.6 | 97.6 | 97.9 | 98.6 | 99.0 | 99.0 | 99.0 |
| GE 300 | 40.5 | 74.9 | 80.8 | 87.3 | 88.3 | 92.8 | 94.2 | 94.8 | 95.2 | 96.6 | 97.6 | 97.9 | 98.6 | 99.3 | 99.3 | 99.3 |
| GE 200 | 40.5 | 74.9 | 80.8 | 87.3 | 88.3 | 92.8 | 94.2 | 94.8 | 95.2 | 96.6 | 97.6 | 97.9 | 98.6 | 99.7 | 99.7 | 99.7 |
| GE 100 | 40.5 | 74.9 | 80.8 | 87.3 | 88.3 | 92.8 | 94.2 | 94.8 | 95.2 | 96.6 | 97.6 | 97.9 | 98.6 | 100.0 | 100.0 | 100.0 |
| GE 0 | 40.5 | 74.9 | 80.8 | 87.3 | 88.3 | 92.8 | 94.2 | 94.8 | 95.2 | 96.6 | 97.6 | 97.9 | 98.6 | 100.0 | 100.0 | 100.0 |

TOTAL NUMBER OF OBSERVATIONS: 291

GLOBAL CLIMATOLOGY BRANCH
USAFETAC
AIR WEATHER SERVICE/MAC

PERCENTAGE FREQUENCY OF OCCURRENCE OF CEILING VERSUS VISIBILITY
FROM HOURLY OBSERVATIONS

STATION NUMBER: 225500 STATION NAME: ARKHANGELSK USSR

PERIOD OF RECORD: 77-86
MONTH: OCT HOURS(LST): 2100-2300

| CEILING IN FEET | VISIBILITY IN STATUTE MILES: GE 10 | GE 6 | GE 5 | GE 4 | GE 3 | GE 2 1/2 | GE 2 | GE 1 1/2 | GE 1 1/4 | GE 1 | GE 3/4 | GE 5/8 | GE 1/2 | GE 5/16 | GE 1/4 | GE 0 |
|---|---|---|---|---|---|---|---|---|---|---|---|---|---|---|---|---|
| NO CEIL | 13.5 | 18.2 | 18.2 | 18.5 | 18.5 | 18.5 | 18.5 | 18.5 | 18.5 | 18.5 | 18.5 | 18.5 | 18.5 | 18.5 | 18.5 | 18.5 |
| GE 20000 | 13.9 | 18.5 | 18.8 | 19.1 | 19.1 | 19.1 | 19.1 | 19.1 | 19.1 | 19.1 | 19.1 | 19.1 | 19.1 | 19.1 | 19.1 | 19.1 |
| GE 18000 | 13.9 | 18.5 | 18.8 | 19.1 | 19.1 | 19.1 | 19.1 | 19.1 | 19.1 | 19.1 | 19.1 | 19.1 | 19.1 | 19.1 | 19.1 | 19.1 |
| GE 16000 | 13.9 | 18.5 | 18.8 | 19.1 | 19.1 | 19.1 | 19.1 | 19.1 | 19.1 | 19.1 | 19.1 | 19.1 | 19.1 | 19.1 | 19.1 | 19.1 |
| GE 14000 | 13.9 | 18.5 | 18.8 | 19.1 | 19.1 | 19.1 | 19.1 | 19.1 | 19.1 | 19.1 | 19.1 | 19.1 | 19.1 | 19.1 | 19.1 | 19.1 |
| GE 12000 | 13.9 | 18.5 | 18.8 | 19.1 | 19.1 | 19.1 | 19.1 | 19.1 | 19.1 | 19.1 | 19.1 | 19.1 | 19.1 | 19.1 | 19.1 | 19.1 |
| GE 10000 | 23.1 | 31.7 | 32.3 | 33.3 | 33.3 | 33.3 | 33.3 | 33.3 | 33.3 | 33.3 | 33.3 | 33.3 | 33.3 | 33.3 | 33.3 | 33.3 |
| GE 9000 | 23.1 | 31.7 | 32.3 | 33.3 | 33.3 | 33.3 | 33.3 | 33.3 | 33.3 | 33.3 | 33.3 | 33.3 | 33.3 | 33.3 | 33.3 | 33.3 |
| GE 8000 | 23.1 | 31.7 | 32.3 | 33.3 | 33.3 | 33.3 | 33.3 | 33.3 | 33.3 | 33.3 | 33.3 | 33.3 | 33.3 | 33.3 | 33.3 | 33.3 |
| GE 7000 | 23.4 | 32.0 | 32.7 | 33.7 | 33.7 | 33.7 | 33.7 | 33.7 | 33.7 | 33.7 | 33.7 | 33.7 | 33.7 | 33.7 | 33.7 | 33.7 |
| GE 6000 | 23.4 | 32.0 | 32.7 | 33.7 | 33.7 | 33.7 | 33.7 | 33.7 | 33.7 | 33.7 | 33.7 | 33.7 | 33.7 | 33.7 | 33.7 | 33.7 |
| GE 5000 | 23.8 | 32.3 | 33.0 | 34.0 | 34.0 | 34.0 | 34.0 | 34.0 | 34.0 | 34.0 | 34.0 | 34.0 | 34.0 | 34.0 | 34.0 | 34.0 |
| GE 4500 | 24.1 | 33.0 | 33.7 | 35.0 | 35.0 | 35.0 | 35.0 | 35.0 | 35.0 | 35.0 | 35.0 | 35.0 | 35.0 | 35.0 | 35.0 | 35.0 |
| GE 4000 | 24.8 | 34.3 | 35.0 | 36.6 | 36.6 | 36.6 | 36.6 | 36.6 | 36.6 | 36.6 | 36.6 | 37.0 | 37.0 | 37.0 | 37.0 | 37.0 |
| GE 3500 | 25.7 | 35.6 | 36.3 | 38.0 | 38.0 | 38.0 | 38.0 | 38.0 | 38.0 | 38.0 | 38.0 | 38.3 | 38.3 | 38.3 | 38.3 | 38.3 |
| GE 3000 | 27.7 | 38.9 | 39.6 | 41.3 | 41.3 | 41.3 | 41.3 | 41.3 | 41.3 | 41.3 | 41.3 | 41.6 | 41.6 | 41.6 | 41.6 | 41.6 |
| GE 2500 | 30.7 | 44.6 | 45.2 | 47.2 | 47.2 | 47.2 | 47.2 | 47.2 | 47.2 | 47.2 | 47.2 | 47.5 | 47.5 | 47.5 | 47.5 | 47.5 |
| GE 2000 | 34.3 | 50.8 | 52.5 | 54.8 | 55.1 | 55.4 | 55.4 | 55.4 | 55.4 | 55.4 | 55.4 | 55.8 | 55.8 | 55.8 | 55.8 | 55.8 |
| GE 1800 | 35.0 | 54.8 | 56.4 | 59.4 | 59.7 | 60.1 | 60.1 | 60.1 | 60.1 | 60.1 | 60.1 | 60.4 | 60.4 | 60.4 | 60.4 | 60.4 |
| GE 1500 | 36.6 | 62.7 | 64.4 | 68.3 | 68.6 | 69.3 | 69.3 | 69.3 | 69.3 | 69.3 | 69.3 | 69.6 | 69.6 | 69.6 | 69.6 | 69.6 |
| GE 1200 | 38.9 | 71.9 | 74.9 | 80.2 | 81.2 | 81.6 | 82.5 | 82.8 | 82.8 | 82.8 | 82.8 | 83.2 | 83.2 | 83.2 | 83.2 | 83.2 |
| GE 1000 | 40.3 | 75.2 | 78.9 | 85.5 | 87.1 | 88.8 | 89.8 | 90.4 | 90.4 | 90.4 | 90.4 | 90.8 | 90.8 | 90.8 | 90.8 | 90.8 |
| GE 900 | 40.6 | 75.9 | 79.9 | 86.6 | 88.8 | 90.4 | 91.4 | 92.7 | 93.4 | 93.4 | 93.4 | 93.7 | 93.7 | 93.7 | 93.7 | 93.7 |
| GE 800 | 40.9 | 76.2 | 80.2 | 87.1 | 89.1 | 90.8 | 91.7 | 93.4 | 94.1 | 94.1 | 94.1 | 94.4 | 94.4 | 94.4 | 94.4 | 94.4 |
| GE 700 | 40.9 | 77.2 | 81.2 | 88.1 | 90.1 | 91.7 | 92.7 | 94.4 | 95.4 | 95.4 | 95.4 | 95.7 | 95.7 | 95.7 | 95.7 | 95.7 |
| GE 600 | 40.9 | 77.2 | 81.5 | 88.4 | 90.4 | 92.1 | 93.1 | 94.7 | 95.7 | 95.7 | 96.4 | 96.7 | 96.7 | 96.7 | 96.7 | 96.7 |
| GE 500 | 40.9 | 77.2 | 81.5 | 89.1 | 91.1 | 92.7 | 93.7 | 95.4 | 96.4 | 96.4 | 97.0 | 97.4 | 97.4 | 97.4 | 97.4 | 97.4 |
| GE 400 | 40.9 | 77.6 | 81.8 | 89.4 | 91.4 | 93.1 | 94.1 | 95.7 | 96.7 | 96.7 | 97.4 | 97.7 | 97.7 | 97.7 | 97.7 | 97.7 |
| GE 300 | 40.9 | 77.6 | 81.8 | 89.8 | 92.1 | 93.7 | 94.7 | 96.4 | 97.4 | 97.4 | 98.0 | 98.3 | 98.3 | 98.3 | 98.3 | 98.3 |
| GE 200 | 40.9 | 77.6 | 81.8 | 89.8 | 92.1 | 93.7 | 94.7 | 96.4 | 97.4 | 97.4 | 98.0 | 98.3 | 99.0 | 99.0 | 99.0 | 99.0 |
| GE 100 | 40.9 | 77.6 | 81.8 | 89.8 | 92.1 | 93.7 | 94.7 | 96.4 | 97.4 | 97.4 | 98.0 | 98.3 | 99.0 | 99.0 | 100.0 | 100.0 |
| GE 0 | 40.9 | 77.6 | 81.8 | 89.8 | 92.1 | 93.7 | 94.7 | 96.4 | 97.4 | 97.4 | 98.0 | 98.3 | 99.0 | 99.0 | 100.0 | 100.0 |

TOTAL NUMBER OF OBSERVATIONS: 303

GLOBAL CLIMATOLOGY BRANCH
USAFETAC
AIR WEATHER SERVICE/MAC

PERCENTAGE FREQUENCY OF OCCURRENCE OF CEILING VERSUS VISIBILITY
FROM HOURLY OBSERVATIONS

STATION NUMBER: 22550C STATION NAME: ARKHANGELSK USSR PERIOD OF RECORD: 77-86
MONTH: OCT HOURS(LST): ALL

| CEILING IN FEET | VISIBILITY IN STATUTE MILES | | | | | | | | | | | | | | | |
|---|---|---|---|---|---|---|---|---|---|---|---|---|---|---|---|---|
| | GE 10 | GE 6 | GE 5 | GE 4 | GE 3 | GE 2 1/2 | GE 2 | GE 1 1/2 | GE 1 1/4 | GE 1 | GE 3/4 | GE 5/8 | GE 1/2 | GE 5/16 | GE 1/4 | GE 0 |
| NO CEIL | 11.8 | 14.6 | 15.1 | 15.3 | 15.3 | 15.4 | 15.4 | 15.4 | 15.4 | 15.5 | 15.5 | 15.5 | 15.5 | 15.5 | 15.5 | 15.5 |
| GE 20000 | 13.8 | 17.4 | 18.0 | 18.4 | 18.6 | 18.6 | 18.7 | 18.8 | 18.8 | 18.8 | 18.8 | 18.8 | 18.9 | 18.9 | 18.9 | 18.9 |
| GE 18000 | 13.8 | 17.4 | 18.0 | 18.4 | 18.6 | 18.6 | 18.7 | 18.8 | 18.8 | 18.8 | 18.8 | 18.8 | 18.9 | 18.9 | 18.9 | 18.9 |
| GE 16000 | 13.8 | 17.4 | 18.0 | 18.4 | 18.6 | 18.6 | 18.7 | 18.8 | 18.8 | 18.8 | 18.8 | 18.8 | 18.9 | 18.9 | 18.9 | 18.9 |
| GE 14000 | 13.8 | 17.4 | 18.0 | 18.4 | 18.6 | 18.6 | 18.7 | 18.8 | 18.8 | 18.8 | 18.8 | 18.8 | 18.9 | 18.9 | 18.9 | 18.9 |
| GE 12000 | 13.8 | 17.4 | 18.0 | 18.4 | 18.6 | 18.6 | 18.7 | 18.8 | 18.8 | 18.8 | 18.8 | 18.8 | 18.9 | 18.9 | 18.9 | 18.9 |
| GE 10000 | 21.5 | 30.0 | 31.2 | 32.3 | 32.6 | 33.0 | 33.1 | 33.1 | 33.1 | 33.2 | 33.2 | 33.2 | 33.3 | 33.3 | 33.3 | 33.3 |
| GE 9000 | 21.5 | 30.0 | 31.2 | 32.3 | 32.6 | 33.0 | 33.1 | 33.1 | 33.1 | 33.2 | 33.2 | 33.2 | 33.3 | 33.3 | 33.3 | 33.3 |
| GE 8000 | 21.5 | 30.0 | 31.2 | 32.3 | 32.6 | 33.0 | 33.1 | 33.1 | 33.1 | 33.2 | 33.2 | 33.2 | 33.3 | 33.3 | 33.3 | 33.3 |
| GE 7000 | 21.7 | 30.1 | 31.3 | 32.4 | 32.8 | 33.1 | 33.2 | 33.3 | 33.3 | 33.3 | 33.3 | 33.3 | 33.4 | 33.4 | 33.4 | 33.4 |
| GE 6000 | 21.7 | 30.1 | 31.4 | 32.5 | 32.9 | 33.2 | 33.3 | 33.4 | 33.4 | 33.4 | 33.4 | 33.4 | 33.5 | 33.5 | 33.5 | 33.5 |
| GE 5000 | 22.0 | 30.6 | 31.8 | 32.9 | 33.3 | 33.7 | 33.7 | 33.8 | 33.8 | 33.9 | 33.9 | 33.9 | 34.0 | 34.0 | 34.0 | 34.0 |
| GE 4500 | 22.1 | 30.9 | 32.2 | 33.4 | 33.7 | 34.1 | 34.2 | 34.3 | 34.3 | 34.3 | 34.3 | 34.3 | 34.4 | 34.4 | 34.4 | 34.5 |
| GE 4000 | 23.2 | 32.3 | 33.6 | 34.9 | 35.3 | 35.7 | 35.7 | 35.8 | 35.8 | 35.9 | 35.9 | 35.9 | 36.0 | 36.0 | 36.0 | 36.0 |
| GE 3500 | 24.1 | 33.6 | 34.9 | 36.2 | 36.6 | 37.0 | 37.0 | 37.1 | 37.1 | 37.2 | 37.2 | 37.3 | 37.4 | 37.4 | 37.4 | 37.4 |
| GE 3000 | 25.9 | 36.3 | 37.8 | 39.1 | 39.5 | 39.9 | 39.9 | 40.0 | 40.1 | 40.1 | 40.2 | 40.2 | 40.3 | 40.3 | 40.3 | 40.3 |
| GE 2500 | 29.3 | 41.6 | 43.4 | 44.9 | 45.3 | 45.7 | 45.8 | 45.9 | 46.0 | 46.0 | 46.0 | 46.1 | 46.2 | 46.2 | 46.2 | 46.2 |
| GE 2000 | 32.7 | 46.0 | 50.0 | 51.6 | 52.3 | 52.8 | 52.9 | 53.0 | 53.1 | 53.1 | 53.2 | 53.2 | 53.3 | 53.3 | 53.3 | 53.4 |
| GE 1800 | 34.1 | 50.8 | 52.9 | 55.0 | 55.5 | 56.1 | 56.3 | 56.4 | 56.6 | 56.6 | 56.6 | 56.7 | 56.8 | 56.8 | 56.8 | 56.8 |
| GE 1600 | 37.0 | 57.9 | 60.5 | 63.7 | 64.4 | 65.2 | 65.5 | 65.7 | 65.8 | 65.9 | 65.9 | 66.0 | 66.0 | 66.0 | 66.0 | 66.1 |
| GE 1200 | 39.7 | 66.0 | 69.7 | 75.0 | 76.7 | 78.0 | 78.6 | 78.9 | 79.1 | 79.2 | 79.2 | 79.3 | 79.5 | 79.5 | 79.6 | 79.6 |
| GE 1000 | 40.8 | 69.6 | 73.9 | 80.4 | 82.8 | 84.7 | 85.7 | 86.1 | 86.3 | 86.7 | 86.9 | 86.9 | 87.2 | 87.2 | 87.3 | 87.3 |
| GE 900 | 41.0 | 70.3 | 74.8 | 81.6 | 84.1 | 86.3 | 87.4 | 88.1 | 88.5 | 89.0 | 89.2 | 89.3 | 89.6 | 89.6 | 89.7 | 89.7 |
| GE 800 | 41.3 | 71.1 | 75.6 | 83.1 | 85.8 | 88.1 | 89.3 | 90.3 | 90.8 | 91.3 | 91.6 | 91.6 | 92.0 | 92.0 | 92.0 | 92.1 |
| GE 700 | 41.6 | 72.0 | 76.9 | 84.5 | 87.4 | 89.9 | 91.1 | 92.3 | 92.9 | 93.5 | 94.0 | 94.0 | 94.5 | 94.6 | 94.6 | 94.6 |
| GE 600 | 41.7 | 72.6 | 77.7 | 85.4 | 88.6 | 91.3 | 92.5 | 93.8 | 94.5 | 95.2 | 95.7 | 95.8 | 96.4 | 96.4 | 96.5 | 96.5 |
| GE 500 | 41.7 | 72.8 | 77.9 | 85.7 | 88.9 | 91.7 | 93.0 | 94.3 | 95.0 | 95.8 | 96.4 | 96.5 | 97.0 | 97.1 | 97.1 | 97.2 |
| GE 400 | 41.7 | 72.9 | 78.0 | 86.0 | 89.1 | 92.0 | 93.2 | 94.6 | 95.2 | 96.0 | 96.7 | 96.9 | 97.4 | 97.5 | 97.6 | 97.6 |
| GE 300 | 41.8 | 73.0 | 78.2 | 86.2 | 89.4 | 92.3 | 93.5 | 94.9 | 95.6 | 96.4 | 97.0 | 97.2 | 97.8 | 97.9 | 98.0 | 98.0 |
| GE 200 | 41.8 | 73.0 | 78.2 | 86.2 | 89.4 | 92.3 | 93.5 | 94.9 | 95.6 | 96.4 | 97.0 | 97.2 | 98.0 | 98.8 | 98.8 | 98.9 |
| GE 100 | 41.8 | 73.0 | 78.2 | 86.2 | 89.4 | 92.3 | 93.5 | 94.9 | 95.6 | 96.4 | 97.1 | 97.2 | 98.1 | 99.0 | 99.4 | 99.7 |
| GE 0 | 41.8 | 73.0 | 78.2 | 86.2 | 89.4 | 92.3 | 93.5 | 94.9 | 95.6 | 96.4 | 97.1 | 97.3 | 98.1 | 99.1 | 99.4 | 100.0 |

TOTAL NUMBER OF OBSERVATIONS: 2350

GLOBAL CLIMATOLOGY BRANCH
USAFETAC
AIR WEATHER SERVICE/MAC

PERCENTAGE FREQUENCY OF OCCURRENCE OF CEILING VERSUS VISIBILITY
FROM HOURLY OBSERVATIONS

STATION NUMBER: 225CC STATION NAME: ARKHANGELSK USSR PERIOD OF RECORD: 77-86
MONTH: NOV HOURS(LST): 0000-0200

| CEILING IN FEET | VISIBILITY IN STATUTE MILES | | | | | | | | | | | | | | | |
|---|---|---|---|---|---|---|---|---|---|---|---|---|---|---|---|---|
| | GE 10 | GE 6 | GE 5 | GE 4 | GE 3 | GE 2 1/2 | GE 2 | GE 1 1/2 | GE 1 1/4 | GE 1 | GE 3/4 | GE 5/8 | GE 1/2 | GE 5/16 | GE 1/4 | GE 0 |
| NO CEIL | 7.6 | 11.1 | 11.8 | 12.5 | 12.5 | 12.5 | 12.5 | 12.5 | 12.5 | 12.5 | 12.5 | 12.5 | 12.5 | 12.5 | 12.5 | 12.5 |
| GE 20000 | 8.3 | 12.1 | 12.8 | 13.5 | 13.5 | 13.5 | 13.5 | 13.5 | 13.5 | 13.5 | 13.5 | 13.5 | 13.5 | 13.5 | 13.5 | 13.5 |
| GE 18000 | 8.3 | 12.1 | 12.8 | 13.5 | 13.5 | 13.5 | 13.5 | 13.5 | 13.5 | 13.5 | 13.5 | 13.5 | 13.5 | 13.5 | 13.5 | 13.5 |
| GE 16000 | 8.3 | 12.1 | 12.8 | 13.5 | 13.5 | 13.5 | 13.5 | 13.5 | 13.5 | 13.5 | 13.5 | 13.5 | 13.5 | 13.5 | 13.5 | 13.5 |
| GE 14000 | 8.3 | 12.1 | 12.8 | 13.5 | 13.5 | 13.5 | 13.5 | 13.5 | 13.5 | 13.5 | 13.5 | 13.5 | 13.5 | 13.5 | 13.5 | 13.5 |
| GE 12000 | 8.3 | 12.1 | 12.8 | 13.5 | 13.5 | 13.5 | 13.5 | 13.5 | 13.5 | 13.5 | 13.5 | 13.5 | 13.5 | 13.5 | 13.5 | 13.5 |
| GE 10000 | 11.1 | 17.3 | 18.0 | 19.7 | 19.7 | 20.4 | 20.4 | 20.4 | 20.4 | 20.4 | 20.4 | 20.4 | 20.4 | 20.4 | 20.4 | 20.4 |
| GE 9000 | 11.1 | 17.3 | 18.0 | 19.7 | 19.7 | 20.4 | 20.4 | 20.4 | 20.4 | 20.4 | 20.4 | 20.4 | 20.4 | 20.4 | 20.4 | 20.4 |
| GE 8000 | 11.1 | 17.3 | 18.0 | 19.7 | 19.7 | 20.4 | 20.4 | 20.4 | 20.4 | 20.4 | 20.4 | 20.4 | 20.4 | 20.4 | 20.4 | 20.4 |
| GE 7000 | 11.1 | 17.3 | 18.0 | 19.7 | 19.7 | 20.4 | 20.4 | 20.4 | 20.4 | 20.4 | 20.4 | 20.4 | 20.4 | 20.4 | 20.4 | 20.4 |
| GE 6000 | 11.1 | 17.3 | 18.0 | 19.7 | 19.7 | 20.4 | 20.4 | 20.4 | 20.4 | 20.4 | 20.4 | 20.4 | 20.4 | 20.4 | 20.4 | 20.4 |
| GE 5000 | 11.1 | 17.3 | 18.0 | 19.7 | 19.7 | 20.4 | 20.4 | 20.4 | 20.4 | 20.4 | 20.4 | 20.4 | 20.4 | 20.4 | 20.4 | 20.4 |
| GE 4500 | 11.4 | 17.6 | 18.3 | 20.1 | 20.1 | 20.8 | 20.8 | 20.8 | 20.8 | 20.8 | 20.8 | 20.8 | 20.8 | 20.8 | 20.8 | 20.8 |
| GE 4000 | 12.5 | 18.7 | 19.4 | 21.1 | 21.1 | 21.8 | 21.8 | 21.8 | 21.8 | 21.8 | 21.8 | 21.8 | 21.8 | 21.8 | 21.8 | 21.8 |
| GE 3500 | 13.1 | 19.4 | 20.1 | 21.8 | 21.8 | 22.5 | 22.5 | 22.5 | 22.5 | 22.5 | 22.5 | 22.5 | 22.5 | 22.5 | 22.5 | 22.5 |
| GE 3000 | 14.5 | 20.8 | 21.5 | 23.2 | 23.2 | 23.9 | 23.9 | 23.9 | 23.9 | 23.9 | 23.9 | 23.9 | 23.9 | 23.9 | 23.9 | 23.9 |
| GE 2500 | 18.9 | 24.9 | 26.6 | 27.7 | 27.7 | 28.4 | 28.4 | 28.4 | 28.4 | 28.4 | 28.4 | 28.4 | 28.4 | 28.4 | 28.4 | 28.4 |
| GE 2000 | 22.8 | 32.5 | 34.9 | 36.7 | 36.7 | 37.4 | 37.4 | 37.4 | 37.4 | 37.4 | 37.4 | 37.4 | 37.4 | 37.4 | 37.4 | 37.4 |
| GE 1800 | 24.6 | 36.3 | 39.1 | 41.5 | 41.5 | 42.2 | 42.2 | 42.2 | 42.2 | 42.2 | 42.2 | 42.2 | 42.2 | 42.2 | 42.2 | 42.2 |
| GE 1600 | 28.0 | 41.3 | 46.4 | 49.1 | 50.2 | 50.9 | 50.9 | 51.2 | 51.6 | 51.6 | 51.6 | 51.6 | 51.6 | 51.6 | 51.6 | 51.6 |
| GE 1200 | 30.1 | 55.7 | 60.2 | 65.4 | 68.5 | 70.2 | 70.6 | 71.3 | 71.6 | 71.6 | 71.6 | 71.6 | 71.6 | 71.6 | 71.6 | 71.6 |
| GE 1000 | 31.1 | 63.0 | 68.2 | 74.7 | 78.5 | 80.6 | 81.0 | 82.4 | 82.7 | 82.7 | 82.7 | 82.7 | 82.7 | 82.7 | 82.7 | 82.7 |
| GE 900 | 31.1 | 65.1 | 70.2 | 77.2 | 81.7 | 83.7 | 84.4 | 85.8 | 86.2 | 86.2 | 86.2 | 86.2 | 86.5 | 86.5 | 86.5 | 86.5 |
| GE 800 | 31.5 | 65.7 | 71.6 | 79.6 | 84.4 | 86.5 | 87.5 | 88.9 | 89.3 | 89.3 | 89.3 | 89.3 | 89.6 | 89.6 | 89.6 | 89.6 |
| GE 700 | 31.5 | 67.1 | 73.4 | 82.7 | 87.9 | 90.3 | 91.3 | 92.7 | 93.1 | 93.4 | 93.4 | 93.4 | 93.8 | 94.1 | 94.1 | 94.1 |
| GE 600 | 31.5 | 67.5 | 74.0 | 84.1 | 89.6 | 92.4 | 93.4 | 94.8 | 95.2 | 95.5 | 95.8 | 95.8 | 96.2 | 96.5 | 96.5 | 96.5 |
| GE 500 | 31.8 | 67.8 | 74.4 | 84.4 | 90.0 | 92.7 | 93.8 | 95.2 | 95.8 | 96.2 | 96.5 | 96.5 | 96.9 | 97.2 | 97.2 | 97.2 |
| GE 400 | 31.8 | 67.8 | 74.4 | 84.6 | 90.3 | 93.4 | 94.5 | 95.8 | 96.5 | 96.9 | 97.2 | 97.6 | 97.9 | 98.3 | 98.3 | 98.3 |
| GE 300 | 31.8 | 68.2 | 75.1 | 85.5 | 91.0 | 94.1 | 95.2 | 96.5 | 97.2 | 97.6 | 97.9 | 98.3 | 98.6 | 99.0 | 99.0 | 99.0 |
| GE 200 | 31.8 | 68.2 | 75.1 | 85.5 | 91.0 | 94.1 | 95.2 | 96.5 | 97.2 | 97.6 | 97.9 | 98.3 | 99.0 | 99.7 | 99.7 | 99.7 |
| GE 100 | 31.8 | 68.2 | 75.1 | 85.5 | 91.0 | 94.1 | 95.2 | 96.5 | 97.2 | 97.6 | 97.9 | 98.3 | 99.0 | 100.0 | 100.0 | 100.0 |
| GE 0 | 31.8 | 68.2 | 75.1 | 85.5 | 91.0 | 94.1 | 95.2 | 96.5 | 97.2 | 97.6 | 97.9 | 98.3 | 99.0 | 100.0 | 100.0 | 100.0 |

TOTAL NUMBER OF OBSERVATIONS: 289

GLOBAL CLIMATOLOGY BRANCH
USAFETAC
AIR WEATHER SERVICE/MAC

PERCENTAGE FREQUENCY OF OCCURRENCE OF CEILING VERSUS VISIBILITY
FROM HOURLY OBSERVATIONS

STATION NUMBER: 22550C STATION NAME: ARKHANGELSK USSR

PERIOD OF RECORD: 77-86
MONTH: NOV HOURS(LST): 0300-0500

| CEILING IN FEET | VISIBILITY IN STATUTE MILES | | | | | | | | | | | | | | | |
|---|---|---|---|---|---|---|---|---|---|---|---|---|---|---|---|---|
| | GE 10 | GE 6 | GE 5 | GE 4 | GE 3 | GE 2 1/2 | GE 2 | GE 1 1/2 | GE 1 1/4 | GE 1 | GE 3/4 | GE 5/8 | GE 1/2 | GE 5/16 | GE 1/4 | GE 0 |
| NO CEIL | 6.3 | 12.6 | 13.2 | 13.2 | 13.2 | 13.2 | 13.2 | 13.2 | 13.2 | 13.2 | 13.2 | 13.2 | 13.2 | 13.2 | 13.2 | 13.2 |
| GE 20000 | 8.7 | 13.9 | 14.2 | 14.2 | 14.2 | 14.2 | 14.2 | 14.2 | 14.2 | 14.2 | 14.2 | 14.2 | 14.2 | 14.2 | 14.2 | 14.2 |
| GE 18000 | 8.7 | 13.9 | 14.2 | 14.2 | 14.2 | 14.2 | 14.2 | 14.2 | 14.2 | 14.2 | 14.2 | 14.2 | 14.2 | 14.2 | 14.2 | 14.2 |
| GE 16000 | 8.7 | 13.9 | 14.2 | 14.2 | 14.2 | 14.2 | 14.2 | 14.2 | 14.2 | 14.2 | 14.2 | 14.2 | 14.2 | 14.2 | 14.2 | 14.2 |
| GE 14000 | 8.7 | 13.9 | 14.2 | 14.2 | 14.2 | 14.2 | 14.2 | 14.2 | 14.2 | 14.2 | 14.2 | 14.2 | 14.2 | 14.2 | 14.2 | 14.2 |
| GE 12000 | 8.7 | 13.9 | 14.2 | 14.2 | 14.2 | 14.2 | 14.2 | 14.2 | 14.2 | 14.2 | 14.2 | 14.2 | 14.2 | 14.2 | 14.2 | 14.2 |
| GE 10000 | 12.2 | 20.1 | 20.8 | 20.8 | 20.8 | 21.5 | 21.5 | 21.5 | 21.5 | 21.5 | 21.5 | 21.5 | 21.5 | 21.5 | 21.5 | 21.5 |
| GE 9000 | 12.2 | 20.1 | 20.8 | 20.8 | 20.8 | 21.5 | 21.5 | 21.5 | 21.5 | 21.5 | 21.5 | 21.5 | 21.5 | 21.5 | 21.5 | 21.5 |
| GE 8000 | 12.2 | 20.1 | 20.8 | 20.8 | 20.8 | 21.5 | 21.5 | 21.5 | 21.5 | 21.5 | 21.5 | 21.5 | 21.5 | 21.5 | 21.5 | 21.5 |
| GE 7000 | 12.2 | 20.1 | 20.8 | 20.8 | 20.8 | 21.5 | 21.5 | 21.5 | 21.5 | 21.5 | 21.5 | 21.5 | 21.5 | 21.5 | 21.5 | 21.5 |
| GE 6000 | 12.2 | 20.1 | 20.8 | 20.8 | 20.8 | 21.5 | 21.5 | 21.5 | 21.5 | 21.5 | 21.5 | 21.5 | 21.5 | 21.5 | 21.5 | 21.5 |
| GE 5000 | 12.2 | 20.1 | 20.8 | 20.8 | 20.8 | 21.5 | 21.5 | 21.5 | 21.5 | 21.5 | 21.5 | 21.5 | 21.5 | 21.5 | 21.5 | 21.5 |
| GE 4500 | 12.2 | 20.1 | 20.8 | 20.8 | 20.8 | 21.5 | 21.5 | 21.5 | 21.5 | 21.5 | 21.5 | 21.5 | 21.5 | 21.5 | 21.5 | 21.5 |
| GE 4000 | 12.2 | 20.1 | 20.8 | 20.8 | 20.8 | 21.5 | 21.5 | 21.5 | 21.5 | 21.5 | 21.5 | 21.5 | 21.5 | 21.5 | 21.5 | 21.5 |
| GE 3500 | 17.9 | 22.2 | 22.9 | 22.9 | 22.9 | 23.6 | 23.6 | 23.6 | 23.6 | 23.6 | 23.6 | 23.6 | 23.6 | 23.6 | 23.6 | 23.6 |
| GE 3000 | 24.6 | 24.0 | 24.7 | 25.0 | 25.0 | 25.7 | 25.7 | 25.7 | 25.7 | 25.7 | 25.7 | 25.7 | 25.7 | 25.7 | 25.7 | 25.7 |
| GE 2500 | 16.7 | 26.7 | 27.4 | 27.8 | 27.8 | 28.5 | 28.5 | 28.5 | 28.5 | 28.5 | 28.5 | 28.5 | 28.5 | 28.5 | 28.5 | 28.5 |
| GE 2000 | 21.9 | 35.4 | 36.1 | 37.5 | 37.5 | 38.2 | 38.2 | 38.2 | 38.2 | 38.2 | 38.2 | 38.2 | 38.2 | 38.2 | 38.2 | 38.2 |
| GE 1800 | 22.9 | 37.5 | 38.5 | 40.3 | 40.3 | 41.3 | 41.3 | 41.3 | 41.3 | 41.3 | 41.3 | 41.3 | 41.3 | 41.3 | 41.3 | 41.3 |
| GE 1500 | 27.8 | 46.5 | 48.3 | 51.4 | 52.1 | 53.1 | 53.1 | 53.1 | 53.1 | 53.5 | 53.5 | 53.5 | 53.5 | 53.5 | 53.5 | 53.5 |
| GE 1200 | 30.9 | 56.3 | 61.5 | 68.1 | 69.8 | 71.5 | 71.5 | 71.9 | 71.9 | 72.6 | 72.6 | 72.6 | 72.6 | 72.6 | 72.6 | 72.9 |
| GE 1000 | 32.3 | 63.2 | 69.4 | 75.0 | 77.1 | 78.8 | 79.2 | 80.2 | 80.6 | 81.3 | 81.3 | 81.3 | 81.6 | 81.6 | 81.6 | 81.9 |
| GE 900 | 33.0 | 66.7 | 71.9 | 79.5 | 81.6 | 84.0 | 85.1 | 87.5 | 87.8 | 88.9 | 88.9 | 88.9 | 89.2 | 89.2 | 89.2 | 89.6 |
| GE 800 | 33.0 | 67.4 | 72.9 | 80.6 | 83.0 | 85.4 | 86.5 | 88.9 | 89.6 | 90.6 | 90.6 | 90.6 | 91.0 | 91.0 | 91.0 | 91.3 |
| GE 700 | 33.0 | 68.1 | 74.0 | 83.0 | 85.8 | 88.2 | 89.2 | 91.7 | 92.4 | 93.4 | 93.8 | 94.1 | 94.4 | 94.4 | 94.4 | 94.8 |
| GE 600 | 33.0 | 68.8 | 74.7 | 84.0 | 86.8 | 89.2 | 90.3 | 92.7 | 93.4 | 95.1 | 95.5 | 95.8 | 96.2 | 96.2 | 96.2 | 96.5 |
| GE 500 | 33.0 | 68.8 | 74.7 | 84.4 | 87.8 | 90.3 | 91.3 | 94.1 | 95.1 | 96.9 | 97.6 | 97.9 | 98.3 | 98.3 | 98.3 | 98.6 |
| GE 400 | 33.0 | 68.8 | 74.7 | 84.4 | 88.2 | 90.6 | 91.7 | 94.4 | 95.5 | 97.2 | 97.9 | 98.3 | 98.6 | 98.6 | 98.6 | 99.0 |
| GE 300 | 33.0 | 68.8 | 74.7 | 84.4 | 88.2 | 90.6 | 91.7 | 94.4 | 95.5 | 97.6 | 98.3 | 98.6 | 99.0 | 99.0 | 99.0 | 99.3 |
| GE 200 | 33.0 | 68.8 | 74.7 | 84.4 | 88.2 | 90.6 | 91.7 | 94.4 | 95.5 | 97.6 | 98.3 | 98.6 | 99.3 | 99.7 | 99.7 | 100.0 |
| GE 100 | 33.0 | 68.8 | 74.7 | 84.4 | 88.2 | 90.6 | 91.7 | 94.4 | 95.5 | 97.6 | 98.3 | 98.6 | 99.3 | 99.7 | 99.7 | 100.0 |
| GE 0 | 33.0 | 68.8 | 74.7 | 84.4 | 88.2 | 90.6 | 91.7 | 94.4 | 95.5 | 97.6 | 98.3 | 98.6 | 99.3 | 99.7 | 99.7 | 100.0 |

TOTAL NUMBER OF OBSERVATIONS: 288

GLOBAL CLIMATOLOGY BRANCH
USAFETAC
AIR WEATHER SERVICE/MAC

PERCENTAGE FREQUENCY OF OCCURRENCE OF CEILING VERSUS VISIBILITY
FROM HOURLY OBSERVATIONS

STATION NUMBER: 225500 STATION NAME: ARKHANGELSK USSR

PERIOD OF RECORD: 77-86
MONTH: NOV HOURS(LST): 0600-0830

| CEILING IN FEET | VISIBILITY IN STATUTE MILES: GE 10 | GE 6 | GE 5 | GE 4 | GE 3 | GE 2 1/2 | GE 2 | GE 1 1/2 | GE 1 1/4 | GE 1 | GE 3/4 | GE 5/8 | GE 1/2 | GE 5/16 | GE 1/4 | GE 0 |
|---|---|---|---|---|---|---|---|---|---|---|---|---|---|---|---|---|
| NO CEIL | 6.6 | 10.0 | 10.3 | 10.3 | 10.4 | 10.4 | 10.4 | 10.4 | 10.4 | 10.4 | 10.4 | 10.4 | 10.4 | 10.4 | 10.4 | 10.4 |
| GE 20000 | 8.7 | 12.5 | 12.5 | 12.8 | 13.1 | 13.1 | 13.1 | 13.1 | 13.1 | 13.1 | 13.1 | 13.1 | 13.1 | 13.1 | 13.1 | 13.1 |
| GE 18000 | 8.7 | 12.5 | 12.5 | 12.8 | 13.1 | 13.1 | 13.1 | 13.1 | 13.1 | 13.1 | 13.1 | 13.1 | 13.1 | 13.1 | 13.1 | 13.1 |
| GE 16000 | 8.7 | 12.5 | 12.5 | 12.8 | 13.1 | 13.1 | 13.1 | 13.1 | 13.1 | 13.1 | 13.1 | 13.1 | 13.1 | 13.1 | 13.1 | 13.1 |
| GE 14000 | 8.7 | 12.5 | 12.5 | 12.8 | 13.1 | 13.1 | 13.1 | 13.1 | 13.1 | 13.1 | 13.1 | 13.1 | 13.1 | 13.1 | 13.1 | 13.1 |
| GE 12000 | 8.7 | 12.5 | 12.5 | 12.8 | 13.1 | 13.1 | 13.1 | 13.1 | 13.1 | 13.1 | 13.1 | 13.1 | 13.1 | 13.1 | 13.1 | 13.1 |
| GE 10000 | 10.4 | 17.0 | 17.6 | 18.7 | 19.0 | 19.0 | 19.0 | 19.0 | 19.0 | 19.4 | 19.4 | 19.4 | 19.4 | 19.4 | 19.4 | 19.4 |
| GE 9000 | 10.4 | 17.0 | 17.6 | 18.7 | 19.0 | 19.0 | 19.0 | 19.0 | 19.0 | 19.4 | 19.4 | 19.4 | 19.4 | 19.4 | 19.4 | 19.4 |
| GE 8000 | 10.4 | 17.0 | 17.6 | 18.7 | 19.0 | 19.0 | 19.0 | 19.0 | 19.0 | 19.4 | 19.4 | 19.4 | 19.4 | 19.4 | 19.4 | 19.4 |
| GE 7000 | 10.4 | 17.0 | 17.6 | 18.7 | 19.0 | 19.0 | 19.0 | 19.0 | 19.0 | 19.4 | 19.4 | 19.4 | 19.4 | 19.4 | 19.4 | 19.4 |
| GE 6000 | 10.4 | 17.0 | 17.6 | 18.7 | 19.0 | 19.0 | 19.0 | 19.0 | 19.0 | 19.4 | 19.4 | 19.4 | 19.4 | 19.4 | 19.4 | 19.4 |
| GE 5000 | 10.4 | 17.3 | 18.0 | 19.0 | 19.4 | 19.4 | 19.4 | 19.4 | 19.4 | 19.7 | 19.7 | 19.7 | 19.7 | 19.7 | 19.7 | 19.7 |
| GE 4500 | 10.7 | 18.0 | 18.7 | 19.7 | 20.1 | 20.1 | 20.1 | 20.1 | 20.1 | 20.4 | 20.4 | 20.4 | 20.4 | 20.4 | 20.4 | 20.4 |
| GE 4000 | 10.7 | 18.3 | 19.0 | 20.1 | 20.4 | 20.8 | 20.8 | 20.8 | 20.8 | 21.1 | 21.1 | 21.1 | 21.1 | 21.1 | 21.1 | 21.1 |
| GE 3500 | 11.4 | 19.4 | 20.1 | 21.1 | 21.5 | 21.8 | 21.8 | 21.8 | 21.8 | 22.1 | 22.1 | 22.1 | 22.1 | 22.1 | 22.1 | 22.1 |
| GE 3000 | 12.1 | 20.8 | 21.5 | 22.5 | 22.8 | 23.2 | 23.2 | 23.2 | 23.2 | 23.5 | 23.5 | 23.5 | 23.5 | 23.5 | 23.5 | 23.5 |
| GE 2500 | 14.5 | 25.3 | 26.0 | 27.3 | 27.7 | 28.0 | 28.0 | 28.0 | 28.0 | 28.4 | 28.4 | 28.4 | 28.4 | 28.4 | 28.4 | 28.4 |
| GE 2000 | 17.6 | 33.2 | 34.3 | 36.0 | 36.3 | 36.7 | 36.7 | 36.7 | 36.7 | 37.0 | 37.0 | 37.0 | 37.0 | 37.0 | 37.0 | 37.0 |
| GE 1800 | 19.7 | 37.4 | 38.4 | 40.8 | 41.2 | 41.9 | 41.9 | 41.9 | 41.9 | 42.2 | 42.2 | 42.2 | 42.2 | 42.2 | 42.2 | 42.2 |
| GE 1600 | 23.5 | 45.7 | 47.8 | 51.2 | 52.2 | 52.9 | 52.9 | 52.9 | 52.9 | 53.3 | 53.3 | 53.3 | 53.3 | 53.3 | 53.3 | 53.3 |
| GE 1400 | 25.3 | 57.8 | 61.6 | 66.4 | 68.2 | 70.2 | 70.9 | 70.9 | 70.9 | 71.6 | 71.6 | 71.6 | 72.0 | 72.0 | 72.0 | 72.0 |
| GE 1200 | 27.3 | 64.0 | 68.9 | 75.8 | 77.9 | 80.6 | 82.0 | 82.7 | 83.0 | 83.7 | 83.7 | 83.7 | 84.4 | 84.4 | 84.4 | 84.4 |
| GE 1100 | 27.3 | 66.1 | 71.3 | 78.2 | 80.3 | 83.4 | 85.1 | 86.5 | 87.5 | 88.6 | 89.6 | 88.6 | 89.3 | 89.3 | 89.3 | 89.3 |
| GE 1000 | 27.3 | 66.1 | 71.6 | 78.9 | 81.0 | 84.1 | 85.8 | 87.2 | 88.2 | 90.0 | 90.0 | 90.0 | 90.7 | 90.7 | 90.7 | 91.0 |
| GE 900 | 27.3 | 67.5 | 74.4 | 83.0 | 85.1 | 86.2 | 90.0 | 91.3 | 92.4 | 94.1 | 94.1 | 94.1 | 94.8 | 94.8 | 94.8 | 95.2 |
| GE 800 | 27.3 | 68.5 | 75.4 | 84.4 | 86.9 | 90.7 | 92.4 | 93.8 | 94.8 | 96.5 | 96.5 | 96.5 | 97.2 | 97.2 | 97.2 | 97.6 |
| GE 700 | 27.3 | 68.5 | 75.4 | 84.8 | 87.5 | 91.3 | 93.1 | 94.5 | 95.5 | 97.2 | 97.2 | 97.2 | 97.9 | 97.9 | 97.9 | 98.3 |
| GE 600 | 27.3 | 68.5 | 75.4 | 84.8 | 87.5 | 91.7 | 93.4 | 94.8 | 95.8 | 97.6 | 97.6 | 97.6 | 98.3 | 98.3 | 98.3 | 98.6 |
| GE 500 | 27.3 | 68.5 | 75.4 | 84.8 | 87.5 | 91.7 | 93.4 | 94.8 | 95.8 | 97.6 | 97.6 | 97.6 | 98.3 | 98.3 | 98.3 | 98.6 |
| GE 200 | 27.3 | 68.5 | 75.4 | 84.8 | 87.5 | 91.7 | 93.4 | 94.8 | 95.8 | 97.6 | 97.6 | 97.6 | 99.3 | 99.7 | 99.7 | 100.0 |
| GE 100 | 27.3 | 68.5 | 75.4 | 84.8 | 87.5 | 91.7 | 93.4 | 94.8 | 95.8 | 97.6 | 97.6 | 97.6 | 99.3 | 99.7 | 99.7 | 100.0 |
| GE 0 | 27.3 | 68.5 | 75.4 | 84.8 | 87.5 | 91.7 | 93.4 | 94.8 | 95.8 | 97.6 | 97.6 | 97.6 | 99.3 | 99.7 | 99.7 | 100.0 |

TOTAL NUMBER OF OBSERVATIONS: 289

GLOBAL CLIMATOLOGY BRANCH
USAFETAC
AIR WEATHER SERVICE/MAC

PERCENTAGE FREQUENCY OF OCCURRENCE OF CEILING VERSUS VISIBILITY
FROM HOURLY OBSERVATIONS

STATION NUMBER: 22550C STATION NAME: ARKHANGELSK USSR PERIOD OF RECORD: 77-84
MONTH: NOV HOURS(LST): 0900-1100

| CEILING IN FEET | VISIBILITY IN STATUTE MILES | | | | | | | | | | | | | | |
|---|---|---|---|---|---|---|---|---|---|---|---|---|---|---|---|
| | GE 10 | GE 6 | GE 5 | GE 4 | GE 3 | GE 2 1/2 | GE 2 | GE 1 1/2 | GE 1 1/4 | GE 1 | GE 7/8 | GE 5/8 | GE 1/2 | GE 5/16 | GE 1/4 | GE 0 |
| NO CEIL | 5.2 | 8.2 | 8.6 | 8.6 | 8.6 | 8.6 | 9.0 | 9.0 | 9.0 | 9.0 | 9.0 | 9.0 | 9.0 | 9.0 | 9.0 | 9.0 |
| GE 20000 | 7.9 | 12.0 | 12.4 | 12.7 | 12.7 | 12.7 | 13.1 | 13.1 | 13.1 | 13.1 | 13.1 | 13.1 | 13.1 | 13.1 | 13.1 | 13.1 |
| GE 18000 | 7.9 | 12.0 | 12.4 | 12.7 | 12.7 | 12.7 | 13.1 | 13.1 | 13.1 | 13.1 | 13.1 | 13.1 | 13.1 | 13.1 | 13.1 | 13.1 |
| GE 16000 | 7.9 | 12.0 | 12.4 | 12.7 | 12.7 | 12.7 | 13.1 | 13.1 | 13.1 | 13.1 | 13.1 | 13.1 | 13.1 | 13.1 | 13.1 | 13.1 |
| GE 14000 | 7.9 | 12.0 | 12.4 | 12.7 | 12.7 | 12.7 | 13.1 | 13.1 | 13.1 | 13.1 | 13.1 | 13.1 | 13.1 | 13.1 | 13.1 | 13.1 |
| GE 12000 | 7.9 | 12.0 | 12.4 | 12.7 | 12.7 | 12.7 | 13.1 | 13.1 | 13.1 | 13.1 | 13.1 | 13.1 | 13.1 | 13.1 | 13.1 | 13.1 |
| GE 10000 | 12.0 | 19.9 | 20.2 | 21.3 | 21.7 | 21.7 | 22.1 | 22.1 | 22.1 | 22.1 | 22.1 | 22.1 | 22.1 | 22.1 | 22.1 | 22.1 |
| GE 9000 | 12.0 | 19.9 | 20.2 | 21.3 | 21.7 | 21.7 | 22.1 | 22.1 | 22.1 | 22.1 | 22.1 | 22.1 | 22.1 | 22.1 | 22.1 | 22.1 |
| GE 8000 | 12.0 | 19.9 | 20.2 | 21.3 | 21.7 | 21.7 | 22.1 | 22.1 | 22.1 | 22.1 | 22.1 | 22.1 | 22.1 | 22.1 | 22.1 | 22.1 |
| GE 7000 | 12.0 | 19.9 | 20.2 | 21.3 | 21.7 | 21.7 | 22.1 | 22.1 | 22.1 | 22.1 | 22.1 | 22.1 | 22.1 | 22.1 | 22.1 | 22.1 |
| GE 6000 | 12.0 | 19.9 | 20.2 | 21.3 | 21.7 | 21.7 | 22.1 | 22.1 | 22.1 | 22.1 | 22.1 | 22.1 | 22.1 | 22.1 | 22.1 | 22.1 |
| GE 5000 | 12.0 | 20.2 | 20.6 | 22.1 | 22.5 | 22.5 | 22.8 | 22.8 | 22.8 | 22.8 | 22.8 | 22.8 | 22.8 | 22.8 | 22.8 | 22.8 |
| GE 4500 | 12.0 | 20.2 | 20.6 | 22.1 | 22.5 | 22.5 | 22.8 | 22.8 | 22.8 | 22.8 | 22.8 | 22.8 | 22.8 | 22.8 | 22.8 | 22.8 |
| GE 4000 | 13.1 | 21.3 | 21.7 | 23.2 | 23.6 | 23.6 | 24.0 | 24.0 | 24.0 | 24.0 | 24.0 | 24.0 | 24.0 | 24.0 | 24.0 | 24.0 |
| GE 3500 | 14.2 | 23.6 | 24.0 | 25.5 | 25.8 | 25.8 | 26.2 | 26.2 | 26.2 | 26.2 | 26.2 | 26.2 | 26.2 | 26.2 | 26.2 | 26.2 |
| GE 3000 | 14.6 | 25.5 | 25.8 | 27.3 | 27.7 | 27.7 | 28.1 | 28.1 | 28.1 | 28.1 | 28.1 | 28.1 | 28.1 | 28.1 | 28.1 | 28.1 |
| GE 2500 | 15.4 | 28.1 | 28.5 | 30.0 | 30.3 | 30.7 | 31.1 | 31.1 | 31.1 | 31.1 | 31.1 | 31.1 | 31.1 | 31.1 | 31.1 | 31.1 |
| GE 2000 | 17.6 | 34.1 | 35.2 | 37.1 | 37.5 | 37.8 | 38.2 | 38.2 | 38.2 | 38.2 | 38.2 | 38.2 | 38.2 | 38.2 | 38.2 | 38.2 |
| GE 1800 | 18.7 | 38.2 | 39.3 | 41.6 | 41.9 | 42.3 | 42.7 | 42.7 | 42.7 | 42.7 | 42.7 | 42.7 | 42.7 | 42.7 | 42.7 | 42.7 |
| GE 1500 | 20.6 | 46.8 | 48.7 | 52.1 | 52.4 | 53.2 | 53.6 | 53.6 | 53.9 | 53.9 | 53.9 | 53.9 | 53.9 | 53.9 | 53.9 | 53.9 |
| GE 1200 | 24.3 | 59.6 | 62.2 | 67.4 | 68.9 | 70.0 | 71.2 | 72.3 | 73.0 | 73.4 | 73.8 | 74.2 | 74.2 | 74.2 | 74.2 | 74.2 |
| GE 1000 | 25.8 | 64.4 | 67.8 | 74.2 | 77.2 | 78.7 | 80.1 | 82.4 | 83.9 | 84.3 | 84.6 | 85.0 | 86.1 | 86.1 | 86.1 | 86.1 |
| GE 900 | 26.2 | 65.2 | 69.3 | 76.0 | 79.4 | 80.9 | 82.8 | 85.0 | 86.5 | 86.9 | 87.3 | 87.6 | 88.8 | 88.8 | 88.8 | 88.8 |
| GE 800 | 27.0 | 66.3 | 71.2 | 78.7 | 82.0 | 83.5 | 85.8 | 88.0 | 89.5 | 89.9 | 90.3 | 90.6 | 91.8 | 91.8 | 91.8 | 91.8 |
| GE 700 | 27.0 | 66.3 | 71.9 | 80.5 | 84.3 | 86.1 | 88.4 | 91.0 | 92.5 | 93.3 | 93.6 | 94.0 | 95.5 | 95.5 | 95.5 | 95.5 |
| GE 600 | 27.3 | 66.7 | 72.7 | 81.3 | 85.0 | 86.9 | 89.1 | 91.8 | 93.3 | 94.0 | 94.4 | 95.1 | 96.6 | 96.6 | 96.6 | 96.6 |
| GE 500 | 27.7 | 67.4 | 73.4 | 82.0 | 85.8 | 88.4 | 90.6 | 93.3 | 94.8 | 95.5 | 95.9 | 96.6 | 98.1 | 98.1 | 98.1 | 98.1 |
| GE 400 | 27.7 | 67.4 | 73.4 | 82.4 | 86.1 | 88.8 | 91.0 | 93.6 | 95.5 | 96.3 | 97.0 | 97.8 | 99.3 | 99.6 | 99.6 | 99.6 |
| GE 300 | 27.7 | 67.4 | 73.4 | 82.4 | 86.1 | 88.8 | 91.0 | 93.6 | 95.5 | 96.3 | 97.0 | 97.8 | 99.3 | 99.6 | 99.6 | 99.6 |
| GE 200 | 27.7 | 67.4 | 73.4 | 82.4 | 86.1 | 88.8 | 91.0 | 93.6 | 95.5 | 96.3 | 97.4 | 98.1 | 99.6 | 100.0 | 100.0 | 100.0 |
| GE 100 | 27.7 | 67.4 | 73.4 | 82.4 | 86.1 | 88.8 | 91.0 | 93.6 | 95.5 | 96.3 | 97.4 | 98.1 | 99.6 | 100.0 | 100.0 | 100.0 |
| GE 0 | 27.7 | 67.4 | 73.4 | 82.4 | 86.1 | 88.8 | 91.0 | 93.6 | 95.5 | 96.3 | 97.4 | 98.1 | 99.6 | 100.0 | 100.0 | 100.0 |

TOTAL NUMBER OF OBSERVATIONS: 267

GLOBAL CLIMATOLOGY BRANCH
USAFETAC
AIR WEATHER SERVICE/MAC

PERCENTAGE FREQUENCY OF OCCURRENCE OF CEILING VERSUS VISIBILITY
FROM HOURLY OBSERVATIONS

STATION NUMBER: 22550C STATION NAME: ARKHANGELSK US R

PERIOD OF RECORD: 77-86
MONTH: NOV HOURS(LST): 1200-1400

| CEILING IN FEET | VISIBILITY IN STATUTE MILES | | | | | | | | | | | | | | | |
|---|---|---|---|---|---|---|---|---|---|---|---|---|---|---|---|---|
| | GE 10 | GE 6 | GE 5 | GE 4 | GE 3 | GE 2 1/2 | GE 2 | GE 1 1/2 | GE 1 1/4 | GE 1 | GE 3/4 | GE 5/8 | GE 1/2 | GE 5/16 | GE 1/4 | GE 0 |
| NO CEIL | 4.2 | 7.3 | 7.7 | 8.0 | 8.0 | 8.0 | 8.0 | 8.4 | 8.4 | 8.4 | 8.4 | 8.4 | 8.4 | 8.4 | 8.4 | 8.4 |
| GE 20000 | 7.7 | 12.2 | 12.6 | 13.3 | 13.3 | 13.3 | 13.3 | 13.6 | 13.6 | 13.6 | 13.6 | 13.6 | 13.6 | 13.6 | 13.6 | 13.6 |
| GE 18000 | 7.7 | 12.2 | 12.6 | 13.3 | 13.3 | 13.3 | 13.3 | 13.6 | 13.6 | 13.6 | 13.6 | 13.6 | 13.6 | 13.6 | 13.6 | 13.6 |
| GE 16000 | 7.7 | 12.2 | 12.6 | 13.3 | 13.3 | 13.3 | 13.3 | 13.6 | 13.6 | 13.6 | 13.6 | 13.6 | 13.6 | 13.6 | 13.6 | 13.6 |
| GE 14000 | 7.7 | 12.2 | 12.6 | 13.3 | 13.6 | 13.6 | 13.6 | 14.0 | 14.0 | 14.0 | 14.0 | 14.0 | 14.0 | 14.0 | 14.0 | 14.0 |
| GE 12000 | 7.7 | 12.2 | 12.6 | 13.3 | 13.6 | 13.6 | 13.6 | 14.0 | 14.0 | 14.0 | 14.0 | 14.0 | 14.0 | 14.0 | 14.0 | 14.0 |
| GE 10000 | 13.6 | 22.4 | 24.5 | 28.0 | 29.4 | 29.4 | 30.1 | 30.8 | 30.8 | 30.8 | 30.8 | 30.8 | 30.8 | 30.8 | 30.8 | 30.8 |
| GE 9000 | 13.6 | 22.4 | 24.5 | 28.3 | 29.7 | 29.7 | 30.4 | 31.1 | 31.1 | 31.1 | 31.1 | 31.1 | 31.1 | 31.1 | 31.1 | 31.1 |
| GE 8000 | 13.6 | 22.4 | 24.5 | 28.3 | 29.7 | 29.7 | 30.4 | 31.1 | 31.1 | 31.1 | 31.1 | 31.1 | 31.1 | 31.1 | 31.1 | 31.1 |
| GE 7000 | 13.6 | 22.4 | 24.5 | 28.3 | 29.7 | 29.7 | 30.4 | 31.1 | 31.1 | 31.1 | 31.1 | 31.1 | 31.1 | 31.1 | 31.1 | 31.1 |
| GE 6000 | 13.6 | 22.4 | 24.5 | 28.3 | 29.7 | 29.7 | 30.4 | 31.1 | 31.1 | 31.1 | 31.1 | 31.1 | 31.1 | 31.1 | 31.1 | 31.1 |
| GE 5000 | 13.6 | 22.4 | 24.5 | 28.3 | 29.7 | 29.7 | 30.4 | 31.1 | 31.1 | 31.1 | 31.1 | 31.1 | 31.1 | 31.1 | 31.1 | 31.1 |
| GE 4500 | 13.6 | 22.7 | 24.8 | 28.7 | 30.1 | 30.1 | 30.8 | 31.5 | 31.5 | 31.5 | 31.5 | 31.5 | 31.5 | 31.5 | 31.5 | 31.5 |
| GE 4000 | 13.6 | 22.7 | 24.8 | 28.7 | 30.1 | 30.1 | 30.8 | 31.5 | 31.5 | 31.5 | 31.5 | 31.5 | 31.5 | 31.5 | 31.5 | 31.5 |
| GE 3500 | 14.0 | 23.1 | 25.2 | 29.0 | 30.4 | 30.4 | 31.1 | 31.8 | 31.8 | 31.8 | 31.8 | 31.8 | 31.8 | 31.8 | 31.8 | 31.8 |
| GE 3000 | 14.7 | 25.5 | 28.0 | 31.8 | 33.2 | 33.2 | 33.9 | 34.6 | 34.6 | 34.6 | 34.6 | 34.6 | 34.6 | 34.6 | 34.6 | 34.6 |
| GE 2500 | 17.1 | 30.1 | 33.2 | 37.8 | 39.2 | 39.2 | 39.9 | 40.6 | 40.6 | 40.6 | 40.6 | 40.6 | 40.6 | 40.6 | 40.6 | 40.6 |
| GE 2000 | 18.9 | 36.4 | 39.5 | 44.8 | 46.2 | 46.2 | 47.2 | 47.9 | 47.9 | 47.9 | 47.9 | 47.9 | 47.9 | 47.9 | 47.9 | 47.9 |
| GE 1800 | 19.6 | 40.2 | 43.4 | 49.0 | 50.3 | 50.3 | 51.7 | 52.4 | 52.4 | 52.4 | 52.4 | 52.4 | 52.4 | 52.4 | 52.4 | 52.4 |
| GE 1500 | 22.4 | 49.7 | 53.5 | 60.5 | 62.9 | 63.6 | 65.0 | 66.1 | 66.1 | 66.1 | 66.1 | 66.1 | 66.1 | 66.1 | 66.1 | 66.1 |
| GE 1200 | 25.5 | 58.0 | 62.6 | 71.7 | 76.9 | 78.0 | 79.7 | 81.1 | 81.5 | 81.5 | 81.8 | 81.8 | 81.8 | 81.8 | 81.8 | 81.8 |
| GE 1000 | 26.2 | 61.9 | 66.6 | 77.3 | 83.9 | 85.0 | 87.4 | 89.2 | 89.5 | 89.5 | 89.9 | 89.9 | 90.2 | 90.2 | 90.2 | 90.2 |
| GE 900 | 26.2 | 63.3 | 68.2 | 79.0 | 85.7 | 87.4 | 89.9 | 91.6 | 92.0 | 92.0 | 92.3 | 92.3 | 92.7 | 92.7 | 92.7 | 92.7 |
| GE 800 | 26.6 | 63.6 | 68.5 | 79.7 | 86.4 | 88.5 | 91.6 | 93.4 | 93.7 | 93.7 | 94.1 | 94.1 | 94.4 | 94.8 | 94.8 | 94.8 |
| GE 700 | 26.9 | 64.3 | 69.2 | 80.4 | 87.1 | 89.2 | 92.7 | 94.4 | 95.1 | 95.1 | 95.5 | 95.5 | 95.8 | 96.2 | 96.2 | 96.2 |
| GE 600 | 26.9 | 65.0 | 69.9 | 81.1 | 88.1 | 90.6 | 94.1 | 95.8 | 96.9 | 96.9 | 97.6 | 97.6 | 97.9 | 98.3 | 98.3 | 98.3 |
| GE 500 | 26.9 | 65.0 | 69.9 | 81.1 | 89.1 | 90.6 | 94.1 | 96.2 | 97.6 | 97.6 | 98.3 | 98.3 | 98.6 | 99.0 | 99.0 | 99.0 |
| GE 400 | 26.9 | 65.0 | 69.9 | 81.1 | 88.5 | 91.3 | 94.8 | 96.9 | 98.3 | 98.3 | 99.0 | 99.0 | 99.3 | 99.7 | 99.7 | 99.7 |
| GE 300 | 26.9 | 65.0 | 69.9 | 81.5 | 88.8 | 91.6 | 95.1 | 97.2 | 98.6 | 98.6 | 99.3 | 99.3 | 99.7 | 100.0 | 100.0 | 100.0 |
| GE 200 | 26.9 | 65.0 | 69.9 | 81.5 | 88.8 | 91.6 | 95.1 | 97.2 | 98.6 | 98.6 | 99.3 | 99.3 | 99.7 | 100.0 | 100.0 | 100.0 |
| GE 100 | 26.9 | 65.0 | 69.9 | 81.5 | 88.8 | 91.6 | 95.1 | 97.2 | 98.6 | 98.6 | 99.3 | 99.3 | 99.7 | 100.0 | 100.0 | 100.0 |
| GE 0 | 26.9 | 65.0 | 69.9 | 81.5 | 88.8 | 91.6 | 95.1 | 97.2 | 98.6 | 98.6 | 99.3 | 99.3 | 99.7 | 100.0 | 100.0 | 100.0 |

TOTAL NUMBER OF OBSERVATIONS: 266

GLOBAL CLIMATOLOGY BRANCH
USAFETAC
AIR WEATHER SERVICE/MAC

PERCENTAGE FREQUENCY OF OCCURRENCE OF CEILING VERSUS VISIBILITY
FROM HOURLY OBSERVATIONS

STATION NUMBER: 22550C STATION NAME: ARKHANGELSK USSR

PERIOD OF RECORD: 77-86
MONTH: NOV HOURS(LST): 1500-1700

| CEILING IN FEET | VISIBILITY IN STATUTE MILES | | | | | | | | | | | | | | | |
|---|---|---|---|---|---|---|---|---|---|---|---|---|---|---|---|---|
| | GE 10 | GE 6 | GE 5 | GE 4 | GE 3 | GE 2 1/2 | GE 2 | GE 1 1/2 | GE 1 1/4 | GE 1 | GE 3/4 | GE 5/8 | GE 1/2 | GE 5/16 | GE 1/4 | GE 0 |
| NO CEIL | 9.8 | 8.6 | 8.9 | 9.6 | 10.0 | 10.0 | 10.0 | 10.0 | 10.0 | 10.3 | 10.3 | 10.3 | 10.3 | 10.3 | 10.3 | 10.3 |
| GE 20000 | 6.9 | 12.0 | 12.4 | 13.1 | 13.7 | 13.7 | 13.7 | 13.7 | 13.7 | 14.1 | 14.1 | 14.1 | 14.1 | 14.1 | 14.1 | 14.1 |
| GE 18000 | 6.9 | 12.0 | 12.4 | 13.1 | 13.7 | 13.7 | 13.7 | 13.7 | 13.7 | 14.1 | 14.1 | 14.1 | 14.1 | 14.1 | 14.1 | 14.1 |
| GE 16000 | 6.9 | 12.0 | 12.4 | 13.1 | 13.7 | 13.7 | 13.7 | 13.7 | 13.7 | 14.1 | 14.1 | 14.1 | 14.1 | 14.1 | 14.1 | 14.1 |
| GE 14000 | 6.9 | 12.0 | 12.4 | 13.1 | 13.7 | 13.7 | 13.7 | 13.7 | 13.7 | 14.1 | 14.1 | 14.1 | 14.1 | 14.1 | 14.1 | 14.1 |
| GE 12000 | 6.9 | 12.4 | 12.7 | 13.4 | 14.1 | 14.1 | 14.1 | 14.1 | 14.1 | 14.4 | 14.4 | 14.4 | 14.4 | 14.4 | 14.4 | 14.4 |
| GE 10000 | 14.1 | 22.0 | 23.4 | 26.1 | 27.1 | 27.1 | 27.1 | 27.1 | 27.1 | 27.5 | 27.5 | 27.5 | 27.5 | 27.5 | 27.5 | 27.5 |
| GE 9000 | 14.1 | 22.0 | 23.4 | 26.1 | 27.1 | 27.1 | 27.1 | 27.1 | 27.1 | 27.5 | 27.5 | 27.5 | 27.5 | 27.5 | 27.5 | 27.5 |
| GE 8000 | 14.1 | 22.0 | 23.4 | 26.1 | 27.1 | 27.1 | 27.1 | 27.1 | 27.1 | 27.5 | 27.5 | 27.5 | 27.5 | 27.5 | 27.5 | 27.5 |
| GE 7000 | 14.1 | 22.0 | 23.4 | 26.1 | 27.1 | 27.1 | 27.1 | 27.1 | 27.1 | 27.5 | 27.5 | 27.5 | 27.5 | 27.5 | 27.5 | 27.5 |
| GE 6000 | 14.1 | 22.0 | 23.4 | 26.1 | 27.1 | 27.1 | 27.1 | 27.1 | 27.1 | 27.5 | 27.5 | 27.5 | 27.5 | 27.5 | 27.5 | 27.5 |
| GE 5000 | 14.1 | 22.0 | 23.4 | 26.1 | 27.1 | 27.1 | 27.1 | 27.1 | 27.1 | 27.5 | 27.5 | 27.5 | 27.5 | 27.5 | 27.5 | 27.5 |
| GE 4500 | 14.1 | 22.3 | 23.7 | 26.5 | 27.5 | 27.5 | 27.5 | 27.5 | 27.5 | 27.8 | 27.8 | 27.8 | 27.8 | 27.8 | 27.8 | 27.8 |
| GE 4000 | 14.4 | 23.0 | 24.4 | 27.1 | 28.2 | 28.2 | 28.2 | 28.2 | 28.2 | 28.5 | 28.5 | 28.5 | 28.5 | 28.5 | 28.5 | 28.5 |
| GE 3500 | 14.8 | 24.1 | 25.4 | 28.2 | 29.2 | 29.2 | 29.2 | 29.2 | 29.2 | 29.6 | 29.6 | 29.6 | 29.6 | 29.6 | 29.6 | 29.6 |
| GE 3000 | 15.8 | 26.1 | 27.5 | 30.2 | 31.3 | 31.3 | 31.3 | 31.3 | 31.3 | 31.6 | 31.6 | 31.6 | 31.6 | 31.6 | 31.6 | 31.6 |
| GE 2500 | 18.2 | 31.3 | 33.0 | 36.4 | 37.5 | 37.5 | 37.5 | 37.5 | 37.5 | 37.8 | 37.8 | 37.8 | 37.8 | 37.8 | 37.8 | 37.8 |
| GE 2000 | 21.6 | 38.5 | 40.5 | 45.7 | 47.1 | 47.1 | 47.4 | 47.4 | 47.4 | 47.8 | 47.8 | 47.8 | 47.8 | 47.8 | 47.8 | 47.8 |
| GE 1800 | 22.7 | 43.3 | 45.7 | 51.2 | 52.9 | 52.9 | 53.3 | 53.3 | 53.3 | 54.0 | 54.0 | 54.0 | 54.0 | 54.0 | 54.0 | 54.0 |
| GE 1600 | 25.8 | 50.9 | 54.3 | 60.8 | 63.2 | 63.2 | 63.9 | 63.9 | 63.9 | 64.6 | 64.6 | 64.6 | 64.6 | 64.6 | 64.6 | 64.6 |
| GE 1400 | 27.8 | 59.8 | 63.9 | 73.2 | 77.0 | 78.7 | 79.7 | 80.4 | 80.4 | 81.1 | 81.1 | 81.1 | 81.1 | 81.1 | 81.1 | 81.1 |
| GE 1200 | 28.5 | 64.6 | 69.1 | 79.7 | 84.5 | 86.9 | 88.7 | 89.3 | 89.7 | 90.4 | 90.7 | 90.7 | 90.7 | 90.7 | 90.7 | 90.7 |
| GE 1000 | 27.9 | 65.3 | 69.8 | 80.8 | 85.6 | 88.0 | 89.7 | 90.7 | 91.4 | 92.1 | 92.4 | 92.4 | 92.4 | 92.4 | 92.4 | 92.4 |
| GE 900 | 28.9 | 65.6 | 70.1 | 81.8 | 86.9 | 90.6 | 92.1 | 93.5 | 94.2 | 94.8 | 95.2 | 95.2 | 95.2 | 95.2 | 95.2 | 95.2 |
| GE 800 | 28.9 | 66.3 | 70.8 | 82.8 | 88.3 | 92.1 | 94.2 | 95.5 | 96.2 | 96.9 | 97.3 | 97.3 | 97.3 | 97.3 | 97.3 | 97.3 |
| GE 700 | 28.9 | 66.3 | 71.1 | 83.2 | 89.0 | 92.8 | 94.8 | 96.2 | 96.9 | 97.6 | 97.9 | 97.9 | 97.9 | 97.9 | 97.9 | 97.9 |
| GE 600 | 28.9 | 66.3 | 71.1 | 83.2 | 89.0 | 92.8 | 94.8 | 96.6 | 97.3 | 98.3 | 98.6 | 98.6 | 98.6 | 98.6 | 98.6 | 98.6 |
| GE 500 | 28.9 | 66.3 | 71.1 | 83.2 | 89.0 | 93.1 | 95.2 | 97.6 | 98.3 | 99.3 | 99.7 | 99.7 | 99.7 | 99.7 | 99.7 | 99.7 |
| GE 400 | 28.9 | 66.3 | 71.1 | 83.2 | 89.0 | 93.1 | 95.2 | 97.6 | 98.3 | 99.3 | 99.7 | 99.7 | 99.7 | 99.7 | 99.7 | 99.7 |
| GE 300 | 28.9 | 66.3 | 71.1 | 83.2 | 89.0 | 93.1 | 95.2 | 97.6 | 98.3 | 99.3 | 99.7 | 99.7 | 99.7 | 99.7 | 99.7 | 99.7 |
| GE 200 | 28.9 | 66.3 | 71.1 | 83.2 | 89.0 | 93.1 | 95.2 | 97.6 | 98.3 | 99.3 | 99.7 | 99.7 | 99.7 | 100.0 | 100.0 | 100.0 |
| GE 0 | 28.9 | 66.3 | 71.1 | 83.2 | 89.0 | 93.1 | 95.2 | 97.6 | 98.3 | 99.3 | 99.7 | 99.7 | 99.7 | 100.0 | 100.0 | 100.0 |

TOTAL NUMBER OF OBSERVATIONS: 291

GLOBAL CLIMATOLOGY BRANCH
USAFETAC
AIR WEATHER SERVICE/MAC

PERCENTAGE FREQUENCY OF OCCURRENCE OF CEILING VERSUS VISIBILITY
FROM HOURLY OBSERVATIONS

STATION NUMBER: 22550C STATION NAME: ARKHANGELSK USSR

PERIOD OF RECORD: 77-86
MONTH: NOV HOURS(LST): 1800-2000

| CEILING IN FEET | VISIBILITY IN STATUTE MILES | | | | | | | | | | | | | | |
|---|---|---|---|---|---|---|---|---|---|---|---|---|---|---|---|
| | GE 10 | GE 6 | GE 5 | GE 4 | GE 3 | GE 2 1/2 | GE 2 | GE 1 1/2 | GE 1 1/4 | GE 1 | GE 3/4 | GE 5/8 | GE 1/2 | GE 5/16 | GE 1/4 | GE 0 |
| NO CEIL | 6.2 | 8.2 | 9.3 | 10.7 | 10.7 | 10.7 | 10.7 | 10.7 | 10.7 | 10.7 | 10.7 | 10.7 | 10.7 | 10.7 | 10.7 | 10.7 |
| GE 20000 | 8.2 | 10.3 | 11.3 | 12.7 | 12.7 | 12.7 | 12.7 | 12.7 | 12.7 | 12.7 | 12.7 | 12.7 | 12.7 | 12.7 | 12.7 | 12.7 |
| GE 18000 | 8.2 | 10.3 | 11.3 | 12.7 | 12.7 | 12.7 | 12.7 | 12.7 | 12.7 | 12.7 | 12.7 | 12.7 | 12.7 | 12.7 | 12.7 | 12.7 |
| GE 16000 | 8.2 | 10.3 | 11.3 | 12.7 | 12.7 | 12.7 | 12.7 | 12.7 | 12.7 | 12.7 | 12.7 | 12.7 | 12.7 | 12.7 | 12.7 | 12.7 |
| GE 14000 | 8.2 | 10.3 | 11.3 | 12.7 | 12.7 | 12.7 | 12.7 | 12.7 | 12.7 | 12.7 | 12.7 | 12.7 | 12.7 | 12.7 | 12.7 | 12.7 |
| GE 12000 | 8.2 | 10.3 | 11.3 | 12.7 | 12.7 | 12.7 | 12.7 | 12.7 | 12.7 | 12.7 | 12.7 | 12.7 | 12.7 | 12.7 | 12.7 | 12.7 |
| GE 10000 | 11.3 | 15.8 | 18.6 | 19.6 | 19.6 | 19.9 | 19.9 | 20.3 | 20.6 | 20.6 | 20.6 | 20.6 | 20.6 | 20.6 | 20.6 | 20.6 |
| GE 9000 | 11.3 | 15.8 | 18.6 | 19.6 | 19.6 | 19.9 | 19.9 | 20.3 | 20.6 | 20.6 | 20.6 | 20.6 | 20.6 | 20.6 | 20.6 | 20.6 |
| GE 8000 | 11.3 | 15.8 | 18.6 | 19.6 | 19.6 | 19.9 | 19.9 | 20.3 | 20.6 | 20.6 | 20.6 | 20.6 | 20.6 | 20.6 | 20.6 | 20.6 |
| GE 7000 | 11.3 | 15.8 | 18.6 | 19.9 | 19.9 | 20.3 | 20.3 | 20.6 | 21.0 | 21.0 | 21.0 | 21.0 | 21.0 | 21.0 | 21.0 | 21.0 |
| GE 6000 | 11.3 | 15.8 | 18.6 | 19.9 | 19.9 | 20.3 | 20.3 | 20.6 | 21.0 | 21.0 | 21.0 | 21.0 | 21.0 | 21.0 | 21.0 | 21.0 |
| GE 5000 | 11.3 | 15.8 | 18.6 | 19.9 | 19.9 | 20.3 | 20.3 | 20.6 | 21.0 | 21.0 | 21.0 | 21.0 | 21.0 | 21.0 | 21.0 | 21.0 |
| GE 4500 | 11.3 | 15.8 | 18.6 | 19.9 | 19.9 | 20.3 | 20.3 | 20.6 | 21.0 | 21.0 | 21.0 | 21.0 | 21.0 | 21.0 | 21.0 | 21.0 |
| GE 4000 | 12.4 | 17.5 | 20.3 | 21.6 | 21.6 | 22.0 | 22.0 | 22.3 | 22.7 | 22.7 | 22.7 | 22.7 | 22.7 | 22.7 | 22.7 | 22.7 |
| GE 3500 | 12.4 | 18.2 | 21.0 | 22.3 | 22.3 | 22.7 | 22.7 | 23.0 | 23.4 | 23.4 | 23.4 | 23.4 | 23.4 | 23.4 | 23.4 | 23.4 |
| GE 3000 | 14.4 | 21.3 | 24.1 | 25.4 | 25.4 | 25.8 | 25.8 | 26.1 | 26.5 | 26.5 | 26.5 | 26.5 | 26.5 | 26.5 | 26.5 | 26.5 |
| GE 2500 | 16.2 | 26.6 | 30.2 | 31.6 | 31.6 | 32.0 | 32.0 | 32.3 | 32.6 | 32.6 | 32.6 | 32.6 | 32.6 | 32.6 | 32.6 | 32.6 |
| GE 2000 | 21.3 | 35.1 | 39.2 | 40.9 | 40.9 | 41.6 | 41.6 | 41.9 | 42.3 | 42.3 | 42.3 | 42.3 | 42.3 | 42.3 | 42.3 | 42.3 |
| GE 1800 | 23.4 | 38.8 | 43.3 | 45.7 | 45.7 | 46.4 | 46.4 | 46.7 | 47.1 | 47.1 | 47.1 | 47.1 | 47.1 | 47.1 | 47.1 | 47.1 |
| GE 1600 | 27.5 | 47.1 | 52.9 | 57.7 | 57.7 | 58.4 | 58.4 | 59.1 | 59.8 | 59.8 | 59.8 | 59.8 | 59.8 | 59.8 | 59.8 | 59.8 |
| GE 1400 | 31.8 | 60.1 | 66.3 | 74.9 | 77.3 | 78.7 | 79.0 | 80.1 | 80.8 | 80.8 | 80.8 | 81.1 | 81.1 | 81.1 | 81.1 | 81.1 |
| GE 1200 | 32.6 | 63.6 | 70.4 | 81.1 | 84.5 | 86.6 | 87.3 | 88.3 | 89.3 | 89.3 | 89.3 | 89.7 | 89.7 | 89.7 | 89.7 | 89.7 |
| GE 1000 | 32.6 | 64.6 | 71.5 | 82.5 | 86.3 | 88.3 | 89.3 | 90.4 | 91.4 | 91.4 | 91.4 | 91.8 | 91.8 | 91.8 | 91.8 | 91.8 |
| GE 900 | 32.6 | 65.6 | 72.9 | 84.2 | 88.3 | 90.4 | 91.4 | 92.8 | 93.8 | 93.8 | 93.8 | 94.2 | 94.2 | 94.2 | 94.2 | 94.2 |
| GE 800 | 33.0 | 66.0 | 73.5 | 85.2 | 89.7 | 91.8 | 93.1 | 94.8 | 96.2 | 96.2 | 96.2 | 96.6 | 96.6 | 96.6 | 96.6 | 96.6 |
| GE 700 | 33.0 | 66.0 | 73.5 | 85.6 | 90.4 | 92.8 | 94.2 | 95.9 | 97.3 | 97.3 | 97.3 | 97.6 | 97.9 | 97.9 | 97.9 | 97.9 |
| GE 600 | 33.0 | 66.7 | 74.6 | 86.6 | 91.4 | 93.8 | 95.2 | 96.9 | 98.3 | 98.3 | 98.3 | 98.6 | 99.0 | 99.0 | 99.0 | 99.0 |
| GE 500 | 33.0 | 66.7 | 74.6 | 86.6 | 91.4 | 93.8 | 95.2 | 96.9 | 98.3 | 98.3 | 98.3 | 98.6 | 99.0 | 99.0 | 99.0 | 99.0 |
| GE 400 | 33.0 | 67.0 | 74.9 | 86.9 | 91.8 | 94.2 | 95.5 | 97.3 | 98.6 | 98.6 | 98.6 | 99.0 | 99.3 | 99.3 | 99.3 | 99.3 |
| GE 300 | 33.0 | 67.0 | 74.9 | 86.9 | 91.8 | 94.2 | 95.5 | 97.3 | 98.6 | 98.6 | 98.6 | 99.0 | 99.3 | 100.0 | 100.0 | 100.0 |
| GE 200 | 33.0 | 67.0 | 74.9 | 86.9 | 91.8 | 94.2 | 95.5 | 97.3 | 98.6 | 98.6 | 98.6 | 99.0 | 99.3 | 100.0 | 100.0 | 100.0 |
| GE 100 | 33.0 | 67.0 | 74.9 | 86.9 | 91.8 | 94.2 | 95.5 | 97.3 | 98.6 | 98.6 | 98.6 | 99.0 | 99.3 | 100.0 | 100.0 | 100.0 |

TOTAL NUMBER OF OBSERVATIONS: 291

GLOBAL CLIMATOLOGY BRANCH
USAFETAC
AIR WEATHER SERVICE/MAC

PERCENTAGE FREQUENCY OF OCCURRENCE OF CEILING VERSUS VISIBILITY
FROM HOURLY OBSERVATIONS

STATION NUMBER: 22550C STATION NAME: ARKHANGELSK USSR

PERIOD OF RECORD: 77-86
MONTH: NOV HOURS(LST): 2100-2300

| CEILING IN FEET | VISIBILITY IN STATUTE MILES: GE 10 | GE 6 | GE 5 | GE 4 | GE 3 | GE 2 1/2 | GE 2 | GE 1 1/2 | GE 1 1/4 | GE 1 | GE 7/8 | GE 5/8 | GE 1/2 | GE 5/16 | GE 1/4 | GE 0 |
|---|---|---|---|---|---|---|---|---|---|---|---|---|---|---|---|---|
| NO CEIL | 9.7 | 12.8 | 13.1 | 13.5 | 13.5 | 13.5 | 13.5 | 13.5 | 13.5 | 13.5 | 13.8 | 13.8 | 13.8 | 13.8 | 13.8 | 13.8 |
| GE 20000 | 9.7 | 13.5 | 14.2 | 14.5 | 14.5 | 14.5 | 14.5 | 14.5 | 14.5 | 14.5 | 14.9 | 14.9 | 14.9 | 14.9 | 14.9 | 14.9 |
| GE 18000 | 9.7 | 13.5 | 14.2 | 14.5 | 14.5 | 14.5 | 14.5 | 14.5 | 14.5 | 14.5 | 14.9 | 14.9 | 14.9 | 14.9 | 14.9 | 14.9 |
| GE 16000 | 9.7 | 13.5 | 14.2 | 14.5 | 14.5 | 14.5 | 14.5 | 14.5 | 14.5 | 14.5 | 14.9 | 14.9 | 14.9 | 14.9 | 14.9 | 14.9 |
| GE 14000 | 9.7 | 13.5 | 14.2 | 14.5 | 14.5 | 14.5 | 14.5 | 14.5 | 14.5 | 14.5 | 14.9 | 14.9 | 14.9 | 14.9 | 14.9 | 14.9 |
| GE 12000 | 9.7 | 13.5 | 14.2 | 14.5 | 14.5 | 14.5 | 14.5 | 14.5 | 14.5 | 14.5 | 14.9 | 14.9 | 14.9 | 14.9 | 14.9 | 14.9 |
| GE 10000 | 13.5 | 19.3 | 20.8 | 21.5 | 21.5 | 21.8 | 21.8 | 21.8 | 21.8 | 21.8 | 22.1 | 22.1 | 22.1 | 22.1 | 22.1 | 22.1 |
| GE 9000 | 13.5 | 19.8 | 20.8 | 21.5 | 21.5 | 21.8 | 21.8 | 21.8 | 21.8 | 21.8 | 22.1 | 22.1 | 22.1 | 22.1 | 22.1 | 22.1 |
| GE 8000 | 13.5 | 19.3 | 20.8 | 21.5 | 21.5 | 21.8 | 21.8 | 21.8 | 21.8 | 21.8 | 22.1 | 22.1 | 22.1 | 22.1 | 22.1 | 22.1 |
| GE 7000 | 13.5 | 19.8 | 20.8 | 21.5 | 21.5 | 21.8 | 21.8 | 21.8 | 21.8 | 21.8 | 22.1 | 22.1 | 22.1 | 22.1 | 22.1 | 22.1 |
| GE 6000 | 13.5 | 19.8 | 20.8 | 21.5 | 21.5 | 21.8 | 21.8 | 21.8 | 21.8 | 21.8 | 22.1 | 22.1 | 22.1 | 22.1 | 22.1 | 22.1 |
| GE 5000 | 13.5 | 19.4 | 21.1 | 21.8 | 21.8 | 22.1 | 22.1 | 22.1 | 22.1 | 22.1 | 22.5 | 22.5 | 22.5 | 22.5 | 22.5 | 22.5 |
| GE 4500 | 13.5 | 19.4 | 21.1 | 21.8 | 21.8 | 22.1 | 22.1 | 22.1 | 22.1 | 22.1 | 22.5 | 22.5 | 22.5 | 22.5 | 22.5 | 22.5 |
| GE 4000 | 13.8 | 20.1 | 21.8 | 22.5 | 22.5 | 22.8 | 22.8 | 22.8 | 22.8 | 22.8 | 23.2 | 23.2 | 23.2 | 23.2 | 23.2 | 23.2 |
| GE 3500 | 13.8 | 20.4 | 22.1 | 22.8 | 22.8 | 23.2 | 23.2 | 23.2 | 23.2 | 23.2 | 23.5 | 23.5 | 23.5 | 23.5 | 23.5 | 23.5 |
| GE 3000 | 14.5 | 21.1 | 22.9 | 23.5 | 23.5 | 23.9 | 23.9 | 23.9 | 23.9 | 23.9 | 24.2 | 24.2 | 24.2 | 24.2 | 24.2 | 24.2 |
| GE 2500 | 19.7 | 27.0 | 28.7 | 29.8 | 29.8 | 30.1 | 30.1 | 30.1 | 30.1 | 30.1 | 30.4 | 30.4 | 30.4 | 30.4 | 30.4 | 30.4 |
| GE 2000 | 22.9 | 35.6 | 37.7 | 39.1 | 39.1 | 39.4 | 39.4 | 39.4 | 39.4 | 39.4 | 39.8 | 39.8 | 39.8 | 39.8 | 39.8 | 39.8 |
| GE 1800 | 24.2 | 39.4 | 42.6 | 45.3 | 45.3 | 45.7 | 45.7 | 45.7 | 45.7 | 45.7 | 46.0 | 46.0 | 46.0 | 46.0 | 46.0 | 46.0 |
| GE 1500 | 25.3 | 43.9 | 48.4 | 51.2 | 51.9 | 52.6 | 52.9 | 52.9 | 52.9 | 52.9 | 53.3 | 53.3 | 53.3 | 53.3 | 53.3 | 53.3 |
| GE 1200 | 30.4 | 56.7 | 62.6 | 69.2 | 70.9 | 72.0 | 73.4 | 74.0 | 74.0 | 74.0 | 74.4 | 74.7 | 74.7 | 74.7 | 74.7 | 74.7 |
| GE 1000 | 31.8 | 61.2 | 68.9 | 76.5 | 79.2 | 81.0 | 83.4 | 84.6 | 85.1 | 85.1 | 85.5 | 85.8 | 85.8 | 85.8 | 85.8 | 85.8 |
| GE 900 | 31.8 | 63.3 | 71.9 | 78.5 | 81.3 | 83.4 | 86.2 | 87.5 | 87.9 | 87.9 | 88.2 | 88.6 | 88.6 | 88.6 | 88.6 | 88.6 |
| GE 800 | 32.2 | 65.7 | 74.0 | 82.0 | 85.1 | 87.5 | 90.7 | 92.4 | 92.7 | 93.1 | 93.4 | 93.8 | 93.8 | 93.8 | 93.8 | 93.8 |
| GE 700 | 32.5 | 66.8 | 75.4 | 83.0 | 86.5 | 88.9 | 92.4 | 94.5 | 94.8 | 95.2 | 95.5 | 96.2 | 96.2 | 96.2 | 96.2 | 96.2 |
| GE 600 | 32.5 | 66.8 | 75.4 | 83.7 | 87.2 | 89.6 | 93.4 | 95.5 | 95.8 | 96.2 | 96.5 | 97.2 | 97.2 | 97.2 | 97.2 | 97.2 |
| GE 500 | 32.5 | 67.5 | 76.5 | 84.8 | 88.2 | 91.0 | 94.8 | 96.9 | 97.2 | 97.9 | 98.3 | 99.0 | 99.0 | 99.0 | 99.0 | 99.0 |
| GE 450 | 32.5 | 67.5 | 76.5 | 84.8 | 88.2 | 91.0 | 94.8 | 96.9 | 97.2 | 97.9 | 98.3 | 99.0 | 99.3 | 99.3 | 99.3 | 99.3 |
| GE 400 | 32.5 | 67.5 | 76.5 | 84.8 | 88.2 | 91.0 | 94.8 | 96.9 | 97.2 | 97.9 | 98.3 | 99.0 | 99.3 | 99.3 | 99.3 | 99.3 |
| GE 300 | 32.5 | 67.5 | 76.5 | 84.8 | 88.2 | 91.0 | 94.8 | 96.9 | 97.2 | 97.9 | 98.3 | 99.0 | 99.3 | 99.7 | 100.0 | 100.0 |
| GE 100 | 32.5 | 67.5 | 76.5 | 84.8 | 88.2 | 91.0 | 94.8 | 96.9 | 97.2 | 97.9 | 98.3 | 99.0 | 99.7 | 100.0 | 100.0 | 100.0 |
| GE 0 | 32.5 | 67.5 | 76.5 | 84.8 | 88.2 | 91.0 | 94.8 | 96.9 | 97.2 | 97.9 | 98.3 | 99.0 | 99.7 | 100.0 | 100.0 | 100.0 |

TOTAL NUMBER OF OBSERVATIONS: 289

GLOBAL CLIMATOLOGY BRANCH
LSAFETAC
AIR WEATHER SERVICE/MAC

PERCENTAGE FREQUENCY OF OCCURRENCE OF CEILING VERSUS VISIBILITY
FROM HOURLY OBSERVATIONS

STATION NUMBER: 225500 STATION NAME: ARKHANGELSK USSR PERIOD OF RECORD: 77-86
MONTH: NOV HOURS(LST): ALL

| CEILING IN FEET | VISIBILITY IN STATUTE MILES | | | | | | | | | | | | | | | |
|---|---|---|---|---|---|---|---|---|---|---|---|---|---|---|---|---|
| | GE 10 | GE 6 | GE 5 | GE 4 | GE 3 | GE 2 1/2 | GE 2 | GE 1 1/2 | GE 1 1/4 | GE 1 | GE 7/8 | GE 5/8 | GE 1/2 | GE 5/16 | GE 1/4 | GE 0 |
| NO CEIL | 6.6 | 9.9 | 10.3 | 10.8 | 10.9 | 10.9 | 10.9 | 11.0 | 11.0 | 11.0 | 11.0 | 11.0 | 11.0 | 11.0 | 11.0 | 11.0 |
| GE 20000 | 9.3 | 12.3 | 12.8 | 13.4 | 13.5 | 13.5 | 13.5 | 13.6 | 13.6 | 13.6 | 13.7 | 13.7 | 13.7 | 13.7 | 13.7 | 13.7 |
| GE 18000 | 9.3 | 12.3 | 12.8 | 13.4 | 13.5 | 13.5 | 13.5 | 13.6 | 13.6 | 13.6 | 13.7 | 13.7 | 13.7 | 13.7 | 13.7 | 13.7 |
| GE 16000 | 9.3 | 12.3 | 12.8 | 13.4 | 13.5 | 13.5 | 13.5 | 13.6 | 13.6 | 13.6 | 13.7 | 13.7 | 13.7 | 13.7 | 13.7 | 13.7 |
| GE 14000 | 9.3 | 12.3 | 12.8 | 13.4 | 13.5 | 13.5 | 13.6 | 13.6 | 13.6 | 13.7 | 13.7 | 13.7 | 13.7 | 13.7 | 13.7 | 13.7 |
| GE 12000 | 9.3 | 12.4 | 12.8 | 13.4 | 13.6 | 13.6 | 13.6 | 13.7 | 13.7 | 13.7 | 13.8 | 13.8 | 13.8 | 13.8 | 13.8 | 13.8 |
| GE 10000 | 12.3 | 19.2 | 20.4 | 22.0 | 22.4 | 22.6 | 22.8 | 22.9 | 22.9 | 23.0 | 23.1 | 23.1 | 23.1 | 23.1 | 23.1 | 23.1 |
| GE 9000 | 12.3 | 19.2 | 20.4 | 22.0 | 22.4 | 22.7 | 22.8 | 22.9 | 23.0 | 23.1 | 23.1 | 23.1 | 23.1 | 23.1 | 23.1 | 23.1 |
| GE 8000 | 12.3 | 19.2 | 20.4 | 22.0 | 22.4 | 22.7 | 22.8 | 22.9 | 23.0 | 23.1 | 23.1 | 23.1 | 23.1 | 23.1 | 23.1 | 23.1 |
| GE 7000 | 12.3 | 19.2 | 20.5 | 22.1 | 22.4 | 22.7 | 22.8 | 23.0 | 23.0 | 23.1 | 23.1 | 23.1 | 23.1 | 23.1 | 23.1 | 23.1 |
| GE 6000 | 12.3 | 19.2 | 20.5 | 22.1 | 22.4 | 22.7 | 22.8 | 23.0 | 23.0 | 23.1 | 23.1 | 23.1 | 23.1 | 23.1 | 23.1 | 23.1 |
| GE 5000 | 12.3 | 19.3 | 20.6 | 22.2 | 22.6 | 22.9 | 23.0 | 23.1 | 23.2 | 23.3 | 23.3 | 23.3 | 23.3 | 23.3 | 23.3 | 23.3 |
| GE 4500 | 12.4 | 19.5 | 20.8 | 22.4 | 22.8 | 23.1 | 23.2 | 23.4 | 23.4 | 23.5 | 23.5 | 23.5 | 23.5 | 23.5 | 23.5 | 23.5 |
| GE 4000 | 13.8 | 20.2 | 21.5 | 23.1 | 23.5 | 23.8 | 24.0 | 24.1 | 24.1 | 24.2 | 24.3 | 24.3 | 24.3 | 24.3 | 24.3 | 24.3 |
| GE 3500 | 15.4 | 21.3 | 22.6 | 24.2 | 24.6 | 24.9 | 25.0 | 25.2 | 25.2 | 25.3 | 25.3 | 25.3 | 25.3 | 25.3 | 25.3 | 25.3 |
| GE 3000 | 19.4 | 23.1 | 24.5 | 26.1 | 26.5 | 26.8 | 26.9 | 27.1 | 27.1 | 27.2 | 27.2 | 27.2 | 27.2 | 27.2 | 27.2 | 27.2 |
| GE 2500 | 26.9 | 27.5 | 29.1 | 31.0 | 31.4 | 31.8 | 31.9 | 32.1 | 32.1 | 32.2 | 32.2 | 32.2 | 32.2 | 32.2 | 32.2 | 32.2 |
| GE 2000 | 27.6 | 35.1 | 37.2 | 39.7 | 40.2 | 40.6 | 40.8 | 40.9 | 41.0 | 41.0 | 41.1 | 41.1 | 41.1 | 41.1 | 41.1 | 41.1 |
| GE 1800 | 27.8 | 38.9 | 41.3 | 44.4 | 44.9 | 45.4 | 45.7 | 45.8 | 45.9 | 46.0 | 46.0 | 46.0 | 46.0 | 46.0 | 46.0 | 46.0 |
| GE 1500 | 28.2 | 46.7 | 50.0 | 54.3 | 55.4 | 56.0 | 56.4 | 56.6 | 56.8 | 57.0 | 57.0 | 57.0 | 57.0 | 57.0 | 57.0 | 57.0 |
| GE 1200 | 29.3 | 56.3 | 62.6 | 69.6 | 72.2 | 73.7 | 74.5 | 75.3 | 75.5 | 75.9 | 76.0 | 76.1 | 76.2 | 76.2 | 76.2 | 76.2 |
| GE 1000 | 29.5 | 63.2 | 68.6 | 76.8 | 80.4 | 82.3 | 83.7 | 84.9 | 85.5 | 85.8 | 86.0 | 86.1 | 86.4 | 86.4 | 86.4 | 86.5 |
| GE 900 | 29.7 | 64.9 | 70.4 | 79.0 | 82.8 | 84.9 | 86.6 | 88.2 | 88.9 | 89.3 | 89.4 | 89.6 | 89.9 | 89.9 | 89.9 | 90.0 |
| GE 800 | 29.9 | 65.8 | 71.6 | 80.7 | 84.7 | 87.0 | 89.0 | 90.7 | 91.4 | 91.9 | 92.1 | 92.2 | 92.6 | 92.6 | 92.6 | 92.7 |
| GE 700 | 30.0 | 66.6 | 72.8 | 82.6 | 86.9 | 89.4 | 91.4 | 93.3 | 94.1 | 94.7 | 94.9 | 95.2 | 95.5 | 95.6 | 95.6 | 95.7 |
| GE 600 | 30.1 | 66.9 | 73.4 | 83.4 | 87.9 | 90.7 | 92.8 | 94.6 | 95.5 | 96.2 | 96.5 | 96.7 | 97.2 | 97.2 | 97.2 | 97.3 |
| GE 500 | 30.2 | 67.2 | 73.8 | 83.9 | 88.5 | 91.4 | 93.5 | 95.5 | 96.5 | 97.2 | 97.6 | 97.9 | 98.3 | 98.4 | 98.4 | 98.5 |
| GE 400 | 30.2 | 67.2 | 73.8 | 84.0 | 88.7 | 91.7 | 93.8 | 95.9 | 96.9 | 97.7 | 98.1 | 98.4 | 98.9 | 99.0 | 99.0 | 99.1 |
| GE 300 | 30.2 | 67.3 | 73.9 | 84.2 | 88.9 | 91.9 | 94.0 | 96.1 | 97.1 | 97.9 | 98.3 | 98.6 | 99.1 | 99.3 | 99.3 | 99.3 |
| GE 200 | 30.2 | 67.3 | 73.9 | 84.2 | 88.9 | 91.9 | 94.0 | 96.1 | 97.1 | 97.9 | 98.4 | 98.7 | 99.4 | 99.8 | 99.8 | 99.9 |
| GE 100 | 30.2 | 67.3 | 73.9 | 84.2 | 88.9 | 91.9 | 94.0 | 96.1 | 97.1 | 97.9 | 98.4 | 98.7 | 99.4 | 99.9 | 99.9 | 100.0 |
| GE 0 | 30.2 | 67.3 | 73.9 | 84.2 | 88.9 | 91.9 | 94.0 | 96.1 | 97.1 | 97.9 | 98.4 | 98.7 | 99.4 | 99.9 | 99.9 | 100.0 |

TOTAL NUMBER OF OBSERVATIONS: 2298

GLOBAL CLIMATOLOGY BRANCH
USAFETAC
AIR WEATHER SERVICE/MAC

PERCENTAGE FREQUENCY OF OCCURRENCE OF CEILING VERSUS VISIBILITY
FROM HOURLY OBSERVATIONS

STATION NUMBER: 225500 STATION NAME: ARKHANGELSK USSR

PERIOD OF RECORD: 77 86
MONTH: DEC HOURS(LST): 0000-0200

| CEILING IN FEET | VISIBILITY IN STATUTE MILES | | | | | | | | | | | | | | | |
|---|---|---|---|---|---|---|---|---|---|---|---|---|---|---|---|---|
| | GE 10 | GE 6 | GE 5 | GE 4 | GE 3 | GE 2 1/2 | GE 2 | GE 1 1/2 | GE 1 1/4 | GE 1 | GE 3/4 | GE 5/8 | GE 1/2 | GE 5/16 | GE 1/4 | GE 0 |
| NO CEIL | 16.5 | 17.1 | 18.1 | 18.4 | 19.1 | 19.1 | 19.4 | 19.4 | 19.4 | 19.4 | 19.4 | 19.4 | 19.4 | 19.4 | 19.4 | 19.7 |
| GE 20000 | 11.8 | 20.1 | 21.4 | 21.7 | 22.4 | 23.0 | 23.7 | 24.3 | 24.3 | 25.0 | 25.0 | 25.0 | 25.0 | 25.0 | 25.0 | 25.3 |
| GE 18000 | 11.8 | 20.1 | 21.4 | 21.7 | 22.4 | 23.0 | 23.7 | 24.3 | 24.3 | 25.0 | 25.0 | 25.0 | 25.0 | 25.0 | 25.0 | 25.3 |
| GE 16000 | 11.8 | 20.1 | 21.4 | 21.7 | 22.4 | 23.0 | 23.7 | 24.3 | 24.3 | 25.0 | 25.0 | 25.0 | 25.0 | 25.0 | 25.0 | 25.3 |
| GE 14000 | 11.8 | 20.1 | 21.4 | 21.7 | 22.4 | 23.0 | 23.7 | 24.3 | 24.3 | 25.0 | 25.0 | 25.0 | 25.0 | 25.0 | 25.0 | 25.3 |
| GE 12000 | 11.8 | 20.1 | 21.4 | 21.7 | 22.4 | 23.0 | 23.7 | 24.3 | 24.3 | 25.0 | 25.0 | 25.0 | 25.0 | 25.0 | 25.0 | 25.3 |
| GE 10000 | 17.8 | 29.6 | 32.9 | 36.5 | 38.8 | 39.5 | 41.1 | 41.8 | 41.8 | 42.4 | 42.4 | 42.4 | 42.4 | 42.4 | 42.4 | 42.8 |
| GE 9000 | 17.8 | 29.6 | 32.9 | 36.5 | 38.8 | 39.5 | 41.1 | 41.8 | 41.8 | 42.4 | 42.4 | 42.4 | 42.4 | 42.4 | 42.4 | 42.8 |
| GE 8000 | 17.8 | 29.6 | 32.9 | 36.5 | 38.8 | 39.5 | 41.1 | 41.8 | 41.8 | 42.4 | 42.4 | 42.4 | 42.4 | 42.4 | 42.4 | 42.8 |
| GE 7000 | 17.8 | 29.9 | 33.2 | 36.8 | 39.1 | 39.8 | 41.4 | 42.1 | 42.1 | 42.8 | 42.8 | 42.8 | 42.8 | 42.8 | 42.8 | 43.1 |
| GE 6000 | 17.8 | 29.9 | 33.2 | 36.8 | 39.1 | 39.8 | 41.4 | 42.1 | 42.1 | 42.8 | 42.8 | 42.8 | 42.8 | 42.8 | 42.8 | 43.1 |
| GE 5000 | 17.8 | 29.9 | 33.2 | 36.8 | 39.1 | 39.8 | 41.4 | 42.1 | 42.1 | 42.8 | 42.8 | 42.8 | 42.8 | 42.8 | 42.8 | 43.1 |
| GE 4500 | 17.8 | 29.9 | 33.2 | 36.8 | 39.1 | 39.8 | 41.4 | 42.1 | 42.1 | 42.8 | 42.8 | 42.8 | 42.8 | 42.8 | 42.8 | 43.1 |
| GE 4000 | 18.8 | 30.9 | 34.2 | 37.8 | 40.1 | 40.8 | 42.4 | 43.1 | 43.1 | 43.8 | 43.8 | 43.8 | 43.8 | 43.8 | 43.8 | 44.1 |
| GE 3500 | 19.7 | 32.2 | 35.5 | 39.1 | 41.4 | 42.1 | 43.8 | 44.4 | 44.4 | 45.1 | 45.1 | 45.1 | 45.1 | 45.1 | 45.1 | 45.4 |
| GE 3000 | 20.1 | 32.6 | 35.9 | 39.5 | 41.8 | 42.4 | 44.1 | 44.7 | 44.7 | 45.4 | 45.4 | 45.4 | 45.4 | 45.4 | 45.4 | 45.7 |
| GE 2500 | 21.7 | 35.9 | 39.8 | 43.6 | 46.4 | 47.0 | 48.7 | 49.3 | 49.3 | 50.0 | 50.0 | 50.0 | 50.0 | 50.0 | 50.0 | 50.3 |
| GE 2000 | 27.4 | 38.8 | 44.1 | 46.4 | 51.3 | 52.0 | 53.6 | 54.3 | 54.3 | 54.9 | 54.9 | 54.9 | 54.9 | 54.9 | 54.9 | 55.3 |
| GE 1800 | 23.4 | 41.8 | 47.7 | 53.0 | 56.6 | 57.2 | 58.9 | 59.5 | 59.5 | 60.2 | 60.2 | 60.2 | 60.2 | 60.2 | 60.2 | 60.5 |
| GE 1600 | 24.7 | 46.4 | 54.6 | 62.2 | 66.1 | 67.1 | 68.8 | 69.7 | 69.7 | 70.7 | 70.7 | 70.7 | 70.7 | 70.7 | 70.7 | 71.1 |
| GE 1400 | 25.3 | 52.6 | 60.5 | 70.7 | 75.7 | 76.6 | 80.6 | 81.6 | 82.2 | 83.2 | 83.2 | 83.2 | 83.2 | 83.2 | 83.2 | 83.6 |
| GE 1200 | 25.7 | 56.6 | 64.1 | 77.3 | 82.2 | 85.2 | 87.2 | 88.5 | 89.1 | 90.8 | 90.8 | 90.8 | 90.8 | 90.8 | 90.8 | 91.1 |
| GE 1000 | 26.3 | 57.2 | 65.1 | 78.6 | 84.2 | 87.2 | 89.1 | 91.1 | 91.8 | 93.4 | 93.4 | 93.4 | 93.4 | 93.4 | 93.4 | 93.8 |
| GE 900 | 26.3 | 57.6 | 65.5 | 79.9 | 85.5 | 88.5 | 90.5 | 92.4 | 93.1 | 94.7 | 94.7 | 94.7 | 94.7 | 94.7 | 94.7 | 95.1 |
| GE 800 | 26.3 | 57.9 | 65.8 | 80.3 | 86.2 | 89.5 | 91.4 | 93.8 | 94.4 | 96.4 | 96.4 | 96.4 | 96.7 | 96.7 | 96.7 | 97.0 |
| GE 700 | 26.3 | 58.2 | 66.4 | 80.9 | 87.2 | 90.8 | 92.8 | 95.1 | 96.1 | 98.0 | 98.0 | 98.0 | 98.4 | 98.4 | 98.4 | 98.7 |
| GE 600 | 26.3 | 58.6 | 66.8 | 81.3 | 87.5 | 91.1 | 93.1 | 95.4 | 96.4 | 98.4 | 98.4 | 98.4 | 98.7 | 98.7 | 98.7 | 99.0 |
| GE 500 | 26.3 | 58.6 | 66.8 | 81.3 | 87.5 | 91.1 | 93.1 | 95.4 | 96.4 | 98.4 | 98.4 | 98.4 | 98.7 | 98.7 | 98.7 | 99.0 |
| GE 400 | 26.3 | 58.9 | 67.1 | 81.6 | 87.8 | 91.4 | 93.4 | 95.7 | 96.7 | 98.7 | 98.7 | 98.7 | 99.0 | 99.0 | 99.0 | 99.3 |
| GE 300 | 26.3 | 58.9 | 67.1 | 81.6 | 87.8 | 91.4 | 93.4 | 95.7 | 96.7 | 98.7 | 98.7 | 98.7 | 99.3 | 99.3 | 99.3 | 99.7 |
| GE 200 | 26.3 | 58.9 | 67.1 | 81.6 | 87.8 | 91.4 | 93.4 | 95.7 | 96.7 | 98.7 | 98.7 | 98.7 | 99.3 | 99.3 | 99.3 | 100.0 |
| GE 0 | 26.3 | 58.9 | 67.1 | 81.6 | 87.8 | 91.4 | 93.4 | 95.7 | 96.7 | 98.7 | 98.7 | 98.7 | 99.3 | 99.3 | 99.3 | 100.0 |

TOTAL NUMBER OF OBSERVATIONS: 304

GLOBAL CLIMATOLOGY BRANCH
USAFETAC
AIR WEATHER SERVICE/MAC

PERCENTAGE FREQUENCY OF OCCURRENCE OF CEILING VERSUS VISIBILITY
FROM HOURLY OBSERVATIONS

STATION NUMBER: 22550C STATION NAME: ARKHANGELSK USSR PERIOD OF RECORD: 77-86
MONTH: DEC HOURS(LST): 0300-0500

| CEILING IN FEET | VISIBILITY IN STATUTE MILES | | | | | | | | | | | | | | | |
|---|---|---|---|---|---|---|---|---|---|---|---|---|---|---|---|---|
| | GE 10 | GE 6 | GE 5 | GE 4 | GE 3 | GE 2 1/2 | GE 2 | GE 1 1/2 | GE 1 1/4 | GE 1 | GE 7/8 | GE 5/8 | GE 1/2 | GE 5/16 | GE 1/4 | GE 0 |
| NO CEIL | 11.3 | 16.9 | 17.6 | 18.0 | 18.9 | 18.9 | 19.6 | 20.6 | 20.6 | 20.6 | 20.6 | 20.6 | 20.6 | 20.9 | 20.9 | |
| GE 20000 | 12.0 | 18.9 | 19.6 | 20.6 | 21.6 | 21.6 | 22.3 | 23.3 | 23.3 | 23.3 | 23.9 | 23.9 | 23.9 | 23.9 | 24.3 | 24.3 |
| GE 18000 | 12.0 | 18.9 | 19.6 | 20.6 | 21.6 | 21.6 | 22.3 | 23.3 | 23.3 | 23.3 | 23.9 | 23.9 | 23.9 | 23.9 | 24.3 | 24.3 |
| GE 16000 | 12.0 | 18.9 | 19.6 | 20.6 | 21.6 | 21.6 | 22.3 | 23.3 | 23.3 | 23.3 | 23.9 | 23.9 | 23.9 | 23.9 | 24.3 | 24.3 |
| GE 14000 | 12.0 | 18.9 | 19.6 | 20.6 | 21.6 | 21.6 | 22.3 | 23.3 | 23.3 | 23.3 | 23.9 | 23.9 | 23.9 | 23.9 | 24.3 | 24.3 |
| GE 12000 | 12.0 | 18.9 | 19.6 | 20.6 | 21.6 | 21.6 | 22.3 | 23.3 | 23.3 | 23.3 | 23.9 | 23.9 | 23.9 | 23.9 | 24.3 | 24.3 |
| GE 10000 | 16.9 | 31.6 | 33.6 | 38.5 | 39.9 | 40.9 | 42.2 | 43.5 | 43.9 | 43.9 | 44.9 | 44.9 | 44.9 | 44.9 | 45.2 | 45.2 |
| GE 9000 | 16.9 | 31.6 | 33.6 | 38.5 | 39.9 | 40.9 | 42.2 | 43.5 | 43.9 | 43.9 | 44.9 | 44.9 | 44.9 | 44.9 | 45.2 | 45.2 |
| GE 8000 | 16.9 | 31.6 | 33.6 | 38.5 | 39.9 | 40.9 | 42.2 | 43.5 | 43.9 | 43.9 | 44.9 | 44.9 | 44.9 | 44.9 | 45.2 | 45.2 |
| GE 7000 | 16.9 | 31.6 | 33.6 | 38.5 | 39.9 | 40.9 | 42.2 | 43.5 | 43.9 | 43.9 | 44.9 | 44.9 | 44.9 | 44.9 | 45.2 | 45.2 |
| GE 6000 | 16.9 | 31.6 | 33.6 | 38.5 | 39.9 | 40.9 | 42.2 | 43.5 | 43.9 | 43.9 | 44.9 | 44.9 | 44.9 | 44.9 | 45.2 | 45.2 |
| GE 5000 | 16.9 | 31.6 | 33.6 | 38.5 | 39.9 | 40.9 | 42.2 | 43.5 | 43.9 | 43.9 | 44.9 | 44.9 | 44.9 | 44.9 | 45.2 | 45.2 |
| GE 4500 | 17.3 | 31.9 | 33.9 | 38.9 | 40.2 | 41.2 | 42.5 | 43.9 | 44.2 | 44.2 | 45.2 | 45.2 | 45.2 | 45.2 | 45.5 | 45.5 |
| GE 4000 | 17.9 | 32.6 | 34.6 | 39.5 | 40.9 | 41.9 | 43.2 | 44.5 | 44.9 | 44.9 | 45.9 | 45.8 | 45.8 | 45.8 | 46.2 | 46.2 |
| GE 3500 | 18.7 | 33.2 | 35.2 | 40.2 | 41.5 | 42.5 | 43.9 | 45.2 | 45.5 | 45.5 | 46.5 | 46.5 | 46.5 | 46.5 | 46.8 | 46.8 |
| GE 3000 | 19.7 | 34.2 | 36.2 | 41.2 | 42.5 | 43.5 | 44.9 | 46.2 | 46.5 | 46.5 | 47.5 | 47.5 | 47.5 | 47.5 | 47.8 | 47.8 |
| GE 2500 | 19.6 | 35.5 | 38.5 | 43.5 | 44.9 | 45.8 | 47.2 | 48.5 | 48.8 | 48.8 | 49.8 | 49.8 | 49.8 | 49.8 | 50.2 | 50.2 |
| GE 2000 | 20.9 | 36.. | 42.9 | 46.2 | 49.8 | 50.8 | 52.2 | 53.8 | 54.2 | 54.5 | 55.5 | 55.5 | 55.5 | 55.5 | 55.8 | 55.8 |
| GE 1500 | 21.9 | 41.9 | 45.5 | 51.5 | 53.5 | 54.5 | 55.8 | 57.5 | 57.8 | 58.1 | 59.1 | 59.1 | 59.1 | 59.1 | 59.5 | 59.5 |
| GE 1000 | 27.3 | 48.5 | 53.2 | 61.8 | 64.1 | 65.4 | 67.1 | 69.1 | 69.4 | 69.8 | 70.8 | 70.8 | 70.8 | 70.8 | 71.1 | 71.1 |
| GE 500 | 35.2 | 63.. | 59.5 | 71.8 | 75.7 | 78.1 | 80.1 | 82.1 | 83.1 | 83.7 | 84.7 | 84.7 | 84.7 | 84.7 | 85.0 | 85.0 |
| GE 400 | 36.9 | 64.1 | 62.5 | 77.4 | 82.1 | 84.4 | 86.7 | 89.0 | 90.0 | 90.7 | 91.7 | 91.7 | 91.7 | 91.7 | 92.0 | 92.0 |
| GE 300 | 36.9 | 66.5 | 62.8 | 78.7 | 83.4 | 86.0 | 88.4 | 90.7 | 91.7 | 92.4 | 93.4 | 93.4 | 93.4 | 93.4 | 93.7 | 93.7 |
| GE 200 | 36.9 | 67.0 | 64.1 | 80.4 | 85.4 | 88.0 | 90.7 | 93.7 | 95.0 | 95.7 | 96.7 | 96.7 | 96.7 | 96.7 | 97.0 | 97.0 |
| GE 150 | 36.9 | 68.1 | 64.5 | 80.7 | 85.7 | 88.7 | 91.4 | 94.4 | 95.7 | 96.3 | 97.3 | 97.3 | 97.3 | 97.3 | 97.7 | 97.7 |
| GE 100 | 37.0 | 68.5 | 64.8 | 81.4 | 86.7 | 90.0 | 92.7 | 95.7 | 97.0 | 97.7 | 98.7 | 98.7 | 98.7 | 98.7 | 99.0 | 99.0 |
| GE 70 | 36.2 | 68.5 | 64.8 | 81.4 | 87.0 | 90.4 | 93.0 | 96.0 | 97.3 | 98.0 | 99.0 | 99.0 | 99.0 | 99.3 | 99.7 | 99.7 |
| GE 50 | 36.2 | 68.5 | 64.8 | 81.4 | 87.0 | 90.4 | 93.0 | 96.0 | 97.3 | 98.0 | 99.0 | 99.0 | 99.0 | 99.3 | 99.7 | 99.7 |
| GE 30 | 36.2 | 68.5 | 65.1 | 81.7 | 87.4 | 90.7 | 93.4 | 96.3 | 97.7 | 98.3 | 99.3 | 99.3 | 99.3 | 99.7 | 100.0 | 100.0 |
| GE 20 | 36.2 | 68.5 | 65.1 | 81.7 | 87.4 | 90.7 | 93.4 | 96.3 | 97.7 | 98.3 | 99.3 | 99.3 | 99.3 | 99.7 | 100.0 | 100.0 |
| GE 0 | 36.2 | 68.5 | 65.1 | 81.7 | 87.4 | 90.7 | 93.4 | 96.3 | 97.7 | 98.3 | 99.3 | 99.3 | 99.3 | 99.7 | 100.0 | 100.0 |

TOTAL NUMBER OF OBSERVATIONS: 3,1

GLOBAL CLIMATOLOGY BRANCH
USAFETAC
AIR WEATHER SERVICE/MAC

PERCENTAGE FREQUENCY OF OCCURRENCE OF CEILING VERSUS VISIBILITY
FROM HOURLY OBSERVATIONS

STATION NUMBER: 22550C STATION NAME: ARKHANGELSK USSR

PERIOD OF RECORD: 77-86
MONTH: DEC HOURS(LST): 0600-0600

| CEILING IN FEET | VISIBILITY IN STATUTE MILES | | | | | | | | | | | | | | | |
|---|---|---|---|---|---|---|---|---|---|---|---|---|---|---|---|---|
| | GE 10 | GE 6 | GE 5 | GE 4 | GE 3 | GE 2 1/2 | GE 2 | GE 1 1/2 | GE 1 1/4 | GE 1 | GE 3/4 | GE 5/8 | GE 1/2 | GE 5/16 | GE 1/4 | GE 0 |
| NO CEIL | 11.2 | 16.7 | 17.7 | 18.0 | 18.7 | 18.7 | 18.7 | 19.0 | 19.4 | 19.4 | 19.4 | 19.4 | 19.4 | 19.7 | 19.7 | 19.7 |
| GE 20000 | 13.3 | 20.4 | 21.8 | 22.1 | 22.8 | 22.8 | 23.1 | 23.8 | 24.1 | 24.1 | 24.5 | 24.5 | 24.5 | 24.8 | 24.8 | 24.8 |
| GE 18000 | 13.3 | 20.4 | 21.8 | 22.1 | 22.8 | 22.8 | 23.1 | 23.8 | 24.1 | 24.1 | 24.5 | 24.5 | 24.5 | 24.8 | 24.8 | 24.8 |
| GE 16000 | 13.3 | 20.4 | 21.8 | 22.1 | 22.8 | 22.8 | 23.1 | 23.8 | 24.1 | 24.1 | 24.5 | 24.5 | 24.5 | 24.8 | 24.8 | 24.8 |
| GE 14000 | 13.3 | 20.4 | 21.8 | 22.1 | 22.8 | 22.8 | 23.1 | 23.8 | 24.1 | 24.1 | 24.5 | 24.5 | 24.5 | 24.8 | 24.8 | 24.8 |
| GE 12000 | 13.7 | 20.4 | 21.8 | 22.1 | 22.8 | 22.8 | 23.1 | 23.8 | 24.1 | 24.1 | 24.5 | 24.5 | 24.5 | 24.8 | 24.8 | 24.8 |
| GE 10000 | 15.6 | 29.9 | 33.3 | 36.1 | 37.4 | 39.5 | 40.1 | 40.8 | 41.2 | 41.2 | 41.5 | 41.5 | 41.5 | 41.8 | 41.8 | 41.8 |
| GE 9000 | 15.6 | 29.9 | 33.3 | 36.1 | 37.4 | 39.5 | 40.1 | 40.8 | 41.2 | 41.2 | 41.5 | 41.5 | 41.5 | 41.8 | 41.8 | 41.8 |
| GE 8000 | 15.6 | 29.9 | 33.3 | 36.1 | 37.4 | 39.5 | 40.1 | 40.8 | 41.2 | 41.2 | 41.5 | 41.5 | 41.5 | 41.8 | 41.8 | 41.8 |
| GE 7000 | 15.6 | 29.9 | 33.3 | 36.1 | 37.4 | 39.5 | 40.1 | 40.8 | 41.2 | 41.2 | 41.5 | 41.5 | 41.5 | 41.8 | 41.8 | 41.8 |
| GE 6000 | 15.6 | 29.9 | 33.3 | 36.1 | 37.4 | 39.5 | 40.1 | 40.8 | 41.2 | 41.2 | 41.5 | 41.5 | 41.5 | 41.8 | 41.8 | 41.8 |
| GE 5000 | 15.6 | 29.9 | 33.3 | 36.1 | 37.4 | 39.5 | 40.1 | 40.8 | 41.2 | 41.2 | 41.5 | 41.5 | 41.5 | 41.8 | 41.8 | 41.8 |
| GE 4500 | 15.6 | 29.9 | 33.3 | 36.1 | 37.4 | 39.5 | 40.1 | 40.8 | 41.2 | 41.2 | 41.5 | 41.5 | 41.5 | 41.8 | 41.8 | 41.8 |
| GE 4000 | 16.3 | 31.0 | 34.4 | 37.1 | 38.4 | 40.5 | 41.2 | 41.8 | 42.2 | 42.2 | 42.5 | 42.5 | 42.5 | 42.9 | 42.9 | 42.9 |
| GE 3500 | 16.7 | 31.6 | 35.0 | 37.8 | 39.1 | 41.2 | 41.8 | 42.5 | 42.9 | 42.9 | 43.2 | 43.2 | 43.2 | 43.5 | 43.5 | 43.5 |
| GE 3000 | 17.7 | 33.0 | 36.4 | 39.1 | 40.5 | 42.5 | 43.2 | 43.9 | 44.2 | 44.2 | 44.6 | 44.6 | 44.6 | 44.9 | 44.9 | 44.9 |
| GE 2500 | 18.7 | 35.0 | 38.4 | 41.5 | 42.9 | 44.9 | 45.6 | 46.3 | 46.6 | 46.6 | 46.9 | 46.9 | 46.9 | 47.3 | 47.3 | 47.3 |
| GE 2000 | 19.7 | 37.4 | 41.5 | 45.6 | 47.3 | 49.3 | 50.0 | 50.7 | 51.0 | 51.0 | 51.4 | 51.4 | 51.4 | 51.7 | 51.7 | 51.7 |
| GE 1800 | 20.1 | 39.5 | 44.2 | 50.0 | 52.0 | 54.1 | 54.8 | 55.4 | 55.8 | 55.8 | 56.1 | 56.1 | 56.1 | 56.5 | 56.5 | 56.5 |
| GE 1500 | 21.4 | 45.9 | 51.4 | 58.8 | 62.6 | 65.3 | 66.0 | 67.0 | 67.7 | 67.7 | 68.0 | 68.0 | 68.0 | 68.4 | 68.4 | 68.4 |
| GE 1200 | 23.1 | 51.7 | 58.8 | 70.7 | 76.5 | 79.3 | 79.9 | 81.6 | 82.7 | 83.0 | 83.3 | 83.3 | 83.3 | 83.7 | 83.7 | 83.7 |
| GE 1000 | 24.1 | 55.1 | 62.9 | 76.9 | 84.7 | 87.4 | 88.4 | 90.1 | 91.2 | 91.5 | 91.8 | 91.8 | 91.8 | 92.2 | 92.2 | 92.2 |
| GE 900 | 24.5 | 55.4 | 63.3 | 78.2 | 86.4 | 89.5 | 90.5 | 92.2 | 93.2 | 93.5 | 93.9 | 93.9 | 93.9 | 94.2 | 94.2 | 94.2 |
| GE 800 | 24.5 | 55.8 | 64.6 | 81.0 | 89.5 | 92.5 | 93.5 | 95.2 | 96.3 | 96.6 | 96.9 | 96.9 | 96.9 | 97.3 | 97.3 | 97.3 |
| GE 700 | 24.5 | 56.8 | 65.6 | 82.0 | 90.5 | 93.5 | 94.6 | 96.3 | 97.3 | 97.6 | 98.0 | 98.0 | 98.0 | 98.3 | 98.3 | 98.3 |
| GE 600 | 24.8 | 57.1 | 66.0 | 82.7 | 91.2 | 94.2 | 95.2 | 96.9 | 98.0 | 98.3 | 98.6 | 98.6 | 98.6 | 99.0 | 99.0 | 99.0 |
| GE 500 | 24.8 | 57.1 | 66.0 | 83.0 | 91.5 | 94.9 | 95.9 | 97.6 | 98.6 | 99.0 | 99.3 | 99.3 | 99.3 | 99.7 | 99.7 | 99.7 |
| GE 400 | 24.8 | 57.1 | 66.0 | 83.0 | 91.5 | 94.9 | 95.9 | 97.6 | 98.6 | 99.0 | 99.3 | 99.3 | 99.3 | 99.7 | 99.7 | 99.7 |
| GE 300 | 24.8 | 57.1 | 66.0 | 83.0 | 91.5 | 94.9 | 95.9 | 97.6 | 98.6 | 99.0 | 99.3 | 99.3 | 99.3 | 99.7 | 99.7 | 99.7 |
| GE 200 | 24.8 | 57.1 | 66.0 | 83.0 | 91.5 | 94.9 | 95.9 | 97.6 | 98.6 | 99.0 | 99.3 | 99.3 | 99.3 | 100.0 | 100.0 | 100.0 |
| GE 100 | 24.8 | 57.1 | 66.0 | 83.0 | 91.5 | 94.9 | 95.9 | 97.6 | 98.6 | 99.0 | 99.3 | 99.3 | 99.3 | 100.0 | 100.0 | 100.0 |
| GE 0 | 24.8 | 57.1 | 66.0 | 83.0 | 91.5 | 94.9 | 95.9 | 97.6 | 98.6 | 99.0 | 99.3 | 99.3 | 99.3 | 100.0 | 100.0 | 100.0 |

TOTAL NUMBER OF OBSERVATIONS: 294

GLOBAL CLIMATOLOGY BRANCH
USAFETAC
AIR WEATHER SERVICE/MAC

PERCENTAGE FREQUENCY OF OCCURRENCE OF CEILING VERSUS VISIBILITY
FROM HOURLY OBSERVATIONS

STATION NUMBER: 225500 STATION NAME: ARKHANGELSK USSR

PERIOD OF RECORD: 77-86
MONTH: DEC HOURS(LST): 0900-1100

| CEILING IN FEET | VISIBILITY IN STATUTE MILES | | | | | | | | | | | | | | | |
|---|---|---|---|---|---|---|---|---|---|---|---|---|---|---|---|---|
| | GE 10 | GE 6 | GE 5 | GE 4 | GE 3 | GE 2 1/2 | GE 2 | GE 1 1/2 | GE 1 1/4 | GE 1 | GE 3/4 | GE 5/8 | GE 1/2 | GE 5/16 | GE 1/4 | GE 0 |
| NO CEIL | 7.3 | 13.2 | 13.6 | 14.3 | 14.7 | 15.4 | 15.4 | 15.8 | 15.8 | 15.8 | 15.8 | 15.8 | 16.1 | 16.1 | 16.1 | 16.1 |
| GE 20000 | 9.5 | 17.6 | 18.7 | 20.1 | 21.2 | 22.0 | 22.0 | 22.3 | 22.3 | 22.3 | 22.3 | 22.3 | 22.7 | 22.7 | 22.7 | 22.7 |
| GE 18000 | 9.5 | 17.6 | 18.7 | 20.1 | 21.2 | 22.0 | 22.0 | 22.3 | 22.3 | 22.3 | 22.3 | 22.3 | 22.7 | 22.7 | 22.7 | 22.7 |
| GE 16000 | 9.5 | 17.6 | 18.7 | 20.1 | 21.2 | 22.0 | 22.0 | 22.3 | 22.3 | 22.3 | 22.3 | 22.3 | 22.7 | 22.7 | 22.7 | 22.7 |
| GE 14000 | 9.5 | 17.6 | 18.7 | 20.1 | 21.2 | 22.0 | 22.0 | 22.3 | 22.3 | 22.3 | 22.3 | 22.3 | 22.7 | 22.7 | 22.7 | 22.7 |
| GE 12000 | 9.5 | 17.6 | 18.7 | 20.1 | 21.2 | 22.0 | 22.0 | 22.3 | 22.3 | 22.3 | 22.3 | 22.3 | 22.7 | 22.7 | 22.7 | 22.7 |
| GE 10000 | 13.9 | 31.5 | 34.4 | 40.3 | 42.1 | 43.6 | 44.0 | 44.3 | 44.7 | 45.1 | 45.1 | 45.1 | 45.4 | 45.4 | 45.4 | 45.4 |
| GE 9000 | 14.3 | 31.9 | 34.8 | 40.7 | 42.5 | 44.0 | 44.3 | 44.7 | 45.1 | 45.4 | 45.4 | 45.4 | 45.8 | 45.8 | 45.8 | 45.8 |
| GE 8000 | 14.3 | 31.9 | 34.8 | 40.7 | 42.5 | 44.0 | 44.3 | 44.7 | 45.1 | 45.4 | 45.4 | 45.4 | 45.8 | 45.8 | 45.8 | 45.8 |
| GE 7000 | 14.3 | 31.9 | 34.8 | 40.7 | 42.5 | 44.0 | 44.3 | 44.7 | 45.1 | 45.4 | 45.4 | 45.4 | 45.8 | 45.8 | 45.8 | 45.8 |
| GE 6000 | 14.3 | 31.9 | 34.8 | 40.7 | 42.5 | 44.0 | 44.3 | 44.7 | 45.1 | 45.4 | 45.4 | 45.4 | 45.8 | 45.8 | 45.8 | 45.8 |
| GE 5000 | 14.3 | 31.9 | 34.8 | 40.7 | 42.5 | 44.0 | 44.3 | 44.7 | 45.1 | 45.4 | 45.4 | 45.4 | 45.8 | 45.8 | 45.8 | 45.8 |
| GE 4500 | 14.3 | 31.9 | 34.8 | 40.7 | 42.5 | 44.0 | 44.3 | 44.7 | 45.1 | 45.4 | 45.4 | 45.4 | 45.8 | 45.8 | 45.8 | 45.8 |
| GE 4000 | 15.0 | 32.6 | 35.5 | 41.4 | 43.6 | 45.1 | 45.4 | 45.8 | 46.2 | 46.5 | 46.5 | 46.5 | 46.9 | 46.9 | 46.9 | 46.9 |
| GE 3500 | 15.0 | 32.6 | 35.5 | 41.4 | 43.6 | 45.1 | 45.4 | 45.8 | 46.2 | 46.5 | 46.5 | 46.5 | 46.9 | 46.9 | 46.9 | 46.9 |
| GE 3000 | 15.0 | 33.0 | 35.9 | 41.8 | 44.0 | 45.4 | 45.8 | 46.2 | 46.5 | 46.9 | 46.9 | 46.9 | 47.3 | 47.3 | 47.3 | 47.3 |
| GE 2500 | 15.8 | 34.8 | 37.7 | 44.0 | 46.2 | 47.6 | 48.0 | 48.4 | 48.7 | 49.1 | 49.1 | 49.1 | 49.5 | 49.5 | 49.5 | 49.5 |
| GE 2200 | 16.5 | 37.7 | 41.4 | 48.4 | 50.5 | 52.0 | 52.4 | 52.7 | 53.1 | 53.5 | 53.5 | 53.5 | 53.8 | 53.8 | 53.8 | 53.8 |
| GE 1800 | 16.8 | 39.6 | 44.0 | 52.0 | 54.2 | 55.7 | 56.0 | 56.4 | 56.8 | 57.1 | 57.1 | 57.1 | 57.5 | 57.5 | 57.5 | 57.5 |
| GE 1500 | 18.7 | 47.3 | 52.0 | 61.2 | 64.1 | 65.9 | 66.3 | 66.7 | 67.0 | 67.4 | 67.4 | 67.4 | 68.1 | 68.1 | 68.1 | 68.1 |
| GE 1200 | 19.8 | 51.3 | 59.3 | 70.3 | 75.5 | 78.0 | 78.4 | 78.8 | 79.1 | 79.5 | 80.2 | 80.2 | 81.0 | 81.0 | 81.3 | 81.3 |
| GE 1000 | 20.9 | 54.6 | 63.4 | 75.5 | 81.3 | 85.7 | 86.4 | 86.8 | 87.2 | 87.5 | 88.3 | 88.3 | 89.0 | 89.0 | 89.4 | 89.4 |
| GE 900 | 20.9 | 54.9 | 63.7 | 76.2 | 82.4 | 86.8 | 87.5 | 87.9 | 88.3 | 88.6 | 89.4 | 89.4 | 90.1 | 90.1 | 90.5 | 90.5 |
| GE 800 | 20.9 | 56.4 | 65.2 | 76.0 | 84.6 | 89.0 | 89.7 | 90.1 | 90.5 | 90.8 | 91.6 | 91.6 | 92.3 | 92.3 | 92.7 | 92.7 |
| GE 700 | 20.9 | 57.1 | 65.9 | 78.8 | 85.7 | 90.1 | 91.2 | 91.9 | 92.3 | 92.7 | 93.4 | 93.4 | 94.1 | 94.1 | 94.5 | 94.5 |
| GE 600 | 20.9 | 57.5 | 66.3 | 80.6 | 87.9 | 92.3 | 93.4 | 94.1 | 94.5 | 94.9 | 95.6 | 95.6 | 96.3 | 96.3 | 96.7 | 97.1 |
| GE 500 | 20.9 | 57.5 | 66.3 | 80.6 | 88.3 | 92.7 | 93.8 | 94.5 | 95.2 | 95.6 | 96.3 | 96.3 | 97.1 | 97.1 | 97.4 | 97.8 |
| GE 400 | 20.9 | 57.5 | 66.3 | 80.6 | 88.3 | 92.7 | 93.8 | 94.9 | 96.0 | 96.3 | 97.1 | 97.1 | 97.8 | 97.8 | 98.2 | 98.5 |
| GE 300 | 20.9 | 57.5 | 66.3 | 80.6 | 88.3 | 92.7 | 93.8 | 94.9 | 96.0 | 96.3 | 97.1 | 97.1 | 97.8 | 97.8 | 98.2 | 98.5 |
| GE 200 | 20.9 | 57.5 | 66.3 | 80.6 | 88.3 | 92.7 | 93.8 | 94.9 | 96.0 | 96.3 | 97.1 | 97.1 | 98.2 | 98.2 | 98.5 | 98.9 |
| GE 100 | 20.9 | 57.5 | 66.3 | 80.6 | 88.3 | 92.7 | 93.8 | 94.9 | 96.0 | 96.3 | 97.1 | 97.1 | 98.2 | 98.5 | 99.3 | 100.0 |
| GE 0 | 20.9 | 57.5 | 66.3 | 80.6 | 88.3 | 92.7 | 93.8 | 94.9 | 96.0 | 96.3 | 97.1 | 97.1 | 98.2 | 98.5 | 99.3 | 100.0 |

TOTAL NUMBER OF OBSERVATIONS: 273

GLOBAL CLIMATOLOGY BRANCH
USAFETAC
AIR WEATHER SERVICE/MAC

PERCENTAGE FREQUENCY OF OCCURRENCE OF CEILING VERSUS VISIBILITY
FROM HOURLY OBSERVATIONS

STATION NUMBER: 225500 STATION NAME: ARKHANGELSK USSR

PERIOD OF RECORD: 77-86
MONTH: DEC HOURS(LST): 1200-1400

| CEILING IN FEET | VISIBILITY IN STATUTE MILES | | | | | | | | | | | | | | | |
|---|---|---|---|---|---|---|---|---|---|---|---|---|---|---|---|---|
| | GE 10 | GE 6 | GE 5 | GE 4 | GE 3 | GE 2 1/2 | GE 2 | GE 1 1/2 | GE 1 1/4 | GE 1 | GE 3/4 | GE 5/8 | GE 1/2 | GE 5/16 | GE 1/4 | GE 0 |
| NO CEIL | 5.0 | 11.6 | 11.6 | 12.3 | 12.3 | 12.3 | 13.3 | 13.6 | 13.6 | 13.6 | 13.6 | 13.6 | 13.6 | 13.6 | 13.6 | 13.6 |
| GE 20000 | 8.3 | 16.3 | 16.6 | 18.3 | 18.3 | 18.6 | 19.6 | 20.3 | 20.3 | 20.3 | 20.3 | 20.3 | 20.3 | 20.3 | 20.3 | 20.3 |
| GE 18000 | 8.3 | 16.3 | 16.6 | 18.3 | 18.3 | 18.6 | 19.6 | 20.3 | 20.3 | 20.3 | 20.3 | 20.3 | 20.3 | 20.3 | 20.3 | 20.3 |
| GE 16000 | 8.3 | 16.3 | 16.6 | 18.3 | 18.3 | 18.6 | 19.6 | 20.3 | 20.3 | 20.3 | 20.3 | 20.3 | 20.3 | 20.3 | 20.3 | 20.3 |
| GE 14000 | 8.3 | 16.3 | 16.6 | 18.3 | 18.3 | 18.6 | 19.6 | 20.3 | 20.3 | 20.3 | 20.3 | 20.3 | 20.3 | 20.3 | 20.3 | 20.3 |
| GE 12000 | 8.3 | 16.3 | 16.6 | 18.3 | 18.3 | 18.6 | 19.6 | 20.3 | 20.3 | 20.3 | 20.3 | 20.3 | 20.3 | 20.3 | 20.3 | 20.3 |
| GE 10000 | 16.9 | 35.5 | 37.5 | 42.5 | 43.9 | 44.5 | 46.5 | 48.2 | 48.5 | 48.5 | 48.5 | 48.5 | 49.2 | 49.2 | 49.2 | 49.2 |
| GE 9000 | 16.9 | 35.5 | 37.5 | 42.5 | 43.9 | 44.5 | 46.5 | 48.2 | 48.5 | 48.5 | 48.5 | 48.5 | 49.2 | 49.2 | 49.2 | 49.2 |
| GE 8000 | 16.9 | 35.5 | 37.5 | 42.5 | 43.9 | 44.5 | 46.5 | 48.2 | 48.5 | 48.5 | 48.5 | 48.5 | 49.2 | 49.2 | 49.2 | 49.2 |
| GE 7000 | 16.9 | 36.2 | 38.2 | 43.2 | 44.5 | 45.2 | 47.2 | 48.8 | 49.2 | 49.2 | 49.2 | 49.2 | 49.8 | 49.8 | 49.8 | 49.8 |
| GE 6000 | 16.9 | 36.2 | 38.2 | 43.2 | 44.5 | 45.2 | 47.2 | 48.8 | 49.2 | 49.2 | 49.2 | 49.2 | 49.8 | 49.8 | 49.8 | 49.8 |
| GE 5000 | 16.9 | 36.2 | 38.2 | 43.2 | 44.5 | 45.2 | 47.2 | 48.8 | 49.2 | 49.2 | 49.2 | 49.2 | 49.8 | 49.8 | 49.8 | 49.8 |
| GE 4500 | 16.9 | 36.2 | 38.2 | 43.2 | 44.5 | 45.2 | 47.2 | 48.8 | 49.2 | 49.2 | 49.2 | 49.2 | 49.8 | 49.8 | 49.8 | 49.8 |
| GE 4000 | 17.3 | 36.9 | 38.5 | 43.9 | 45.2 | 45.8 | 47.8 | 49.5 | 49.8 | 49.8 | 49.8 | 49.8 | 50.5 | 50.5 | 50.5 | 50.5 |
| GE 3500 | 17.6 | 36.9 | 39.2 | 44.5 | 45.8 | 46.5 | 48.5 | 50.2 | 50.5 | 50.5 | 50.5 | 50.5 | 51.2 | 51.2 | 51.2 | 51.2 |
| GE 3000 | 17.6 | 36.9 | 39.2 | 44.9 | 46.2 | 46.8 | 48.8 | 50.5 | 50.8 | 50.8 | 50.8 | 50.8 | 51.5 | 51.5 | 51.5 | 51.5 |
| GE 2500 | 18.9 | 38.6 | 40.9 | 47.2 | 48.8 | 49.5 | 51.5 | 53.2 | 53.5 | 53.5 | 53.5 | 53.5 | 54.2 | 54.2 | 54.2 | 54.2 |
| GE 2000 | 19.6 | 40.2 | 42.9 | 50.5 | 52.8 | 53.5 | 55.8 | 57.5 | 57.8 | 57.8 | 57.8 | 57.8 | 58.5 | 58.5 | 58.5 | 58.5 |
| GE 1800 | 20.6 | 42.5 | 45.2 | 52.8 | 55.8 | 56.8 | 59.1 | 60.8 | 61.1 | 61.1 | 61.1 | 61.1 | 61.8 | 61.8 | 61.8 | 61.8 |
| GE 1600 | 20.6 | 48.2 | 51.2 | 60.1 | 63.5 | 64.8 | 67.1 | 68.8 | 69.4 | 69.4 | 69.4 | 69.4 | 70.1 | 70.1 | 70.1 | 70.1 |
| GE 1200 | 24.6 | 54.5 | 59.5 | 69.4 | 74.4 | 76.1 | 78.4 | 80.4 | 81.1 | 81.4 | 81.7 | 81.7 | 82.7 | 83.1 | 83.1 | 83.1 |
| GE 1000 | 24.6 | 55.5 | 61.1 | 72.8 | 78.1 | 80.7 | 83.4 | 85.4 | 86.7 | 87.7 | 88.0 | 88.0 | 89.0 | 89.4 | 89.4 | 89.4 |
| GE 900 | 24.6 | 56.1 | 62.1 | 74.4 | 80.1 | 83.1 | 85.7 | 88.4 | 89.7 | 90.7 | 91.0 | 91.0 | 92.0 | 92.4 | 92.4 | 92.4 |
| GE 800 | 24.6 | 56.5 | 62.5 | 75.1 | 81.7 | 84.7 | 87.4 | 90.0 | 91.4 | 92.7 | 93.0 | 93.0 | 94.0 | 94.4 | 94.4 | 94.4 |
| GE 700 | 24.6 | 56.5 | 62.5 | 75.4 | 82.7 | 86.0 | 88.7 | 91.4 | 92.7 | 94.4 | 94.7 | 94.7 | 95.7 | 96.3 | 96.3 | 96.3 |
| GE 600 | 24.6 | 56.5 | 62.5 | 75.4 | 83.1 | 86.4 | 89.0 | 91.7 | 93.4 | 95.3 | 95.7 | 95.7 | 96.7 | 97.3 | 97.3 | 97.3 |
| GE 500 | 24.6 | 56.5 | 62.5 | 75.4 | 83.1 | 86.4 | 89.0 | 91.7 | 93.4 | 95.3 | 95.7 | 95.7 | 96.7 | 97.3 | 97.3 | 97.3 |
| GE 400 | 24.6 | 56.5 | 62.5 | 75.7 | 83.4 | 87.4 | 90.4 | 93.0 | 94.7 | 96.7 | 97.0 | 97.0 | 98.0 | 98.7 | 98.7 | 98.7 |
| GE 300 | 24.6 | 56.5 | 62.5 | 75.7 | 83.4 | 87.4 | 90.4 | 93.0 | 94.7 | 96.7 | 97.0 | 97.0 | 98.0 | 98.7 | 98.7 | 98.7 |
| GE 200 | 24.6 | 56.5 | 62.5 | 75.7 | 83.4 | 87.4 | 90.4 | 93.0 | 94.7 | 96.7 | 97.0 | 97.0 | 98.7 | 99.7 | 99.7 | 99.7 |
| GE 100 | 24.6 | 56.5 | 62.5 | 75.7 | 83.4 | 87.4 | 90.4 | 93.0 | 94.7 | 96.7 | 97.0 | 97.0 | 98.7 | 99.7 | 99.7 | 99.7 |
| GE 0 | 24.6 | 56.5 | 62.5 | 75.7 | 83.4 | 87.4 | 90.4 | 93.0 | 94.7 | 96.7 | 97.0 | 97.0 | 98.7 | 99.7 | 99.7 | 100.0 |

TOTAL NUMBER OF OBSERVATIONS: 301

GLOBAL CLIMATOLOGY BRANCH
USAFETAC
AIR WEATHER SERVICE/MAC

PERCENTAGE FREQUENCY OF OCCURRENCE OF CEILING VERSUS VISIBILITY
FROM HOURLY OBSERVATIONS

STATION NUMBER: 22550C STATION NAME: ARKHANGELSK USSR

PERIOD OF RECORD: 77-86
MONTH: DEC HOURS(LST): 1500-1700

| CEILING IN FEET | VISIBILITY IN STATUTE MILES | | | | | | | | | | | | | | | |
|---|---|---|---|---|---|---|---|---|---|---|---|---|---|---|---|---|
| | GE 10 | GE 6 | GE 5 | GE 4 | GE 3 | GE 2 1/2 | GE 2 | GE 1 1/2 | GE 1 1/4 | GE 1 | GE 3/4 | GE 5/8 | GE 1/2 | GE 5/16 | GE 1/4 | GE 0 |
| NO CEIL | 7.0 | 11.7 | 12.1 | 12.6 | 13.1 | 13.1 | 13.4 | 14.4 | 14.4 | 14.4 | 14.4 | 14.4 | 15.1 | 15.1 | 15.1 | 15.1 |
| GE 20000 | 10.7 | 17.4 | 18.1 | 19.1 | 19.8 | 20.8 | 21.5 | 22.5 | 22.5 | 22.5 | 22.5 | 22.5 | 23.2 | 23.5 | 23.5 | 23.5 |
| GE 18000 | 10.7 | 17.4 | 18.1 | 19.1 | 19.8 | 20.8 | 21.5 | 22.5 | 22.5 | 22.5 | 22.5 | 22.5 | 23.2 | 23.5 | 23.5 | 23.5 |
| GE 16000 | 10.7 | 17.4 | 18.1 | 19.1 | 19.8 | 20.8 | 21.5 | 22.5 | 22.5 | 22.5 | 22.5 | 22.5 | 23.2 | 23.5 | 23.5 | 23.5 |
| GE 14000 | 10.7 | 17.4 | 18.1 | 19.1 | 19.8 | 20.8 | 21.5 | 22.5 | 22.5 | 22.5 | 22.5 | 22.5 | 23.2 | 23.5 | 23.5 | 23.5 |
| GE 12000 | 10.7 | 17.4 | 18.1 | 19.1 | 19.8 | 20.8 | 21.5 | 22.5 | 22.5 | 22.5 | 22.5 | 22.5 | 23.2 | 23.5 | 23.5 | 23.5 |
| GE 10000 | 16.1 | 34.6 | 36.2 | 42.3 | 45.0 | 46.3 | 47.3 | 48.7 | 49.0 | 49.0 | 49.3 | 49.3 | 50.0 | 50.3 | 50.3 | 50.3 |
| GE 9000 | 16.1 | 34.6 | 36.2 | 42.3 | 45.0 | 46.3 | 47.3 | 48.7 | 49.0 | 49.0 | 49.3 | 49.3 | 50.0 | 50.3 | 50.3 | 50.3 |
| GE 8000 | 16.1 | 34.6 | 36.2 | 42.3 | 45.0 | 46.3 | 47.3 | 48.7 | 49.0 | 49.0 | 49.3 | 49.3 | 50.0 | 50.3 | 50.3 | 50.3 |
| GE 7000 | 16.1 | 34.6 | 36.2 | 42.3 | 45.0 | 46.3 | 47.3 | 48.7 | 49.0 | 49.0 | 49.3 | 49.3 | 50.0 | 50.3 | 50.3 | 50.3 |
| GE 6000 | 16.1 | 34.6 | 36.2 | 42.3 | 45.0 | 46.3 | 47.3 | 48.7 | 49.0 | 49.0 | 49.3 | 49.3 | 50.0 | 50.3 | 50.3 | 50.3 |
| GE 5000 | 16.1 | 34.6 | 36.2 | 42.3 | 45.0 | 46.3 | 47.3 | 48.7 | 49.0 | 49.0 | 49.3 | 49.3 | 50.0 | 50.3 | 50.3 | 50.3 |
| GE 4500 | 16.4 | 34.9 | 36.6 | 42.6 | 45.3 | 46.6 | 47.7 | 49.0 | 49.3 | 49.3 | 49.7 | 49.7 | 50.3 | 50.7 | 50.7 | 50.7 |
| GE 4000 | 16.8 | 35.2 | 36.9 | 43.0 | 45.6 | 47.0 | 48.0 | 49.3 | 49.7 | 49.7 | 50.0 | 50.0 | 50.7 | 51.0 | 51.0 | 51.0 |
| GE 3500 | 16.8 | 35.9 | 37.6 | 43.6 | 46.3 | 47.7 | 48.7 | 50.0 | 50.3 | 50.3 | 50.7 | 50.7 | 51.3 | 51.7 | 51.7 | 51.7 |
| GE 3000 | 17.1 | 37.2 | 38.9 | 45.3 | 48.0 | 49.3 | 50.3 | 51.7 | 52.0 | 52.0 | 52.3 | 52.3 | 53.0 | 53.4 | 53.4 | 53.4 |
| GE 2500 | 17.8 | 38.9 | 40.6 | 47.3 | 50.7 | 52.0 | 53.0 | 54.7 | 55.0 | 55.0 | 55.4 | 55.4 | 56.0 | 56.4 | 56.4 | 56.4 |
| GE 2000 | 18.1 | 40.9 | 42.0 | 50.3 | 54.0 | 55.4 | 56.7 | 58.4 | 58.7 | 58.7 | 59.1 | 59.1 | 59.7 | 60.1 | 60.1 | 60.1 |
| GE 1800 | 18.5 | 42.3 | 45.3 | 52.7 | 56.4 | 58.1 | 59.4 | 61.1 | 61.4 | 61.4 | 61.7 | 61.7 | 62.4 | 62.8 | 62.8 | 62.8 |
| GE 1600 | 18.8 | 45.6 | 48.. | 56.7 | 60.4 | 62.8 | 64.8 | 66.6 | 67.1 | 67.8 | 68.1 | 68.1 | 68.8 | 69.1 | 69.1 | 69.1 |
| GE 1400 | 20.1 | 51.7 | 55.4 | 67.4 | 71.8 | 75.2 | 77.2 | 79.2 | 80.2 | 81.2 | 81.5 | 81.5 | 82.2 | 82.9 | 82.9 | 82.9 |
| GE 1200 | 21.5 | 55.4 | 59.7 | 72.6 | 78.9 | 82.6 | 84.6 | 86.9 | 88.3 | 89.6 | 89.9 | 89.9 | 90.6 | 91.3 | 91.3 | 91.3 |
| GE 1000 | 21.5 | 56.7 | 61.7 | 74.8 | 81.2 | 85.2 | 87.2 | 89.6 | 91.3 | 92.6 | 93.0 | 93.0 | 93.6 | 94.3 | 94.3 | 94.3 |
| GE 900 | 21.5 | 56.7 | 61.7 | 74.8 | 81.9 | 85.9 | 87.9 | 90.3 | 91.9 | 93.3 | 93.6 | 93.6 | 94.3 | 95.0 | 95.0 | 95.0 |
| GE 800 | 21.5 | 56.7 | 61.7 | 74.8 | 81.9 | 85.9 | 87.9 | 90.3 | 92.3 | 94.0 | 94.6 | 94.6 | 95.3 | 96.0 | 96.0 | 96.0 |
| GE 700 | 21.5 | 56.7 | 61.7 | 74.8 | 81.9 | 85.9 | 87.9 | 90.3 | 92.3 | 94.0 | 96.0 | 96.6 | 97.3 | 98.0 | 98.0 | 98.0 |
| GE 600 | 21.5 | 57.4 | 62.4 | 75.8 | 83.2 | 87.2 | 89.3 | 91.9 | 94.0 | 96.0 | 96.6 | 96.6 | 97.3 | 98.0 | 98.0 | 98.0 |
| GE 500 | 21.5 | 57.4 | 62.4 | 75.8 | 83.2 | 87.2 | 89.3 | 91.9 | 94.0 | 96.0 | 96.6 | 96.6 | 97.3 | 98.0 | 98.0 | 98.0 |
| GE 400 | 21.5 | 57.4 | 62.4 | 75.8 | 83.6 | 87.9 | 89.9 | 92.6 | 94.6 | 96.6 | 97.3 | 97.3 | 98.0 | 98.7 | 98.7 | 98.7 |
| GE 300 | 21.5 | 57.7 | 62.8 | 76.2 | 83.9 | 88.3 | 90.3 | 93.0 | 95.0 | 97.0 | 97.7 | 97.7 | 98.3 | 99.0 | 99.0 | 99.0 |
| GE 200 | 21.5 | 57.7 | 62.8 | 76.5 | 84.2 | 88.6 | 90.6 | 93.3 | 95.3 | 97.3 | 98.0 | 98.0 | 98.7 | 99.3 | 99.3 | 99.3 |
| GE 100 | 21.5 | 57.7 | 62.8 | 76.5 | 84.2 | 88.6 | 90.6 | 93.3 | 95.3 | 97.3 | 98.0 | 98.0 | 98.7 | 99.3 | 99.3 | 99.7 |
| GE 0 | 21.5 | 57.7 | 62.8 | 76.5 | 84.2 | 88.6 | 90.6 | 93.3 | 95.3 | 97.3 | 98.0 | 98.0 | 98.7 | 99.3 | 99.3 | 100.0 |

TOTAL NUMBER OF OBSERVATIONS: 298

GLOBAL CLIMATOLOGY BRANCH
USAFETAC
AIR WEATHER SERVICE/MAC

PERCENTAGE FREQUENCY OF OCCURRENCE OF CEILING VERSUS VISIBILITY
FROM HOURLY OBSERVATIONS

STATION NUMBER: 22550C STATION NAME: ARKHANGELSK USSR

PERIOD OF RECORD: 77-86
MONTH: DEC HOURS(LST): 1800-2000

| CEILING IN FEET | VISIBILITY IN STATUTE MILES | | | | | | | | | | | | | | | |
|---|---|---|---|---|---|---|---|---|---|---|---|---|---|---|---|---|
| | GE 10 | GE 6 | GE 5 | GE 4 | GE 3 | GE 2 1/2 | GE 2 | GE 1 1/2 | GE 1 1/4 | GE 1 | GE 3/4 | GE 5/8 | GE 1/2 | GE 5/16 | GE 1/4 | GE 0 |
| NO CEIL | 19.0 | 19.7 | 20.0 | 20.7 | 20.7 | 21.0 | 21.7 | 22.0 | 22.0 | 22.0 | 22.0 | 22.0 | 22.0 | 22.0 | 22.3 | 22.3 |
| GE 20000 | 19.7 | 21.3 | 22.0 | 22.7 | 23.0 | 24.0 | 25.0 | 25.3 | 25.3 | 25.3 | 25.3 | 25.3 | 25.3 | 25.3 | 25.7 | 25.7 |
| GE 18000 | 19.7 | 21.3 | 22.0 | 22.7 | 23.0 | 24.0 | 25.0 | 25.3 | 25.3 | 25.3 | 25.3 | 25.3 | 25.3 | 25.3 | 25.7 | 25.7 |
| GE 16000 | 19.7 | 21.3 | 22.0 | 22.7 | 23.0 | 24.0 | 25.0 | 25.3 | 25.3 | 25.3 | 25.3 | 25.3 | 25.3 | 25.3 | 25.7 | 25.7 |
| GE 14000 | 19.7 | 21.3 | 22.0 | 22.7 | 23.0 | 24.0 | 25.0 | 25.3 | 25.3 | 25.3 | 25.3 | 25.3 | 25.3 | 25.3 | 25.7 | 25.7 |
| GE 12000 | 19.7 | 21.3 | 22.0 | 22.7 | 23.0 | 24.0 | 25.0 | 25.3 | 25.3 | 25.3 | 25.3 | 25.3 | 25.3 | 25.3 | 25.7 | 25.7 |
| GE 10000 | 16.0 | 36.0 | 38.0 | 39.3 | 40.0 | 42.3 | 43.3 | 44.3 | 44.3 | 44.3 | 44.3 | 44.3 | 44.3 | 44.3 | 44.7 | 44.7 |
| GE 9000 | 16.0 | 36.0 | 38.0 | 39.3 | 40.0 | 42.3 | 43.3 | 44.3 | 44.3 | 44.3 | 44.3 | 44.3 | 44.3 | 44.3 | 44.7 | 44.7 |
| GE 8000 | 16.0 | 36.0 | 38.0 | 39.3 | 40.0 | 42.3 | 43.3 | 44.3 | 44.3 | 44.3 | 44.3 | 44.3 | 44.3 | 44.3 | 44.7 | 44.7 |
| GE 7000 | 16.0 | 36.0 | 38.0 | 39.3 | 40.0 | 42.3 | 43.3 | 44.3 | 44.3 | 44.3 | 44.3 | 44.3 | 44.3 | 44.3 | 44.7 | 44.7 |
| GE 6000 | 16.0 | 36.0 | 38.0 | 39.3 | 40.0 | 42.3 | 43.3 | 44.3 | 44.3 | 44.3 | 44.3 | 44.3 | 44.3 | 44.3 | 44.7 | 44.7 |
| GE 5000 | 16.0 | 36.0 | 38.0 | 39.3 | 40.0 | 42.3 | 43.3 | 44.3 | 44.3 | 44.3 | 44.3 | 44.3 | 44.3 | 44.3 | 44.7 | 44.7 |
| GE 4500 | 16.0 | 36.0 | 38.0 | 39.3 | 40.0 | 42.3 | 43.3 | 44.3 | 44.3 | 44.3 | 44.3 | 44.3 | 44.3 | 44.3 | 44.7 | 44.7 |
| GE 4000 | 16.3 | 37.3 | 39.3 | 40.7 | 41.3 | 43.7 | 44.7 | 45.7 | 45.7 | 45.7 | 45.7 | 45.7 | 45.7 | 45.7 | 46.0 | 46.0 |
| GE 3500 | 16.3 | 37.7 | 39.7 | 41.0 | 41.7 | 44.0 | 45.0 | 46.0 | 46.0 | 46.0 | 46.0 | 46.0 | 46.0 | 46.0 | 46.3 | 46.3 |
| GE 3000 | 17.3 | 40.3 | 42.3 | 43.7 | 44.3 | 46.7 | 47.7 | 48.7 | 48.7 | 48.7 | 48.7 | 48.7 | 48.7 | 48.7 | 49.0 | 49.0 |
| GE 2500 | 18.0 | 41.7 | 43.7 | 45.0 | 45.7 | 48.0 | 49.0 | 50.0 | 50.0 | 50.0 | 50.0 | 50.0 | 50.0 | 50.0 | 50.3 | 50.3 |
| GE 2000 | 18.7 | 45.3 | 48.0 | 50.3 | 51.3 | 53.7 | 54.7 | 55.7 | 55.7 | 55.7 | 55.7 | 55.7 | 55.7 | 55.7 | 56.0 | 56.0 |
| GE 1800 | 19.0 | 47.0 | 50.0 | 53.3 | 54.7 | 57.0 | 58.3 | 59.3 | 59.3 | 59.3 | 59.3 | 59.3 | 59.3 | 59.3 | 59.7 | 59.7 |
| GE 1500 | 21.0 | 53.0 | 57.3 | 61.7 | 64.3 | 67.0 | 68.7 | 69.7 | 69.7 | 69.7 | 69.7 | 69.7 | 69.7 | 69.7 | 70.0 | 70.0 |
| GE 1200 | 23.3 | 59.0 | 66.0 | 72.7 | 77.0 | 79.7 | 82.0 | 83.0 | 83.3 | 83.3 | 83.3 | 83.3 | 83.3 | 83.3 | 83.7 | 83.7 |
| GE 1000 | 23.7 | 62.0 | 69.7 | 78.3 | 83.0 | 87.0 | 89.7 | 91.0 | 91.3 | 91.3 | 91.3 | 91.3 | 91.7 | 91.7 | 92.0 | 92.0 |
| GE 900 | 23.7 | 62.7 | 70.7 | 79.7 | 84.3 | 88.3 | 91.0 | 92.3 | 92.7 | 92.7 | 92.7 | 92.7 | 93.0 | 93.0 | 93.3 | 93.3 |
| GE 800 | 23.7 | 63.0 | 71.3 | 81.3 | 86.3 | 90.3 | 93.0 | 94.3 | 94.7 | 94.7 | 94.7 | 94.7 | 95.0 | 95.0 | 95.3 | 95.3 |
| GE 700 | 23.7 | 63.7 | 72.0 | 82.3 | 87.7 | 91.7 | 94.3 | 95.7 | 96.0 | 96.0 | 96.0 | 96.0 | 96.3 | 96.3 | 96.7 | 96.7 |
| GE 600 | 23.7 | 64.0 | 72.3 | 82.7 | 88.0 | 92.0 | 94.7 | 96.0 | 96.3 | 96.7 | 96.7 | 96.7 | 97.0 | 97.3 | 97.7 | 97.7 |
| GE 500 | 23.7 | 64.0 | 72.3 | 83.0 | 88.3 | 92.3 | 95.0 | 96.3 | 96.7 | 97.3 | 97.3 | 97.3 | 97.7 | 98.0 | 98.3 | 98.3 |
| GE 400 | 23.7 | 64.0 | 72.3 | 83.0 | 88.3 | 92.7 | 95.3 | 96.7 | 97.0 | 97.7 | 97.7 | 97.7 | 98.0 | 98.3 | 98.7 | 98.7 |
| GE 300 | 23.7 | 64.0 | 72.3 | 83.0 | 88.3 | 92.7 | 95.3 | 96.7 | 97.0 | 97.7 | 97.7 | 97.7 | 98.0 | 98.3 | 98.7 | 98.7 |
| GE 200 | 23.7 | 64.0 | 72.3 | 83.0 | 88.3 | 92.7 | 95.3 | 96.7 | 97.0 | 97.7 | 97.7 | 97.7 | 98.3 | 99.0 | 99.3 | 99.3 |
| GE 100 | 23.7 | 64.0 | 72.3 | 83.0 | 88.3 | 92.7 | 95.3 | 96.7 | 97.0 | 97.7 | 97.7 | 97.7 | 98.3 | 99.3 | 99.7 | 99.7 |
| GE 0 | 23.7 | 64.0 | 72.3 | 83.0 | 88.3 | 92.7 | 95.3 | 96.7 | 97.0 | 97.7 | 97.7 | 97.7 | 98.3 | 99.3 | 99.7 | 100.0 |

TOTAL NUMBER OF OBSERVATIONS: 300

GLOBAL CLIMATOLOGY BRANCH
USAFETAC
AIR WEATHER SERVICE/MAC

PERCENTAGE FREQUENCY OF OCCURRENCE OF CEILING VERSUS VISIBILITY
FROM HOURLY OBSERVATIONS

STATION NUMBER: 22550C STATION NAME: ARKHANGELSK USSR PERIOD OF RECORD: 77-86
MONTH: DEC HOURS(LST): 2100-2300

| CEILING IN FEET | VISIBILITY IN STATUTE MILES | | | | | | | | | | | | | | | |
|---|---|---|---|---|---|---|---|---|---|---|---|---|---|---|---|---|
| | GE 10 | GE 6 | GE 5 | GE 4 | GE 3 | GE 2 1/2 | GE 2 | GE 1 1/2 | GE 1 1/4 | GE 1 | GE 3/4 | GE 5/8 | GE 1/2 | GE 5/16 | GE 1/4 | GE 0 |
| NO CEIL | 13.3 | 17.2 | 17.9 | 18.5 | 19.2 | 19.9 | 19.9 | 20.9 | 20.9 | 20.9 | 21.2 | 21.2 | 21.2 | 21.2 | 21.9 | 21.9 |
| GE 20000 | 12.3 | 20.2 | 20.9 | 21.5 | 22.5 | 23.2 | 23.2 | 24.2 | 24.2 | 24.5 | 24.8 | 24.8 | 24.8 | 24.8 | 25.5 | 25.5 |
| GE 18000 | 12.3 | 20.2 | 20.9 | 21.5 | 22.5 | 23.2 | 23.2 | 24.2 | 24.2 | 24.5 | 24.8 | 24.8 | 24.8 | 24.8 | 25.5 | 25.5 |
| GE 16000 | 12.3 | 20.2 | 20.9 | 21.5 | 22.5 | 23.2 | 23.2 | 24.2 | 24.2 | 24.5 | 24.8 | 24.8 | 24.8 | 24.8 | 25.5 | 25.5 |
| GE 14000 | 12.3 | 20.2 | 20.9 | 21.5 | 22.5 | 23.2 | 23.2 | 24.2 | 24.2 | 24.5 | 24.8 | 24.8 | 24.8 | 24.8 | 25.5 | 25.5 |
| GE 12000 | 12.3 | 20.2 | 20.9 | 21.5 | 22.5 | 23.2 | 23.2 | 24.2 | 24.2 | 24.5 | 24.8 | 24.8 | 24.8 | 24.8 | 25.5 | 25.5 |
| GE 10000 | 16.2 | 32.5 | 35.1 | 40.1 | 42.1 | 43.4 | 43.7 | 44.7 | 44.7 | 45.0 | 45.4 | 45.4 | 45.4 | 45.4 | 46.0 | 46.0 |
| GE 9000 | 16.2 | 32.5 | 35.1 | 40.1 | 42.1 | 43.4 | 43.7 | 44.7 | 44.7 | 45.0 | 45.4 | 45.4 | 45.4 | 45.4 | 46.0 | 46.0 |
| GE 8000 | 16.2 | 32.5 | 35.1 | 40.1 | 42.1 | 43.4 | 43.7 | 44.7 | 44.7 | 45.0 | 45.4 | 45.4 | 45.4 | 45.4 | 46.0 | 46.0 |
| GE 7000 | 16.2 | 32.5 | 35.4 | 40.4 | 42.4 | 43.7 | 44.0 | 45.0 | 45.0 | 45.4 | 45.7 | 45.7 | 45.7 | 45.7 | 46.4 | 46.4 |
| GE 6000 | 16.2 | 32.5 | 35.4 | 40.4 | 42.4 | 43.7 | 44.0 | 45.0 | 45.0 | 45.4 | 45.7 | 45.7 | 45.7 | 45.7 | 46.4 | 46.4 |
| GE 5000 | 16.2 | 32.5 | 35.4 | 40.4 | 42.4 | 43.7 | 44.0 | 45.0 | 45.0 | 45.4 | 45.7 | 45.7 | 45.7 | 45.7 | 46.4 | 46.4 |
| GE 4500 | 16.2 | 32.8 | 35.8 | 40.7 | 42.7 | 44.0 | 44.4 | 45.4 | 45.4 | 45.7 | 46.0 | 46.0 | 46.0 | 46.0 | 46.7 | 46.7 |
| GE 4000 | 16.6 | 33.8 | 36.8 | 41.7 | 43.7 | 45.0 | 45.4 | 46.7 | 46.7 | 47.0 | 47.4 | 47.4 | 47.4 | 47.4 | 48.0 | 48.0 |
| GE 3500 | 16.6 | 33.8 | 37.1 | 42.1 | 44.0 | 45.4 | 45.7 | 47.0 | 47.0 | 47.4 | 47.7 | 47.7 | 47.7 | 47.7 | 48.3 | 48.3 |
| GE 3000 | 16.9 | 35.1 | 38.4 | 43.4 | 45.4 | 46.7 | 47.0 | 48.3 | 48.3 | 48.7 | 49.0 | 49.0 | 49.0 | 49.0 | 49.7 | 49.7 |
| GE 2500 | 16.9 | 37.1 | 40.7 | 45.7 | 47.7 | 49.0 | 49.3 | 50.7 | 50.7 | 51.0 | 51.3 | 51.3 | 51.3 | 51.3 | 52.0 | 52.0 |
| GE 2000 | 19.9 | 43.7 | 47.4 | 52.6 | 54.6 | 56.3 | 56.6 | 57.9 | 57.9 | 58.3 | 58.6 | 58.6 | 58.6 | 58.6 | 59.3 | 59.3 |
| GE 1800 | 20.5 | 46.0 | 50.7 | 56.0 | 58.3 | 59.9 | 60.3 | 61.6 | 61.6 | 61.9 | 62.3 | 62.3 | 62.3 | 62.3 | 62.9 | 62.9 |
| GE 1600 | 21.9 | 50.3 | 55.6 | 61.6 | 65.2 | 66.9 | 67.2 | 68.5 | 68.5 | 68.9 | 69.2 | 69.2 | 69.2 | 69.5 | 70.2 | 70.2 |
| GE 1200 | 23.8 | 57.9 | 64.6 | 72.8 | 78.5 | 81.1 | 81.8 | 83.4 | 83.4 | 84.4 | 84.8 | 84.8 | 84.8 | 85.1 | 85.8 | 85.8 |
| GE 1000 | 24.5 | 60.6 | 67.9 | 77.8 | 85.1 | 87.7 | 88.7 | 90.7 | 90.7 | 92.4 | 92.7 | 92.7 | 92.7 | 93.0 | 93.7 | 93.7 |
| GE 900 | 24.5 | 60.9 | 68.2 | 78.1 | 85.8 | 88.7 | 89.7 | 91.7 | 91.7 | 93.4 | 94.0 | 94.0 | 94.0 | 94.4 | 95.0 | 95.0 |
| GE 800 | 24.5 | 61.6 | 68.9 | 78.8 | 86.4 | 89.4 | 90.4 | 92.4 | 92.4 | 94.0 | 94.7 | 94.7 | 94.7 | 95.0 | 95.7 | 95.7 |
| GE 700 | 24.8 | 62.3 | 69.9 | 80.5 | 88.7 | 91.7 | 92.7 | 95.0 | 95.0 | 96.7 | 97.4 | 97.4 | 97.4 | 97.7 | 98.3 | 98.3 |
| GE 600 | 24.8 | 62.6 | 70.2 | 81.1 | 89.4 | 92.4 | 93.4 | 95.7 | 95.7 | 97.4 | 98.0 | 98.0 | 98.0 | 98.3 | 99.0 | 99.0 |
| GE 500 | 24.8 | 62.9 | 70.5 | 81.5 | 89.7 | 92.7 | 93.7 | 96.0 | 96.0 | 97.7 | 98.3 | 98.3 | 98.3 | 98.7 | 99.3 | 99.3 |
| GE 400 | 24.8 | 62.9 | 70.5 | 81.5 | 89.7 | 92.7 | 93.7 | 96.0 | 96.0 | 97.7 | 98.3 | 98.3 | 98.3 | 98.7 | 99.3 | 99.3 |
| GE 300 | 25.2 | 63.2 | 70.9 | 81.8 | 90.1 | 93.0 | 94.0 | 96.4 | 96.4 | 98.0 | 98.7 | 98.7 | 98.7 | 99.0 | 99.7 | 99.7 |
| GE 200 | 25.2 | 63.2 | 70.9 | 81.8 | 90.1 | 93.0 | 94.0 | 96.4 | 96.4 | 98.0 | 98.7 | 98.7 | 98.7 | 99.0 | 99.7 | 99.7 |
| GE 100 | 25.2 | 63.6 | 71.2 | 82.1 | 90.4 | 93.4 | 94.4 | 96.7 | 96.7 | 98.3 | 99.0 | 99.0 | 99.0 | 99.3 | 100.0 | 100.0 |
| GE 0 | 25.2 | 63.6 | 71.2 | 82.1 | 90.4 | 93.4 | 94.4 | 96.7 | 96.7 | 98.3 | 99.0 | 99.0 | 99.0 | 99.3 | 100.0 | 100.0 |

TOTAL NUMBER OF OBSERVATIONS: 302

GLOBAL CLIMATOLOGY BRANCH
USAFETAC
AIR WEATHER SERVICE/MAC

PERCENTAGE FREQUENCY OF OCCURRENCE OF CEILING VERSUS VISIBILITY
FROM HOURLY OBSERVATIONS

STATION NUMBER: 22550C STATION NAME: ARKHANGELSK USSR PERIOD OF RECORD: 77-86
MONTH: DEC HOURS(LST): ALL

| CEILING IN FEET | VISIBILITY IN STATUTE MILES | | | | | | | | | | | | | | | |
|---|---|---|---|---|---|---|---|---|---|---|---|---|---|---|---|---|
| | GE 10 | GE 6 | GE 5 | GE 4 | GE 3 | GE 2 1/2 | GE 2 | GE 1 1/2 | GE 1 1/4 | GE 1 | GE 3/4 | GE 5/8 | GE 1/2 | GE 5/16 | GE 1/4 | GE 0 |
| NO CEIL | 9.1 | 15.5 | 16.1 | 16.7 | 17.1 | 17.3 | 17.7 | 18.2 | 18.3 | 18.3 | 18.3 | 18.3 | 18.5 | 18.5 | 18.7 | 18.7 |
| GE 20000 | 11.1 | 19.[illegible] | 19.9 | 20.8 | 21.4 | 22.0 | 22.5 | 23.3 | 23.3 | 23.4 | 23.6 | 23.6 | 23.7 | 23.8 | 24.0 | 24.0 |
| GE 18000 | 11.1 | 19.0 | 19.9 | 20.8 | 21.4 | 22.0 | 22.5 | 23.3 | 23.3 | 23.4 | 23.6 | 23.6 | 23.7 | 23.8 | 24.0 | 24.0 |
| GE 16000 | 11.1 | 19.0 | 19.9 | 20.8 | 21.4 | 22.0 | 22.5 | 23.3 | 23.3 | 23.4 | 23.6 | 23.6 | 23.7 | 23.8 | 24.0 | 24.0 |
| GE 14000 | 11.1 | 19.0 | 19.9 | 20.8 | 21.4 | 22.0 | 22.5 | 23.3 | 23.3 | 23.4 | 23.6 | 23.6 | 23.7 | 23.8 | 24.0 | 24.0 |
| GE 12000 | 11.1 | 19.0 | 19.9 | 20.8 | 21.4 | 22.0 | 22.5 | 23.3 | 23.3 | 23.4 | 23.6 | 23.6 | 23.7 | 23.8 | 24.0 | 24.0 |
| GE 10000 | 16.2 | 32.7 | 35.1 | 39.4 | 41.1 | 42.5 | 43.5 | 44.5 | 44.8 | 44.9 | 45.2 | 45.2 | 45.4 | 45.5 | 45.6 | 45.7 |
| GE 9000 | 16.3 | 32.7 | 35.2 | 39.5 | 41.2 | 42.5 | 43.6 | 44.6 | 44.8 | 45.0 | 45.2 | 45.2 | 45.4 | 45.5 | 45.7 | 45.7 |
| GE 8000 | 16.3 | 32.7 | 35.2 | 39.5 | 41.2 | 42.5 | 43.6 | 44.6 | 44.8 | 45.0 | 45.2 | 45.2 | 45.4 | 45.5 | 45.7 | 45.7 |
| GE 7000 | 16.3 | 32.8 | 35.4 | 39.7 | 41.3 | 42.7 | 43.7 | 44.8 | 45.0 | 45.1 | 45.4 | 45.4 | 45.6 | 45.7 | 45.8 | 45.9 |
| GE 6000 | 16.3 | 32.8 | 35.4 | 39.7 | 41.3 | 42.7 | 43.7 | 44.8 | 45.0 | 45.1 | 45.4 | 45.4 | 45.6 | 45.7 | 45.8 | 45.9 |
| GE 5000 | 16.3 | 32.8 | 35.4 | 39.7 | 41.3 | 42.7 | 43.7 | 44.8 | 45.0 | 45.1 | 45.4 | 45.4 | 45.6 | 45.7 | 45.8 | 45.9 |
| GE 4500 | 16.4 | 33.0 | 35.6 | 39.8 | 41.5 | 42.8 | 43.9 | 44.9 | 45.1 | 45.3 | 45.5 | 45.5 | 45.7 | 45.8 | 46.0 | 46.0 |
| GE 4000 | 16.9 | 33.6 | 36.3 | 40.6 | 42.4 | 43.7 | 44.8 | 45.8 | 46.0 | 46.2 | 46.4 | 46.4 | 46.6 | 46.7 | 46.9 | 46.9 |
| GE 3500 | 17.2 | 34.3 | 36.9 | 41.2 | 42.9 | 44.3 | 45.3 | 46.4 | 46.6 | 46.8 | 47.0 | 47.0 | 47.2 | 47.3 | 47.5 | 47.5 |
| GE 3000 | 17.7 | 35.3 | 37.9 | 42.3 | 44.1 | 45.4 | 46.5 | 47.5 | 47.7 | 47.9 | 48.2 | 48.2 | 48.4 | 48.5 | 48.6 | 48.7 |
| GE 2500 | 18.5 | 37.2 | 40.1 | 44.8 | 46.6 | 48.0 | 49.1 | 50.1 | 50.4 | 50.5 | 50.8 | 50.8 | 51.0 | 51.1 | 51.2 | 51.3 |
| GE 2000 | 19.6 | 40.5 | 43.9 | 49.3 | 51.5 | 52.9 | 54.0 | 55.2 | 55.4 | 55.6 | 55.8 | 55.8 | 56.0 | 56.1 | 56.3 | 56.3 |
| GE 1800 | 20.1 | 42.7 | 46.6 | 52.7 | 55.2 | 56.7 | 57.9 | 59.0 | 59.2 | 59.4 | 59.7 | 59.7 | 59.9 | 60.0 | 60.1 | 60.2 |
| GE 1600 | 21.6 | 48.4 | 52.9 | 60.5 | 63.8 | 65.7 | 67.0 | 68.3 | 68.6 | 68.9 | 69.2 | 69.2 | 69.4 | 69.6 | 69.7 | 69.8 |
| GE 1200 | 23.2 | 54.2 | 60.5 | 70.8 | 75.6 | 76.3 | 79.8 | 81.3 | 81.9 | 82.5 | 82.9 | 82.9 | 83.2 | 83.4 | 83.6 | 83.6 |
| GE 1000 | 23.9 | 57.6 | 63.9 | 76.1 | 81.9 | 85.1 | 86.9 | 88.6 | 89.3 | 90.2 | 90.6 | 90.6 | 90.9 | 91.2 | 91.4 | 91.4 |
| GE 900 | 24.0 | 57.6 | 64.7 | 77.4 | 83.5 | 86.9 | 88.7 | 90.5 | 91.3 | 92.2 | 92.6 | 92.6 | 93.0 | 93.2 | 93.4 | 93.4 |
| GE 800 | 24.0 | 58.2 | 65.5 | 78.7 | 85.2 | 88.5 | 90.4 | 92.3 | 93.2 | 94.1 | 94.5 | 94.5 | 94.9 | 95.1 | 95.3 | 95.3 |
| GE 700 | 24.1 | 58.7 | 66.[illegible] | 79.4 | 86.1 | 89.6 | 91.5 | 93.6 | 94.5 | 95.5 | 96.0 | 96.0 | 96.4 | 96.6 | 96.8 | 96.9 |
| GE 600 | 24.1 | 59.0 | 66.4 | 80.1 | 87.1 | 90.6 | 92.5 | 94.6 | 95.6 | 96.8 | 97.3 | 97.3 | 97.6 | 97.9 | 98.1 | 98.2 |
| GE 500 | 24.1 | 59.1 | 66.5 | 80.2 | 87.3 | 90.9 | 92.8 | 94.9 | 96.0 | 97.2 | 97.6 | 97.6 | 98.0 | 98.4 | 98.6 | 98.7 |
| GE 400 | 24.1 | 59.1 | 66.5 | 80.3 | 87.4 | 91.2 | 93.1 | 95.3 | 96.3 | 97.6 | 98.0 | 98.0 | 98.4 | 98.7 | 98.9 | 99.0 |
| GE 300 | 24.2 | 59.2 | 66.6 | 80.4 | 87.6 | 91.4 | 93.3 | 95.4 | 96.5 | 97.7 | 98.2 | 98.2 | 98.6 | 98.9 | 99.1 | 99.2 |
| GE 200 | 24.2 | 59.2 | 66.6 | 80.5 | 87.6 | 91.4 | 93.3 | 95.5 | 96.5 | 97.8 | 98.2 | 98.2 | 98.8 | 99.3 | 99.5 | 99.6 |
| GE 100 | 24.2 | 59.3 | 66.7 | 80.5 | 87.7 | 91.4 | 93.4 | 95.5 | 96.6 | 97.8 | 98.3 | 98.3 | 98.9 | 99.4 | 99.7 | 99.9 |
| GE 0 | 24.2 | 59.3 | 66.7 | 80.5 | 87.7 | 91.4 | 93.4 | 95.5 | 96.6 | 97.8 | 98.3 | 98.3 | 98.9 | 99.4 | 99.7 | 100.0 |

TOTAL NUMBER OF OBSERVATIONS: 2373

GLOBAL CLIMATOLOGY BRANCH
USAFETAC
AIR WEATHER SERVICE/MAC

PERCENTAGE FREQUENCY OF OCCURRENCE OF CEILING VERSUS VISIBILITY
FROM HOURLY OBSERVATIONS

STATION NUMBER: 225CC STATION NAME: ARKHANGELSK USSR PERIOD OF RECORD: 77-87
MONTH: ALL HOURS(LST): ALL

| CEILING IN FEET | VISIBILITY IN STATUTE MILES | | | | | | | | | | | | | | | |
|---|---|---|---|---|---|---|---|---|---|---|---|---|---|---|---|---|
| | GE 10 | GE 6 | GE 5 | GE 4 | GE 3 | GE 2 1/2 | GE 2 | GE 1 1/2 | GE 1 1/4 | GE 1 | GE 3/4 | GE 5/8 | GE 1/2 | GE 5/16 | GE 1/4 | GE 0 |
| NO CEIL | 16.8 | 23.3 | 24.0 | 24.6 | 24.9 | 25.0 | 25.2 | 25.3 | 25.4 | 25.4 | 25.5 | 25.5 | 25.6 | 25.7 | 25.7 | 25.8 |
| GE 20000 | 28.3 | 28.8 | 29.8 | 30.7 | 31.1 | 31.4 | 31.6 | 31.7 | 31.8 | 31.9 | 32.0 | 32.0 | 32.1 | 32.2 | 32.2 | 32.3 |
| GE 18000 | 28.3 | 28.8 | 29.8 | 30.7 | 31.2 | 31.4 | 31.6 | 31.7 | 31.8 | 31.9 | 32.0 | 32.0 | 32.1 | 32.2 | 32.2 | 32.3 |
| GE 16000 | 28.3 | 28.8 | 29.8 | 30.7 | 31.2 | 31.4 | 31.6 | 31.7 | 31.8 | 31.9 | 32.0 | 32.0 | 32.1 | 32.2 | 32.2 | 32.3 |
| GE 14000 | 28.3 | 28.8 | 29.8 | 30.7 | 31.2 | 31.4 | 31.6 | 31.7 | 31.8 | 31.9 | 32.0 | 32.0 | 32.1 | 32.2 | 32.2 | 32.3 |
| GE 12000 | 28.3 | 28.8 | 29.8 | 30.7 | 31.2 | 31.4 | 31.6 | 31.7 | 31.8 | 31.9 | 32.0 | 32.0 | 32.1 | 32.2 | 32.2 | 32.3 |
| GE 10000 | 33.0 | 45.6 | 47.5 | 49.9 | 50.9 | 51.5 | 51.9 | 52.2 | 52.4 | 52.5 | 52.7 | 52.7 | 52.8 | 53.0 | 53.0 | 53.1 |
| GE 9000 | 33.0 | 45.6 | 47.5 | 49.9 | 51.0 | 51.5 | 51.9 | 52.2 | 52.4 | 52.5 | 52.7 | 52.7 | 52.9 | 53.0 | 53.0 | 53.1 |
| GE 8000 | 33.0 | 45.6 | 47.5 | 49.9 | 51.0 | 51.5 | 51.9 | 52.2 | 52.4 | 52.6 | 52.7 | 52.7 | 52.9 | 53.0 | 53.0 | 53.1 |
| GE 7000 | 33.0 | 45.6 | 47.6 | 50.0 | 51.0 | 51.6 | 52.0 | 52.3 | 52.4 | 52.6 | 52.8 | 52.8 | 52.9 | 53.0 | 53.1 | 53.2 |
| GE 6000 | 33.0 | 45.6 | 47.6 | 50.0 | 51.0 | 51.6 | 52.0 | 52.3 | 52.5 | 52.6 | 52.8 | 52.8 | 52.9 | 53.0 | 53.1 | 53.2 |
| GE 5000 | 33.2 | 45.9 | 47.6 | 50.2 | 51.3 | 51.9 | 52.2 | 52.6 | 52.7 | 52.9 | 53.0 | 53.0 | 53.2 | 53.3 | 53.3 | 53.4 |
| GE 4500 | 33.4 | 46.2 | 48.2 | 50.7 | 51.7 | 52.3 | 52.6 | 53.0 | 53.1 | 53.3 | 53.5 | 53.5 | 53.6 | 53.7 | 53.8 | 53.9 |
| GE 4000 | 34.2 | 47.6 | 49.6 | 52.0 | 53.1 | 53.7 | 54.0 | 54.4 | 54.6 | 54.7 | 54.9 | 54.9 | 55.0 | 55.1 | 55.2 | 55.3 |
| GE 3500 | 37.1 | 48.6 | 50.6 | 53.1 | 54.2 | 54.8 | 55.2 | 55.5 | 55.7 | 55.8 | 56.0 | 56.0 | 56.1 | 56.3 | 56.3 | 56.4 |
| GE 3000 | 38.2 | 50.4 | 52.5 | 55.0 | 56.1 | 56.7 | 57.1 | 57.4 | 57.6 | 57.7 | 57.9 | 57.9 | 58.1 | 58.2 | 58.2 | 58.3 |
| GE 2500 | 36.3 | 55.3 | 57.6 | 60.3 | 61.5 | 62.1 | 62.5 | 62.8 | 63.0 | 63.2 | 63.3 | 63.4 | 63.5 | 63.6 | 63.6 | 63.8 |
| GE 2000 | 38.4 | 59.7 | 62.3 | 65.4 | 66.7 | 67.4 | 67.8 | 68.2 | 68.4 | 68.6 | 68.8 | 68.8 | 68.9 | 69.0 | 69.1 | 69.2 |
| GE 1800 | 39.4 | 62.0 | 64.9 | 68.3 | 69.8 | 70.6 | 71.0 | 71.4 | 71.6 | 71.8 | 72.0 | 72.0 | 72.2 | 72.3 | 72.3 | 72.4 |
| GE 1500 | 41.0 | 66.4 | 69.7 | 73.9 | 75.7 | 76.6 | 77.1 | 77.6 | 77.9 | 78.1 | 78.3 | 78.3 | 78.5 | 78.6 | 78.6 | 78.8 |
| GE 1200 | 43.1 | 72.3 | 76.5 | 82.2 | 84.7 | 86.1 | 86.8 | 87.5 | 87.9 | 88.2 | 88.4 | 88.5 | 88.7 | 88.8 | 88.9 | 89.0 |
| GE 1000 | 43.7 | 74.5 | 79.1 | 85.7 | 89.6 | 90.2 | 91.2 | 92.0 | 92.4 | 92.9 | 93.1 | 93.2 | 93.4 | 93.6 | 93.6 | 93.7 |
| GE 900 | 43.8 | 75.1 | 79.8 | 86.5 | 89.6 | 91.3 | 92.3 | 93.2 | 93.7 | 94.2 | 94.4 | 94.5 | 94.7 | 94.9 | 95.0 | 95.1 |
| GE 800 | 43.9 | 75.4 | 80.3 | 87.2 | 90.4 | 92.2 | 93.2 | 94.2 | 94.7 | 95.2 | 95.5 | 95.6 | 95.9 | 96.0 | 96.1 | 96.2 |
| GE 700 | 44.0 | 75.9 | 80.9 | 88.0 | 91.3 | 93.2 | 94.2 | 95.3 | 95.9 | 96.4 | 96.7 | 96.8 | 97.1 | 97.3 | 97.3 | 97.5 |
| GE 600 | 44.0 | 76.1 | 81.1 | 88.4 | 91.8 | 93.7 | 94.8 | 95.9 | 96.5 | 97.1 | 97.5 | 97.6 | 97.9 | 98.0 | 98.1 | 98.2 |
| GE 500 | 44.0 | 76.2 | 81.3 | 88.6 | 92.0 | 94.0 | 95.1 | 96.2 | 96.9 | 97.5 | 97.8 | 97.9 | 98.2 | 98.4 | 98.5 | 98.6 |
| GE 400 | 44.0 | 76.2 | 81.4 | 88.7 | 92.2 | 94.2 | 95.3 | 96.4 | 97.1 | 97.7 | 98.1 | 98.2 | 98.5 | 98.7 | 98.8 | 98.9 |
| GE 300 | 44.0 | 76.3 | 81.4 | 88.8 | 92.3 | 94.2 | 95.4 | 96.5 | 97.2 | 97.8 | 98.2 | 98.3 | 98.6 | 98.8 | 98.9 | 99.0 |
| GE 200 | 44.0 | 76.3 | 81.4 | 88.8 | 92.3 | 94.2 | 95.4 | 96.5 | 97.2 | 97.8 | 98.2 | 98.3 | 98.8 | 99.2 | 99.3 | 99.4 |
| GE 100 | 44.0 | 76.3 | 81.4 | 88.8 | 92.3 | 94.2 | 95.4 | 96.5 | 97.2 | 97.8 | 98.2 | 98.3 | 98.8 | 99.3 | 99.5 | 99.9 |
| GE 0 | 44.0 | 76.3 | 81.4 | 88.8 | 92.3 | 94.3 | 95.4 | 96.5 | 97.2 | 97.8 | 98.2 | 98.4 | 98.9 | 99.3 | 99.5 | 100.0 |

TOTAL NUMBER OF OBSERVATIONS: 27914

GLOBAL CLIMATOLOGY BRANCH
USAFETAC
AIR WEATHER SERVICE/MAC

PERCENTAGE FREQUENCY OF OCCURRENCE OF SKY COVER
FROM HOURLY OBSERVATIONS

STATION NUMBER: 22550 STATION NAME: ARKHANGELSK USSR PERIOD OF RECORD: 78-87
MONTH: JAN

PERCENTAGE FREQUENCY OF TENTHS OF TOTAL SKY COVER

| HOURS (LST) | 0 | 1 | 2 | 3 | 4 | 5 | 6 | 7 | 8 | 9 | 10 | MEAN | TOTAL OBS |
|---|---|---|---|---|---|---|---|---|---|---|---|---|---|
| 00-02 | 13.8 | 1.6 | | 5.2 | 2.6 | .7 | .7 | | 1.3 | 15.7 | 58.4 | 7.7 | 305 |
| 03-05 | 15.6 | .3 | | 3.0 | 4.0 | 1.0 | 1.7 | | 3.0 | 12.9 | 59.6 | 7.7 | 302 |
| 06-08 | 14.4 | .3 | | 6.7 | 2.3 | 1.3 | 1.0 | | 1.3 | 12.7 | 59.9 | 7.7 | 299 |
| 09-11 | 8.6 | 2.5 | | 4.3 | 2.5 | .7 | 1.4 | | 3.6 | 12.5 | 63.8 | 8.2 | 279 |
| 12-14 | 7.4 | 1.7 | | 4.7 | 2.7 | .3 | .3 | | 5.7 | 9.1 | 68.0 | 8.4 | 297 |
| 15-17 | 3.9 | 2.0 | | 5.2 | 2.6 | .3 | 2.6 | | 2.3 | 11.8 | 69.2 | 8.6 | 305 |
| 18-20 | 10.9 | 1.6 | | 4.6 | 4.6 | .7 | 2.0 | | 3.9 | 14.5 | 57.2 | 7.8 | 304 |
| 21-23 | 14.7 | 1.3 | | 5.2 | 2.0 | 1.0 | 1.6 | | 2.9 | 13.7 | 57.5 | 7.6 | 306 |
| TOTALS | 11.2 | 1.4 | | 4.9 | 2.9 | .8 | 1.4 | | 3.0 | 12.9 | 61.6 | 8.0 | 2397 |

STATION NUMBER: 22550 STATION NAME: ARKHANGELSK USSR PERIOD OF RECORD: 78-87
MONTH: FEB

PERCENTAGE FREQUENCY OF TENTHS OF TOTAL SKY COVER

| HOURS (LST) | 0 | 1 | 2 | 3 | 4 | 5 | 6 | 7 | 8 | 9 | 10 | MEAN | TOTAL OBS |
|---|---|---|---|---|---|---|---|---|---|---|---|---|---|
| 00-02 | 19.0 | 1.1 | | 3.6 | 2.6 | .4 | 2.2 | | 2.6 | 12.0 | 56.6 | 7.3 | 274 |
| 03-05 | 17.5 | .7 | | 4.7 | 2.6 | | 1.1 | | 2.2 | 13.5 | 57.7 | 7.5 | 274 |
| 06-08 | 14.2 | 1.1 | | 4.4 | 4.0 | | 2.2 | | 2.9 | 15.0 | 56.2 | 7.6 | 274 |
| 09-11 | 5.6 | | | 2.6 | 2.4 | .4 | 1.6 | | 4.4 | 12.3 | 70.6 | 8.8 | 252 |
| 12-14 | 7.1 | 1.4 | | 6.0 | 3.9 | .7 | 2.8 | | 5.3 | 13.1 | 59.6 | 8.1 | 282 |
| 15-17 | 7.2 | 1.8 | | 5.6 | 4.0 | .7 | 1.1 | | 5.1 | 13.0 | 61.4 | 8.2 | 277 |
| 18-20 | 9.6 | 1.5 | | 6.8 | 4.4 | | 1.8 | | 3.3 | 14.0 | 56.6 | 7.8 | 272 |
| 21-23 | 20.1 | | | 2.9 | 3.3 | .7 | 3.3 | | 5.8 | 10.6 | 53.3 | 7.2 | 274 |
| TOTALS | 12.5 | 1.0 | | 4.9 | 3.4 | .4 | 2.0 | | 4.0 | 12.9 | 59.0 | 7.8 | 2179 |

GLOBAL CLIMATOLOGY BRANCH
USAFETAC
AIR WEATHER SERVICE/MAC

PERCENTAGE FREQUENCY OF OCCURRENCE OF SKY COVER
FROM HOURLY OBSERVATIONS

STATION NUMBER: 22550C STATION NAME: ARKHANGELSK USSR PERIOD OF RECORD: 78-87
MONTH: MAR

PERCENTAGE FREQUENCY OF TENTHS OF TOTAL SKY COVER

| HOURS (LST) | 0 | 1 | 2 | 3 | 4 | 5 | 6 | 7 | 8 | 9 | 10 | MEAN | TOTAL OBS |
|---|---|---|---|---|---|---|---|---|---|---|---|---|---|
| 00-02 | 23.9 | 1.3 | | 3.6 | 1.6 | .3 | 2.0 | | 3.3 | 18.6 | 45.4 | 6.8 | 306 |
| 03-05 | 21.1 | 1.0 | | 5.6 | 1.6 | .3 | 2.6 | | 3.9 | 20.4 | 43.4 | 6.9 | 304 |
| 06-08 | 7.9 | 3.0 | | 7.6 | 2.0 | | .7 | | 3.6 | 19.8 | 55.4 | 8.0 | 303 |
| 09-11 | 7.2 | 1.1 | | 6.1 | 5.4 | .4 | 2.5 | | 5.0 | 16.5 | 55.8 | 8.0 | 278 |
| 12-14 | 7.3 | 2.3 | | 4.3 | 6.3 | .7 | 3.0 | | 4.3 | 17.2 | 54.8 | 8.0 | 303 |
| 15-17 | 4.9 | 1.0 | | 10.2 | 4.9 | 2.0 | 2.6 | | 4.9 | 16.1 | 53.3 | 7.9 | 304 |
| 18-20 | 7.6 | 1.7 | | 5.9 | 5.0 | 1.0 | 2.0 | | 4.0 | 18.5 | 54.5 | 8.0 | 303 |
| 21-23 | 20.1 | 1.0 | | 6.9 | 3.3 | 1.3 | 2.3 | | 3.3 | 19.1 | 42.8 | 6.8 | 304 |
| TOTALS | 12.5 | 1.6 | | 6.3 | 3.8 | .8 | 2.2 | | 4.0 | 18.3 | 50.7 | 7.6 | 2405 |

STATION NUMBER: 22550C STATION NAME: ARKHANGELSK USSR PERIOD OF RECORD: 79-87
MONTH: APR

PERCENTAGE FREQUENCY OF TENTHS OF TOTAL SKY COVER

| HOURS (LST) | 0 | 1 | 2 | 3 | 4 | 5 | 6 | 7 | 8 | 9 | 10 | MEAN | TOTAL OBS |
|---|---|---|---|---|---|---|---|---|---|---|---|---|---|
| 00-02 | 24.7 | 3.7 | | 11.3 | 1.0 | .3 | 2.1 | | 4.8 | 15.8 | 37.3 | 6.1 | 292 |
| 03-05 | 18.4 | 3.4 | | 8.5 | 1.0 | .3 | 2.7 | | 7.1 | 20.7 | 37.8 | 6.7 | 294 |
| 06-08 | 9.5 | 2.0 | | 6.4 | 1.7 | 1.0 | 2.7 | | 4.7 | 23.0 | 49.0 | 7.6 | 296 |
| 09-11 | 10.3 | 2.2 | | 5.5 | 4.4 | .7 | 2.2 | | 5.2 | 22.1 | 47.2 | 7.7 | 271 |
| 12-14 | 9.4 | 3.0 | | 6.4 | 3.7 | 1.7 | 3.0 | | 4.1 | 21.1 | 44.6 | 7.7 | 298 |
| 15-17 | 5.1 | 4.1 | | 8.1 | 6.1 | 1.0 | 3.4 | | 8.5 | 20.7 | 43.1 | 7.6 | 295 |
| 18-20 | 6.5 | 3.8 | | 8.9 | 4.5 | 1.0 | 4.1 | | 5.1 | 18.2 | 47.9 | 7.6 | 292 |
| 21-23 | 12.2 | 4.1 | | 11.9 | 5.1 | .7 | 2.0 | | 3.4 | 20.3 | 40.3 | 6.9 | 295 |
| TOTALS | 12.0 | 3.9 | | 8.4 | 3.4 | .8 | 2.8 | | 6.0 | 20.2 | 43.4 | 7.3 | 2333 |

GLOBAL CLIMATOLOGY BRANCH
USAFETAC
AIR WEATHER SERVICE/MAC

PERCENTAGE FREQUENCY OF OCCURRENCE OF SKY COVER
FROM HOURLY OBSERVATIONS

STATION NUMBER: 22550 STATION NAME: ARKHANGELSK USSR PERIOD OF RECORD: 78-87
MONTH: MAY

PERCENTAGE FREQUENCY OF TENTHS OF TOTAL SKY COVER

| HOURS (EST) | 0 | 1 | 2 | 3 | 4 | 5 | 6 | 7 | 8 | 9 | 10 | MEAN | TOTAL OBS |
|---|---|---|---|---|---|---|---|---|---|---|---|---|---|
| 00-02 | 7.2 | 3.3 | | 11.1 | 8.2 | 1.3 | 4.9 | | 7.2 | 21.0 | 35.7 | 7.1 | 305 |
| 03-05 | 5.6 | 3.6 | | 9.8 | 5.9 | 1.6 | 2.6 | | 5.6 | 25.2 | 40.0 | 7.5 | 305 |
| 06-08 | 7.6 | 2.3 | | 7.6 | 3.0 | .7 | 2.3 | | 6.0 | 24.6 | 43.9 | 7.8 | 301 |
| 09-11 | 6.3 | 2.3 | | 7.0 | 3.6 | .7 | 2.0 | | 8.6 | 22.5 | 47.0 | 7.9 | 302 |
| 12-14 | 4.6 | 1.3 | | 7.5 | 6.2 | 2.0 | 5.6 | | 11.8 | 20.0 | 41.0 | 7.6 | 305 |
| 15-17 | 4.3 | 3.6 | | 7.6 | 5.0 | 2.3 | 7.3 | | 7.3 | 25.7 | 37.0 | 7.6 | 303 |
| 18-20 | 5.7 | 4.7 | | 8.4 | 7.4 | 1.3 | 4.3 | | 9.4 | 24.4 | 34.4 | 7.3 | 299 |
| 21-23 | 6.2 | 4.2 | | 8.1 | 8.8 | 1.6 | 4.2 | | 5.9 | 23.5 | 37.5 | 7.3 | 307 |
| TOTALS | 5.9 | 3.2 | | 8.4 | 6.0 | 1.4 | 4.2 | | 8.0 | 23.4 | 39.6 | 7.5 | 2427 |

STATION NUMBER: 22550 STATION NAME: ARKHANGELSK USSR PERIOD OF RECORD: 78-87
MONTH: JUN

PERCENTAGE FREQUENCY OF TENTHS OF TOTAL SKY COVER

| HOURS (EST) | 0 | 1 | 2 | 3 | 4 | 5 | 6 | 7 | 8 | 9 | 10 | MEAN | TOTAL OBS |
|---|---|---|---|---|---|---|---|---|---|---|---|---|---|
| 00-02 | 5.8 | 4.8 | | 12.9 | 5.8 | .7 | 4.4 | | 8.2 | 21.1 | 36.4 | 7.2 | 294 |
| 03-05 | 5.5 | 3.8 | | 10.9 | 6.1 | 1.7 | 4.9 | | 10.2 | 20.5 | 36.5 | 7.3 | 293 |
| 06-08 | 6.4 | 4.4 | | 10.6 | 4.7 | 1.7 | 3.0 | | 9.4 | 21.2 | 38.4 | 7.3 | 297 |
| 09-11 | 6.1 | 3.1 | | 7.5 | 7.5 | 1.4 | 4.4 | | 8.5 | 22.1 | 39.5 | 7.5 | 294 |
| 12-14 | 2.4 | 1.4 | | 6.1 | 4.7 | 2.0 | 6.9 | | 11.8 | 25.3 | 39.5 | 8.1 | 296 |
| 15-17 | 2.7 | 2.4 | | 4.7 | 8.1 | 2.0 | 4.0 | | 11.4 | 27.6 | 37.0 | 7.9 | 297 |
| 18-20 | 2.4 | 4.1 | | 9.2 | 4.8 | 1.4 | 7.1 | | 9.9 | 21.8 | 39.5 | 7.7 | 294 |
| 21-23 | 4.7 | 5.1 | | 9.8 | 5.8 | 1.7 | 4.1 | | 9.8 | 26.4 | 32.5 | 7.3 | 295 |
| TOTALS | 4.5 | 3.6 | | 9.0 | 5.9 | 1.6 | 4.8 | | 9.9 | 23.3 | 37.4 | 7.5 | 2360 |

GLOBAL CLIMATOLOGY BRANCH
USAFETAC
AIR WEATHER SERVICE/MAC

PERCENTAGE FREQUENCY OF OCCURRENCE OF SKY COVER
FROM HOURLY OBSERVATIONS

STATION NUMBER: 22550 STATION NAME: ARKHANGELSK USSR PERIOD OF RECORD: 78-87
MONTH: JUL

PERCENTAGE FREQUENCY OF TENTHS OF TOTAL SKY COVER

| HOURS (LST) | 0 | 1 | 2 | 3 | 4 | 5 | 6 | 7 | 8 | 9 | 10 | MEAN | TOTAL OBS |
|---|---|---|---|---|---|---|---|---|---|---|---|---|---|
| 00-02 | 5.9 | 5.6 | | 12.5 | 6.9 | .7 | 4.3 | | 5.6 | 19.4 | 39.1 | 7.1 | 304 |
| 03-05 | 7.1 | 3.6 | | 10.4 | 5.5 | 1.0 | 4.5 | | 9.4 | 17.5 | 40.9 | 7.3 | 308 |
| 06-08 | 5.9 | 3.6 | | 9.2 | 4.6 | .7 | 3.3 | | 9.5 | 20.0 | 43.3 | 7.6 | 305 |
| 09-11 | 4.6 | 6.8 | | 9.1 | 5.2 | 1.0 | 2.3 | | 7.5 | 21.5 | 42.0 | 7.5 | 307 |
| 12-14 | 4.9 | 2.6 | | 6.3 | 6.6 | 3.6 | 6.3 | | 12.2 | 20.4 | 37.2 | 7.6 | 304 |
| 15-17 | 2.0 | 4.9 | | 5.2 | 5.9 | 2.6 | 5.9 | | 15.4 | 23.9 | 34.3 | 7.7 | 306 |
| 18-20 | 3.6 | 4.6 | | 8.3 | 6.3 | 2.3 | 5.0 | | 10.9 | 20.2 | 38.7 | 7.5 | 302 |
| 21-23 | 5.2 | 3.9 | | 9.8 | 5.9 | 1.6 | 5.5 | | 6.2 | 23.1 | 38.8 | 7.4 | 307 |
| TOTALS | 4.9 | 4.5 | | 8.9 | 5.9 | 1.7 | 4.6 | | 9.6 | 20.8 | 39.3 | 7.5 | 2443 |

STATION NUMBER: 22550 STATION NAME: ARKHANGELSK USSR PERIOD OF RECORD: 78-87
MONTH: AUG

PERCENTAGE FREQUENCY OF TENTHS OF TOTAL SKY COVER

| HOURS (LST) | 0 | 1 | 2 | 3 | 4 | 5 | 6 | 7 | 8 | 9 | 10 | MEAN | TOTAL OBS |
|---|---|---|---|---|---|---|---|---|---|---|---|---|---|
| 00-02 | 6.5 | 3.3 | | 9.8 | 5.6 | .3 | 4.2 | | 10.8 | 22.9 | 36.6 | 7.4 | 306 |
| 03-05 | 4.6 | 4.6 | | 6.9 | 4.6 | 1.7 | 3.6 | | 10.2 | 23.4 | 40.3 | 7.7 | 303 |
| 06-08 | 3.3 | 2.3 | | 6.3 | 3.3 | 2.3 | 3.7 | | 7.3 | 25.9 | 45.5 | 8.1 | 301 |
| 09-11 | 3.6 | 1.3 | | 5.2 | 5.6 | .7 | 3.9 | | 7.9 | 24.6 | 47.2 | 8.2 | 305 |
| 12-14 | 2.3 | 1.0 | | 4.7 | 3.3 | 1.3 | 4.3 | | 9.6 | 28.2 | 45.2 | 8.4 | 301 |
| 15-17 | 1.0 | 1.6 | | 6.8 | 6.2 | 1.6 | 5.8 | | 11.7 | 25.0 | 40.3 | 8.1 | 308 |
| 18-20 | 2.3 | 2.0 | | 6.0 | 8.0 | 3.7 | 5.3 | | 8.3 | 27.3 | 37.0 | 7.9 | 300 |
| 21-23 | 3.3 | 3.3 | | 10.8 | 7.9 | 1.3 | 2.3 | | 6.6 | 21.6 | 43.0 | 7.6 | 305 |
| TOTALS | 3.4 | 2.4 | | 7.1 | 5.6 | 1.6 | 4.1 | | 9.1 | 24.9 | 41.9 | 7.9 | 2429 |

GLOBAL CLIMATOLOGY BRANCH
LSAFETAC
AIR WEATHER SERVICE/MAC

PERCENTAGE FREQUENCY OF OCCURRENCE OF SKY COVER
FROM HOURLY OBSERVATIONS

STATION NUMBER: 225500 STATION NAME: ARKHANGELSK USSR PERIOD OF RECORD: 78-87
MONTH: SEP

PERCENTAGE FREQUENCY OF TENTHS OF TOTAL SKY COVER

| HOURS (LST) | 0 | 1 | 2 | 3 | 4 | 5 | 6 | 7 | 8 | 9 | 10 | MEAN | TOTAL OBS |
|---|---|---|---|---|---|---|---|---|---|---|---|---|---|
| 00-02 | 14.8 | 1.7 | | 5.8 | 3.8 | 1.7 | 1.0 | | 6.2 | 19.2 | 45.7 | 7.3 | 241 |
| 03-05 | 13.4 | 1.7 | | 5.5 | 1.7 | .3 | 2.4 | | 6.9 | 18.6 | 49.5 | 7.6 | 241 |
| 06-08 | 3.1 | 3.1 | | 3.8 | 3.1 | 1.0 | 2.4 | | 6.2 | 21.5 | 55.7 | 8.5 | 269 |
| 09-11 | 3.0 | 2.4 | | 3.4 | 1.3 | .7 | 2.7 | | 4.7 | 22.6 | 59.3 | 8.7 | 247 |
| 12-14 | 1.4 | .7 | | 3.8 | 3.1 | .7 | 3.5 | | 10.7 | 24.2 | 51.9 | 8.7 | 269 |
| 15-17 | .7 | 1.7 | | 4.4 | 2.4 | 1.4 | 3.7 | | 9.5 | 30.3 | 45.9 | 8.6 | 294 |
| 18-20 | 2.4 | 1.4 | | 6.6 | 3.1 | 1.4 | 2.8 | | 8.6 | 23.1 | 50.7 | 8.4 | 290 |
| 21-23 | 7.0 | 2.3 | | 10.7 | 4.7 | .7 | 3.0 | | 6.4 | 19.4 | 45.8 | 7.6 | 299 |
| TOTALS | 5.7 | 1.9 | | 5.5 | 2.9 | 1.0 | 2.7 | | 7.4 | 22.4 | 50.6 | 8.2 | 2340 |

STATION NUMBER: 225500 STATION NAME: ARKHANGELSK USSR PERIOD OF RECORD: 77-86
MONTH: OCT

PERCENTAGE FREQUENCY OF TENTHS OF TOTAL SKY COVER

| HOURS (LST) | 0 | 1 | 2 | 3 | 4 | 5 | 6 | 7 | 8 | 9 | 10 | MEAN | TOTAL OBS |
|---|---|---|---|---|---|---|---|---|---|---|---|---|---|
| 00-02 | 6.7 | 1.3 | | 4.7 | 3.0 | .7 | 3.0 | | 5.0 | 17.4 | 58.1 | 8.3 | 298 |
| 03-05 | 6.2 | 1.6 | | 6.6 | 2.6 | | 1.6 | | 4.3 | 19.7 | 57.4 | 8.3 | 305 |
| 06-08 | 3.6 | 1.7 | | 4.3 | 3.6 | .7 | 1.0 | | 3.3 | 20.5 | 61.3 | 8.6 | 302 |
| 09-11 | 1.8 | 1.1 | | 4.2 | 2.6 | .4 | 1.4 | | 3.9 | 19.8 | 64.7 | 8.9 | 283 |
| 12-14 | .7 | 1.7 | | 3.4 | 2.7 | 1.0 | 2.7 | | 5.4 | 22.5 | 60.1 | 8.9 | 298 |
| 15-17 | 2.0 | 2.0 | | 3.3 | 4.0 | .7 | 1.3 | | 5.6 | 21.8 | 59.7 | 8.8 | 303 |
| 18-20 | 4.0 | 4.0 | | 4.4 | 2.7 | 1.0 | 1.7 | | 4.0 | 21.9 | 57.2 | 8.4 | 297 |
| 21-23 | 6.2 | 2.9 | | 4.6 | 2.6 | .3 | 1.3 | | 4.2 | 22.2 | 55.6 | 8.3 | 306 |
| TOTALS | 3.8 | 2.0 | | 4.4 | 3.0 | .6 | 1.7 | | 4.5 | 20.7 | 59.3 | 8.6 | 2392 |

GLOBAL CLIMATOLOGY BRANCH
USAFETAC
AIR WEATHER SERVICE/MAC

PERCENTAGE FREQUENCY OF OCCURRENCE OF SKY COVER
FROM HOURLY OBSERVATIONS

STATION NUMBER: 22550 STATION NAME: ARKHANGELSK USSR PERIOD OF RECORD: 77-86
MONTH: NOV

PERCENTAGE FREQUENCY OF TENTHS OF TOTAL SKY COVER

| HOURS (EST) | 0 | 1 | 2 | 3 | 4 | 5 | 6 | 7 | 8 | 9 | 10 | MEAN | TOTAL OBS |
|---|---|---|---|---|---|---|---|---|---|---|---|---|---|
| [illegible] | 4.4 | 1.0 | | 3.1 | 2.4 | | .7 | | 2.0 | 21.4 | 65.1 | 8.8 | 295 |
| [illegible] | 4.5 | 1.7 | | 3.4 | 2.4 | | 1.0 | | 3.4 | 17.1 | 66.4 | 8.7 | 292 |
| [illegible] | 5.1 | .7 | | 2.4 | 1.7 | | 1.0 | | 3.1 | 19.7 | 66.3 | 8.9 | 294 |
| [illegible]-11 | 3.1 | .7 | | 2.5 | 1.8 | | 1.5 | | 2.2 | 22.5 | 67.6 | 9.2 | 275 |
| [illegible]-14 | 1.4 | 1.4 | | 3.1 | 1.0 | .3 | 2.4 | | 1.7 | 18.9 | 69.8 | 9.1 | 291 |
| [illegible]-17 | 1.0 | .7 | | 3.4 | 2.4 | | 1.0 | | 3.1 | 19.0 | 69.4 | 9.2 | 294 |
| [illegible] | 4.4 | 1.0 | | 2.4 | 1.7 | | 2.4 | | 5.1 | 20.1 | 62.8 | 8.8 | 293 |
| [illegible]-23 | 5.4 | .7 | | 4.4 | 1.4 | .7 | 3.4 | | 3.4 | 16.9 | 63.9 | 8.6 | 296 |
| TOTALS | 3.4 | 1.0 | | 3.1 | 1.9 | .1 | 1.7 | | 3.0 | 19.5 | 66.4 | 8.9 | 2330 |

STATION NUMBER: 22550 STATION NAME: ARKHANGELSK USSR PERIOD OF RECORD: 77-86
MONTH: DEC

PERCENTAGE FREQUENCY OF TENTHS OF TOTAL SKY COVER

| HOURS (EST) | 0 | 1 | 2 | 3 | 4 | 5 | 6 | 7 | 8 | 9 | 10 | MEAN | TOTAL OBS |
|---|---|---|---|---|---|---|---|---|---|---|---|---|---|
| [illegible] | 12.1 | 1.3 | | 2.6 | 2.3 | 1.0 | 2.0 | | 1.6 | 16.3 | 60.9 | 8.0 | 307 |
| [illegible] | 12.4 | .3 | | 4.2 | 2.6 | .3 | 2.6 | | 3.6 | 16.0 | 57.8 | 7.9 | 306 |
| [illegible] | 4.3 | 1.3 | | 5.0 | 2.7 | 1.3 | 2.0 | | 2.7 | 16.9 | 60.1 | 8.2 | 301 |
| [illegible]-11 | 5.3 | 1.4 | | 4.3 | 3.6 | .7 | 1.8 | | 4.3 | 14.0 | 64.7 | 8.5 | 278 |
| [illegible]-14 | 3.9 | 1.3 | | 3.3 | 1.6 | .7 | 2.0 | | 4.9 | 14.3 | 68.4 | 8.8 | 307 |
| [illegible]-17 | 2.3 | 1.0 | | 4.3 | 4.3 | 1.3 | 4.9 | | 2.3 | 11.8 | 67.8 | 8.7 | 304 |
| [illegible] | 10.2 | 2.0 | | 6.9 | 1.3 | .3 | 3.9 | | 4.9 | 15.5 | 55.9 | 7.9 | 304 |
| [illegible]-23 | 11.4 | 1.3 | | 3.9 | 2.6 | 1.3 | 1.0 | | 5.2 | 14.4 | 59.0 | 8.0 | 305 |
| TOTALS | 7.3 | 1.3 | | 4.3 | 2.6 | .8 | 2.5 | | 3.7 | 14.9 | 61.8 | 8.3 | 2412 |

GLOBAL CLIMATOLOGY BRANCH
LSAFETAC
AIR WEATHER SERVICE/MAC

PERCENTAGE FREQUENCY OF OCCURRENCE OF SKY COVER
FROM HOURLY OBSERVATIONS

STATION NUMBER: 22550C STATION NAME: ARKHANGELSK USSR

PERIOD OF RECORD: 77-87
MONTH: ALL

PERCENTAGE FREQUENCY OF TENTHS OF TOTAL SKY COVER

| | HOURS (LST) | 0 | 1 | 2 | 3 | 4 | 5 | 6 | 7 | 8 | 9 | 10 | MEAN | TOTAL OBS |
|---|---|---|---|---|---|---|---|---|---|---|---|---|---|---|
| JAN | ALL | 11.2 | 1.4 | | 4.9 | 2.9 | .8 | 1.4 | | 3.0 | 12.9 | 61.6 | 8.0 | 2397 |
| FEB | | 12.5 | 1.0 | | 4.9 | 3.4 | .4 | 2.0 | | 4.0 | 12.9 | 59.0 | 7.8 | 2179 |
| MAR | | 12.5 | 1.6 | | 6.3 | 3.8 | .8 | 2.2 | | 4.7 | 18.3 | 50.7 | 7.6 | 2405 |
| APR | | 12.0 | 2.9 | | 8.4 | 3.4 | .8 | 2.8 | | 6.7 | 20.2 | 43.4 | 7.3 | 2333 |
| MAY | | 5.9 | 3.2 | | 8.4 | 6.0 | 1.4 | 4.2 | | 8.3 | 23.4 | 39.6 | 7.5 | 2427 |
| JUN | | 4.5 | 3.6 | | 9.0 | 5.9 | 1.6 | 4.8 | | 9.9 | 23.3 | 37.4 | 7.5 | 2360 |
| JUL | | 4.9 | 4.5 | | 8.9 | 5.9 | 1.7 | 4.6 | | 9.6 | 20.8 | 39.3 | 7.5 | 2443 |
| AUG | | 3.4 | 2.4 | | 7.1 | 5.6 | 1.6 | 4.1 | | 9.1 | 24.9 | 41.9 | 7.9 | 2429 |
| SEP | | 5.7 | 1.9 | | 5.5 | 2.9 | 1.0 | 2.7 | | 7.4 | 22.4 | 50.6 | 8.2 | 2340 |
| OCT | | 3.8 | 2.0 | | 4.4 | 3.0 | .6 | 1.7 | | 4.5 | 20.7 | 59.3 | 8.6 | 2392 |
| NOV | | 3.4 | 1.0 | | 3.1 | 1.9 | .1 | 1.7 | | 3.0 | 19.5 | 66.4 | 8.9 | 2330 |
| DEC | | 8.3 | 1.0 | | 4.3 | 2.6 | .8 | 2.5 | | 3.7 | 14.9 | 61.8 | 8.3 | 2412 |
| | TOTALS | 7.3 | 2.2 | | 6.3 | 3.9 | 1.0 | 2.9 | | 6.0 | 19.5 | 50.9 | 7.9 | 28447 |

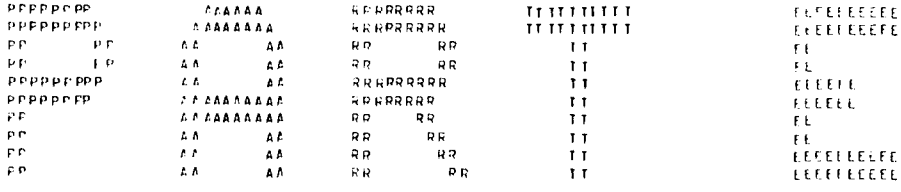

## TEMPERATURE AND RELATIVE HUMIDITY SUMMARIES

### CUMULATIVE PERCENTAGE FREQUENCY OF OCCURRENCE OF DAILY MAXIMUM (MINIMUM AND MEAN) TEMPERATURES

PERCENTAGE TABULATIONS PRESENTED BY 5-DEGREE FAHRENHEIT INCREMENTS PLUS THE MEAN, STAND DEVIATIONS AND TOTAL OBSERVATION COUNT.

THE MINIMUM TABLE ALSO INCLUDES A 33 DEGREE FAHRENHEIT VALUE.

SINCE MANY STATIONS/SITES DO NOT HAVE MAXIMUM/MINIMUM THESE TEMPERATURES WERE SELECTED BY SCANNING THE HOURLY OBSERVATIONS FOR THE HIGHEST AND LOWEST VALUES.

STATISTICS DO NOT INCLUDE INCOMPLETE MONTHS.

FORE OF MORE COMPLETE MONTHS ARE REQUIRED FOR COMPUTING

### EXTREME MAXIMUM AND MINIMUM VALUES

DATA DERIVED FROM EXTRACTING THE HIGH AND LOW TEMPERATURES FROM THE HOURLY OBSERVATIONS.

PRESENTED ARE THE HIGHEST (LOWEST) TEMPERATURE FOR THE MONTH FOR EACH YEAR.

ALSO PRESENTED ARE STATISTICAL VALUES WITH THE SAME LIMITATIONS MENTIONED ABOVE.

AN ASTERIST INDICATES AN INCOMPLETE MONTH.

### MEANS AND STANDARD DEVIATIONS FOR DRY BULB (WET BULB AND DEW POINT) TEMPERATURES

DATA DERIVED FROM HOURLY OBSERVATIONS.

DATA PRESENTED BY THE STANDARD 3-HOUR TIME GROUPS BY MONTH, MONTHLY AND ANNUALLY (ALL YEARS COMBINED).

PRESENTED ARE MEANS, STANDARD DEVIATION AND OBSERVATION COUNTS.

### CUMULATIVE PERCENTAGE FREQUENCY OF OCCURRENCE OF RELATIVE HUMIDITY

DATA DERIVED FROM HOURLY OBSERVATIONS.

SUMMARIZED BY THE STANDARD 3-HOUR TIME GROUPS BY MONTH, MONTHLY AND ANNUALLY (ALL YEARS COMBINED).

PERCENTAGE VALUES PRESENTED IN 10 DEGREE INCREMENTS OF RELATIVE HUMIDITY.

ALSO PRESENTED ARE THE MEAN VALUES AND OBSERVATION COUNTS.

GLOBAL CLIMATOLOGY BRANCH
USAFETAC
AIR WEATHER SERVICE/MAC

DRY-BULB TEMPERATURES DEG F FROM HOURLY OBSERVATIONS

MEANS AND STANDARD DEVIATIONS

STATION NUMBER: 225500 STATION NAME: ARKHANGELSK USSR

PERIOD OF RECORD: 77-87

| HOURS LST | STATS | JAN | FEB | MAR | APR | MAY | JUN | JUL | AUG | SEP | OCT | NOV | DEC | ANN |
|---|---|---|---|---|---|---|---|---|---|---|---|---|---|---|
| 00-02 | MEAN | 4.6 | 7.1 | 18.3 | 27.0 | 39.5 | 49.0 | 54.1 | 50.2 | 43.7 | 33.6 | 25.6 | 11.2 | 30.4 |
| | SD | 18.024 | 14.667 | 12.820 | 8.869 | 9.067 | 9.741 | 7.161 | 7.959 | 6.747 | 8.778 | 10.419 | 16.478 | 20.417 |
| | TOT OBS | 305 | 274 | 306 | 293 | 303 | 293 | 304 | 306 | 290 | 297 | 295 | 307 | 3573 |
| 03-05 | MEAN | 5.4 | 7.3 | 17.6 | 25.9 | 38.0 | 47.1 | 52.2 | 49.4 | 43.2 | 34.0 | 26.0 | 12.3 | 30.0 |
| | SD | 18.471 | 15.157 | 13.706 | 9.819 | 8.937 | 9.816 | 7.783 | 7.932 | 6.856 | 8.577 | 10.507 | 16.395 | 19.752 |
| | TOT OBS | 301 | 274 | 303 | 294 | 302 | 293 | 307 | 299 | 288 | 304 | 292 | 306 | 3563 |
| 06-08 | MEAN | 4.5 | 5.7 | 15.7 | 24.6 | 39.4 | 49.6 | 54.2 | 48.8 | 41.6 | 32.5 | 25.0 | 11.3 | 29.6 |
| | SD | 18.522 | 15.221 | 14.099 | 9.940 | 8.680 | 9.462 | 6.936 | 7.838 | 6.944 | 8.524 | 10.551 | 16.454 | 20.478 |
| | TOT OBS | 297 | 274 | 303 | 295 | 301 | 297 | 305 | 300 | 297 | 301 | 293 | 299 | 3562 |
| 09-11 | MEAN | 4.3 | 6.9 | 18.1 | 30.4 | 45.2 | 55.1 | 59.6 | 54.2 | 44.8 | 33.8 | 24.7 | 10.9 | 33.2 |
| | SD | 18.633 | 15.176 | 12.923 | 8.519 | 10.314 | 10.908 | 7.499 | 7.516 | 6.254 | 8.388 | 10.978 | 16.396 | 22.057 |
| | TOT OBS | 276 | 251 | 276 | 276 | 302 | 294 | 307 | 305 | 296 | 282 | 273 | 278 | 3414 |
| 12-14 | MEAN | 5.4 | 9.8 | 24.0 | 34.8 | 49.5 | 58.9 | 63.6 | 58.4 | 49.3 | 35.4 | 25.8 | 12.0 | 35.7 |
| | SD | 17.857 | 12.985 | 10.513 | 8.827 | 11.740 | 11.571 | 6.420 | 8.635 | 6.965 | 7.338 | 10.470 | 15.829 | 22.645 |
| | TOT OBS | 296 | 262 | 303 | 297 | 305 | 296 | 303 | 301 | 286 | 298 | 289 | 305 | 3563 |
| 15-17 | MEAN | 5.6 | 11.6 | 27.6 | 36.6 | 51.2 | 60.6 | 65.0 | 59.8 | 50.9 | 36.5 | 26.0 | 11.4 | 37.0 |
| | SD | 17.162 | 12.045 | 9.396 | 8.885 | 11.935 | 11.564 | 8.426 | 8.997 | 7.365 | 7.758 | 10.557 | 16.040 | 22.890 |
| | TOT OBS | 304 | 276 | 302 | 294 | 301 | 295 | 305 | 308 | 293 | 304 | 293 | 304 | 3579 |
| 18-20 | MEAN | 5.1 | 9.5 | 25.0 | 35.4 | 49.9 | 59.5 | 64.3 | 58.5 | 48.8 | 34.7 | 25.4 | 11.0 | 35.7 |
| | SD | 17.771 | 13.158 | 9.730 | 8.503 | 11.124 | 11.354 | 8.106 | 8.273 | 7.125 | 7.456 | 10.892 | 16.316 | 22.905 |
| | TOT OBS | 305 | 272 | 303 | 291 | 296 | 295 | 302 | 300 | 290 | 296 | 292 | 304 | 3546 |
| 21-23 | MEAN | 4.7 | 7.9 | 21.1 | 30.5 | 45.2 | 55.6 | 60.2 | 53.1 | 44.8 | 33.9 | 25.0 | 11.0 | 32.9 |
| | SD | 18.094 | 14.103 | 11.567 | 8.069 | 10.271 | 10.162 | 6.851 | 7.709 | 7.124 | 8.505 | 10.842 | 16.520 | 21.622 |
| | TOT OBS | 306 | 274 | 304 | 294 | 306 | 295 | 306 | 304 | 299 | 305 | 294 | 304 | 3591 |
| ALL HOURS | MEAN | 5.0 | 8.3 | 20.9 | 30.6 | 44.7 | 54.4 | 59.1 | 54.1 | 45.9 | 34.3 | 25.4 | 11.4 | 33.1 |
| | SD | 18.044 | 14.196 | 12.539 | 9.934 | 11.424 | 11.673 | 9.015 | 9.104 | 7.586 | 8.298 | 10.645 | 16.287 | 21.767 |
| | TOT OBS | 2392 | 2177 | 2402 | 2328 | 2416 | 2358 | 2439 | 2423 | 2331 | 2387 | 2321 | 2407 | 28381 |

GLOBAL CLIMATOLOGY BRANCH
USAFETAC
AIR WEATHER SERVICE/MAC

WET-BULB TEMPERATURES DEG F FROM HOURLY OBSERVATIONS

MEANS AND STANDARD DEVIATIONS

STATION NUMBER: 22550C STATION NAME: ARKHANGELSK USSR

PERIOD OF RECORD: 77-87

| HOURS LST | STATS | JAN | FEB | MAR | APR | MAY | JUN | JUL | AUG | SEP | OCT | NOV | DEC | ANN |
|---|---|---|---|---|---|---|---|---|---|---|---|---|---|---|
| | MEAN | 4.3 | 6.9 | 17.5 | 25.4 | 36.7 | 46.0 | 51.6 | 48.4 | 42.5 | 32.6 | 24.9 | 10.9 | 29.1 |
| 00-02 | SD | 17.771 | 14.317 | 12.356 | 8.469 | 8.171 | 8.938 | 6.661 | 7.478 | 6.479 | 8.435 | 10.160 | 16.235 | 19.342 |
| | TOT OBS | 305 | 272 | 306 | 293 | 300 | 293 | 304 | 305 | 290 | 297 | 294 | 307 | 3566 |
| | MEAN | 5.1 | 7.0 | 16.9 | 24.6 | 35.8 | 44.8 | 50.4 | 48.0 | 42.2 | 33.2 | 25.3 | 12.0 | 28.9 |
| 03-05 | SD | 18.211 | 14.882 | 13.302 | 9.406 | 8.176 | 9.173 | 7.298 | 7.497 | 6.629 | 8.331 | 10.217 | 16.154 | 19.106 |
| | TOT OBS | 300 | 274 | 302 | 294 | 302 | 293 | 307 | 299 | 287 | 304 | 291 | 304 | 3557 |
| | MEAN | 4.2 | 5.4 | 15.2 | 23.5 | 36.7 | 46.2 | 51.7 | 47.5 | 40.8 | 31.8 | 24.5 | 11.0 | 28.4 |
| 06-08 | SD | 18.320 | 14.991 | 13.795 | 9.421 | 7.987 | 8.834 | 6.732 | 7.459 | 6.750 | 8.274 | 10.333 | 16.219 | 19.661 |
| | TOT OBS | 296 | 274 | 303 | 293 | 299 | 297 | 304 | 300 | 284 | 300 | 293 | 299 | 3542 |
| | MEAN | 4.0 | 6.7 | 17.3 | 27.9 | 40.0 | 48.8 | 54.6 | 51.0 | 43.2 | 32.9 | 24.1 | 10.6 | 30.9 |
| 09-11 | SD | 18.348 | 14.898 | 12.361 | 8.006 | 8.434 | 9.211 | 6.695 | 6.894 | 6.050 | 8.215 | 10.763 | 16.085 | 20.319 |
| | TOT OBS | 276 | 250 | 277 | 268 | 299 | 294 | 307 | 305 | 296 | 279 | 268 | 276 | 3397 |
| | MEAN | 5.1 | 9.2 | 22.3 | 30.7 | 41.8 | 50.4 | 56.3 | 52.7 | 45.7 | 33.9 | 25.1 | 11.6 | 32.2 |
| 12-14 | SD | 17.557 | 12.563 | 9.735 | 7.590 | 8.517 | 8.830 | 6.445 | 6.996 | 6.145 | 7.155 | 10.208 | 15.635 | 19.879 |
| | TOT OBS | 296 | 281 | 302 | 296 | 300 | 295 | 302 | 299 | 288 | 295 | 288 | 301 | 3543 |
| | MEAN | 5.3 | 11.2 | 24.5 | 31.8 | 42.7 | 51.4 | 56.9 | 53.2 | 46.4 | 34.6 | 25.2 | 11.6 | 33.3 |
| 15-17 | SD | 16.919 | 11.583 | 8.601 | 7.429 | 8.470 | 8.563 | 5.973 | 6.918 | 6.239 | 7.380 | 10.212 | 15.780 | 19.742 |
| | TOT OBS | 299 | 275 | 301 | 294 | 300 | 294 | 302 | 308 | 292 | 302 | 292 | 304 | 3563 |
| | MEAN | 4.8 | 9.1 | 23.2 | 31.2 | 42.5 | 50.9 | 56.9 | 53.0 | 45.7 | 33.4 | 24.7 | 10.7 | 32.2 |
| 18-20 | SD | 17.464 | 12.424 | 8.963 | 7.262 | 8.272 | 8.737 | 6.044 | 6.847 | 6.467 | 7.623 | 10.547 | 16.026 | 20.170 |
| | TOT OBS | 304 | 272 | 302 | 288 | 296 | 293 | 302 | 300 | 289 | 295 | 291 | 303 | 3535 |
| | MEAN | 4.5 | 7.4 | 20.0 | 28.0 | 40.4 | 49.7 | 55.5 | 50.4 | 43.1 | 32.8 | 24.3 | 10.8 | 30.8 |
| 21-23 | SD | 17.822 | 13.726 | 10.979 | 7.640 | 8.387 | 8.690 | 5.998 | 7.056 | 6.719 | 8.167 | 10.554 | 16.296 | 20.005 |
| | TOT OBS | 306 | 272 | 303 | 293 | 305 | 294 | 306 | 304 | 298 | 305 | 292 | 301 | 3579 |
| | MEAN | 4.7 | 7.9 | 19.6 | 27.9 | 39.6 | 48.5 | 54.2 | 50.5 | 43.7 | 33.2 | 24.8 | 11.1 | 30.7 |
| ALL | SD | 17.781 | 13.843 | 11.818 | 8.714 | 8.696 | 9.168 | 6.935 | 7.465 | 6.691 | 7.989 | 10.369 | 16.038 | 19.843 |
| HOURS | TOT OBS | 2384 | 2170 | 2396 | 2319 | 2401 | 2353 | 2434 | 2420 | 2324 | 2377 | 2309 | 2395 | 28282 |

GLOBAL CLIMATOLOGY BRANCH
USAFETAC
AIR WEATHER SERVICE/MAC

DEW-POINT TEMPERATURES DEG F FROM HOURLY OBSERVATIONS

MEANS AND STANDARD DEVIATIONS

STATION NUMBER: 225500 STATION NAME: ARKHANGELSK USSR

PERIOD OF RECORD: 77-87

| HOURS LST | STATS | JAN | FEB | MAR | APR | MAY | JUN | JUL | AUG | SEP | OCT | NOV | DEC | ANN |
|---|---|---|---|---|---|---|---|---|---|---|---|---|---|---|
| | MEAN | .9 | 3.7 | 14.3 | 21.0 | 32.5 | 42.7 | 49.4 | 46.8 | 41.2 | 30.4 | 22.7 | 8.1 | 26.3 |
| 00-02 | SD | 18.771 | 14.873 | 12.952 | 9.592 | 9.082 | 9.597 | 7.147 | 7.598 | 6.850 | 8.951 | 10.972 | 17.054 | 20.086 |
| | TOT OBS | 306 | 276 | 306 | 293 | 300 | 293 | 304 | 305 | 290 | 297 | 294 | 307 | 3566 |
| | MEAN | 1.6 | 3.6 | 14.0 | 20.9 | 32.4 | 42.4 | 48.9 | 46.8 | 41.2 | 31.5 | 23.2 | 9.1 | 26.4 |
| 03-05 | SD | 19.165 | 15.347 | 13.790 | 10.429 | 8.774 | 9.622 | 7.467 | 7.588 | 7.029 | 9.018 | 10.992 | 16.995 | 19.988 |
| | TOT OBS | 300 | 274 | 302 | 294 | 302 | 293 | 307 | 299 | 287 | 304 | 291 | 304 | 3557 |
| | MEAN | .9 | 2.1 | 12.4 | 20.0 | 32.6 | 42.5 | 49.5 | 46.2 | 39.9 | 30.2 | 22.4 | 8.0 | 25.7 |
| 06-08 | SD | 19.255 | 15.580 | 14.396 | 10.311 | 8.857 | 9.826 | 7.369 | 7.669 | 7.083 | 9.649 | 11.158 | 17.073 | 20.374 |
| | TOT OBS | 296 | 274 | 303 | 293 | 299 | 297 | 304 | 300 | 284 | 302 | 293 | 299 | 3542 |
| | MEAN | .6 | 3.3 | 13.6 | 22.3 | 32.9 | 42.3 | 50.4 | 48.1 | 41.5 | 31.1 | 21.9 | 7.7 | 27.1 |
| 09-11 | SD | 19.200 | 15.658 | 12.846 | 10.060 | 9.324 | 10.406 | 7.745 | 7.439 | 6.573 | 8.992 | 11.493 | 16.870 | 20.498 |
| | TOT OBS | 278 | 250 | 277 | 268 | 299 | 294 | 307 | 305 | 296 | 279 | 268 | 276 | 3397 |
| | MEAN | 1.0 | 5.4 | 16.9 | 22.6 | 31.9 | 41.9 | 50.2 | 47.6 | 41.6 | 31.1 | 22.7 | 8.6 | 27.3 |
| 12-14 | SD | 18.468 | 13.917 | 10.844 | 9.857 | 9.745 | 10.142 | 7.537 | 7.730 | 7.682 | 8.463 | 10.943 | 16.547 | 19.556 |
| | TOT OBS | 296 | 261 | 302 | 296 | 300 | 295 | 302 | 299 | 288 | 295 | 288 | 301 | 3543 |
| | MEAN | 1.6 | 6.9 | 18.2 | 22.8 | 31.9 | 42.6 | 50.3 | 47.4 | 41.5 | 31.3 | 22.8 | 8.1 | 27.3 |
| 15-17 | SD | 17.851 | 12.785 | 9.962 | 9.876 | 9.892 | 9.941 | 7.044 | 7.738 | 7.418 | 8.786 | 10.952 | 16.626 | 19.276 |
| | TOT OBS | 299 | 275 | 301 | 294 | 300 | 294 | 302 | 308 | 292 | 302 | 292 | 304 | 3563 |
| | MEAN | 1.4 | 5.3 | 18.0 | 23.1 | 33.0 | 42.4 | 51.0 | 48.1 | 42.3 | 32.4 | 22.4 | 7.9 | 27.2 |
| 18-20 | SD | 18.315 | 13.278 | 10.320 | 9.759 | 9.736 | 10.293 | 7.200 | 7.679 | 7.291 | 8.768 | 11.266 | 16.798 | 19.656 |
| | TOT OBS | 294 | 272 | 302 | 288 | 296 | 293 | 302 | 300 | 289 | 295 | 291 | 303 | 3535 |
| | MEAN | 1.1 | 3.9 | 16.1 | 22.2 | 33.9 | 43.8 | 51.7 | 48.0 | 41.3 | 30.7 | 22.1 | 7.8 | 27.1 |
| 21-23 | SD | 18.626 | 14.204 | 11.803 | 9.902 | 9.156 | 10.024 | 6.995 | 7.388 | 7.239 | 8.850 | 11.283 | 17.203 | 20.315 |
| | TOT OBS | 306 | 272 | 303 | 293 | 305 | 294 | 306 | 304 | 298 | 305 | 292 | 301 | 3579 |
| | MEAN | 1.2 | 4.3 | 15.5 | 21.9 | 32.6 | 42.6 | 50.2 | 47.4 | 41.3 | 31.0 | 22.5 | 8.2 | 26.8 |
| ALL | SD | 18.683 | 14.335 | 12.347 | 10.055 | 9.334 | 9.983 | 7.355 | 7.622 | 7.094 | 8.833 | 11.120 | 16.878 | 19.999 |
| HOURS | TOT OBS | 2384 | 2170 | 2396 | 2319 | 2401 | 2353 | 2434 | 2420 | 2324 | 2377 | 2339 | 2395 | 28282 |

GLOBAL CLIMATOLOGY BRANCH
USAFETAC
AIR WEATHER SERVICE/MAC

CUMULATIVE PERCENTAGE FREQUENCY OF OCCURRENCE
FROM HOURLY OBSERVATIONS

RELATIVE HUMIDITY

STATION NUMBER: 225500 STATION NAME: ARKHANGELSK USSR

PERIOD OF RECORD: 76-87
MONTH: JAN

| MONTH | HOURS (EST) | PERCENTAGE FREQUENCY OF RELATIVE HUMIDITY GREATER THAN | | | | | | | | | MEAN RELATIVE HUMIDITY | TOTAL NUM OBS |
|---|---|---|---|---|---|---|---|---|---|---|---|---|
| | | 10% | 20% | 30% | 40% | 50% | 60% | 70% | 80% | 90% | | |
| JAN | 00-02 | 100.0 | 100.0 | 100.0 | 100.0 | 99.7 | 99.3 | 96.4 | 73.4 | 26.9 | 84.2 | 305 |
| | 03-05 | 100.0 | 100.0 | 100.0 | 99.0 | 99.0 | 99.0 | 97.3 | 76.3 | 29.7 | 84.2 | 300 |
| | 06-08 | 100.0 | 100.0 | 100.0 | 100.0 | 100.0 | 99.7 | 96.3 | 71.6 | 27.4 | 84.4 | 296 |
| | 09-11 | 100.0 | 100.0 | 100.0 | 100.0 | 100.0 | 100.0 | 96.4 | 66.2 | 26.6 | 83.8 | 278 |
| | 12-14 | 100.0 | 100.0 | 100.0 | 99.7 | 99.7 | 99.0 | 96.3 | 68.9 | 25.3 | 83.8 | 296 |
| | 15-17 | 100.0 | 100.0 | 100.0 | 99.7 | 99.7 | 99.3 | 97.0 | 69.9 | 25.1 | 83.9 | 299 |
| | 18-20 | 100.0 | 100.0 | 100.0 | 100.0 | 100.0 | 99.7 | 96.7 | 71.4 | 27.3 | 84.1 | 304 |
| | 21-23 | 100.0 | 100.0 | 100.0 | 100.0 | 100.0 | 99.7 | 98.0 | 72.2 | 26.8 | 84.2 | 306 |
| | TOTALS | 100.0 | 100.0 | 100.0 | 99.8 | 99.8 | 99.5 | 96.8 | 71.2 | 27.1 | 84.1 | 2384 |

GLOBAL CLIMATOLOGY BRANCH
USAFETAC
AIR WEATHER SERVICE/MAC

CUMULATIVE PERCENTAGE FREQUENCY OF OCCURRENCE
FROM HOURLY OBSERVATIONS

RELATIVE HUMIDITY

STATION NUMBER: 225500 STATION NAME: ARKHANGELSK USSR

PERIOD OF RECORD: 78-87
MONTH: FEB

| MONTH | HOURS (LST) | PERCENTAGE FREQUENCY OF RELATIVE HUMIDITY GREATER THAN | | | | | | | | | MEAN RELATIVE HUMIDITY | TOTAL NUM OBS |
|---|---|---|---|---|---|---|---|---|---|---|---|---|
| | | 10% | 20% | 30% | 40% | 50% | 60% | 70% | 80% | 90% | | |
| FEB | 00-02 | 100.0 | 100.0 | 100.0 | 100.0 | 99.6 | 98.9 | 96.0 | 78.7 | 36.0 | 85.3 | 272 |
| | 03-05 | 100.0 | 100.0 | 100.0 | 100.0 | 99.6 | 98.5 | 96.0 | 79.6 | 29.9 | 84.9 | 274 |
| | 06-08 | 100.0 | 100.0 | 100.0 | 100.0 | 100.0 | 98.5 | 96.0 | 78.8 | 30.3 | 85.1 | 274 |
| | 09-11 | 100.0 | 100.0 | 100.0 | 100.0 | 100.0 | 98.4 | 95.2 | 75.6 | 29.2 | 84.6 | 250 |
| | 12-14 | 100.0 | 100.0 | 100.0 | 100.0 | 98.9 | 97.5 | 92.2 | 63.0 | 22.4 | 82.3 | 281 |
| | 15-17 | 100.0 | 100.0 | 100.0 | 100.0 | 98.2 | 95.6 | 88.0 | 56.4 | 16.4 | 80.5 | 275 |
| | 18-20 | 100.0 | 100.0 | 100.0 | 100.0 | 99.3 | 97.8 | 93.4 | 73.2 | 20.6 | 83.2 | 272 |
| | 21-23 | 100.0 | 100.0 | 100.0 | 100.0 | 99.6 | 97.4 | 93.8 | 76.1 | 26.8 | 84.0 | 272 |
| | TOTALS | 100.0 | 100.0 | 100.0 | 100.0 | 99.4 | 97.8 | 93.8 | 72.7 | 26.5 | 83.7 | 2170 |

GLOBAL CLIMATOLOGY BRANCH
USAFETAC
AIR WEATHER SERVICE/MAC

CUMULATIVE PERCENTAGE FREQUENCY OF OCCURRENCE
FROM HOURLY OBSERVATIONS

RELATIVE HUMIDITY

STATION NUMBER: 22550 STATION NAME: ARKHANGELSK USSR

PERIOD OF RECORD: 78-87
MONTH: MAR

| MONTH | HOURS (LST) | PERCENTAGE FREQUENCY OF RELATIVE HUMIDITY GREATER THAN | | | | | | | | | MEAN RELATIVE HUMIDITY | TOTAL NUM OBS |
|---|---|---|---|---|---|---|---|---|---|---|---|---|
| | | 10% | 20% | 30% | 40% | 50% | 60% | 70% | 80% | 90% | | |
| MAR | 00-02 | 100.0 | 100.0 | 100.0 | 99.7 | 98.7 | 97.4 | 90.2 | 74.8 | 34.3 | 84.6 | 306 |
| | 03-05 | 100.0 | 100.0 | 100.0 | 100.0 | 99.7 | 98.0 | 93.4 | 81.1 | 41.1 | 86.0 | 302 |
| | 06-08 | 100.0 | 100.0 | 100.0 | 100.0 | 99.7 | 99.0 | 95.4 | 81.2 | 43.2 | 86.8 | 303 |
| | 09-11 | 100.0 | 100.0 | 100.0 | 100.0 | 98.9 | 97.5 | 89.2 | 70.8 | 27.4 | 83.3 | 277 |
| | 12-14 | 100.0 | 100.0 | 100.0 | 99.0 | 94.7 | 85.4 | 67.9 | 37.1 | 9.9 | 74.9 | 302 |
| | 15-17 | 100.0 | 100.0 | 100.0 | 97.0 | 91.4 | 75.4 | 54.5 | 28.2 | 7.3 | 70.6 | 301 |
| | 18-20 | 100.0 | 100.0 | 100.0 | 99.0 | 93.7 | 83.4 | 67.2 | 42.1 | 14.9 | 75.4 | 302 |
| | 21-23 | 100.0 | 100.0 | 100.0 | 99.7 | 98.0 | 93.7 | 81.5 | 61.4 | 27.4 | 81.4 | 303 |
| | TOTALS | 100.0 | 100.0 | 100.0 | 99.3 | 96.9 | 91.2 | 79.9 | 59.6 | 25.7 | 80.4 | 2396 |

GLOBAL CLIMATOLOGY BRANCH
USAFETAC
AIR WEATHER SERVICE/MAC

CUMULATIVE PERCENTAGE FREQUENCY OF OCCURRENCE
FROM HOURLY OBSERVATIONS

RELATIVE HUMIDITY

STATION NUMBER: 225500 STATION NAME: ARKHANGELSK USSR

PERIOD OF RECORD: 78-87
MONTH: APR

| MONTH | HOURS (LST) | PERCENTAGE FREQUENCY OF RELATIVE HUMIDITY GREATER THAN | | | | | | | | | MEAN RELATIVE HUMIDITY | TOTAL NUM OBS |
|---|---|---|---|---|---|---|---|---|---|---|---|---|
| | | 10% | 20% | 30% | 40% | 50% | 60% | 70% | 80% | 90% | | |
| APR | 00-02 | 100.0 | 100.0 | 100.0 | 99.7 | 94.2 | 86.3 | 72.7 | 52.9 | 30.7 | 79.1 | 293 |
| | 03-05 | 100.0 | 100.0 | 100.0 | 100.0 | 97.6 | 91.8 | 79.5 | 63.9 | 33.7 | 82.1 | 294 |
| | 06-08 | 100.0 | 100.0 | 100.0 | 99.7 | 97.6 | 94.5 | 85.0 | 64.8 | 37.2 | 83.3 | 293 |
| | 09-11 | 100.0 | 100.0 | 100.0 | 99.3 | 91.0 | 77.2 | 58.2 | 39.6 | 14.6 | 73.2 | 268 |
| | 12-14 | 100.0 | 100.0 | 97.6 | 90.5 | 71.3 | 54.4 | 34.8 | 23.0 | 5.4 | 63.3 | 296 |
| | 15-17 | 100.0 | 100.0 | 97.3 | 87.3 | 63.9 | 46.3 | 29.3 | 17.7 | 6.8 | 60.1 | 294 |
| | 18-20 | 100.0 | 100.0 | 98.3 | 87.2 | 72.6 | 53.1 | 34.0 | 20.1 | 7.3 | 63.0 | 288 |
| | 21-23 | 100.0 | 100.0 | 100.0 | 96.6 | 88.4 | 76.8 | 57.3 | 36.5 | 15.0 | 72.8 | 293 |
| | TOTALS | 100.0 | 100.0 | 99.2 | 94.5 | 84.6 | 72.6 | 56.4 | 39.8 | 18.9 | 72.1 | 2319 |

GLOBAL CLIMATOLOGY BRANCH
USAFETAC
AIR WEATHER SERVICE/MAC

CUMULATIVE PERCENTAGE FREQUENCY OF OCCURRENCE
FROM HOURLY OBSERVATIONS

RELATIVE HUMIDITY

STATION NUMBER: 225500 STATION NAME: ARKHANGELSK USSR

PERIOD OF RECORD: 78-87
MONTH: MAY

| MONTH | HOURS (LST) | PERCENTAGE FREQUENCY OF RELATIVE HUMIDITY GREATER THAN | | | | | | | | | MEAN RELATIVE HUMIDITY | TOTAL NUM OBS |
|---|---|---|---|---|---|---|---|---|---|---|---|---|
| | | 10% | 20% | 30% | 40% | 50% | 60% | 70% | 80% | 90% | | |
| MAY | 00-02 | 100.0 | 100.0 | 100.0 | 99.0 | 96.0 | 84.7 | 68.0 | 48.3 | 22.7 | 77.3 | 301 |
| | 03-05 | 100.0 | 100.0 | 100.0 | 100.0 | 99.3 | 93.4 | 77.5 | 58.3 | 29.5 | 80.9 | 301 |
| | 06-08 | 100.0 | 100.0 | 100.0 | 100.0 | 98.3 | 91.0 | 68.9 | 43.5 | 18.7 | 77.2 | 295 |
| | 09-11 | 100.0 | 100.0 | 99.3 | 92.3 | 75.6 | 55.2 | 32.1 | 17.7 | 8.4 | 63.9 | 295 |
| | 12-14 | 100.0 | 99.0 | 88.7 | 71.7 | 54.0 | 31.7 | 19.3 | 12.3 | 6.7 | 54.1 | 300 |
| | 15-17 | 100.0 | 98.0 | 82.3 | 65.3 | 48.0 | 30.0 | 18.0 | 10.7 | 4.7 | 51.8 | 300 |
| | 18-20 | 100.0 | 99.0 | 91.2 | 74.3 | 56.8 | 34.8 | 22.0 | 15.5 | 6.8 | 55.8 | 296 |
| | 21-23 | 100.0 | 100.0 | 99.0 | 94.4 | 82.0 | 61.0 | 38.7 | 22.0 | 11.1 | 66.6 | 305 |
| | TOTALS | 100.0 | 99.5 | 95.1 | 87.1 | 76.3 | 60.2 | 43.1 | 28.5 | 13.3 | 66.0 | 2401 |

GLOBAL CLIMATOLOGY BRANCH
USAFETAC
AIR WEATHER SERVICE/MAC

CUMULATIVE PERCENTAGE FREQUENCY OF OCCURRENCE
FROM HOURLY OBSERVATIONS

RELATIVE HUMIDITY

STATION NUMBER: 22550 STATION NAME: ARKHANGELSK USSR

PERIOD OF RECORD: 78-87
MONTH: JUN

| MONTH | HOURS (LST) | PERCENTAGE FREQUENCY OF RELATIVE HUMIDITY GREATER THAN | | | | | | | | | MEAN RELATIVE HUMIDITY | TOTAL NUM OBS |
|---|---|---|---|---|---|---|---|---|---|---|---|---|
| | | 10% | 20% | 30% | 40% | 50% | 60% | 70% | 80% | 90% | | |
| JUN | 00-02 | 100.0 | 100.0 | 100.0 | 99.7 | 96.2 | 89.1 | 78.2 | 57.7 | 25.9 | 80.2 | 293 |
| | 03-05 | 100.0 | 100.0 | 100.0 | 99.7 | 99.7 | 94.5 | 84.6 | 68.9 | 39.2 | 84.6 | 293 |
| | 06-08 | 100.0 | 100.0 | 100.0 | 100.0 | 97.3 | 88.9 | 69.0 | 41.8 | 19.2 | 77.2 | 297 |
| | 09-11 | 100.0 | 99.7 | 98.6 | 93.2 | 78.2 | 54.8 | 36.1 | 18.7 | 8.2 | 64.3 | 294 |
| | 12-14 | 100.0 | 100.0 | 95.3 | 77.3 | 54.2 | 38.0 | 24.7 | 11.2 | 4.1 | 56.2 | 295 |
| | 15-17 | 100.0 | 99.7 | 93.2 | 71.8 | 52.0 | 37.8 | 20.7 | 10.5 | 4.4 | 54.8 | 294 |
| | 18-20 | 100.0 | 99.7 | 95.6 | 75.4 | 57.0 | 38.6 | 25.6 | 14.0 | 6.5 | 56.6 | 293 |
| | 21-23 | 100.0 | 100.0 | 99.0 | 93.2 | 81.6 | 61.6 | 37.4 | 24.8 | 11.6 | 66.7 | 294 |
| | TOTALS | 100.0 | 99.9 | 97.7 | 88.8 | 77.0 | 62.9 | 47.0 | 31.0 | 14.9 | 67.6 | 2353 |

GLOBAL CLIMATOLOGY BRANCH
USAFETAC
AIR WEATHER SERVICE/MAC

CUMULATIVE PERCENTAGE FREQUENCY OF OCCURRENCE
FROM HOURLY OBSERVATIONS

RELATIVE HUMIDITY

STATION NUMBER: 225500 STATION NAME: ARKHANGELSK USSR

PERIOD OF RECORD: 78-87
MONTH: JUL

| MONTH | HOURS (LST) | PERCENTAGE FREQUENCY OF RELATIVE HUMIDITY GREATER THAN | | | | | | | | | MEAN RELATIVE HUMIDITY | TOTAL NUM OBS |
|---|---|---|---|---|---|---|---|---|---|---|---|---|
| | | 10% | 20% | 30% | 40% | 50% | 60% | 70% | 80% | 90% | | |
| JUL | 00-02 | 100.0 | 100.0 | 100.0 | 100.0 | 99.3 | 96.7 | 88.5 | 70.4 | 39.1 | 84.8 | 304 |
| | 03-05 | 100.0 | 100.0 | 100.0 | 100.0 | 99.7 | 99.3 | 95.4 | 82.7 | 53.4 | 88.7 | 307 |
| | 06-08 | 100.0 | 100.0 | 100.0 | 100.0 | 100.0 | 98.4 | 92.1 | 69.1 | 28.9 | 84.4 | 304 |
| | 09-11 | 100.0 | 100.0 | 100.0 | 99.7 | 95.9 | 80.1 | 56.4 | 28.0 | 13.4 | 72.8 | 307 |
| | 12-14 | 100.0 | 100.0 | 98.7 | 93.7 | 79.1 | 53.6 | 34.1 | 16.2 | 7.0 | 63.8 | 302 |
| | 15-17 | 100.0 | 100.0 | 98.7 | 90.1 | 69.9 | 46.4 | 26.1 | 13.6 | 6.0 | 61.0 | 302 |
| | 18-20 | 100.0 | 100.0 | 99.3 | 93.0 | 74.5 | 55.0 | 33.4 | 19.9 | 7.3 | 64.1 | 302 |
| | 21-23 | 100.0 | 100.0 | 100.0 | 98.4 | 96.1 | 83.0 | 64.4 | 36.3 | 12.7 | 74.5 | 306 |
| | TOTALS | 100.0 | 100.0 | 99.6 | 96.9 | 89.3 | 76.6 | 61.6 | 42.0 | 21.0 | 74.3 | 2434 |

CUMULATIVE PERCENTAGE FREQUENCY OF OCCURRENCE
FROM HOURLY OBSERVATIONS

RELATIVE HUMIDITY

STATION NAME: ARKHANGELSK USSR

PERIOD OF RECORD: 79-87
MONTH: AUG

| | PERCENTAGE FREQUENCY OF RELATIVE HUMIDITY GREATER THAN | | | | | | | | | MEAN RELATIVE HUMIDITY | TOTAL NUM OBS |
|---|---|---|---|---|---|---|---|---|---|---|---|
| | 1% | 2% | 3% | 4% | 5% | 6% | 7% | 8% | 9% | | |
| | 100.0 | 100.0 | 100.0 | 100.0 | 100.0 | 99.7 | 99.4 | 83.3 | 51.9 | 88.5 | 309 |
| | 100.0 | 100.0 | 100.0 | 100.0 | 99.7 | 99.7 | 99.0 | 89.6 | 63.2 | 90.9 | 299 |
| | 100.0 | 100.0 | 100.0 | 100.0 | 99.7 | 99.7 | 99.3 | 89.7 | 59.0 | 90.7 | 300 |
| | 100.0 | 100.0 | 100.0 | 100.0 | 99.3 | 94.1 | 82.3 | 48.5 | 21.3 | 80.4 | 309 |
| | 100.0 | 100.0 | 100.0 | 97.7 | 90.0 | 70.2 | 45.5 | 20.1 | 9.0 | 68.8 | 299 |
| | 100.0 | 100.0 | 100.0 | 98.8 | 83.8 | 58.4 | 36.4 | 18.2 | 7.8 | 65.5 | 308 |
| | 100.0 | 100.0 | 100.0 | 98.0 | 89.0 | 73.3 | 48.7 | 23.3 | 10.7 | 70.0 | 300 |
| | 100.0 | 100.0 | 100.0 | 99.7 | 99.0 | 97.7 | 88.8 | 62.5 | 24.7 | 83.3 | 304 |
| | 100.0 | 100.0 | 100.0 | 99.9 | 94.7 | 86.6 | 74.4 | 54.4 | 31.9 | 79.8 | 2420 |

GLOBAL CLIMATOLOGY BRANCH
USAFETAC
AIR WEATHER SERVICE/MAC

CUMULATIVE PERCENTAGE FREQUENCY OF OCCURRENCE
FROM HOURLY OBSERVATIONS

RELATIVE HUMIDITY

STATION NUMBER: 225000 STATION NAME: ARKHANGELSK USSR

PERIOD OF RECORD: 73-87
MONTH: SEP

| MONTH | HOURS (LST) | PERCENTAGE FREQUENCY OF RELATIVE HUMIDITY GREATER THAN | | | | | | | | | MEAN RELATIVE HUMIDITY | TOTAL NUM OBS |
|---|---|---|---|---|---|---|---|---|---|---|---|---|
| | | 10% | 20% | 30% | 40% | 50% | 60% | 70% | 80% | 90% | | |
| SEP | 00-02 | 100.0 | 100.0 | 100.0 | 100.0 | 99.7 | 99.7 | 98.6 | 89.0 | 65.2 | 90.8 | 290 |
| | 03-05 | 100.0 | 100.0 | 100.0 | 100.0 | 100.0 | 100.0 | 99.0 | 93.0 | 69.7 | 92.4 | 287 |
| | 06-08 | 100.0 | 100.0 | 100.0 | 100.0 | 100.0 | 100.0 | 99.3 | 95.8 | 74.1 | 93.3 | 294 |
| | 09-11 | 100.0 | 100.0 | 100.0 | 100.0 | 99.7 | 99.3 | 97.3 | 81.8 | 49.7 | 88.2 | 296 |
| | 12-14 | 100.0 | 100.0 | 100.0 | 99.7 | 97.2 | 86.5 | 66.3 | 42.7 | 17.4 | 76.5 | 288 |
| | 15-17 | 100.0 | 100.0 | 100.0 | 98.6 | 90.8 | 73.6 | 53.1 | 30.9 | 11.6 | 71.5 | 292 |
| | 18-20 | 100.0 | 100.0 | 100.0 | 100.0 | 98.3 | 93.4 | 75.1 | 49.8 | 19.7 | 79.0 | 289 |
| | 21-23 | 100.0 | 100.0 | 100.0 | 100.0 | 99.7 | 98.0 | 95.3 | 77.9 | 50.0 | 87.6 | 296 |
| | TOTALS | 100.0 | 100.0 | 100.0 | 99.8 | 98.2 | 93.8 | 85.5 | 70.1 | 44.8 | 84.9 | 2324 |

GLOBAL CLIMATOLOGY BRANCH
USAFETAC
AIR WEATHER SERVICE/MAC

CUMULATIVE PERCENTAGE FREQUENCY OF OCCURRENCE
FROM HOURLY OBSERVATIONS

RELATIVE HUMIDITY

STATION NUMBER: 225500 STATION NAME: ARKHANGELSK USSR

PERIOD OF RECORD: 77-86
MONTH: OCT

| MONTH | HOURS (LST) | PERCENTAGE FREQUENCY OF RELATIVE HUMIDITY GREATER THAN | | | | | | | | | MEAN RELATIVE HUMIDITY | TOTAL NUM OBS |
|---|---|---|---|---|---|---|---|---|---|---|---|---|
| | | 10% | 20% | 30% | 40% | 50% | 60% | 70% | 80% | 90% | | |
| OCT | 00-02 | 100.0 | 100.0 | 100.0 | 100.0 | 99.7 | 99.3 | 96.0 | 89.6 | 58.9 | 89.8 | 297 |
| | 03-05 | 100.0 | 100.0 | 100.0 | 100.0 | 99.3 | 99.0 | 96.7 | 89.8 | 69.1 | 90.8 | 304 |
| | 06-08 | 100.0 | 100.0 | 100.0 | 100.0 | 100.0 | 99.3 | 97.7 | 92.7 | 67.7 | 91.3 | 300 |
| | 09-11 | 100.0 | 100.0 | 100.0 | 100.0 | 99.6 | 99.6 | 97.8 | 88.9 | 60.2 | 90.2 | 279 |
| | 12-14 | 100.0 | 100.0 | 100.0 | 99.7 | 99.3 | 96.6 | 85.8 | 67.1 | 41.7 | 85.0 | 295 |
| | 15-17 | 100.0 | 100.0 | 100.0 | 100.0 | 97.7 | 92.4 | 77.2 | 60.6 | 36.8 | 82.0 | 302 |
| | 18-20 | 100.0 | 100.0 | 100.0 | 100.0 | 99.3 | 97.3 | 89.2 | 74.6 | 46.1 | 86.2 | 295 |
| | 21-23 | 100.0 | 100.0 | 100.0 | 100.0 | 99.7 | 98.7 | 94.8 | 81.3 | 54.4 | 88.4 | 309 |
| | TOTALS | 100.0 | 100.0 | 100.0 | 100.0 | 99.3 | 97.9 | 91.9 | 80.6 | 54.1 | 88.0 | 2377 |

GLOBAL CLIMATOLOGY BRANCH
USAFETAC
AIR WEATHER SERVICE/MAC

CUMULATIVE PERCENTAGE FREQUENCY OF OCCURRENCE
FROM HOURLY OBSERVATIONS

RELATIVE HUMIDITY

STATION NUMBER: 225500 STATION NAME: ARKHANGELSK USSR

PERIOD OF RECORD: 77-86
MONTH: NOV

| MONTH | HOURS (LST) | PERCENTAGE FREQUENCY OF RELATIVE HUMIDITY GREATER THAN | | | | | | | | | MEAN RELATIVE HUMIDITY | TOTAL NUM OBS |
|---|---|---|---|---|---|---|---|---|---|---|---|---|
| | | 10% | 20% | 30% | 40% | 50% | 60% | 70% | 80% | 90% | | |
| NOV | 00-02 | 100.0 | 100.0 | 100.0 | 99.7 | 99.7 | 99.7 | 97.6 | 88.1 | 55.4 | 86.9 | 294 |
| | 03-05 | 100.0 | 100.0 | 100.0 | 100.0 | 99.7 | 99.3 | 96.3 | 90.7 | 54.7 | 89.3 | 291 |
| | 06-08 | 100.0 | 100.0 | 100.0 | 100.0 | 100.0 | 100.0 | 98.3 | 89.8 | 56.3 | 89.6 | 293 |
| | 09-11 | 100.0 | 100.0 | 100.0 | 100.0 | 100.0 | 100.0 | 98.9 | 88.8 | 51.1 | 89.0 | 268 |
| | 12-14 | 100.0 | 100.0 | 100.0 | 100.0 | 100.0 | 100.0 | 97.9 | 85.4 | 44.4 | 86.1 | 288 |
| | 15-17 | 100.0 | 100.0 | 100.0 | 100.0 | 100.0 | 99.3 | 97.6 | 83.6 | 42.8 | 87.5 | 292 |
| | 18-20 | 100.0 | 100.0 | 100.0 | 100.0 | 100.0 | 99.3 | 97.3 | 88.3 | 50.9 | 88.6 | 291 |
| | 21-23 | 100.0 | 100.0 | 100.0 | 100.0 | 99.7 | 99.7 | 98.3 | 89.7 | 52.7 | 88.9 | 292 |
| | TOTALS | 100.0 | 100.0 | 100.0 | 100.0 | 99.9 | 99.7 | 98.0 | 88.1 | 51.0 | 88.7 | 2334 |

GLOBAL CLIMATOLOGY BRANCH
USAFETAC
AIR WEATHER SERVICE/MAC

CUMULATIVE PERCENTAGE FREQUENCY OF OCCURRENCE
FROM HOURLY OBSERVATIONS

RELATIVE HUMIDITY

STATION NUMBER: 225500 STATION NAME: ARKHANGELSK USSR

PERIOD OF RECORD: 77-86
MONTH: DEC

| MONTH | HOURS (LST) | PERCENTAGE FREQUENCY OF RELATIVE HUMIDITY GREATER THAN | | | | | | | | | MEAN RELATIVE HUMIDITY | TOTAL NUM OBS |
|---|---|---|---|---|---|---|---|---|---|---|---|---|
| | | 10% | 20% | 30% | 40% | 50% | 60% | 70% | 80% | 90% | | |
| DEC | 00-02 | 100.0 | 100.0 | 100.0 | 100.0 | 100.0 | 100.0 | 99.7 | 83.4 | 39.1 | 86.9 | 337 |
| | 03-05 | 100.0 | 100.0 | 100.0 | 100.0 | 100.0 | 99.7 | 98.0 | 84.5 | 39.8 | 86.6 | 304 |
| | 06-08 | 100.0 | 100.0 | 100.0 | 100.0 | 99.7 | 99.3 | 98.0 | 82.6 | 37.1 | 86.3 | 295 |
| | 09-11 | 100.0 | 100.0 | 100.0 | 100.0 | 99.6 | 99.6 | 98.9 | 81.2 | 39.8 | 86.4 | 276 |
| | 12-14 | 100.0 | 100.0 | 100.0 | 100.0 | 99.7 | 99.3 | 97.3 | 81.7 | 34.2 | 86.1 | 301 |
| | 15-17 | 100.0 | 100.0 | 100.0 | 100.0 | 100.0 | 100.0 | 99.0 | 83.9 | 34.2 | 86.4 | 304 |
| | 18-20 | 100.0 | 100.0 | 100.0 | 100.0 | 100.0 | 100.0 | 98.7 | 82.8 | 35.3 | 86.5 | 303 |
| | 21-23 | 100.0 | 100.0 | 100.0 | 100.0 | 100.0 | 99.7 | 98.0 | 83.4 | 35.9 | 86.3 | 301 |
| | TOTALS | 100.0 | 100.0 | 100.0 | 100.0 | 99.9 | 99.7 | 98.5 | 82.9 | 36.7 | 86.4 | 2395 |

GLOBAL CLIMATOLOGY BRANCH
USAFETAC
AIR WEATHER SERVICE/MAC

CUMULATIVE PERCENTAGE FREQUENCY OF OCCURRENCE
FROM HOURLY OBSERVATIONS

RELATIVE HUMIDITY

STATION NUMBER: 225500 STATION NAME: ARKHANGELSK USSR

PERIOD OF RECORD: 77-87
MONTH: ALL

| MONTH | HOURS (LST) | PERCENTAGE FREQUENCY OF RELATIVE HUMIDITY GREATER THAN | | | | | | | | MEAN RELATIVE HUMIDITY | TOTAL NUM OBS |
|---|---|---|---|---|---|---|---|---|---|---|---|
| | | 10% | 20% | 30% | 40% | 50% | 60% | 70% | 80% | 90% | | |
| JAN | ALL | 100.0 | 100.0 | 100.0 | 99.8 | 99.8 | 99.5 | 96.8 | 71.2 | 27.1 | 84.1 | 2384 |
| FEB | | 100.0 | 100.0 | 100.0 | 100.0 | 99.4 | 97.8 | 93.8 | 72.7 | 26.5 | 83.7 | 2170 |
| MAR | | 100.0 | 100.0 | 100.0 | 99.3 | 96.4 | 91.2 | 79.9 | 59.6 | 25.7 | 80.4 | 2398 |
| APR | | 100.0 | 100.0 | 99.2 | 94.5 | 84.6 | 72.6 | 56.4 | 39.8 | 18.8 | 72.1 | 2319 |
| MAY | | 100.0 | 99.5 | 95.1 | 87.1 | 76.3 | 60.2 | 43.1 | 28.5 | 13.3 | 66.0 | 2401 |
| JUN | | 100.0 | 99.9 | 97.7 | 88.8 | 77.0 | 62.9 | 47.0 | 31.0 | 14.9 | 67.6 | 2353 |
| JUL | | 100.0 | 100.0 | 99.6 | 96.9 | 89.3 | 76.6 | 61.6 | 42.0 | 21.0 | 74.3 | 2434 |
| AUG | | 100.0 | 100.0 | 100.0 | 98.9 | 94.7 | 86.6 | 74.4 | 54.4 | 30.8 | 79.8 | 2420 |
| SEP | | 100.0 | 100.0 | 100.0 | 99.8 | 98.2 | 93.8 | 85.5 | 70.1 | 44.8 | 84.9 | 2324 |
| OCT | | 100.0 | 100.0 | 100.0 | 100.0 | 99.3 | 97.8 | 91.9 | 80.6 | 54.1 | 88.0 | 2377 |
| NOV | | 100.0 | 100.0 | 100.0 | 100.0 | 99.9 | 99.7 | 98.0 | 88.1 | 51.0 | 88.7 | 2309 |
| DEC | | 100.0 | 100.0 | 100.0 | 100.0 | 99.9 | 99.7 | 98.5 | 82.9 | 36.7 | 86.4 | 2395 |
| | TOTALS | 100.0 | 100.0 | 99.3 | 97.1 | 92.9 | 86.5 | 77.2 | 60.1 | 30.4 | 79.7 | 28282 |



PRESSURE SUMMARIES

STATION PRESSURE SUMMARIES

DATA DERIVED FROM HOURLY OBSERVATIONS.

SUMMARIZED BY THE STANDARD 3-HOUR TIME GROUPS BY MONTH, MONTHLY AND ANNUALLY (ALL YEARS COMBINED).

PRESENTED ARE THE MEANS, STANDARD DEVIATIONS AND OBSERVATION COUNTS.

SEA LEVEL PRESSURE SUMMARIES

DATA DERIVED FROM HOURLY OBSERVATIONS.

SUMMARIZED BY THE STANDARD 3-HOUR TIME GROUPS BY MONTH, MONTHLY AND ANNUALLY (ALL YEARS COMBINED).

PRESENTED ARE THE MEANS, STANDARD DEVIATIONS AND OBSERVATION COUNTS.

GLOBAL CLIMATOLOGY BRANCH
USAFETAC
AIR WEATHER SERVICE/MAC

SEA LEVEL PRESSURE IN MBS FROM HOURLY OBSERVATIONS

MEANS AND STANDARD DEVIATIONS

STATION NUMBER: 225CC STATION NAME: ARKHANGELSK USSR

PERIOD OF RECORD: 77-87

| HOURS LST | STATS | JAN | FEB | MAR | APR | MAY | JUN | JUL | AUG | SEP | OCT | NOV | DEC | ANN |
|---|---|---|---|---|---|---|---|---|---|---|---|---|---|---|
| | MEAN | 1016.2 | 1017.7 | 1016.5 | 1013.6 | 1016.8 | 1011.5 | 1010.9 | 1011.6 | 1009.7 | 1009.0 | 1007.6 | 1009.1 | 1012.0 |
| 00 | SD | 15.791 | 15.447 | 14.560 | 9.936 | 7.800 | 6.879 | 6.951 | 7.330 | 9.446 | 11.714 | 14.526 | 15.416 | 12.193 |
| | TOT OBS | 300 | 272 | 305 | 291 | 303 | 292 | 303 | 304 | 291 | 296 | 293 | 307 | 3555 |
| | MEAN | 1016.1 | 1018.1 | 1016.4 | 1013.2 | 1016.8 | 1011.5 | 1011.0 | 1011.7 | 1009.6 | 1008.3 | 1007.6 | 1009.0 | 1011.9 |
| 03 | SD | 15.705 | 15.731 | 14.230 | 10.371 | 8.026 | 7.138 | 7.188 | 7.604 | 9.696 | 11.499 | 14.390 | 15.271 | 12.323 |
| | TOT OBS | 300 | 272 | 304 | 293 | 304 | 293 | 306 | 301 | 289 | 303 | 292 | 304 | 3559 |
| | MEAN | 1016.1 | 1017.6 | 1016.4 | 1013.1 | 1016.9 | 1011.6 | 1011.2 | 1011.5 | 1009.4 | 1008.4 | 1007.5 | 1008.7 | 1011.9 |
| 06 | SD | 15.697 | 15.531 | 14.196 | 10.442 | 8.209 | 7.277 | 7.274 | 7.724 | 9.642 | 11.935 | 14.651 | 15.052 | 12.369 |
| | TOT OBS | 298 | 273 | 303 | 295 | 299 | 293 | 304 | 299 | 297 | 294 | 291 | 298 | 3534 |
| | MEAN | 1016.2 | 1017.7 | 1017.2 | 1013.2 | 1016.9 | 1011.6 | 1011.1 | 1011.5 | 1009.6 | 1008.1 | 1007.9 | 1008.5 | 1011.9 |
| 09 | SD | 16.318 | 15.247 | 14.374 | 10.893 | 8.294 | 7.378 | 7.214 | 7.766 | 9.831 | 12.097 | 14.847 | 15.220 | 12.413 |
| | TOT OBS | 276 | 260 | 276 | 270 | 301 | 291 | 305 | 301 | 296 | 282 | 272 | 277 | 3401 |
| | MEAN | 1016.5 | 1018.2 | 1016.5 | 1013.4 | 1017.0 | 1011.4 | 1011.2 | 1011.4 | 1009.5 | 1008.7 | 1007.7 | 1009.1 | 1012.0 |
| 12 | SD | 16.111 | 15.357 | 14.217 | 10.523 | 8.060 | 7.204 | 7.045 | 7.725 | 9.634 | 12.037 | 14.601 | 15.285 | 12.379 |
| | TOT OBS | 297 | 279 | 304 | 297 | 304 | 295 | 304 | 300 | 299 | 293 | 288 | 306 | 3553 |
| | MEAN | 1016.5 | 1018.3 | 1016.5 | 1013.4 | 1016.8 | 1011.2 | 1010.9 | 1011.4 | 1009.7 | 1008.6 | 1007.9 | 1009.1 | 1012.0 |
| 15 | SD | 16.098 | 15.368 | 14.152 | 10.285 | 7.867 | 7.021 | 6.860 | 7.469 | 9.548 | 11.928 | 14.567 | 15.404 | 12.277 |
| | TOT OBS | 302 | 274 | 303 | 292 | 299 | 297 | 305 | 307 | 293 | 302 | 292 | 301 | 3567 |
| | MEAN | 1016.4 | 1018.2 | 1016.6 | 1013.2 | 1016.5 | 1011.2 | 1010.8 | 1011.4 | 1009.5 | 1009.3 | 1007.9 | 1009.1 | 1011.9 |
| 18 | SD | 15.998 | 15.112 | 13.998 | 10.029 | 7.810 | 6.855 | 6.736 | 7.303 | 9.418 | 11.861 | 14.578 | 15.456 | 12.202 |
| | TOT OBS | 305 | 275 | 304 | 292 | 297 | 292 | 302 | 299 | 296 | 293 | 293 | 304 | 3534 |
| | MEAN | 1016.5 | 1018.0 | 1016.7 | 1013.5 | 1016.8 | 1011.0 | 1010.8 | 1011.3 | 1009.9 | 1008.9 | 1007.7 | 1008.7 | 1012.0 |
| 21 | SD | 15.679 | 15.273 | 13.983 | 9.849 | 7.583 | 6.864 | 6.769 | 7.466 | 9.359 | 11.747 | 14.447 | 15.277 | 12.142 |
| | TOT OBS | 303 | 273 | 303 | 295 | 305 | 292 | 307 | 304 | 295 | 304 | 293 | 303 | 3577 |
| | MEAN | 1016.3 | 1017.9 | 1016.6 | 1013.3 | 1016.8 | 1011.4 | 1011.0 | 1011.5 | 1009.6 | 1008.7 | 1007.7 | 1008.9 | 1011.9 |
| ALL | SD | 15.972 | 15.371 | 14.114 | 10.276 | 7.936 | 7.075 | 6.999 | 7.543 | 9.604 | 11.911 | 14.553 | 15.279 | 12.285 |
| HOURS | TOT OBS | 2383 | 2161 | 2396 | 2375 | 2412 | 2345 | 2436 | 2415 | 2326 | 2372 | 2314 | 2400 | 28295 |

SUPPLEMENTAL DATA SECTION SPECIAL CAVEAT PAGE

1. GIVE PARTICULAR ATTENTION TO THE HOURS OF OPERATION PROVIDED AT BEGINNING OF THE LIST.

2. EXTREMES OCCURRING DURING NON-OPERATIONAL HOURS AND/OR DAYS WILL NOT REFLECT IN THESE SUMMARIES.

3. 24-HOUR PRECIPITATION (INCLUDING SNOWFALL AND SNOW DEPTH) VALUES MAY NOT REFLECT TRUE 24-HOUR AMOUNTS.

A. RECORDED PRECIPITATION AMOUNTS FOLLOWING WEEKENDS AND/OR HOLIDAYS FREQUENTLY REPRESENT AMOUNTS MEASURED FOR PERIODS GREATER THAN 24 HOURS.

B. PERIODS GREATER THAN 24 HOURS DO NOT TAKE INTO ACCOUNT EVAPORATION.

C. THIS 24-HOUR AMOUNT MAY, BUT MORE FREQUENTLY DOES NOT REPRESENT THE STANDARD CLIMATOLOGICAL 24-HOUR "MIDNIGHT TO MIDNIGHT" AMOUNT.

D. COMBINATIONS OF THE ABOVE LIMITATIONS TEND TO FURTHER EXAGGERATE THE QUESTIONABILITY OF THESE 24-HOUR AMOUNTS.

4. MONTHLY AMOUNTS OF PRECIPITATION (INCLUDING SNOWFALL) ARE NOT AS SERIOUSLY AFFECTED AS THE 24-HOUR VALUES. HOWEVER, EVAPORATION (SUBLIMATION) CAN CAUSE "BOGUS" AMOUNTS TO BE INCLUDED FOR NON-OPERATIONAL PERIODS WHERE THE VALUES ARE DEPENDENT ON THE LENGTH OF TIME OF THESE NON-OPERATIONAL PERIODS.

5. THE TEMPERATURES SUMMARIES REPRESENT THE "HIGH" AND "LOW" SUMMARIZED TEMPERATURES AND NOT THE ACTUAL MAXIMUM AND MINIMUM TEMPERATURES.

USAFETAC RECOMMENDS THAT COPIES OF FULL TIME PERIODS, WHEN AVAILABLE, BE ACCOMPANIED BY THE CAVEAT --EXTREMES OCCURRING OUTSIDE THE FULL TIME PERIOD SUMMARIZED ARE NOT REFLECTED IN THESE SUMMARIES.

USAFETAC ALSO RECOMMENDS LIMITED DISTRIBUTION OF THE LIMITED OR PART TIME PERIOD TO METEOROLOGIST (TECHNICIANS), AND BE ACCOMPANIED BY THIS CAVEAT PAGE.

## SUPPLEMENTAL DATA SECTION--SUMMARY OF DAY DATA

### ATMOSPHERIC PHENOMENA SUMMARY

1. A PERCENTAGE FREQUENCY OF DAYS SUMMARY OF VARIOUS ATMOSPHERIC PHENOMENA AND PRECIPITATIONS TO VISION.

2. DATA BASED ON SUMMARY OF DAY DATA.

3. SUMMARIZED BY MONTH WITH ALL HOURS AND ALL YEARS COMBINED.

### PRECIPITATION, SNOWFALL AND SNOW DEPTH SUMMARIES

PERCENTAGE FREQUENCY OF VARIOUS DAILY AMOUNTS OF PRECIPITATION (SNOWFALL AND SNOW DEPTH) SUMMARIES

THESE SUMMARIES ARE GIVEN FROM SUMMARY OF DAY DATA.

DATA IS SUMMARIZED MONTHLY AND ANNUALLY WITH ALL YEARS COMBINED.

DISPLAYED ARE: PERCENT OF DAYS WITH MEASURABLE AMOUNTS, PERCENT OF DAYS WITH NO AMOUNTS, TRACES, GIVEN AMOUNTS, MEANS, GREATEST AMOUNTS AND LEAST AMOUNTS (THE STATISTICAL VALUES ARE NOT INCLUDED IN THE SNOW DEPTH SUMMARY BECAUSE OF THEIR DOUBTFUL AND LIMITED VALUE).

ALSO PROVIDED ARE THE OBSERVATION COUNTS.

A VALUE OF ".0" IN THESE TABLES INDICATES LESS THAN .05% WHICH USUALLY INDICATES ONLY ONE OCCURRENCE.

### EXTREME DAILY AMOUNTS OF PRECIPITATION (SNOWFALL AND SNOW DEPTH) SUMMARIES

DATA USED IS FROM SUMMARY OF DAY DATA.

LISTED ARE THE EXTREME DAILY AMOUNTS OF PRECIPITATION, SNOWFALL AND SNOW DEPTH BY INDIVIDUAL MONTH AND YEAR.

ALSO PRESENTED ARE THE MEANS, STANDARD DEVIATIONS AND TOTAL OBSERVATIONS COUNTS.

AN A LETTER "M" PRESENT IN THE TABLES INDICATES THAT THE EXTREME VALUE FOR THAT YEAR AND MONTH OCCURRED DURING AN INCOMPLETE MONTH (AT LEAST ONE DAY OF THE MONTH IS MISSING).

WHEN A MONTH HAS VALID OBSERVATIONS REPORTED BUT NO OCCURRENCES, ZERO ARE DISPLAYED IN THE TABLES:

EXTREME DAILY PRECIPITATION: "0.0" EQUALS NONE FOR THE MONTH (NO MEASURABLE)

EXTREME DAILY SNOWFALL: "0.0" EQUALS NONE FOR THE MONTH (TRACE)

EXTREME DAILY SNOW DEPTH: "00" EQUALS NONE FOR THE MONTH (NO SNOW ON GROUND)

TOTAL MONTHLY AMOUNTS OF PRECIPITATION AND SNOWFALL SUMMARIES

DATA DERIVED FROM SUMMARY OF DAY DATA.

DATA PRESENTED BY YEAR AND MONTH.

ALSO PRESENTED ARE THE MEANS, STANDARD DEVIATIONS AND TOTAL OBSERVATION COUNTS.

AN ASTERISK "*" IN THE TABLES INDICATES THAT ONE OR MORE DAYS WERE MISSING FOR THE MONTH.

NO OCCURRENCES FOR THE MONTH ARE INDICATED BY ZEROS.

IF THE AMOUNT IS A TRACE, THEN "TRACE" IS PRINTED IN THE TABLES.

STATISTICAL VALUES DO NOT INCLUDE MEASUREMENTS FROM INCOMPLETE MONTHS.

## SURFACE WIND SUMMARIES

EXTREME VALUES OF PEAK WINDS

DATA DERIVED FROM SUMMARY OF DAY DATA.

VALUES PRESENTED BY INDIVIDUAL MONTH AND YEAR WITH ALL YEARS COMBINED.

SPEED PRESENTED IN KNOTS.

DIRECTIONS PRESENTED IN 16 COMPASS POINTS FROM BEGINNING OF PERIOD OF RECORD THROUGH JUNE 1968. COMMENCING JULY 1968 DIRECTIONS PRESENTED IN TENS OF DEGREES.

## TEMPERATURE AND RELATIVE HUMIDITY SUMMARIES

COMPLETIVE PERCENTAGE FREQUENCY OF OCCURRENCE OF DAILY MAXIMUM (MINIMUM AND MEAN) TEMPERATURES

DATA DERIVED FROM SUMMARY OF DAY DATA.

PERCENTAGE TABULATIONS PRESENTED BY 5-DEGREE FAHRENHEIT INCREMENTS PLUS THE MEAN, STANDARD DEVIATIONS AND TOTAL OBSERVATION COUNT.

THE MINIMUM TABLE ALSO INCLUDES A 33 FAHRENHEIT DEGREE INCREMENT.

SINCE MANY STATIONS/SITES DO NOT HAVE MAXIMUM/MINIMUM THERMOMETERS, THESE TEMPERATURES WERE SELECTED BY SCANNING THE HOURLY OBSERVATIONS FOR THE HIGHEST AND LOWEST VALUES.

STATISTICS DO NOT INCLUDE INCOMPLETE MONTHS (THOSE CONTAINING ASTERISKS).

[illegible] MONTHS ARE REQUIRED FOR COMPUTATION AND DISPLAY OF STATISTICAL VALUES.

EXTREME MAXIMUM VS. MINIMUM VALUES

DATA DERIVED FROM SUMMARY OF DAY DATA.

PRESENTED ARE THE HIGHEST (LOWEST) TEMPERATURE FOR THE MONTH FOR EACH YEAR.

ALL PRESENTED ARE STATISTICAL VALUES WITH THE SAME LIMITATIONS MENTIONED ABOVE.

AN ASTERISTIC INDICATES AN INCOMPLETE MONTH.

GLOBAL CLIMATOLOGY BRANCH
USAFETAC
AIR WEATHER SERVICE/MAC

CUMULATIVE PERCENTAGE OF OCCURRENCE OF MAXIMUM TEMPERATURES
FROM SUMMARY OF DAY DATA

STATION NUMBER: 22550 STATION NAME: ARKHANGELSK USSR PERIOD OF RECORD: 59-71, 73-87

| TEMP(F) | JAN | FEB | MAR | APR | MAY | JUN | JUL | AUG | SEP | OCT | NOV | DEC | ANNUAL |
|---|---|---|---|---|---|---|---|---|---|---|---|---|---|
| GE 90 | | | | | | | .1 | | | | | | .0 |
| GE 85 | | | | | | .3 | 1.6 | .8 | | | | | .2 |
| GE 80 | | | | | .7 | 3.3 | 10.5 | 2.5 | | | | | 1.4 |
| GE 75 | | | | | 3.2 | 11.4 | 26.6 | 10.8 | .4 | | | | 4.4 |
| GE 70 | | | | .1 | 6.5 | 23.5 | 42.9 | 22.5 | 2.2 | | | | [illegible] |
| GE 65 | | | | .5 | 12.4 | 37.9 | 61.4 | 35.7 | 5.0 | | | | [illegible] |
| GE 60 | | | | 1.4 | 23.2 | 57.5 | 78.5 | 56.5 | 13.8 | .5 | | | [illegible] |
| GE 55 | | | | 4.7 | 35.7 | 73.6 | 90.1 | 76.4 | 32.6 | 1.5 | | | [illegible] |
| GE 50 | | | | 10.2 | 52.4 | 87.5 | 96.6 | 92.6 | [illegible] | 7.1 | | | [illegible] |
| GE 45 | | | 1.2 | 20.9 | 67.7 | 96.5 | 99.9 | 99.6 | 83.1 | [illegible] | 1.5 | | 41.3 |
| GE 40 | | | 4.1 | 37.0 | 82.3 | 98.9 | 100.0 | 100.0 | 94.0 | 36.3 | 4.0 | | 46.9 |
| GE 35 | 2.5 | 1.9 | 22.7 | 61.5 | 96.2 | 100.0 | | | 99.3 | 67.3 | 22.2 | 3.2 | [illegible] |
| GE 30 | 11.1 | 1[illegible].1 | 46.7 | 85.3 | 99.5 | | | | 100.0 | [illegible] | 54.9 | [illegible] | [illegible] |
| GE 25 | [illegible] | 22.7 | 66.0 | 96.3 | 100.0 | | | | | 95.1 | 71.5 | 41.0 | 76.4 |
| GE 20 | 74.3 | 37.7 | 77.6 | 99.2 | | | | | | [illegible] | 80.1 | 54.1 | 81.9 |
| GE 15 | 49.2 | 57.8 | 88.0 | 100.0 | | | | | | [illegible] | 88.8 | 65.1 | 87.1 |
| GE 10 | 57.9 | 69.4 | 95.0 | | | | | | | 100.0 | 93.8 | 76.0 | 91.0 |
| GE 5 | 67.7 | 79.2 | 97.7 | | | | | | | | 96.5 | 82.9 | 97.7 |
| GE 0 | 76.4 | 87.0 | 99.6 | | | | | | | | 98.4 | 88.2 | 95.8 |
| GE -5 | 82.4 | 92.[illegible] | 99.9 | | | | | | | | 98.8 | 92.7 | 97.1 |
| GE -10 | 88.4 | 95.5 | 100.0 | | | | | | | | 99.6 | 96.6 | 98.3 |
| GE -15 | 92.7 | 98.4 | | | | | | | | | 99.9 | 98.6 | 99.1 |
| GE -20 | 96.3 | 99.1 | | | | | | | | | 100.0 | 99.0 | 99.5 |
| GE -25 | [illegible] | 99.[illegible] | | | | | | | | | | 99.3 | 99.8 |
| GE -30 | 99.3 | 100.0 | | | | | | | | | | 99.9 | 99.9 |
| GE -35 | 99.9 | | | | | | | | | | | 100.0 | 100.0 |
| GE -40 | 100.0 | | | | | | | | | | | | 100.0 |
| MEAN | 11.0 | 14.3 | 26.9 | 37.9 | 51.0 | 61.7 | 67.5 | 61.9 | [illegible] | 37.9 | 27.5 | 18.2 | 38.9 |
| SD | 16.027 | 12.646 | 9.479 | 8.560 | 11.186 | 10.157 | 9.287 | 9.043 | 7.783 | 7.751 | 10.025 | 13.577 | 21.736 |
| TOTAL OBS | 750 | 684 | 777 | 737 | 759 | 736 | 734 | 733 | 697 | 674 | 677 | 713 | 8675 |

GLOBAL CLIMATOLOGY BRANCH
USAFETAC
AIR WEATHER SERVICE/MAC

CUMULATIVE PERCENTAGE OF OCCURRENCE OF MINIMUM TEMPERATURES
FROM SUMMARY OF DAY DATA

STATION NUMBER: 2[illegible]  STATION NAME: ARKHANGELSK USSR  PERIOD OF RECORD: 59-71, 73-87

| TEMPERATURE | JAN | FEB | MAR | APR | MAY | JUN | JUL | AUG | SEP | OCT | NOV | DEC | ANNUAL |
|---|---|---|---|---|---|---|---|---|---|---|---|---|---|
| GE 7 | | | | | | | .4 | | | | | | .0 |
| GE 5 | | | | | | .3 | 3.3 | .5 | | | | | .3 |
| GE 3 | | | | | .1 | 3.6 | 15.7 | 6.3 | .1 | | | | 2.2 |
| GE 1 | | | | | 1.7 | 16.8 | 39.1 | 21.1 | 2.7 | | | | 6.9 |
| GE -1 | | | | | 6.2 | 34.6 | 62.4 | 47.3 | 12.5 | 1.3 | | | 13.8 |
| GE -3 | | | | .1 | 15.3 | 53.8 | 79.8 | 70.0 | 31.3 | 4.3 | .1 | | 21.4 |
| GE -5 | | | | .9 | 27.9 | 69.3 | 94.1 | 87.3 | 53.4 | 12.4 | 1.0 | | 29.1 |
| GE -7 | .3 | | [illegible] | 11.4 | 50.6 | 87.5 | 99.3 | 97.0 | 78.6 | 31.4 | 6.2 | | 38.8 |
| GE -9 | .7 | .1 | 3.7 | 19.8 | 59.8 | 93.5 | 99.7 | 97.8 | 85.1 | 48.9 | 10.3 | 1.1 | 42.9 |
| GE -11 | 1.9 | 1.9 | 13.6 | 35.4 | 78.3 | 98.0 | 100.0 | 99.5 | 94.1 | 65.5 | 27.3 | 7.4 | 51.9 |
| GE -13 | 3.2 | 5.7 | 20.6 | 53.6 | 94.3 | 100.0 | | 100.0 | 99.1 | 80.1 | 48.3 | 19.4 | 61.2 |
| GE -15 | 12.9 | 11.4 | 36.4 | 66.2 | 98.7 | | | | 99.9 | 88.5 | 59.1 | 27.8 | 66.9 |
| GE -17 | 22.1 | 24.7 | 51.4 | 79.2 | 99.9 | | | | 100.0 | 95.1 | 71.2 | 41.2 | 73.7 |
| GE -19 | 33.6 | 36.5 | 64.9 | 91.3 | 100.0 | | | | | 97.8 | 81.4 | 52.9 | 79.9 |
| GE -21 | 44.4 | 48.8 | 74.4 | 97.0 | | | | | | 99.3 | 86.9 | 62.0 | 84.4 |
| GE -23 | 52.4 | 60.2 | 82.1 | 99.1 | | | | | | 99.9 | 91.3 | 70.3 | 87.9 |
| GE -25 | 59.1 | 71.5 | 87.3 | 99.9 | | | | | | 100.0 | 94.8 | 77.1 | 90.8 |
| GE -27 | 66.8 | 78.7 | 92.5 | 100.0 | | | | | | | 97.3 | 84.7 | 93.3 |
| GE -29 | 76.4 | 86.5 | 96.5 | | | | | | | | 99.0 | 90.7 | 95.7 |
| GE -31 | 84.7 | 93.6 | 98.7 | | | | | | | | 99.6 | 95.7 | 97.4 |
| GE -33 | 90.6 | 94.7 | 99.4 | | | | | | | | | 97.3 | 98.5 |
| GE -35 | 94.7 | 97.2 | 99.9 | | | | | | | | 99.9 | 98.6 | 99.2 |
| GE -37 | 97.7 | 99.8 | 100.0 | | | | | | | | 100.0 | 98.9 | 99.6 |
| GE -39 | 98.7 | 100.0 | | | | | | | | | | 99.6 | 99.9 |
| GE -41 | 100.0 | | | | | | | | | | | 100.0 | 100.0 |
| MEAN | -.6 | 2.4 | 13.3 | 23.9 | 35.6 | 45.1 | 51.7 | 48.4 | 40.5 | 30.7 | 20.2 | 8.1 | 26.6 |
| SD | 17.734 | 15.491 | 14.263 | 9.776 | 8.022 | 8.551 | 7.698 | 7.395 | 7.214 | 8.686 | 12.823 | 16.267 | 21.060 |
| TOTAL OBS | 750 | 684 | 777 | 777 | 759 | 736 | 734 | 733 | 697 | 678 | 677 | 713 | 8675 |

GLOBAL CLIMATOLOGY BRANCH
USAFETAC
AIR WEATHER SERVICE/MAC

CUMULATIVE PERCENTAGE OF OCCURRENCE OF MEAN TEMPERATURES
FROM SUMMARY OF DAY DATA

STATION NUMBER: 22550C STATION NAME: ARKHANGELSK USSR PERIOD OF RECORD: 59-71, 73-87

| TEMPERATURE | JAN | FEB | MAR | APR | MAY | JUN | JUL | AUG | SEP | OCT | NOV | DEC | ANNUAL |
|---|---|---|---|---|---|---|---|---|---|---|---|---|---|
| GE 75 | | | | | | .4 | 1.9 | .7 | | | | | .3 |
| GE 70 | | | | | .1 | 2.4 | 11.3 | 2.9 | | | | | 1.4 |
| GE 65 | | | | | 1.4 | 12.1 | 29.3 | 13.9 | .9 | | | | 4.9 |
| GE 60 | | | | | 5.3 | 26.6 | 53.8 | 29.1 | 4.0 | | | | 18.1 |
| GE 55 | | | | | 13.2 | 48.4 | 72.9 | 53.3 | 12.9 | .4 | | | 17.0 |
| GE 50 | | | | 1.2 | 25.3 | 64.7 | 89.0 | 75.0 | 30.6 | 2.4 | | | 24.3 |
| GE 45 | | | | 5.0 | 41.6 | 82.9 | 98.6 | 93.2 | 59.7 | 9.7 | .3 | | 32.9 |
| GE 40 | | | .3 | 16.4 | 62.3 | 95.8 | 100.0 | 99.2 | 83.6 | 26.8 | 1.8 | | 40.8 |
| GE 35 | .8 | | 6.1 | 37.4 | 84.2 | 99.7 | | 100.0 | 96.0 | 52.8 | 12.0 | .7 | 49.5 |
| GE 30 | 4.3 | 3.4 | 25.1 | 58.5 | 97.2 | 100.0 | | | 100.0 | 76.7 | 39.9 | 12.6 | 59.9 |
| GE 25 | 11.7 | 11.8 | 42.3 | 76.1 | 99.6 | | | | | 89.2 | 57.2 | 26.6 | 68.0 |
| GE 20 | 22.7 | 23.8 | 60.1 | 91.2 | 100.0 | | | | | 95.7 | 73.0 | 41.8 | 75.8 |
| GE 15 | 34.5 | 37.9 | 71.6 | 98.1 | | | | | | 98.5 | 81.4 | 53.4 | 81.3 |
| GE 10 | 46.8 | 52.6 | 81.3 | 99.7 | | | | | | 99.4 | 88.9 | 66.2 | 86.3 |
| GE 5 | 54.5 | 64.3 | 89.4 | 100.0 | | | | | | 100.0 | 93.1 | 73.1 | 89.6 |
| GE 0 | 62.7 | 74.3 | 93.6 | | | | | | | | 95.9 | 80.6 | 92.3 |
| GE -5 | 71.2 | 83.6 | 97.0 | | | | | | | | 98.4 | 86.1 | 94.7 |
| GE -10 | 80.3 | 89.2 | 98.8 | | | | | | | | 98.8 | 91.9 | 96.6 |
| GE -15 | 87.1 | 93.6 | 100.0 | | | | | | | | 99.6 | 96.5 | 98.1 |
| GE -20 | 92.1 | 96.8 | | | | | | | | | 99.7 | 98.3 | 98.9 |
| GE -25 | 95.6 | 98.5 | | | | | | | | | 100.0 | 99.0 | 99.4 |
| GE -30 | 98.1 | 99.7 | | | | | | | | | | 99.2 | 99.7 |
| GE -35 | 99.5 | 100.0 | | | | | | | | | | 99.9 | 99.9 |
| GE -40 | 100.0 | | | | | | | | | | | 100.0 | 100.0 |
| MEAN | 5.2 | 8.5 | 20.4 | 31.1 | 43.6 | 53.7 | 59.9 | 55.4 | 46.3 | 34.6 | 24.1 | 13.3 | 33.0 |
| SD | 16.691 | 13.998 | 11.485 | 8.480 | 8.983 | 8.714 | 7.779 | 7.629 | 6.987 | 7.984 | 11.217 | 14.743 | 21.171 |
| TOTAL OBS | 750 | 684 | 777 | 737 | 759 | 736 | 734 | 733 | 697 | 678 | 677 | 713 | 8675 |

GLOBAL CLIMATOLOGY BRANCH
USAFETAC
AIR WEATHER SERVICE/MAC

EXTREME VALUES OF MAXIMUM TEMPERATURE
(FROM DAILY OBSERVATIONS)

STATION NUMBER: 225500 STATION NAME: ARKHANGELSK USSR PERIOD OF RECORD: 59-71, 73-87

WHOLE DEGREES FAHRENHEIT

| YEAR | JAN | FEB | MAR | APR | MAY | -M-O-N-T-H-S- JUN | JUL | AUG | SEP | OCT | NOV | DEC | ALL MONTHS |
|---|---|---|---|---|---|---|---|---|---|---|---|---|---|
| 59 | *34 | *32 | *41 | *57 | *59 | *55 | | *79 | *59 | *39 | *36 | *23 | |
| 60 | *19 | *25 | *39 | *48 | *64 | *73 | *86 | *77 | *57 | *37 | *39 | *36 | *86 |
| 61 | *36 | *34 | *37 | *47 | *77 | *82 | *86 | *72 | *55 | *52 | *45 | *34 | *86 |
| 62 | *34 | *34 | *36 | *59 | *68 | *72 | *79 | *73 | *55 | *50 | *45 | *34 | *79 |
| 63 | *19 | *30 | *27 | *59 | *77 | *77 | *84 | *77 | *79 | *48 | *37 | *36 | *84 |
| 64 | *37 | *30 | *36 | *55 | *72 | *82 | *82 | *86 | *64 | *48 | *39 | *39 | *86 |
| 65 | *34 | *28 | *37 | *61 | *59 | *79 | *75 | *79 | *77 | *50 | *41 | *34 | *79 |
| 66 | *19 | 14 | *39 | 50 | 75 | 81 | 81 | 81 | *61 | 55 | 41 | 30 | 81 |
| 67 | *32 | *32 | 46 | 57 | 66 | 77 | 81 | 88 | 72 | 59 | 48 | 25 | 88 |
| 68 | *23 | *34 | *37 | *46 | *64 | *81 | *84 | *75 | *66 | 50 | *37 | *32 | *84 |
| 69 | *25 | 26 | *37 | *61 | *54 | 68 | *86 | *73 | *66 | 50 | 39 | 34 | *86 |
| 70 | 34 | 28 | 37 | 48 | 66 | 79 | 88 | 79 | *63 | 52 | *34 | 32 | 88 |
| 71 | *37 | *32 | 39 | 46 | 64 | 70 | | | | | | | |
| 73 | *39 | *32 | *46 | *53 | *75 | *78 | *84 | *75 | *53 | *53 | *39 | *37 | *84 |
| 74 | *32 | *37 | 39 | *46 | *64 | *87 | *91 | *77 | *73 | *62 | *35 | *35 | *91 |
| 75 | *39 | 37 | *42 | 51 | *73 | *77 | *84 | *86 | *69 | *51 | *35 | *33 | *86 |
| 76 | *23 | *35 | 39 | *51 | *73 | *68 | *80 | *75 | *62 | *42 | *41 | *35 | *80 |
| 77 | *33 | *28 | *39 | *63 | *82 | *81 | *68 | 86 | 70 | *39 | *45 | *32 | *88 |
| 78 | *32 | *25 | *43 | *45 | *73 | 84 | 79 | *79 | 64 | 45 | *39 | 32 | 84 |
| 79 | 27 | 30 | 46 | 54 | 82 | 73 | 79 | *77 | 66 | 50 | 36 | 34 | 82 |
| 80 | 28 | 36 | 37 | 50 | 73 | *84 | 84 | *77 | 70 | 54 | 36 | 34 | *84 |
| 81 | 37 | 27 | *45 | 45 | 72 | 88 | 82 | 79 | *66 | *61 | 34 | *34 | 88 |
| 82 | *29 | 34 | *40 | 55 | 77 | *73 | *88 | 73 | 68 | 46 | 43 | 37 | *88 |
| 83 | 36 | *35 | 42 | 72 | 66 | *83 | 84 | 79 | 64 | 49 | 41 | *39 | 84 |
| 84 | 33 | 34 | 36 | 47 | *83 | 83 | 81 | 78 | *65 | 49 | 42 | 35 | *83 |
| 85 | 27 | *21 | 46 | *49 | 69 | 81 | *81 | *82 | 72 | *53 | 38 | *33 | *82 |
| 86 | 34 | *24 | 46 | 67 | *64 | 81 | *81 | *81 | *59 | 47 | *43 | *35 | 81 |
| 87 | *30 | *33 | *39 | *47 | *76 | 74 | 80 | *79 | 60 | | | | |
| MEAN | 32.0 | 30.1 | 41.2 | 53.5 | 71.0 | 78.3 | 81.9 | 80.4 | 67.3 | 51.5 | 39.8 | 32.6 | |
| S.D. | 4.071 | 7.097 | 4.119 | 8.372 | 5.831 | 5.987 | 2.767 | 4.719 | 4.123 | 3.989 | 4.104 | 3.468 | |
| TOTAL OBS | 750 | 684 | 777 | 737 | 759 | 736 | 734 | 733 | 697 | 678 | 677 | 713 | 8675 |

NOTES * (BASED ON LESS THAN FULL MONTHS)
# (AT LEAST ONE DAY LESS THAN 24 OBS)

GLOBAL CLIMATOLOGY BRANCH
LSAFETAC
AIR WEATHER SERVICE/MAC

EXTREME VALUES OF MINIMUM TEMPERATURE
(FROM DAILY OBSERVATIONS)

STATION NUMBER: 22556CC STATION NAME: ARKHANGELSK USSR PERIOD OF RECORD: 59-71, 73-87

WHOLE DEGREES FAHRENHEIT

-M-O-N-T-H-S-

| YEAR | JAN | FEB | MAR | APR | MAY | JUN | JUL | AUG | SEP | OCT | NOV | DEC | ALL MONTHS |
|---|---|---|---|---|---|---|---|---|---|---|---|---|---|
| 59 | *-29 | *14 | *-4 | *3 | *34 | *45 | | *46 | *37 | *7 | *10 | *-11 | |
| 60 | *-20 | *-24 | *-18 | *9 | *27 | *39 | *54 | *41 | *34 | *23 | *-9 | *-9 | *-24 |
| 61 | *-17 | *1 | *7 | *9 | *14 | *45 | *45 | *45 | *36 | *32 | *-17 | *-18 | *-18 |
| 62 | *-17 | *-4 | *-9 | *14 | *28 | *36 | *43 | *39 | *32 | *12 | *16 | *-13 | *-17 |
| 63 | *-24 | *-17 | *-24 | *3 | *34 | *32 | *41 | *39 | *34 | *25 | *-8 | *-18 | *-24 |
| 64 | *-18 | *-11 | *-17 | *1 | *21 | *32 | *45 | *39 | *32 | *28 | *-26 | *-26 | *-26 |
| 65 | *-24 | *-26 | *-8 | *C | *19 | *32 | *39 | *32 | *34 | *19 | *-13 | *-2 | *-26 |
| 66 | *-35 | -40 | *-20 | -6 | 21 | 30 | 34 | 28 | *19 | 3 | 21 | -19 | -40 |
| 67 | *-38 | *-16 | 7 | 21 | 25 | 28 | 36 | 46 | 32 | 25 | 9 | -19 | *-38 |
| 68 | *-34 | *-4 | *-6 | *-2 | *23 | *32 | *34 | *36 | *27 | -2 | *-33 | *-40 | *-40 |
| 69 | *-33 | -33 | *-15 | *9 | *16 | 27 | *39 | *30 | *28 | 19 | 10 | -24 | *-33 |
| 70 | -31 | -15 | 1 | 3 | 23 | 30 | 43 | 32 | *32 | 25 | *-8 | -8 | -31 |
| 71 | *-17 | *-27 | -29 | 5 | 21 | 32 | | | | | | | |
| 73 | *-37 | *-17 | *-10 | *12 | *30 | *33 | *35 | *37 | *21 | *19 | *-10 | *-26 | *-37 |
| 74 | *-26 | *-12 | 10 | *12 | *19 | *35 | *44 | *39 | *32 | *17 | *-10 | *17 | *-26 |
| 75 | *-22 | -22 | *-15 | 23 | *32 | *33 | *35 | *35 | *32 | *14 | *10 | *-4 | *-22 |
| 76 | *-24 | *-33 | -21 | *14 | *24 | *28 | *39 | *35 | *28 | *6 | *-1 | *-1 | *-33 |
| 77 | *-33 | *-24 | *-19 | *3 | *21 | *32 | *36 | 37 | 25 | *7 | *18 | *-29 | *-33 |
| 78 | *-26 | *-22 | *-20 | *-4 | *21 | 28 | 34 | *39 | 28 | 23 | *-11 | -45 | -45 |
| 79 | -40 | -36 | -31 | 1 | 27 | 28 | 39 | *32 | 28 | 0 | 9 | -11 | -40 |
| 80 | -35 | -20 | -17 | 7 | 19 | *30 | 32 | *28 | 25 | 10 | -18 | -11 | -35 |
| 81 | -20 | -6 | *-29 | 7 | 23 | 27 | 41 | 39 | *36 | *25 | 19 | *-18 | *-29 |
| 82 | *-40 | -14 | *-11 | 14 | 26 | *29 | *40 | 32 | 26 | 7 | 4 | -14 | *-40 |
| 83 | -15 | *-14 | -17 | 12 | 26 | *29 | 38 | 34 | 30 | 17 | -2 | *-19 | -19 |
| 84 | -13 | -1 | -12 | 1 | *24 | 29 | 42 | 29 | *27 | 6 | -18 | -10 | -18 |
| 85 | -42 | *-39 | -6 | *-4 | 24 | 29 | *35 | *34 | 31 | *10 | -14 | *-29 | -42 |
| 86 | -29 | *-27 | -10 | 9 | *17 | 34 | *32 | *30 | *23 | 25 | *19 | *-32 | *-37 |
| 87 | *-42 | *-23 | *-17 | *2 | *27 | 31 | 39 | *37 | 24 | | | | |
| MEAN | -29.1 | -20.8 | -11.4 | 8.1 | 23.5 | 29.4 | 37.8 | 34.6 | 27.7 | 13.2 | 2.0 | -17.7 | |
| S.D. | 11.364 | 13.424 | 13.530 | 8.404 | 2.593 | 2.109 | 3.706 | 5.902 | 2.972 | 10.321 | 14.484 | 11.413 | |
| TOTAL OBS | 750 | 684 | 777 | 737 | 759 | 736 | 734 | 733 | 697 | 678 | 677 | 713 | 8675 |

NOTES * (BASED ON LESS THAN FULL MONTHS)
# (AT LEAST ONE DAY LESS THAN 24 OBS)

END

DATE

FILMED

4 88