

MICROCOPY RESOLUTION TEST CHART
NBS 1963-A

UNIC FILE COPY

4

OFFICE OF NAVAL RESEARCH

Contract N00014-83-K-0470-P00003

Task No. NR 359-718

TECHNICAL REPORT # 65

The Electrochemistry and Properties of Poly-Paraphenylene Formed from the
Anodic Oxidation of Biphenyl in Aprotic Solvents

By

Stanley Pons, J. McAleer, K. Ashley, J. Smith, S. Bandyopadhyay
J. Ghoroghchian, E. Eyring, H. Mark, Jr., G. Dunmore

AD-A192 804

Prepared for Publication in
Journal of Molecular Electronics

University of Utah
Department of Chemistry
Salt Lake City, Utah 84112

DTIC
ELECTE
APR 13 1988
S D
H

July 30, 1986

Reproduction in whole or in part is permitted for
any purpose of the United States Government.

This document has been approved for public release
and sale: its distribution is unlimited.

88 4 11 362

REPORT DOCUMENTATION PAGE		READ INSTRUCTIONS BEFORE COMPLETING FORM	
1. REPORT NUMBER 65	2. GOVT ACCESSION NO.	3. RECIPIENT'S CATALOG NUMBER	
4. TITLE (and Subtitle) The Electrochemistry and properties of Poly- Paraphenylene Formed from the Anodic Oxidation of Biphenyl in Aprotic Solvents		5. TYPE OF REPORT & PERIOD COVERED Technical Report # 65	
		6. PERFORMING ORG. REPORT NUMBER	
7. AUTHOR(s) Stanley Pons, J. McAleer, K. Ashley, J. Smith, S. Bandyopadhyay, J. Ghoroghchian, E. Eyring, H. Mark, Jr., G. Dunmore		8. CONTRACT OR GRANT NUMBER(s) N00014-83-K-0470-P0003	
9. PERFORMING ORGANIZATION NAME AND ADDRESS University of Utah Department of Chemistry Salt Lake City, UT 84112		10. PROGRAM ELEMENT, PROJECT, TASK AREA & WORK UNIT NUMBERS Task No. NR 359-718	
11. CONTROLLING OFFICE NAME AND ADDRESS Office of Naval Research Chemistry Program - Chemistry Code 472 Arlington, Virginia 22217		12. REPORT DATE July 30, 1986	
		13. NUMBER OF PAGES	
14. MONITORING AGENCY NAME & ADDRESS (if different from Controlling Office)		15. SECURITY CLASS. (of this report) Unclassified	
		15a. DECLASSIFICATION/DOWNGRADING SCHEDULE	
16. DISTRIBUTION STATEMENT (of this Report) This document has been approved for public release and sale; its distribution unlimited.			
17. DISTRIBUTION STATEMENT (of the abstract entered in Block 20, if different from Report)			
18. SUPPLEMENTARY NOTES			
19. KEY WORDS (Continue on reverse side if necessary and identify by block number) Conducting Polymers, Polyphenylene ←			
20. ABSTRACT (Continue on reverse side if necessary and identify by block number) Conducting poly-paraphenylene films can be grown on platinum electrodes via the electrochemical anodic polymerization of biphenyl.			

J. Molecular Electronics

THE ELECTROCHEMISTRY AND PROPERTIES OF POLY-PARAPHENYLENE FORMED FROM THE ANODIC OXIDATION OF BIPHENYL IN APROTIC SOLVENTS

Jerome F. McAleer
Atomic Energy Research Establishment
Harwell, Didcot, Oxfordshire
England

Kevin Ashley, Jerry J. Smith, Saibal Bandyopadhyay,
Jamal Ghoroghchian, Edward M. Eyring and Stanley Pons*
Department of Chemistry
University of Utah
Salt Lake City, UT 84112
U.S.A.

H. B. Mark, Jr.
Department of Chemistry
University of Cincinnati
Cincinnati, OH 53205
U.S.A.

and
Gordon Dunmore
Dow Chemical Canada, Inc.
Research Laboratories
Fort Saskatchewan, Alberta
Canada

* To whom correspondence should be addressed.

Key words: Polymer modified electrodes, electrocatalysis, poly-paraphenylene,
conducting polymers.

ABSTRACT

↓
Conducting poly-paraphenylene films can be grown on platinum electrodes via the electrochemical anodic polymerization of biphenyl. Electroreflectance and complex plane impedance analysis are used to investigate the conductivity of the polymer which, like polypyrrole, is high for the oxidized polymer and low for the neutral polymer. Films formed in this way are shown to have potential applications in batteries and are able to incorporate certain reactive species in a matrix that is useful for electrocatalysis.

Keywords:

to p.1

②

INTRODUCTION

In recent years there has been an enormous research effort in the field of conducting polymers and several have emerged with favorable properties. Notable examples¹ are polyphenylene sulphide (PPS), poly-paraphenylene (PPP), polypyrrole (PP), polyacetylene (PA) and recently polyaniline (PAN) and polyquinoline (PQ). Unfortunately, none of these can be easily recast from solution. This is a desirable feature in the design and fabrication of energy storage devices. It is also particularly desirable to be able to grow a conducting polymer electrochemically since electrochemistry provides a unique method for controlling film thickness, doping level, and so on. In this area much work has been carried out by Diaz and co-workers on pp^{1b}. PPP on the other hand has received much less attention from the electrochemist. Indeed, with the exception of some interesting work by Rubinstein recently,^{2,3} the authors know of no serious attempts to electrochemically grow the polymer. This reticence is undoubtedly because of the fact that the electrochemical oxidative polymerization of benzene requires the use of unattractive solvents such as HF or SO₂. Nevertheless the electrochemical growth of the polymer from more common solvents would certainly be desirable, since the homogeneously synthesized polymer has been shown to be readily doped to "p" or "n" type, with conductivities ranging over 17 orders of magnitude! The advantages of the fine control afforded by electrochemical methods for possible electronic applications therefore needs no discussion.

It is well known^{4,5} that oligomers of benzene oxidize at increasingly lower potentials than the monomer. However the stability of the radical cation (ϕ_n^+) increases with chain length n, so longer chain precursors are less likely to polymerize. With these facts in mind we have chosen to investigate biphenyl ($\phi-\phi$)

Availability Codes		
Dist	Avail and/or Special	DTIC
A-1		COPY INSPECTED 4

as a possible precursor to polyphenylene. It should be pointed out that polyphenylene has a number of advantages over polypyrrole, for example, air stability.⁶ It should also be noted that the cost of the parent compound (ϕ_2) is only 10% of that of pyrrole - a point for serious thought when considering possible commercial applications.

One problem which has been clearly apparent in the studies of electrochemically formed conducting polymers is the attenuated lifetimes of the polymers formed by these methods under potential cycling conditions. Poly-paraphenylene and Nafion films, however, have been shown to have considerably longer lifetimes when electrooxidized. We demonstrate in this work the ease of formation of dimensionally stable films of poly-paraphenylene by the electrochemical anodic oxidation of ϕ_2 dissolved in aprotic solvents. We use several complementary techniques to characterize the polymer, and discuss possible uses of the material thus formed as a support matrix for electrocatalysis and battery applications.

EXPERIMENTAL

In all experiments, potential control was achieved using a Hi-Tek Instruments DT 2101 potentiostat and PPR1 waveform generator. Frequency dispersion measurements were carried out using a Solartron 1250 frequency response analyzer and reflectance spectra were obtained in a conventional modulated specular reflectance (MSRS) configuration⁷ using a Bentham 223 phase sensitive detector, 201E current amplifier and a RCA CA31000 photomultiplier. Infrared spectra were recorded using an IBM/Bruker IR98 FTIR spectrometer. Reagent grade chemicals were used and the acetonitrile (Burdick and Jackson

"Distilled in Glass" HPLC grade) was stored over alumina (Woelm Super Grade VI) prior to use. Potentials are referred to a Ag/Ag⁺ (0.01M AgNO₃ in CH₃CN) reference electrode.

RESULTS

Polymer Film Properties

Figure 1 shows a cyclic voltammogram recorded at a platinum electrode on continued cycling in a 1.0 mM solution of ϕ_2 . The results clearly indicate that an insulating surface film is formed, since the current on the second and successive cycles is seen to fall to only a fraction of the value observed on the first scan. The current cannot be recovered unless the electrode is mechanically polished. In a 1.0 M ϕ_2 solution however, the current was ohmically controlled at high potentials (Figure 2a), as evidenced by the linear tendency in the current-voltage response, and was accompanied by the appearance of two new redox couples centered at around 0.7 and 1.0V vs. Ag/Ag⁺ on continued cycling. When the positive potential scan limit was reduced (Figure 2b), the magnitude of wave I was decreased in magnitude, but wave II remained constant and was not affected by stirring the solution. The loss of wave I indicates that this is a solution soluble species generated during the oxidation of ϕ_2 . During this treatment, the electrode became covered with an adherent black film.

The voltammetry of the aforementioned film in a fresh solution containing only acetonitrile and supporting electrolyte was strongly dependent on the film growth conditions. Growth from dilute solutions tended to yield strongly adherent gold-colored films with characteristic voltammetry as shown in Figure 3a. Growth from concentrated solutions yielded loosely adherent black deposits

with voltammetry as depicted in Figure 3b. Note the persistence of wave II. With both thick and thin films, an irreversible voltammetric peak was observed at about +1.7V.

Under potentiostatic growth conditions the current transient indicated a nucleation phenomenon (Figure 4) as evidenced by "rising" chronoamperometric transients: at intermediate potentials, the current increases gradually as the nucleation occurs, at which time there is a rapid catalytic increase in the current due to the bulk deposition of PPP. It would thus appear that the oxidation of ϕ_2 occurs preferentially on the polymer though we have no SEM data to support this view as yet. Potentiostatically grown films displayed the same sort of voltammetry as potentiodynamically grown films, the exact behavior depending on the potential at which the polymer is formed and the ϕ_2 concentration. A common feature to all the films, however, was the existence of an irreversible oxidation wave center at 1.7 V vs. Ag/Ag^- , and involving ~ 10% of the original "growth" charge.

The impedance of the polymer film as a function of time was measured by conventional AC methods. Unlike Bard's studies on PP films^{8a}, we found that as the layer thickened (under potentiostatic growth conditions) the film capacitance steadily fell (Figure 5). In the case of polypyrrole, Bard has described a capacitance which increases with film thickness, and has attributed this phenomenon to the presence of pores.

Complex plane impedance analysis, an AC electrochemical technique that provides the resistive and capacitive components of the cell impedance directly, was performed on the PPP film (Figure 6). The results indicate that when the electrode is held at increasingly positive potentials, both components of the impedance are significantly reduced, and at potentials greater than 1.0 V

the impedance is purely capacitive. This phenomenon has been observed for the PP system previously^{8b}. After "irreversible" oxidation at 2.0V, however, the impedance increased to the same value observed at the 0V level, and remained there even under an applied potential of 1.0V.

Further evidence for film conductivity comes from infrared reflectance spectroscopy. The IR reflectance spectrum for a neutral film is shown in Figure 7. The relative intensities of the 806cm^{-1} and 765cm^{-1} bands (unsubstituted and p-substituted phenyl C-H out-of-plane stretching band respectively) can be used to calculate the chain length.⁹ Also indicative of the chain length is the position of the C-H out-of-plane stretching band which varies from 837cm^{-1} for terphenyl to 806cm^{-1} for PPP.¹⁰ From our data we calculate an average chain length of about 10 monomer units. When the film is oxidized most of the features are masked by the free carrier absorption, which again indicates a high film conductivity.

The polymer film was also characterized using modulated specular reflectance spectroscopy (MSRS) and spectra are shown in Figure 8. There are two absorption maxima centered at 620 and 380nm which increase in intensity as the average bias potential is made more positive to a maximum at around +500mV vs. Ag/Ag⁻. It was also possible to measure the UV absorption spectra of the polymer directly since it was found that the electrochemically grown polymer, unlike the homogeneously oxidized material,³ is soluble in N-methyl pyrrolidone. (No other common laboratory solvents were found capable of dissolving the polymer.) The absorption spectrum, shown in Figure 9, exhibits peaks at 315nm, 330nm and 360nm. There is clearly a spectrum of oligomers with different chain lengths present. The 315nm peak probably corresponds to hexaphenyl¹⁰ and the other maxima to correspondingly longer chains. Interestingly, the resultant solution

of oligomers could not be re-polymerized electrochemically. Similar behavior has been reported for oligomers of pyrrole.¹¹ This phenomenon is presumably because the radical cations formed in the oxidation of longer oligomers are more stable than θ_2^+ .

Applications of the Film

An area of electrochemistry which shows great promise at present is electrocatalysis. Conductive polymers have a potential application here in that they can be used to trap a chemically reactive species and the reactivity of that species can be controlled electrochemically. Such an effect was discussed by ourselves¹² for a porphyrin trapped in PPP and later by Bard et al.¹³ using polypyrrole as the support. There are a number of ways to trap the active center of the polymer. We have attempted to do this by simply generating the polymer in the presence of the species to be trapped. This approach appears to have worked quite well for a large number of species. Figure 10 shows a cyclic voltammogram, obtained in a solution containing only base electrolyte, of a PPP film electrodeposited in the presence of ferrocene. The ferrocene/ferrocenium couple is clearly observed (peaks A and B respectively), and persisted for several hundred scans without significant change. Interestingly, reduction wave VI (which is probably H^+ reduction) was consistently larger for films containing ferrocene, since the neutral film is apparently less conducting. This probably indicates charge transfer mediation by the ferrocene.

Similar results were obtained for 9,10-diphenylanthracene and anthracene showing that quite bulky molecules can be trapped by the same means. The most reliable method of incorporation appeared to be potential cycling. It should be pointed out, however, that this is not a simple diffusion effect since a

preformed film cycled in a solution of substrate was found to lose its activity very quickly when transferred to a solution not containing the substrate. Iron and manganese tetra-phenyl porphyrins could also be incorporated and it is in these species that we are interested regarding catalysis. The reduced forms of these porphyrins are known to catalyze oxygen insertion reactions^{14,15} but the reaction is impeded by the apparent parasitic formation of the μ -oxodimer. However, with the porphyrin constrained in a polymer matrix, such reactions are not possible. Figure 11 shows the $\text{Fe}^{\text{III}}/\text{Fe}^{\text{II}}$ redox couple obtained for PPP bound iron tetra-phenyl porphyrin in an oxygen saturated solution. Although the waves are well separated (presumably because of the film resistance) the re-oxidation wave is quite clearly visible. If the porphyrin were dissolved in solution, the reduction would be irreversible. Preliminary results indicated that a porphyrin bound in this way can catalyze the oxygenation of cyclohexene through quantitative measurements have not yet been made. Similar results were reported by Bull et al.^{8a} for the reduction of oxygen by a phthalocyanine.

The ease with which films of PPP can be formed also leads us to consider the possible battery applications of the electroformed polymer film. Homogeneously polymerized phenylene has already been shown to have great promise in this area.¹⁶ A simple cell was made by polymerizing PPP on two platinum electrodes and applying a constant voltage between them, while immersed in solution of LiAsF_6 in acetonitrile, for a short time. It was considered that in this way one of the electrodes would intercalate Li^+ and become "n-type" while the other would become "p-type" and intercalate AsF_6^- . The cell voltage recorded under open circuit and on discharge is shown in Figure 12. The initial value was 3.8 V and this fell quickly to 0.2 V after circuit discharge through 1kohm.

DISCUSSION

A common goal among workers in the area of conducting polymers is polymer processibility. All literature reports on PPP indicate that the homogeneously prepared polymer is insoluble in all common solvents. The solubility of the electrochemically prepared version may be due to selective linking of shorter oligomers or to the presence of a quantity of m-linked polymer. m-linking gives rise to a more localized electronic structure increasing solubility but decreasing conductivity.³ Nevertheless the polymer is conducting and soluble. The only other processible conducting polymer reported to date is a polyacetylene preparation.¹⁷

The MSRS signal increases with potential, as it should do as the number of carriers increases, and indicates the generation of two absorbing states on oxidation. It is generally accepted that for PPP, conduction proceeds via polarons at low defect concentration and bipolarons at high defect concentration.¹⁸ (Solitons are not expected for PPP because of the high energy associated with the quinoid structure.) The bipolaron levels reported for PPP are 0.6 - 0.9eV above the valence band and 0.6 -0.9eV below the conduction band.¹⁸ The MSRS absorption seen at 620nm may therefore be an excitation from the valence band to a polaron level, whereas that at 380nm is probably band gap excitation. Excitation to the lower polaron level would not be seen over the wavelength region studied.

Electrochemical characterization of the PPP film is still underway. There is clear dependence of the voltammetry on film growth conditions, which probably reflects different film morphologies. For example, it is possible that for films grown at low formation potentials or in dilute solutions, the average chain

length is shorter than for the corresponding film grown in concentrated solution, leading to lower conductivities. Electron microscopy would clearly be useful in this area. The impedance spectra clearly show that the film conductivity increases when the film is oxidized. The exact nature of the irreversible oxidation of the film at $\sim 1.7V$ is not characterized; there is clearly, however, a marked reduction in conductivity. Further IR spectroscopic investigations may provide a clue to this reaction.

It is also unclear by what mechanism reactive species are trapped within the polymer. In an early paper Svanholm and Parker¹⁹ discussed electrochemical "arylation" reactions which take place when species such as anthracene are oxidized in benzene. It may well be that the trapped species is actually chemically linked to the polymer by similar reaction with the radical. It is a little surprising that the porphyrin should show any redox activity since it is reduced at potentials where the film is not conducting. However, if the density of trapped porphyrin is sufficiently high, the porphyrin centers themselves may mediate charge transfer across the film. Digital simulations of these processes are being developed in these laboratories, and will provide the expected current transients and voltammetry for a variety of possible transport mechanisms.

The voltage generated in the PPP "battery" fell in a number of stages on discharge. This is almost certainly due to a distribution of chain lengths in the polymer. The shorter chains would have a higher oxidation potential than the longer chains and so would discharge first. There is apparently a solvent stability problem regarding cells made of n- and p-type PPP²⁰ which suggests that, in the experiment described above, electroplated Li may be one electrode in the cell.

CONCLUSIONS

PPP can be electrochemically generated from biphenyl in common laboratory solvents. The film thus formed is conducting in the oxidized state and insulating when neutral and can be dissolved in N-methyl pyrrolidone. Electrochemically grown PPP has been shown to incorporate solution free species present in the cell and to have potential use in battery applications.

ACKNOWLEDGEMENTS

The authors thank Dow Chemical Company, Canada and the Office of Naval Research for support of part of this work.

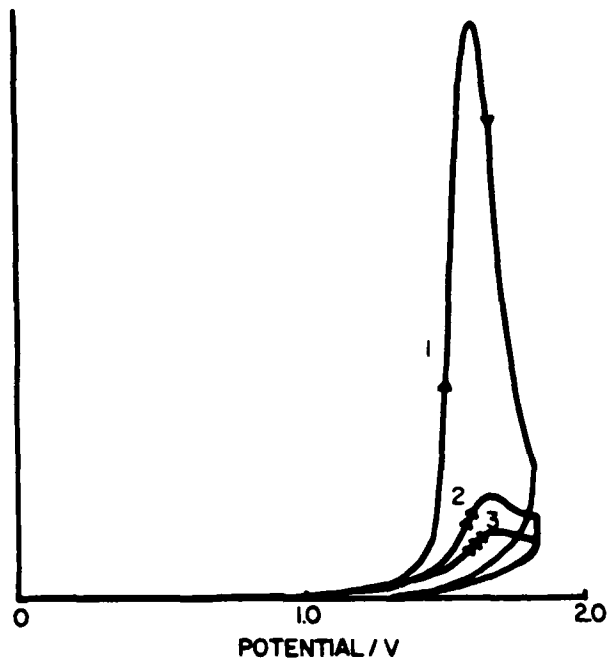
REFERENCES

1. a. R.H. Baughman, J.L. Bredas, R.R. Chance, H. Eckhardt, R.L. Elsenbaumer, D.M. Ivory, G.G. Miller, A.F. Preizious and L.W. Shacklette in "Conductive Polymers", ed. R.B. Seymour, Plenum Press, N.Y. (1981).
b. A. Diaz, J. Castillo, J.A. Logan, and W. Lee, J. Electroanal. Chem. 129, 115 (1981), and references therein.
2. I. Rubinstein, J. Polym. Sci. 21, 3035 (1983).
3. I. Rubinstein, J. Electrochem. Soc. 130, 1506 (1983).
4. B. Tieke, Ch. Bubeck and G. Lieser, J. de Physique 44, C3-753 (1983).
5. T. Osa, A. Yildiz and T. Kuwana, J. Am. Chem. Soc. 91, B994 (1969).
6. G. Tourillon and G. Garnier, J. Electrochem. Soc. 130, 2042 (1983).
7. See for example, A.S. Hinman, J.F. McAleer and S. Pons, J. Electroanal. Chem. 154, 45 (1983).
8. a. R. Bull, F.R. Fan and A. Bard, J. Electrochem. Soc. 129, 1004 (1982).
b. S.W. Feldberg, J. Am. Chem. Soc. 106, 4671 (1984).
9. P. Kovacic and L. Hsu, J. Polym. Sci. A1 4, 5 (1966).
10. G. Froyer, J.Y. Gobirot, J.L. Culbert, F. Maurice and Y. Pecous, J. de Physique C3-44, 745 (1983).
11. A. Diaz, J. Electroanal. Chem. 121, 355 (1981).
12. J.F. McAleer and S. Pons, Abstr. 624, ECS meeting, 83/1 San Francisco.
13. R. Bull, F.R. Fan and A. Bard, J. Electrochem. Soc. 13, 1636 (1983).
14. I. Tabushi and N. Koga, J. Am. Chem. Soc. 101, 6456 (1979).
15. J.T. Groves and T.E. Nemo, J. Am. Chem. Soc. 105, 6243 (1983).
16. L.W. Shacklette, R.L. Elsenbaumer and R.H. Baughman, J. de Physique C3-44, 559 (1983).
17. M. Aldissi and R. Liepiss, J. Chem. Soc. Chem. Comm. 255 (1984).
18. J.L. Bredas, R.R. Chance and R. Silbey, Phys. Rev. B 26, 5843 (1982).
19. U. Svanholm and V.D. Parker, J. Am. Chem. Soc. 98, 2942 (1976).
20. L.W. Shacklette, R.L. Elsenbaumer, R.R. Chance, J.M. Sowa, D.M. Ivory G.G. Miller and R.H. Baughman, J. Chem. Soc. Chem. Comm. 361 (1982).

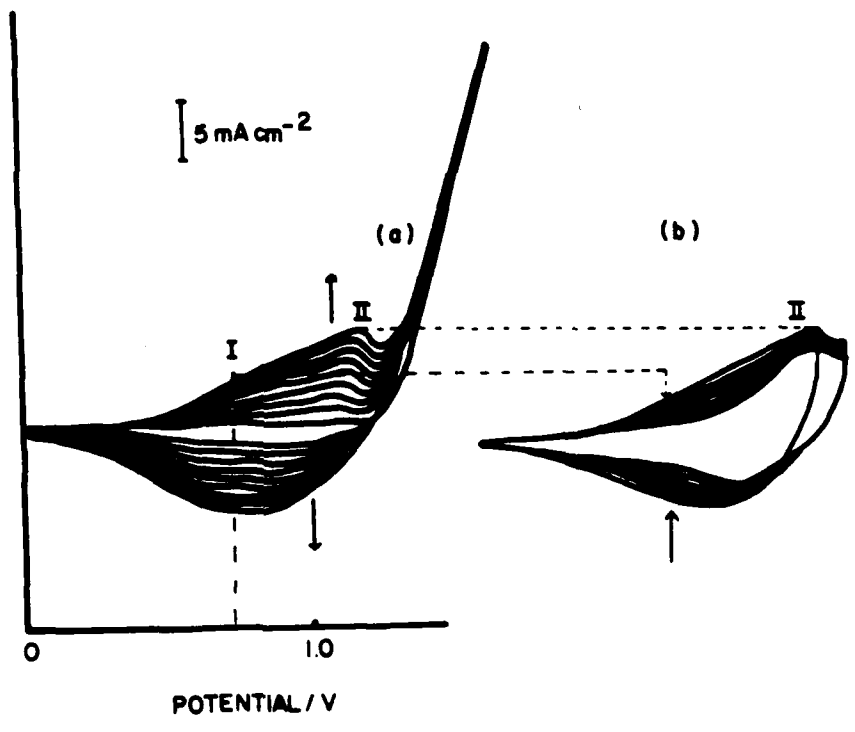
LEGENDS FOR THE FIGURES

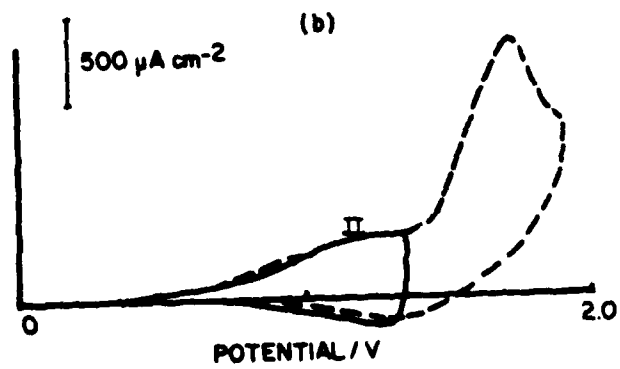
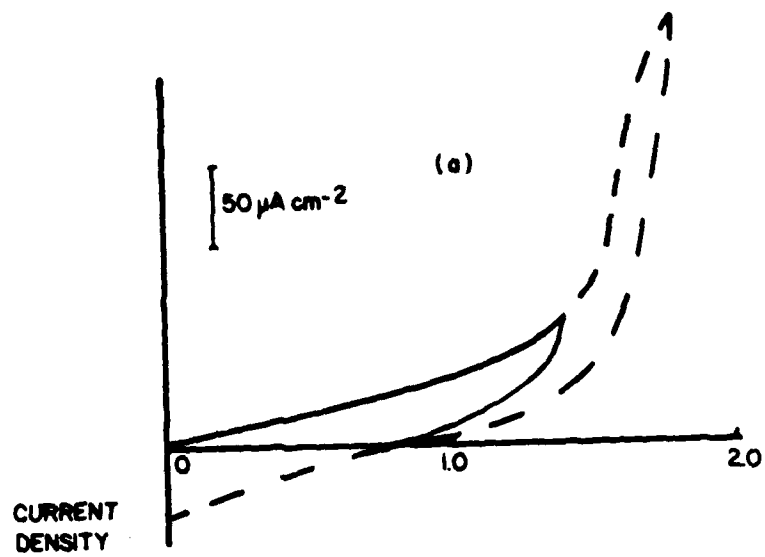
- 1 Cyclic voltammograms recorded at a Pt electrode in a 1.0M biphenyl solution in acetonitrile. The supporting electrolyte was tetra-n-butylammonium tetrafluoroborate (TBAF). Potentials vs. the Ag/Ag⁺ (0.01M silver nitrate in 0.1M TBAF in acetonitrile) reference electrode. Note the rapid decrease in the magnitude of the current with continued cycling.
- 2 Cyclic voltammogram recorded at Pt electrode in a 1.0M biphenyl solution in acetonitrile/TBAF. Potentials vs. the Ag/Ag⁺ (0.01M silver nitrate in 0.1M TBAF in acetonitrile) reference electrode. (a) Scans to potentials that force ohmic control. (b) Scans to regions remaining under diffusion control.
- 3 Cyclic voltammetry of "thin" (a) and "thick" (b) polyphenylene films in a solution containing only the supporting electrolyte (TBAF). The broken line shows the irreversible oxidation at 1.7V. Potentials vs. the Ag/Ag⁺ (0.01M silver nitrate in 0.1M TBAF in acetonitrile) reference electrode.
- 4 Potentiostatic growth of poly-paraphenylene showing the apparent nucleation of the polymer. Potentials vs. the Ag/Ag⁺ (0.01M silver nitrate in 0.1M TBAF in acetonitrile) reference electrode.
- 5 In-phase and quadrature components of the impedance of a PPP film grown potentiostatically at 1.4V in a 0.1M biphenyl solution. Potentials vs. the Ag/Ag⁺ (0.01M silver nitrate in 0.1M TBAF in acetonitrile) reference electrode. C_p and R_p are the capacitive and resistive components of the impedance, respectively. The modulation frequency is 80Hz.
- 6 Complex impedance diagrams for a PPP film grown potentiostatically at 1.3 V at (a) 0V, (b) +0.5mV, (c) +1.0V, (d) +2.0V, (e) 1.0 V. Potentials vs. the Ag/Ag⁺ (0.01M silver nitrate in 0.1M TBAF in acetonitrile) reference electrode. The film formation charge was 100mC cm⁻². Frequency range 500mHz to 10kHz. Z_{Re} is the resistive component of the impedance, while Z_{Im} is related to the capacitive component of the impedance.
- 7 IR reflectance spectra of (a) a neutral and (b) an oxidized PPP film.
- 8 MSRS of the same PPP film as reported in Figure 6. The applied potential was (a) 0-200mV, (b) 200-400mV and (c) 400-600mV at a frequency of 80Hz.
- 9 UV/VIS adsorption spectrum of the PPP film dissolved in N-methylpyrrolidone.
- 10 Cyclic voltammetry of a PPP film grown by potential cycling in the presence of ferrocene, showing the ferrocene/ferrocenium couple. Peak A is the oxidation of ferrocene to ferrocenium, while peak B corresponds to the reduction of ferrocenium to ferrocene.
- 11 Cyclic voltammetry showing the Fe^{III}/Fe^{II} couple for iron tetra-phenyl porphyrin trapped in a PPP film. The voltammogram was recorded in O₂ saturated acetonitrile/TBAF.
- 12 Discharge characteristics of a simple PPP battery made by polarizing two PPP film electrodes in acetonitrile/LiAsF₆.

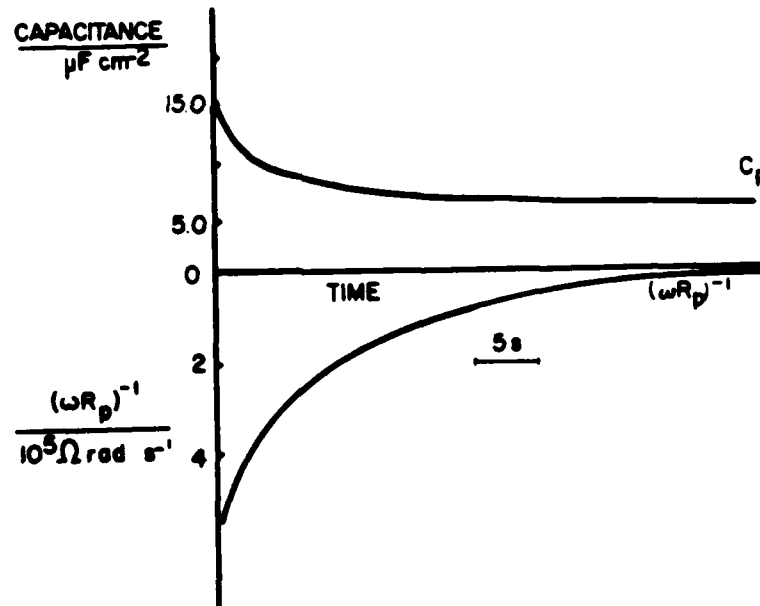
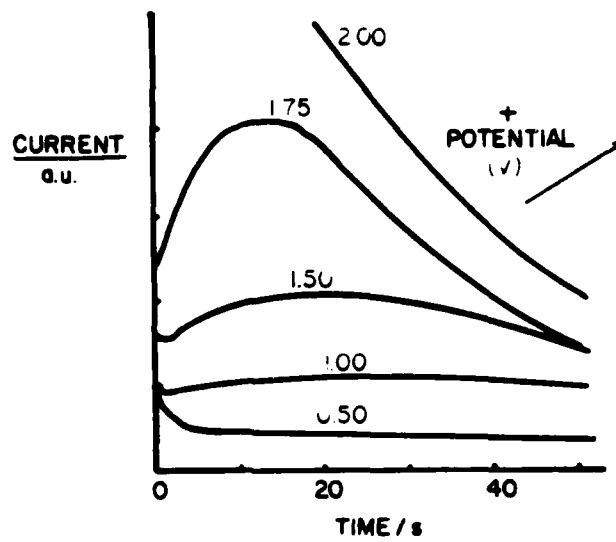
CURRENT
a.u.

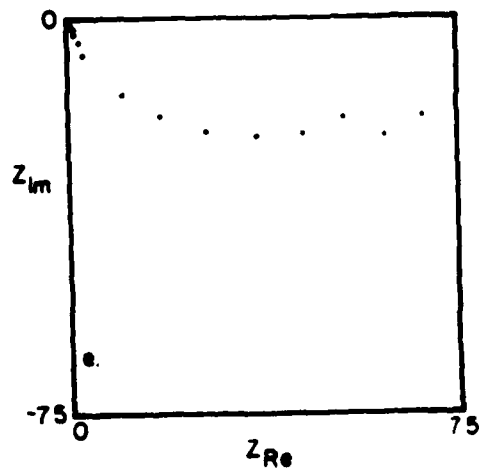
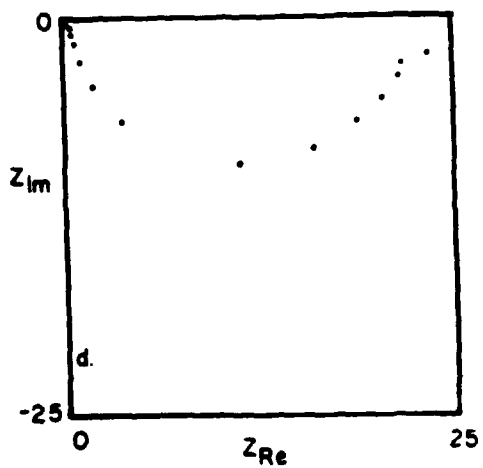
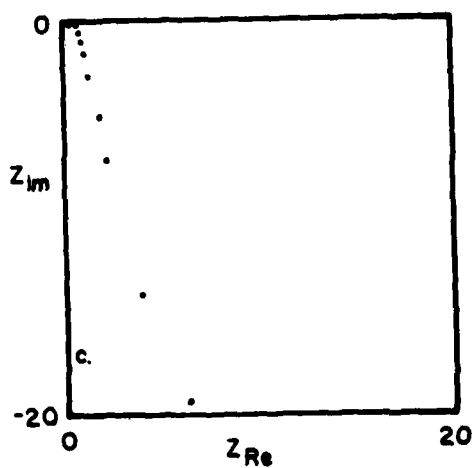
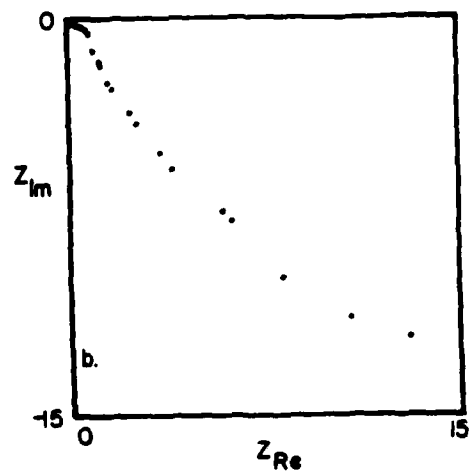
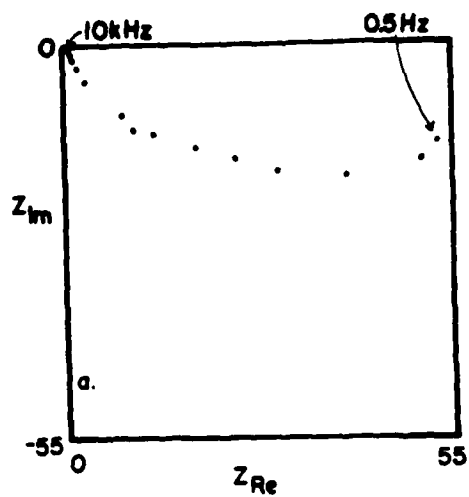


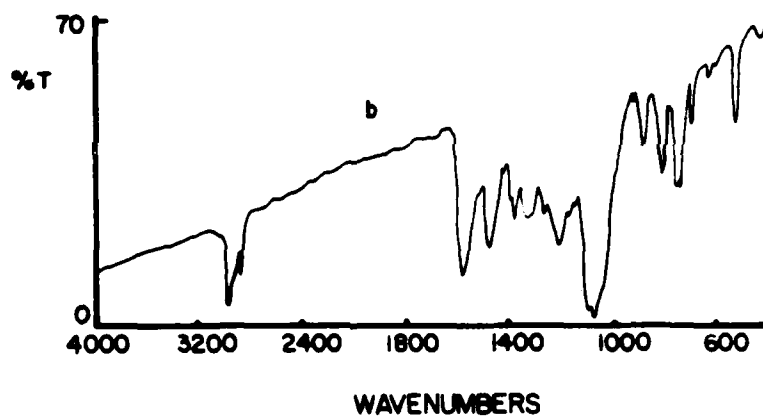
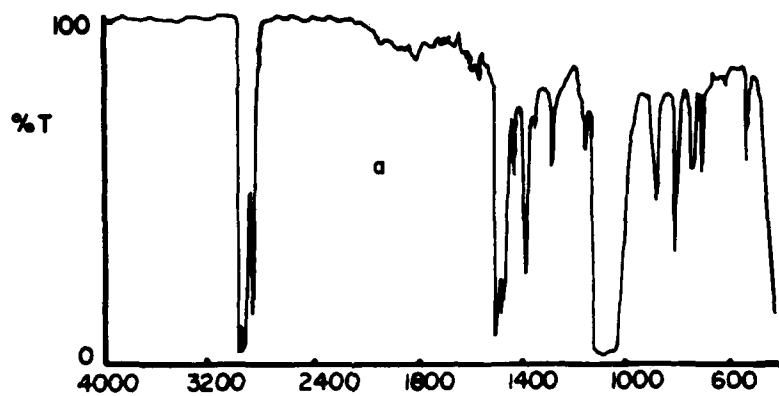
CURRENT
DENSITY

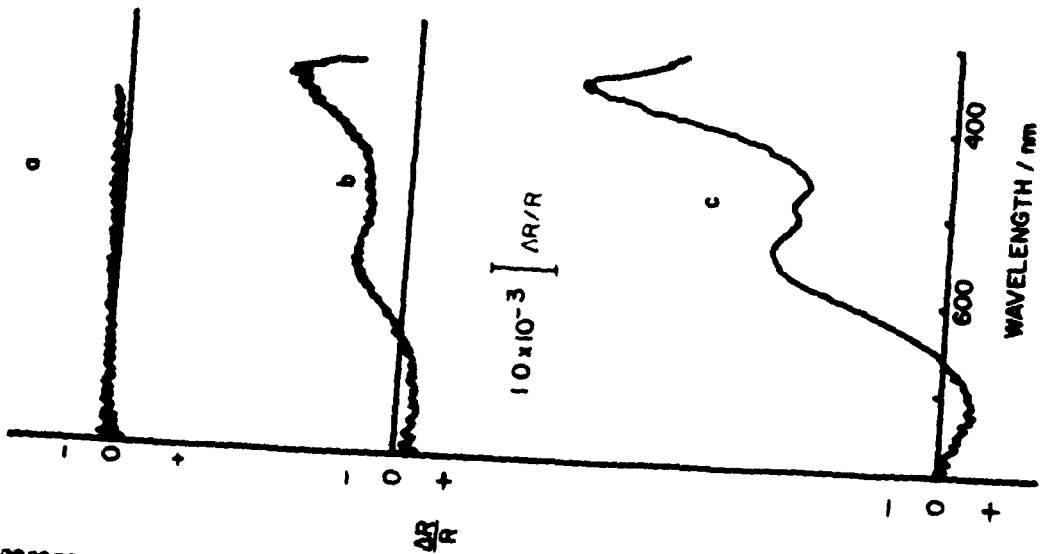
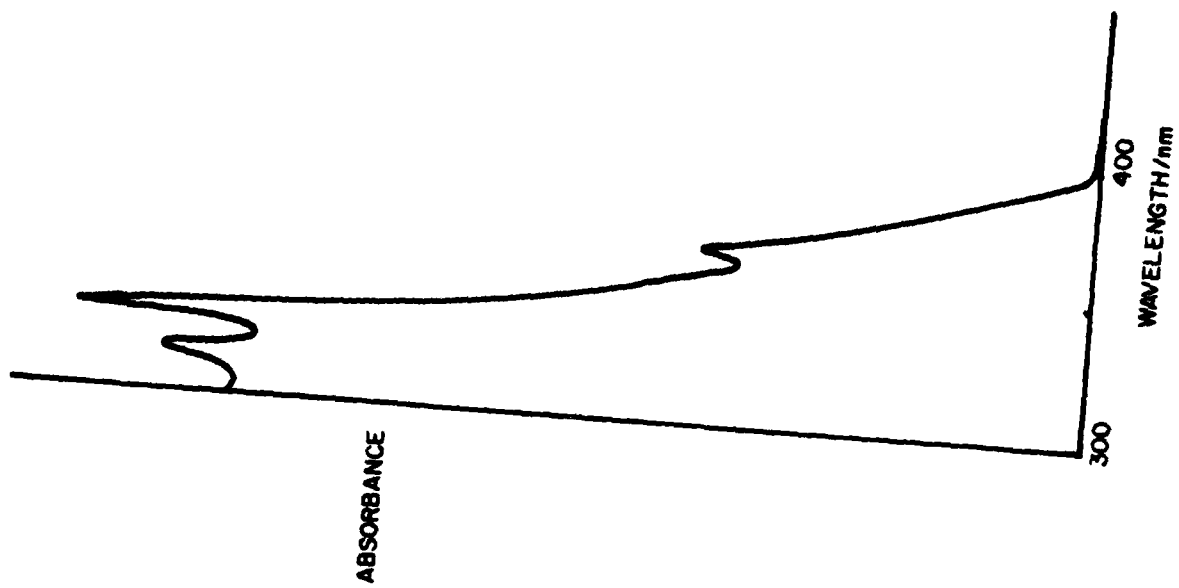


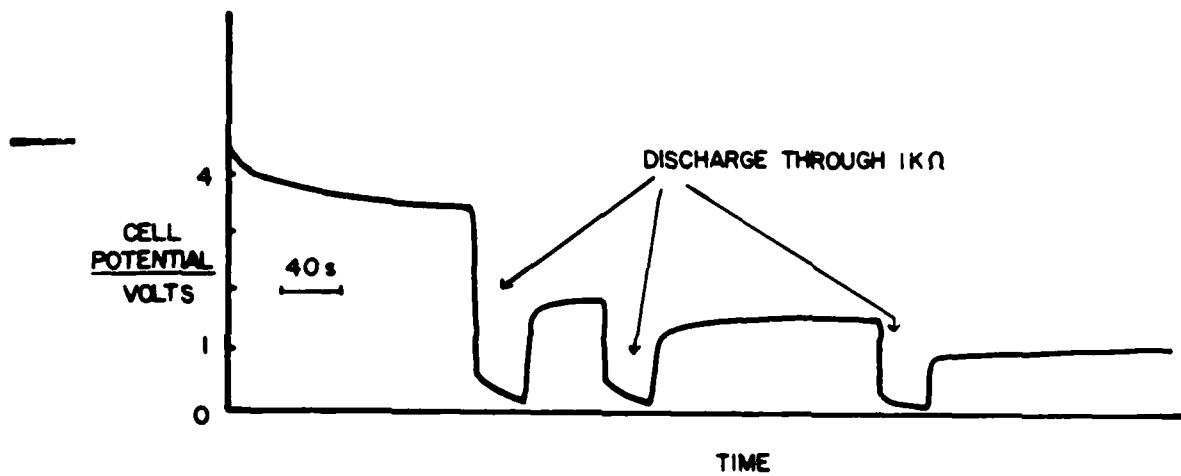
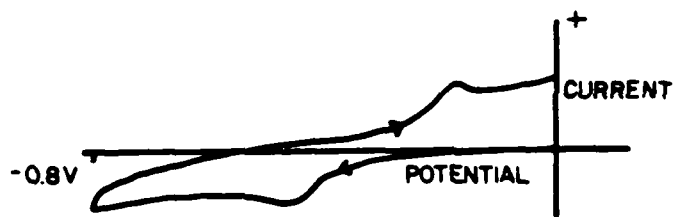
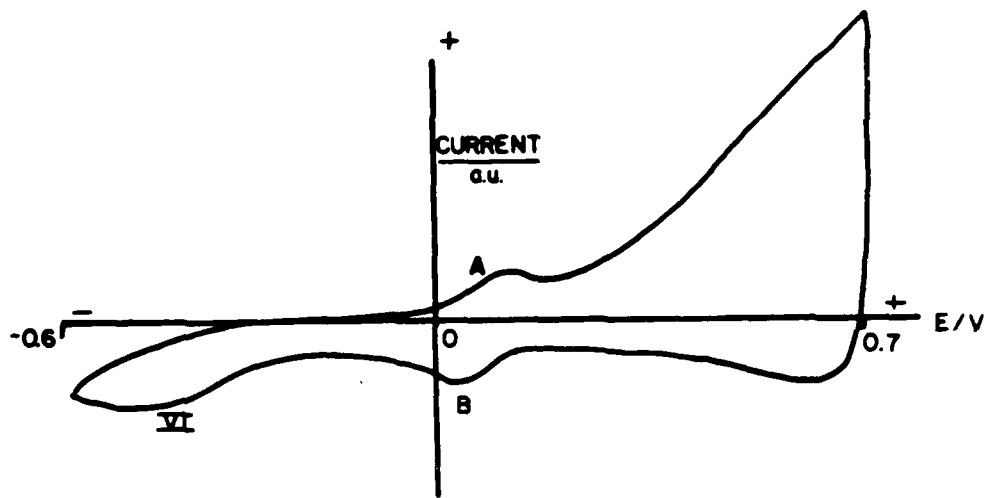












TECHNICAL REPORT DISTRIBUTION LIST, GEN

	<u>No. Copies</u>		<u>No. Copies</u>
Office of Naval Research Attn: Code 413 800 N. Quincy Street Arlington, Virginia 22217	2	Dr. David Young Code 334 NOROA NSTL, Mississippi 39529	1
Dr. Bernard Douda Naval Weapons Support Center Code 5042 Crane, Indiana 47522	1	Naval Weapons Center Attn: Dr. Ron Atkins Chemistry Division China Lake, California 93555	1
Commander, Naval Air Systems Command Attn: Code 310C (H. Rosenwasser) Washington, D.C. 20360	1	Scientific Advisor Commandant of the Marine Corps Code RD-1 Washington, D.C. 20380	1
Naval Civil Engineering Laboratory Attn: Dr. R. W. Drisko Port Hueneme, California 93401	1	U.S. Army Research Office Attn: CRD-AA-IP P.O. Box 12211 Research Triangle Park, NC 27709	1
Defense Technical Information Center Building 5, Cameron Station Alexandria, Virginia 22314	12	Mr. John Boyle Materials Branch Naval Ship Engineering Center Philadelphia, Pennsylvania 19110	1
DTNSRDC Attn: Dr. G. Bosmajian Applied Chemistry Division Annapolis, Maryland 21401	1	Naval Ocean Systems Center Attn: Dr. S. Yamamoto Marine Sciences Division San Diego, California 92132	1
Dr. William Tolles Superintendent Chemistry Division, Code 6100 Naval Research Laboratory Washington, D.C. 20375	1		

ABSTRACTS DISTRIBUTION LIST, 359/627

Dr. Paul Delahay
Department of Chemistry
New York University
New York, New York 10003

Dr. P. J. Hendra
Department of Chemistry
University of Southampton
Southampton SO9 5NH
United Kingdom

Dr. J. Driscoll
Lockheed Palo Alto Research
Laboratory
3251 Hanover Street
Palo Alto, California 94304

Dr. D. N. Bennion
Department of Chemical Engineering
Brigham Young University
Provo, Utah 84602

Dr. R. A. Marcus
Department of Chemistry
California Institute of Technology
Pasadena, California 91125

Dr. J. J. Auborn
Bell Laboratories
Murray Hill, New Jersey 07974

Dr. Joseph Singer, Code 302-1
NASA-Lewis
21000 Brookpark Road
Cleveland, Ohio 44135

Dr. P. P. Schmidt
Department of Chemistry
Oakland University
Rochester, Michigan 48063

Dr. Manfred Breiter
Institut für Technische Elektrochemie
Technischen Universität Wien
9 Getreidemarkt, 1160 Wien
AUSTRIA

Dr. E. Yeager
Department of Chemistry
Case Western Reserve University
Cleveland, Ohio 44106

Dr. C. E. Mueller
The Electrochemistry Branch
Naval Surface Weapons Center
White Oak Laboratory
Silver Spring, Maryland 20910

Dr. Sam Perone
Chemistry & Materials
Science Department
Lawrence Livermore National Laboratory
Livermore, California 94550

Dr. Royce W. Murray
Department of Chemistry
University of North Carolina
Chapel Hill, North Carolina 27514

Dr. B. Brummer
EIC Incorporated
111 Downey Street
Norwood, Massachusetts 02062

Dr. Adam Heller
Bell Laboratories
Murray Hill, New Jersey 07974

Dr. A. B. Ellis
Chemistry Department
University of Wisconsin
Madison, Wisconsin 53706

Library
Duracell, Inc.
Burlington, Massachusetts 01803

Electrochimica Corporation
20 Kelly Court
Menlo Park, California 94025-1418

ABSTRACTS DISTRIBUTION LIST, 359/627

Dr. M. Wrighton
Chemistry Department
Massachusetts Institute
of Technology
Cambridge, Massachusetts 02139

Dr. B. Stanley Pons
Department of Chemistry
University of Utah
Salt Lake City, Utah 84112

Donald E. Mains
Naval Weapons Support Center
Electrochemical Power Sources Division
Crane, Indiana 47522

S. Ruby
DOE (STOR)
Room 5E036 Forrestal Bldg., CE-14
Washington, D.C. 20595

Dr. A. J. Bard
Department of Chemistry
University of Texas
Austin, Texas 78712

Dr. Janet Osteryoung
Department of Chemistry
State University of New York
Buffalo, New York 14214

Dr. Donald W. Ernst
Naval Surface Weapons Center
Code R-33
White Oak Laboratory
Silver Spring, Maryland 20910

Mr. James R. Moden
Naval Underwater Systems Center
Code 3632
Newport, Rhode Island 02840

Dr. Bernard Spielvogel
U.S. Army Research Office
P.O. Box 12211
Research Triangle Park, NC 27709

Dr. Aaron Fletcher
Naval Weapons Center
Code 3852
China Lake, California 93555

Dr. M. M. Nicholson
Electronics Research Center
Rockwell International
3370 Miraloma Avenue
Anaheim, California

Dr. Michael J. Weaver
Department of Chemistry
Purdue University
West Lafayette, Indiana 47907

Dr. R. David Rauh
EIC Laboratories, Inc.
111 Downey Street
Norwood, Massachusetts 02062

Dr. Aaron Wold
Department of Chemistry
Brown University
Providence, Rhode Island 02192

Dr. Martin Fleischmann
Department of Chemistry
University of Southampton
Southampton SO9 5NH ENGLAND

Dr. R. A. Osteryoung
Department of Chemistry
State University of New York
Buffalo, New York 14214

Dr. John Wilkes
Air Force Office of Scientific
Research
Bolling AFB
Washington, D.C. 20332

Dr. R. Nowak
Naval Research Laboratory
Code 6171
Washington, D.C. 20375

Dr. D. F. Shriver
Department of Chemistry
Northwestern University
Evanston, Illinois 60201

ABSTRACTS DISTRIBUTION LIST, 359/627

Dr. Hector D. Abruna
Department of Chemistry
Cornell University
Ithaca, New York 14853

Dr. A. B. P. Lever
Chemistry Department
York University
Downsview, Ontario M3J1P3

Dr. Stanislaw Szpak
Naval Ocean Systems Center
Code 633, Bayside
San Diego, California 95152

Dr. Gregory Farrington
Department of Materials Science
and Engineering
University of Pennsylvania
Philadelphia, Pennsylvania 19104

M. L. Robertson
Manager, Electrochemical
and Power Sources Division
Naval Weapons Support Center
Crane, Indiana 47522

Dr. T. Marks
Department of Chemistry
Northwestern University
Evanston, Illinois 60201

Dr. Micha Tomkiewicz
Department of Physics
Brooklyn College
Brooklyn, New York 11210

Dr. Lesser Blum
Department of Physics
University of Puerto Rico
Rio Piedras, Puerto Rico 00931

Dr. Joseph Gordon, II
IBM Corporation
5600 Cottle Road
San Jose, California 95193

Dr. Nathan Lewis
Department of Chemistry
Stanford University
Stanford, California 94305

Dr. D. H. Whitmore
Department of Materials Science
Northwestern University
Evanston, Illinois 60201

Dr. Alan Bewick
Department of Chemistry
The University of Southampton
Southampton, SO9 5NH ENGLAND

Dr. E. Anderson
NAVSEA-56Z33 NC #4
2541 Jefferson Davis Highway
Arlington, Virginia 20362

Dr. Bruce Dunn
Department of Engineering &
Applied Science
University of California
Los Angeles, California 90024

Dr. Elton Cairns
Energy & Environment Division
Lawrence Berkeley Laboratory
University of California
Berkeley, California 94720

Dr. Richard Pollard
Department of Chemical Engineering
University of Houston
Houston, Texas 77004

Dr. M. Philpott
IBM Corporation
5600 Cottle Road
San Jose, California 95193

Dr. Donald Sandstrom
Boeing Aerospace Co.
P.O. Box 3999
Seattle, Washington 98124

Dr. Carl Kannewurf
Department of Electrical Engineering
and Computer Science
Northwestern University
Evanston, Illinois 60201

Dr. Joel Harris
Department of Chemistry
University of Utah
Salt Lake City, Utah 84112

ABSTRACTS DISTRIBUTION LIST, 359/627

Dr. Robert Somoano
Jet Propulsion Laboratory
California Institute of Technology
Pasadena, California 91103

Dr. Johann A. Joebstl
USA Mobility Equipment R&D Command
DRDME-EC
Fort Belvoir, Virginia 22060

Dr. Judith H. Ambrus
NASA Headquarters
M.S. RTS-6
Washington, D.C. 20546

Dr. Albert R. Landgrebe
U.S. Department of Energy
M.S. 6B025 Forrestal Building
Washington, D.C. 20595

Dr. J. J. Brophy
Department of Physics
University of Utah
Salt Lake City, Utah 84112

Dr. Charles Martin
Department of Chemistry
Texas A&M University
College Station, Texas 77843

Dr. H. Tachikawa
Department of Chemistry
Jackson State University
Jackson, Mississippi 39217

Dr. Theodore Beck
Electrochemical Technology Corp.
3935 Leary Way N.W.
Seattle, Washington 98107

Dr. Farrell Lytle
Boeing Engineering and
Construction Engineers
P.O. Box 3707
Seattle, Washington 98124

Dr. Robert Gotscholl
U.S. Department of Energy
MS G-226
Washington, D.C. 20545

Dr. Edward Fletcher
Department of Mechanical Engineering
University of Minnesota
Minneapolis, Minnesota 55455

Dr. John Fontanella
Department of Physics
U.S. Naval Academy
Annapolis, Maryland 21402

Dr. Martha Greenblatt
Department of Chemistry
Rutgers University
New Brunswick, New Jersey 08903

Dr. John Wasson
Syntheco, Inc.
Rte 6 - Industrial Pike Road
Gastonia, North Carolina 28052

Dr. Walter Roth
Department of Physics
State University of New York
Albany, New York 12222

Dr. Anthony Sammells
Eltron Research Inc.
4260 Westbrook Drive, Suite 111
Aurora, Illinois 60505

Dr. C. A. Angell
Department of Chemistry
Purdue University
West Lafayette, Indiana 47907

Dr. Thomas Davis
Polymer Science and Standards
Division
National Bureau of Standards
Washington, D.C. 20234

Ms. Wendy Parkhurst
Naval Surface Weapons Center R-33
R-33
Silver Spring, Maryland 20910

DL/413/83/01
359/413-2

ABSTRACTS DISTRIBUTION LIST, 359/627

Dr. John Owen
Department of Chemistry and
Applied Chemistry
University of Salford
Salford M5 4WT ENGLAND

Dr. O. Stafsudd
Department of Electrical Engineering
University of California
Los Angeles, California 90024

Dr. Boone Owens
Department of Chemical Engineering
and Materials Science
University of Minnesota
Minneapolis, Minnesota 55455

Dr. S. G. Greenbaum
Department of Physics
Hunter College of CUNY
New York, New York 10021

Dr. J. O. Thomas
University of Uppsala
Institute of Chemistry
Box 531
S-751 21 Uppsala, Sweden

Dr. Menahem Anderman
W.R. Grace & Co.
Columbia, Maryland 20144

END

DATE

FILMED

6-1988

DTIC