

NO-R192 977


MOLECULAR-LEVEL CONTROL OVER SURFACE ORDER IN
SELF-ASSEMBLED MONOLAYER FI (U) HARVARD UNIV CAMBRIDGE
MASS DEPT OF CHEMISTRY C D BAIN ET AL MAR 88 TR-5
N00014-85-K-0098 F/G 7/3

1/1

UNCLASSIFIED

NL





AD-A192 977

MOLECULAR-LEVEL CONTROL OVER SURFACE ORDER
IN SELF-ASSEMBLED MONOLAYER FILMS OF ORGANIC THIOLS ON GOLD

Colin D. Bain and George M. Whitesides*
Department of Chemistry
Harvard University
Cambridge MA 02138

Technical Report No. 5 (March 1988)

Interim Technical Report

(Accepted for publication in Science)

PREPARED FOR DEFENSE ADVANCED RESEARCH PROJECTS AGENCY
1400 Wilson Boulevard
Arlington VA 22209

DEPARTMENT OF THE NAVY
Office of Naval Research, Code 1130P
800 North Quincy Street
Arlington VA 22217-5000

ARPA Order No.: NR 356-856
Contract No.: N00014-85-K-0898
Effective Date: 85 September 01
Expiration Date: 88 August 31

Principal Investigator: George M. Whitesides
(617) 495-9430

The views and conclusions in this document are those of the authors and should not be interpreted as necessarily representing the official policies, either expressed or implied, of the Defense Advanced Research Projects Agency or the U.S. Government.

DTIC
SELECTED
MAY 20 1988
S E D

SECURITY CLASSIFICATION OF THIS PAGE

REPORT DOCUMENTATION PAGE

1a. REPORT SECURITY CLASSIFICATION Unclassified		1b. RESTRICTIVE MARKINGS	
2a. SECURITY CLASSIFICATION AUTHORITY		3. DISTRIBUTION / AVAILABILITY OF REPORT Approved for public release; distribution unlimited	
2b. DECLASSIFICATION / DOWNGRADING SCHEDULE			
4. PERFORMING ORGANIZATION REPORT NUMBER(S) Technical Report #5		5. MONITORING ORGANIZATION REPORT NUMBER(S)	
6a. NAME OF PERFORMING ORGANIZATION Harvard University	6b. OFFICE SYMBOL (If applicable)	7a. NAME OF MONITORING ORGANIZATION Office of Naval Research	
6c. ADDRESS (City, State, and ZIP Code) Office for Sponsored Research Holyoke Center, Fourth Floor Cambridge MA 02138-4993		7b. ADDRESS (City, State, and ZIP Code) Code 11130P 800 North Quincy Street Arlington VA 22217-5000	
8a. NAME OF FUNDING / SPONSORING ORGANIZATION ONR/DARPA	8b. OFFICE SYMBOL (If applicable)	9. PROCUREMENT INSTRUMENT IDENTIFICATION NUMBER	
8c. ADDRESS (City, State, and ZIP Code) 800 North Quincy Street Arlington VA 22217-5000		10. SOURCE OF FUNDING NUMBERS	
		PROGRAM ELEMENT NO. 85-K-0898	PROJECT NO. NR 356-856
		TASK NO.	WORK UNIT ACCESSION NO.
11. TITLE (Include Security Classification) "Molecular-Level Control over Surface Order in Self-Assembled Monolayer Films of Organic Thiols on Gold"			
12. PERSONAL AUTHOR(S) Colin D. Bain and George M. Whitesides			
13a. TYPE OF REPORT Interim	13b. TIME COVERED FROM _____ TO _____	14. DATE OF REPORT (Year, Month, Day) March 1988	15. PAGE COUNT 12
16. SUPPLEMENTARY NOTATION			
17. COSATI CODES		18. SUBJECT TERMS (Continue on reverse if necessary and identify by block number)	
FIELD	GROUP	SUB-GROUP	
			monolayer wettability self-assembly
			gold ellipsometry films
19. ABSTRACT (Continue on reverse if necessary and identify by block number)			
<p>Long-chain ω-hydroxyalkanethiols ($\text{HS}(\text{CH}_2)_n\text{OH}$) coordinate to gold surfaces through the sulphur atom and produce ordered, hydrophilic monolayers in which the hydroxyl groups are exposed at the outer surface. Coadsorption of two ω-hydroxyalkanethiols of different chain lengths, n, results in formation of a monolayer having a disordered surface region that is markedly less hydrophilic than the homogeneous, hydroxylic surface formed from either pure compound. By controlling the composition of the monolayer, it is also possible to control simultaneously the degree of order in the surface and its hydrophilicity. In the monolayers containing a mixture of alkanethiol components, these components apparently do not phase-segregate into macroscopic islands, but are dispersed on a molecular scale.</p>			
20. DISTRIBUTION / AVAILABILITY OF ABSTRACT <input checked="" type="checkbox"/> UNCLASSIFIED/UNLIMITED <input type="checkbox"/> SAME AS RPT <input type="checkbox"/> DTIC USERS		21. ABSTRACT SECURITY CLASSIFICATION	
22a. NAME OF RESPONSIBLE INDIVIDUAL Kenneth J. Wynne		22b. TELEPHONE (Include Area Code)	22c. OFFICE SYMBOL

Molecular-Level Control over Surface Order in Self-Assembled
Monolayer Films of Organic Thiols on Gold

COLIN D. BAIN AND GEORGE M. WHITESIDES

Department of Chemistry,
Harvard University,
Cambridge, MA 02138

Accession For	
NTIS GRA&I	<input checked="" type="checkbox"/>
DTIC TAB	<input type="checkbox"/>
Unannounced	<input type="checkbox"/>
Justification	
By _____	
Distribution/	
Availability Codes	
Dist	Avail and/or Special
A-1	



Long-chain ω -hydroxyalkanethiols ($\text{HS}(\text{CH}_2)_n\text{OH}$) coordinate to gold surfaces through the sulphur atom and produce ordered, hydrophilic monolayers in which the hydroxyl groups are exposed at the outer surface. Coadsorption of two ω -hydroxyalkanethiols of different chain lengths, n , results in formation of a monolayer having a disordered surface region that is markedly less hydrophilic than the homogeneous, hydroxylic surface formed from either pure compound. By controlling the composition of the monolayer, it is also possible to control simultaneously the degree of order in the surface and its hydrophilicity. In the monolayers containing a mixture of alkanethiol components, these components apparently do not phase-segregate into macroscopic islands, but are dispersed on a molecular scale.

Long-chain alkanethiols adsorb spontaneously from solution onto clean gold surfaces and form monolayer films (1,2). These films are densely packed and highly ordered both in the plane of the monolayer and perpendicular to it (3,4): the thiol coordinates to the gold surface, and the polymethylene chains pack in an all-trans conformation tilted slightly from the normal to the surface. Although gold interacts strongly with sulfur, phosphorus, and other "soft" ligands, it is inert towards most "hard" organic functionalities containing only first-row elements (5). This selectivity for sulfur allows us to prepare oriented organic monolayer films containing many functional groups of chemical and biological interest and to exercise a high degree of

control over the structure of these films. In particular, by using adsorbates having the structure $\text{HS}(\text{CH}_2)_n\text{X}$, we can prepare monolayers presenting a more or less well-ordered array of the group X at the monolayer-air interface. If the polymethylene chain of $\text{HS}(\text{CH}_2)_n\text{X}$ is at least ten carbons long, the surface properties depend primarily on the tail group X, are independent of the chain length, and are influenced only indirectly by the sulfur-gold interface. These terminally-functionalized films are versatile and convenient systems with which to study the physical-organic chemistry of interfaces. A central objective of our work with these monolayer films is to discover the relationships between molecular-scale structure and macroscopic physical properties of interfaces -- wettability, adhesion strength, coefficient of friction -- that depend strongly on short-range intermolecular forces (6).

We have examined the wettability by water of monolayers composed of $\text{HS}(\text{CH}_2)_{11}\text{OH}$ (abbreviated here as HSC_{11}OH), $\text{HS}(\text{CH}_2)_{19}\text{OH}$ (HSC_{19}OH) and mixtures of these two compounds. Figure 1 illustrates the theory on which this group of experiments rest. If the pure compounds form well-ordered monolayers (Figures 1A and 1C), these monolayers should present a dense, hydrophilic, wettable, two-dimensional array of hydroxyl groups at the monolayer-water interface; if the monolayers are disordered, a more hydrophobic, less wettable mixture of hydroxyl and methylene groups will be exposed (Figure 1D). In the event that monolayers of the pure compounds are highly ordered, there

are two plausible structures for monolayers containing mixtures of the two components. If the components are dispersed on a molecular scale (Figure 1B), an interesting, two-layer structure could result in which a disordered surface region is isolated from the gold by a deeper layer of densely-packed, ordered polymethylene chains. Since this disorder would expose methylene groups at the monolayer-water interface, the mixed monolayers would be more hydrophobic than monolayers of the pure compounds. Alternatively, the two components could separate into discrete, macroscopic islands (Figure 1E), each of which would present a hydrophilic array of hydroxyl groups at the surface. We expect the wettability of an "island" monolayer containing two components to be only marginally different from that of an ordered, homogeneous monolayer containing only one pure component, so long as the island size is relatively large (≥ 10 nm). An "island" structure would present only a small fraction of the area of the monolayer-water interface as methylene groups, and would thus be similar in its hydrophilicity to a single-component monolayer. Thus, examination of the wettability of monolayers of HSC₁₁OH, HSC₁₉OH, and mixtures of the two compounds, addresses a number of questions about the structure of these monolayer films: the order in monolayers of pure compounds, the relative order in pure and mixed monolayers, and the extent of phase separation in the mixed monolayers.

We prepared monolayers by immersing freshly evaporated, gold films in solutions of the thiols in degassed ethanol for 12 h at

room temperature (7). The total concentration of thiol was 1 mM. We measured the ellipsometric constants of the gold films before and after adsorption of the monolayer, computed the thickness of the monolayer by standard procedures (8), and determined advancing contact angles, θ_a , with water by the sessile drop technique (2). Ellipsometric thicknesses and contact angles are shown in Figure 2, plotted against the ratio, R , of HSC₁₁OH to HSC₁₉OH in solution (9).

The ellipsometric thickness of the monolayers decreased in a smooth step from 23 Å for pure HSC₁₉OH to 13 Å for pure HSC₁₁OH in the region between $R = 1$ and $R = 30$. The change in thickness by 10 Å is consistent with a difference in chain length of eight methylene units, assuming a model in which the chains are fully trans-extended and tilted 20-30° from the normal to the gold surface, as inferred from infrared spectra (3). Both surfaces composed of pure components showed contact angles with water near 0° (<15° for HSC₁₉OH, <10° for HSC₁₁OH) -- observations consistent with our model of well-ordered monolayers exposing only the polar hydroxyl group at the film-water interface (10). Polarized external reflectance infrared spectra of a long-chain, alcohol-terminated thiol (HS(CH₂)₁₆OH) adsorbed on gold showed narrow (12 cm⁻¹ FWHM) CH₂ symmetric and asymmetric vibrations at 2851 cm⁻¹ and 2919 cm⁻¹, frequencies that are indicative of crystalline packing of polymethylene chains (11).

The compositions of the monolayers and the solutions from which they were adsorbed were not the same. We presume that the

midpoint in the thickness of the monolayers corresponds to a film containing equal concentrations of HSC₁₁OH and HSC₁₉OH; this point occurs at $R = 6$, that is, when $[\text{HSC}_{11}\text{OH}]_{\text{soln}} = 6[\text{HSC}_{19}\text{OH}]_{\text{soln}}$. The observation that the concentration of HSC₁₁OH in solution is higher than in the monolayer is not surprising: the longer-chain compound forms a monolayer that is intrinsically more stable than the monolayer formed from the shorter chain, since it has a larger molecular surface to participate in energetically favorable van der Waals interactions with adjacent chains. We have observed substantial differences in composition between solutions and their derived monolayers for many two-component systems (2).

The point of central interest in Figure 2 is the pronounced maximum in the hydrophobicity of the monolayer films at a value of R corresponding to a monolayer with the greatest degree of mixing and, we believe, the greatest extent of disorder at the monolayer-water interface (Figure 1B) (12). This maximum is important because it provides a clear example of the successful correlation of molecular-scale structure with a macroscopic physical property, because it supports the inference of high order in the pure single-component monolayer systems, and because it argues against phase separation (13).

Self-assembled monolayers on gold of compounds of the structure HS(CH₂)_n>10X are exceptionally useful systems with which to explore the physical-organic chemistry and materials science of monolayers and thin films: they are easily prepared

and have high structural order; a wide variety of groups, X, are compatible with the system; they permit design of the solid-liquid interface on an Å-scale. The results reported here illustrate the degree of control that can be achieved over wettability, a representative macroscopic materials property, by rational variation in the structures and proportions of the components of these self-assembled monolayers, and emphasizes the importance of short-range (<5 Å) structure in determining wettability.

References

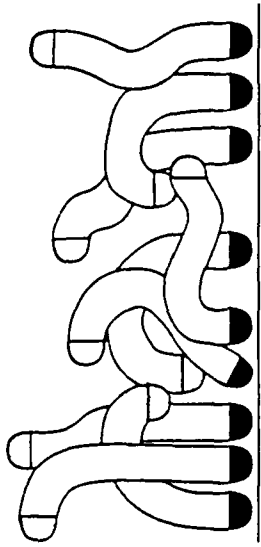
1. R. G. Nuzzo and D. L. Allara, J. Am. Chem. Soc. 105, 4481 (1983); H. O. Finklea, S. Avery, M. Lynch, T. Furtsch, Langmuir 3, 409 (1987).
2. C. D. Bain et al., manuscripts in preparation.
3. M. D. Porter, T. B. Bright, D. L. Allara, C. E. D. Chidsey, J. Am. Chem. Soc. 109, 3559 (1987).
4. L. Strong and G. M. Whitesides, Langmuir, in press.
5. R. G. Pearson, J. Am. Chem. Soc. 85, 3533 (1963).
6. J. N. Israelachvili, Intermolecular and Surface Forces (Academic Press, New York, 1985).
7. For experimental details, see E. B. Troughton et al., Langmuir, in press.
8. D. L. Allara and R. G. Nuzzo, Langmuir 1, 45 (1985).
9. Each point is the average of multiple readings on an individual sample: three spots for the ellipsometric constants and eight readings on four drops for the data on contact angles.
10. Wettability of surfaces composed exclusively of polar functional groups was originally predicted by N. K. Adams (Adv. Chem. Ser. No. 43, 52 (1964)) and has been confirmed in this laboratory for surfaces composed of carboxylic acids, alcohols and amines.
11. R. G. Snyder, H. L. Strauss, C. A. Elliger, J. Phys. Chem. 86, 5145 (1982).

12. X-ray photoelectron spectroscopy provides indirect confirmation of our deductions based on contact angle. The carbon 1s peak arising from the CH₂OH group is significantly broader in the R = 5 monolayer than in either of the pure monolayers. We attribute this line broadening to the multiple environments experienced by the tail group in the disordered surface region. Other experiments examining the structure of the mixed films are in progress.
13. The distribution of molecules in the monolayers containing a mixture of the two alkanethiols, around R = 6, is not necessarily entirely random, but any clusters of molecules of one component must be small.
14. Supported in part by the Office of Naval Research and the Defense Advanced Research Projects Agency, and by the National Science Foundation (CHE-85-08702). Infrared spectra were taken by Dr. Ralph Nuzzo (AT&T Bell Laboratories), whom we thank for assistance and many useful discussions.

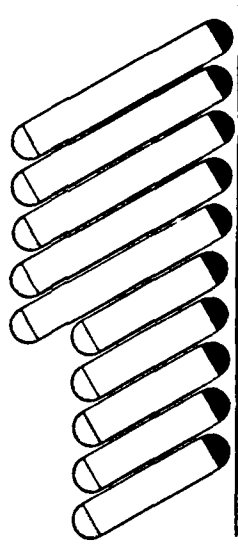
Captions

Fig. 1. Stylized illustrations of monolayer structures. Proposed structures of (A) pure monolayer of $\text{HS}(\text{CH}_2)_{19}\text{OH}$; (B) monolayer composed of 50% $\text{HS}(\text{CH}_2)_{19}\text{OH}$ and 50% $\text{HS}(\text{CH}_2)_{11}\text{OH}$; (C) pure monolayer of $\text{HS}(\text{CH}_2)_{11}\text{OH}$. Structures we believe do not occur in the systems studied here: (D) disordered monolayer and (E) monolayer containing a mixture of components and showing phase separation into islands.

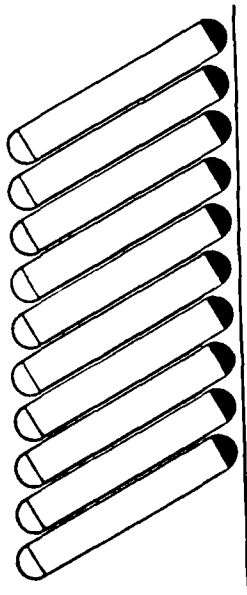
Fig. 2. Properties of mixed monolayers of $\text{HS}(\text{CH}_2)_{11}\text{OH}$ and $\text{HS}(\text{CH}_2)_{19}\text{OH}$ as a function of solution composition: ellipsometric thickness (\circ) and cosine of the advancing contact angle of water (\bullet). Inset: expanded plot of contact angles in the region of the peak maximum.



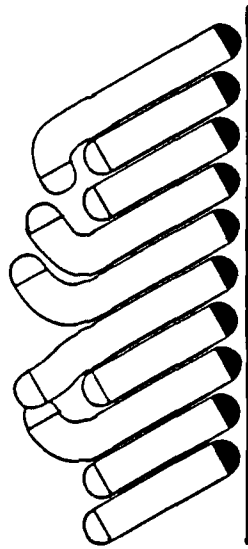
D



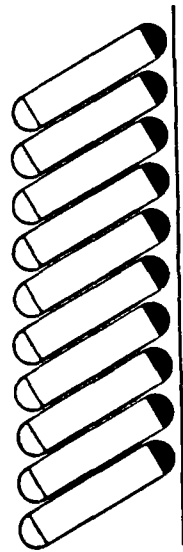
E



A

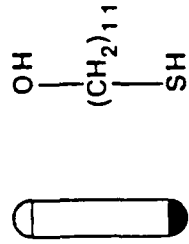
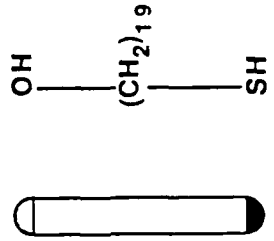


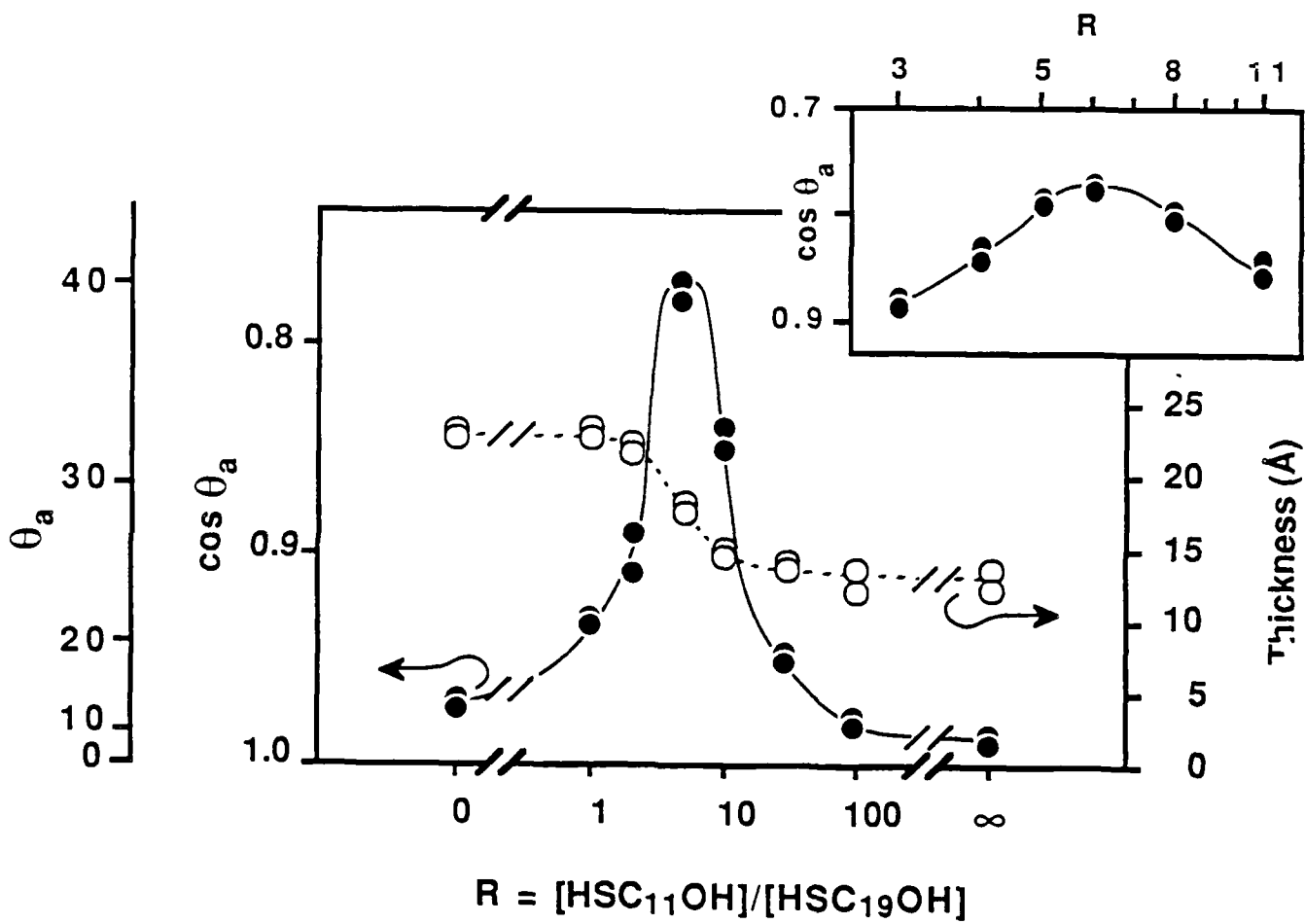
B



C

Key





CONTRACT DATA REQUIREMENTS LIST
INSTRUCTIONS FOR DISTRIBUTION
ARPA/CNR

MINIMUM DISTRIBUTION OF TECHNICAL REPORTS

<u>ADDRESSEE</u>	<u>DCDPAAD CODE</u>	<u>NUMBER OF COPIES</u>	
		<u>UNCLASSIFIED/UNLIMITED</u>	<u>UNCLASSIFIED/LIMITED AND CLASSIFIED</u>
Director, Advanced Research Projects Agency 1400 Wilson Boulevard Arlington, Virginia 22209 ATTN: Program Management	HX1241	2	2
Scientific Officer	N00014	3	3
Administrative Contracting Officer	N66016	1	1
Director, Naval Research Laboratory, ATTN: Code 2627 Washington, D. C. 20375	N00173	6	1
Defense Technical Information Center Bldg. 5, Cameron Station Alexandria, Virginia 22314	S47031	12	2

One (1) copy of each technical report resulting from work performed in the area of tactical technology shall be sent to:

<u>TACTEC</u>	<u>DCDPAAD CODE</u>
Battelle Memorial Institute	79986
505 King Avenue	
Columbus, Ohio 43201	

MINIMUM DISTRIBUTION OF REPORTS WHICH ARE NOT TECHNICAL REPORTS

<u>ADDRESSEE</u>	<u>DCDPAAD CODE</u>	<u>NUMBER OF COPIES</u>	
		<u>UNCLASSIFIED/UNLIMITED</u>	<u>UNCLASSIFIED/LIMITED AND CLASSIFIED</u>
Director, Advanced Research Projects Agency 1400 Wilson Boulevard Arlington, Virginia 22209 ATTN: Program Management	HX1241	2	2
Scientific Officer	N00014	3	3
Administrative Contracting Officer	N66016	1	1

If the Scientific Officer directs, the Contractor shall make additional distribution of technical reports and such other reports as may be specified by the Scientific Officer in accordance with a supplemental distribution list provided by the Scient. Officer.

ABSTRACTS DISTRIBUTION LIST, 356B

Professor T. Marks
Department of Chemistry
Northwestern University
Evanston, Illinois 60201

Dr. Kurt Baum
Fluorochem, Inc.
680 S. Ayon Avenue
Azusa, California 91702

Dr. Ulrich W. Suter
Department of Chemical and Engineering
Massachusetts Institute of Technologies
Room E19-628
Cambridge, MA 02139-4309

Dr. William Bailey
Department of Chemistry
University of Maryland
College Park, Maryland 20742

Dr. J.C.H. Chien
Department of Polymer Science and
Engineering
University of Massachusetts
Amherst, MA 01003

~~Professor G. Whitesides~~
~~Department of Chemistry~~
~~Harvard University~~
~~Cambridge, Massachusetts 02138~~

Dr. K. Paciorek
Ultrasystems, Inc.
P.O. Box 19605
Irvine, California 92715

Dr. Ronald Archer
Department of Chemistry
University of Massachusetts
Amherst, Massachusetts 01002

Professor D. Seyferth
Department of Chemistry
Massachusetts Institute of Technology
Cambridge, Massachusetts 02139

Professor J. Moore
Department of Chemistry
Rensselaer Polytechnic Institute
Troy, New York 12181

Dr. V. Percec
Department of Macromolecular
Science
Case Western Reserve University
Cleveland, Ohio 44106

Dr. Gregory Girolami
Department of Chemistry
University of Illinois
Urbana-Champaign, IL 61801

Dr. Ted Walton
Chemistry Division
Code 6120
Naval Research Lab
Washington D.C. 20375-5000

Professor Warren T. Ford
Department of Chemistry
Oklahoma State University
Stillwater, OK 74078

Professor H. K. Hall, Jr.
Department of Chemistry
The University Arizona
Tucson, Arizona 85721

Dr. Fred Wudl
Department of Chemistry
University of California
Santa Barbara, CA 93106

Professor Kris Matjaszewski
Department of Chemistry
Carnegie-Mellon University
4400 Fifth Avenue
Pittsburgh, PA 15213

Professor Richard Schrock
Department of Chemistry
Massachusetts Institute of Technology
Cambridge, MA 02139

ABSTRACTS DISTRIBUTION LIST, 356B

Professor A. G. MacDiarmid
Department of Chemistry
University of Pennsylvania
Philadelphia, Pennsylvania 19174

Dr. E. Fischer, Code 2853
Naval Ship Research and
Development Center
Annapolis, Maryland 21402

Professor H. Allcock
Department of Chemistry
Pennsylvania State University
University Park, Pennsylvania 16802

Professor R. Lenz
Department of Chemistry
University of Massachusetts
Amherst, Massachusetts 01002

Professor G. Wnek
Department of Chemistry
Rensselaer Polytechnic Institute
Troy, NY 12181

Professor C. Allen
Department of Chemistry
University of Vermont
Burlington, Vermont 05401

Dr. Ivan Caplan
DTNSRDC
Code 0125
Annapolis, MD 21401

Dr. R. Miller
Almaden Research Center
650 Harry Road K91B801
San Jose, CA 95120

Dr. William B. Moniz
Chemistry Division
Naval Research Laboratory
Washington, D.C. 20375-5000

Dr. Richard M. Laine
SRI International
333 Ravenswood Avenue
Menlo Park, California 94025

Dr. L. Buckley
Naval Air Development Center
Code 6063
Warminster, Pennsylvania 18974

Dr. James McGrath
Department of Chemistry
Virginia Polytechnic Institute
Blacksburg, Virginia 24061

Dr. Geoffrey Lindsay
Chemistry Division
Naval Weapons Center
China Lake, California 93555

Professor J. Salamone
Department of Chemistry
University of Lowell
Lowell, Massachusetts 01854

Dr. J. Griffith
Naval Research Laboratory
Chemistry Section, Code 6120
Washington, D. C. 20375-5000

Professor T. Katz
Department of Chemistry
Columbia University
New York, New York 10027

Dr. Christopher K. Ober
Department of Materials Science
and Engineering
Cornell University
Ithaca, New York 14853-1501

END

DATE

FILMED

DTIC

6-88