

AD-A194 632

CYCLIC VOLTAMMETRIC INVESTIGATION OF DISILENES(U)

1/1

WISCONSIN UNIV-MADISON DEPT OF CHEMISTRY
W. B. SHEPHERD ET AL. 1988 AFOSR-TR-88-0383

UNCLASSIFIED

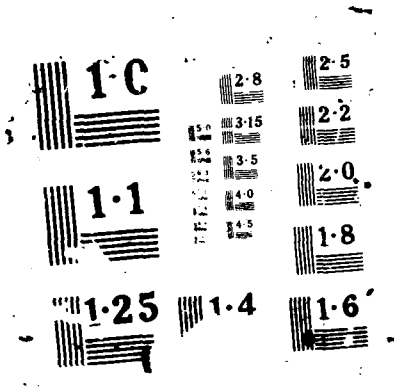
F49620-86-C-0010

F/G 7/3

NL



END
PAGE
88-



UNCLASSIFIED

AD-A194 652

2

SECURITY CLASSIFICATION OF THIS PAGE

REPORT DOCUMENTATION PAGE

1a. REPORT SECURITY CLASSIFICATION UNCLASSIFIED		1b. RESTRICTIVE MARKINGS DTIC FILE	
2a. SECURITY CLASSIFICATION AUTHORITY Unclassified		3. DISTRIBUTION/AVAILABILITY OF REPORT Approved for Public Release; Distribution Unlimited	
2b. DECLASSIFICATION/DOWNGRADING SCHEDULE		4. PERFORMING ORGANIZATION REPORT NUMBER(S)	
5a. NAME OF PERFORMING ORGANIZATION University of Wisconsin		5b. OFFICE SYMBOL (If applicable)	
5c. ADDRESS (City, State and ZIP Code) Department of Chemistry University of Wisconsin		7a. NAME OF MONITORING ORGANIZATION AFOSR/NC	
6a. NAME OF FUNDING/SPONSORING ORGANIZATION AFOSR		6b. OFFICE SYMBOL (If applicable) NC	
6c. ADDRESS (City, State and ZIP Code) Building 410 Bolling AFB, DC 20332		7b. ADDRESS (City, State and ZIP Code) Bldg 410 Bolling AFB DC 20332-6448	
8a. NAME OF FUNDING/SPONSORING ORGANIZATION AFOSR		8b. OFFICE SYMBOL (If applicable) NC	
8c. ADDRESS (City, State and ZIP Code) Building 410 Bolling AFB, DC 20332		9. PROCUREMENT INSTRUMENT IDENTIFICATION NUMBER F49620-86-C-0010	
11. TITLE (Include Security Classification) Cyclic Voltammetric Investigation of Disilenes		10. SOURCE OF FUNDING NOS	
		PROGRAM ELEMENT NO. 61102F	PROJECT NO. 2303
		TASK NO. B2	WORK UNIT NO.
12. PERSONAL AUTHOR(S) Brian D. Shepherd and Robert West			
13a. TYPE OF REPORT Reprint		13b. TIME COVERED FROM _____ TO _____	
		14. DATE OF REPORT (Yr., Mo., Day) Sept. 29, 1987	
		15. PAGE COUNT 4	
16. SUPPLEMENTARY NOTATION Cyclic Voltammetric Investigation of Disilenes, Chemistry Letters, 183-186 (1988)			
17. COSATI CODES		18. SUBJECT TERMS (Continue on reverse if necessary and identify by block number)	
FIELD	GROUP	SUB. GR.	
19. ABSTRACT (Continue on reverse if necessary and identify by block number)			
<p>Three tetraaryldisilenes and two dialkyldiaryldisilenes were investigated by cyclic voltammetry, all undergoing irreversible oxidation and reduction. The oxidation potentials were similar for all five compounds, but the reduction potentials were lower for the tetraaryldisilenes than for the dialkyldiaryldisilenes.</p>			
20. DISTRIBUTION/AVAILABILITY OF ABSTRACT XX UNCLASSIFIED/UNLIMITED <input type="checkbox"/> SAME AS RPT. <input type="checkbox"/> DTIC USERS <input type="checkbox"/>		21. ABSTRACT SECURITY CLASSIFICATION Unclassified	
22a. NAME OF RESPONSIBLE INDIVIDUAL Dr Anthony J. Matuszko		22b. TELEPHONE NUMBER (Include Area Code) (202) 767-4963	
		22c. OFFICE SYMBOL NC	

DTIC ELECTED
MAY 02 1988
S E

AFOSR-TK- 88 - 0383**Cyclic Voltammetric Investigation of Disilenes****Brian D. SHEPHERD and Robert WEST***

Department of Chemistry, University of Wisconsin, Madison, WI 53706, U.S.A.

Three tetraaryldisilenes and two dialkyldiaryldisilenes were investigated by cyclic voltammetry, all undergoing irreversible oxidation and reduction. The oxidation potentials were similar for all five compounds, but the reduction potentials were lower for the tetraaryldisilenes than for the dialkyldiaryldisilenes.

The electronic properties of disilenes are not well understood. Their photoelectron spectra have not been reported and uv-visible spectroscopy provides only limited information.¹⁾ Silicon-29 shielding anisotropy measurements have provided some knowledge of the electronic structure of the silicon-silicon double bond,²⁾ and Weidenbruch and coworkers have reported ESR spectra assigned to disilene anion-radicals obtained indirectly.³⁻⁵⁾ We have used cyclic voltammetry (CV) as an experimental method to gain further insight into the molecular orbital patterns of disilenes.

The isolable disilenes investigated were prepared by dimerization of the silylene generated from photolysis of the corresponding trisilane.^{6,7)} They are listed in Table 1 with their oxidation and reduction peak potentials. A typical voltammogram is shown in Fig. 1; all the disilenes exhibited similarly shaped waves.⁸⁾

The disilenes 1-5 undergo irreversible oxidation and reduction in tetrahydrofuran at room temperature.⁹⁾ The oxidation potentials for all five compounds are similar (Table 1), indicating that the highest occupied molecular orbital (HOMO) of each species lies at approximately the same energy level. The reduction potentials, however, depend on the substitution pattern. The tetraaryldisilenes 1-3 are reduced at -2.0 to -2.2 V, whereas the dialkyldiaryl derivatives 4 and 5 undergo reduction at about -2.6 V (Table 1). These results indicate that the lowest unoccupied molecular orbital (LUMO) of tetraaryldisilenes is lower in energy than the LUMO of dialkyldiaryldisilenes.

In the solid state structure of both dialkyldiaryldisilenes 4⁶⁾ and 5,¹²⁾ the mesityl rings are essentially orthogonal to the silicon-silicon double bond. This conformation allows little pi-conjugation between the aromatic substituents and the double bond. In the solid state structure of the tetraaryl derivative 1,

Approved for public release,
distribution unlimited**88 5_02 144**

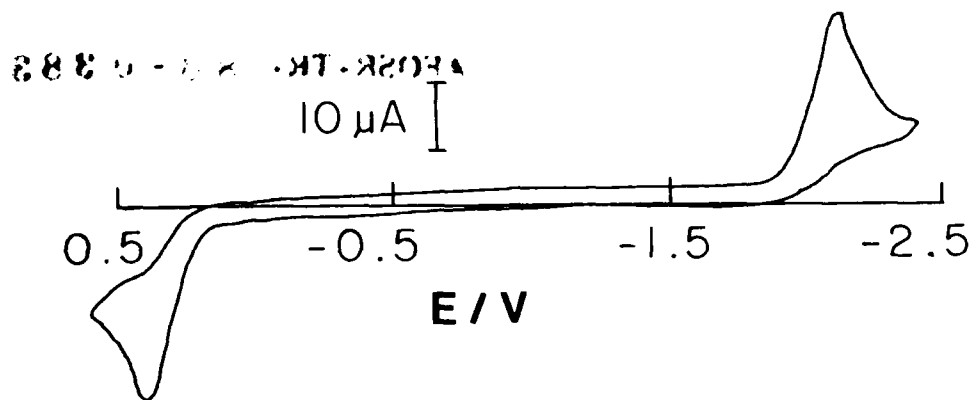
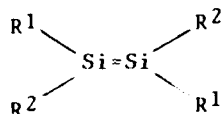


Fig. 1. Cyclic voltammogram for disilene 1.

Table 1. Peak Potentials of Disilenes from Cyclic Voltammetry^{a)}



Disilene	R ¹	R ²	Ep.Ox.(V)	Ep.Red.(V)
1	Mes ^{b)}	Mes ^{b)}	+0.38	-2.12
2	Xyl ^{c)}	Xyl ^{c)}	+0.47	-2.03
3	Tbp ^{d)}	Tbp ^{d)}	+0.48	-2.20
4	Mes ^{b)}	t-Bu	+0.54	-2.66
5	Mes ^{b)}	Ad ^{e)}	+0.36	-2.64

a) Potentials are the average of two or three scans acquired on different days and were measured versus SCE at room temperature in THF containing 0.1 M [NBu₄]⁺[PF₆]⁻ at a platinum disk electrode (0.28 cm²) with a scan rate of 200 mV/s. The ferrocene/ferrocinium ion couple was measured at +0.61V in this system.

b) Mes = 2,4,6-trimethylphenyl.

c) Xyl = 2,4-dimethylphenyl.

d) Tbp = 4-*tert*-butyl-2,6-dimethylphenyl.

e) Ad = 1-adamantyl.

however, two of the aromatic rings are nearly coplanar with the double bond so pi-conjugation is possible.⁶⁾ With the assumption that the major conformer in solution is similar to that observed in the solid state, we offer the MO diagrams shown in Fig. 2 as a description of orbital organization in disilenes. In the dialkyldiaryldisilenes, orbital mixing between disilene π or π^* orbitals and those

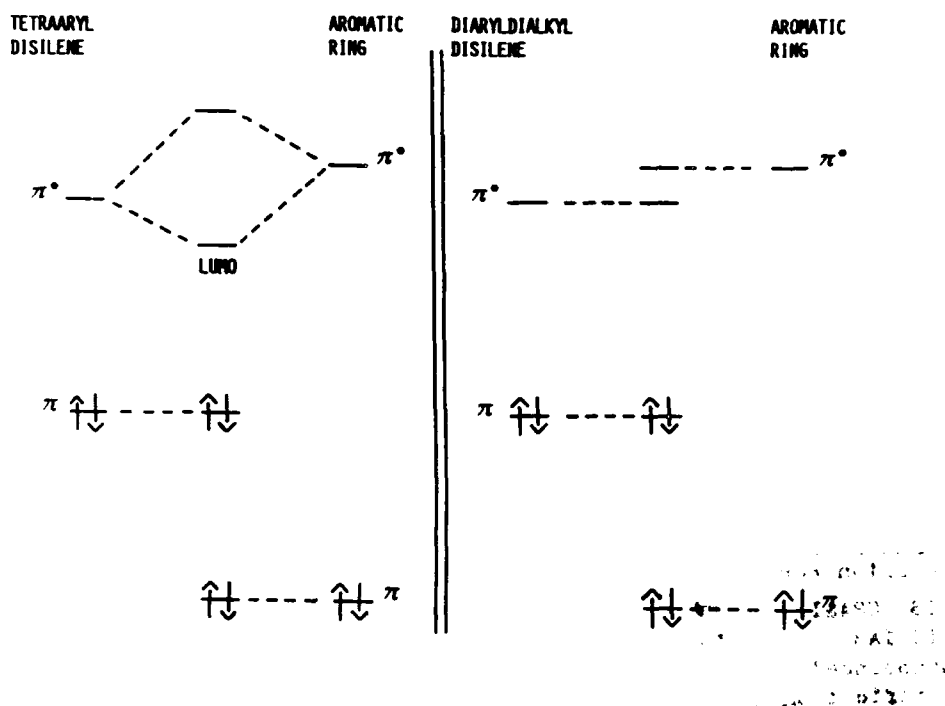


Fig. 2. MO diagrams for aryl-substituted disilenes.

of the aromatic rings is precluded by the orthogonality of the π -systems. In the tetraaryldisilenes, interaction between the filled disilene and ring π orbitals is also slight, presumably because the energy difference between these orbitals is large. However, significant mixing of the disilene and aromatic ring π^* orbitals does occur in the tetraaryldisilenes, lowering the energy of the resulting LUMO.

Research was sponsored by the Air Force Office of Scientific Research, Air Force Systems Command, USAF under Contract No. F49620-86-0010 and National Science Foundation Grant No. CHE-8318820-02. The United States Government is authorized to reproduce and distribute reprints for governmental purposes notwithstanding any copyright notation thereon.

References

- 1) M. J. Michalczyk, R. West, and J. Michl, *J. Am. Chem. Soc.*, **106**, 821 (1984).
- 2) K. W. Zilm, D. M. Grant, J. Michl, M. J. Fink, and R. West, *Organometallics*, **2**, 193 (1983).
- 3) M. Weidenbruch, K. Kramer, A. Schaefer, and J. K. Blum, *Chem. Ber.*, **118**, 107 (1985).

- 4) M. Weidenbruch, K. Kramer, K. Peters, and H. G. Von Schnering, *Z. Naturforsch.*, B, 40, 601 (1985).
- 5) M. Weidenbruch and K.-L. Thom, *J. Organomet. Chem.*, 308, 177 (1986).
- 6) M. J. Fink, M. J. Michalczyk, K. J. Haller, R. West, and J. Michl, *Organometallics*, 3, 793 (1984).
- 7) R. West, *Angew. Chem.*, in press.
- 8) CV measurements were acquired on a BAS Electrochemical Analyzer equipped with a PAR electrochemical cell which was operated inside a drybox under nitrogen.
- 9) For comparison, tetraphenylethylene undergoes reversible reduction at -2.47 V (in THF vs. Ag wire)¹⁰⁾ and oxidation at +1.33 V (in TFA/CH₂Cl₂ vs. SCE).¹¹⁾
- 10) B. L. Funt and D. G. Gray, *J. Electrochem. Soc.*, 117, 1020 (1970).
- 11) U. Svanholm, A. Ronlan and V. D. Parker, *J. Am. Chem. Soc.*, 96, 5108 (1974).
- 12) B. Shepherd and R. West, unpublished data.

(Received September 29, 1987)

Accession For	
NTIS GRA&I	<input checked="" type="checkbox"/>
DTIC TAB	<input type="checkbox"/>
Unannounced	<input type="checkbox"/>
Justification	
By _____	
Distribution/	
Availability Codes	
Dist	Avail and/or Special
A-1	20



Approved for public release;
distribution unlimited.

DATE
FILMED
88