

DTIC FILE COPY



12

L02

Department of Defense
SELECTED MEDICAL CARE STATISTICS

AD-A199 812

Quarter Ending June 30, 1988



88 1098 47


Department of Defense Selected Medical Care Statistics

Quarter Ending June 30, 1988

Washington Headquarters Services
Directorate for Information
Operations and Reports

~~FOR SALE BY THE SUPERINTENDENT OF DOCUMENTS
U.S. GOVERNMENT PRINTING OFFICE
WASHINGTON, DC 20402~~

DTIC and NTIS identification number for this publication is DIOR/LO2-88/03.



FOREWORD

Selected Medical Care Statistics (SMCS) is a quarterly publication prepared by the Washington Headquarters Services, Directorate for Information Operations and Reports (WHS/DIOR) of the Office of the Secretary of Defense.

SMCS presents quarterly summary data concerning medical care provided at fixed military medical facilities located in (1) the United States and (2) outside the United States, in territories, possessions and foreign countries. This publication contains pie charts which are based on the percent of the worldwide DoD total for each of the categories. Admissions and beds occupied by dependents of other uniformed personnel (PHS, CG, NOAA) are less than one percent and are included in the other category. *Medical Services Statistics and Data*

This publication is generated from a computerized data base developed and maintained in consonance with Department of Defense Instruction (DoDI) 6015.14, November 14, 1977, under Reports Control Symbol HA(Q)1474 by the Manpower Management Information Division of WHS/DIOR.

TABLE OF CONTENTS

TABLE NUMBER		PAGE
Table 1.1	Operating Beds/Operating Bassinets/Beds Occupied - Worldwide.....	1
Figure 1.1	Beds Occupied - Percent of DoD Total Worldwide.....	3
Table 1.2	Operating Beds/Operating Bassinets/Beds Occupied - United States.....	4
Table 1.3	Operating Beds/Operating Bassinets/Beds Occupied - Outside United States.....	6
Table 2.1	Admissions - Worldwide.....	8
Figure 2.1	Admissions - Percent of DoD Total Worldwide.....	10
Table 2.2	Admissions - United States.....	11
Table 2.3	Admissions - Outside United States.....	13
Table 3.1	Outpatient Visits and Live Births - Worldwide.....	15
Figure 3.1	Outpatient Visits - Percent of Worldwide Total.....	17
Table 3.2	Outpatient Visits and Live Births - United States.....	18
Table 3.3	Outpatient Visits and Live Births - Outside United States.....	20
	GLOSSARY.....	23

TABLE 1.1
DEPARTMENT OF DEFENSE
SELECTED DATA CONCERNING MEDICAL CARE
PROVIDED AT FIXED MILITARY FACILITIES
FOR QUARTER ENDING JUNE 30, 1988

OPERATING BEDS - WORLDWIDE	DOD TOTAL	ARMY FACILITIES	NAVY FACILITIES	AIR FORCE FACILITIES
1. NUMBER OF OPERATING BEDS - TOTAL	15,671	7,098	3,357	5,216
2. NUMBER OF OPERATING BASSINETS - TOTAL	1,897	581	234	1,082
3. NUMBER OF BEDS OCCUPIED (DAILY AVERAGE) - TOTAL	12,656	6,071	2,772	3,813
4. BEDS OCCUPIED BY US ACTIVE DUTY UNIFORMED PERSONNEL - TOTAL	4,968	2,293	1,477	1,198
A. MILITARY - TOTAL	4,926	2,283	1,455	1,188
(1) ARMY	2,143	1,955	50	138
(2) NAVY-MARINE CORPS	1,627	157	1,366	104
(3) AIR FORCE	1,156	171	39	946
B. OTHER UNIFORMED PERSONNEL (PHS, CG, NOAA) - TOTAL	42	10	22	10
5. BEDS OCCUPIED BY RETIRED US UNIFORMED PERSONNEL - TOTAL	1,962	997	300	665
A. RETIRED MILITARY - TOTAL	1,942	989	293	660
(1) ARMY	807	641	42	124
(2) NAVY-MARINE CORPS	429	124	210	95
(3) AIR FORCE	706	224	41	441
B. OTHER RETIRED UNIFORMED PERSONNEL (PHS, CG, NOAA) - TOTAL	20	8	7	5

Prepared by: Washington Headquarters Services
 Directorate for Information
 Operations and Reports

**TABLE 1.1
DEPARTMENT OF DEFENSE
SELECTED DATA CONCERNING MEDICAL CARE
PROVIDED AT FIXED MILITARY FACILITIES
FOR QUARTER ENDING JUNE 30, 1988**

OPERATING BEDS - WORLDWIDE	DOD TOTAL	ARMY FACILITIES	NAVY FACILITIES	AIR FORCE FACILITIES
6. BEDS OCCUPIED BY DEPENDENTS OF US ACTIVE DUTY MILITARY PERSONNEL	- TOTAL 3,526	1,634	673	1,219
(1) ARMY	1,485	1,312	34	139
(2) NAVY-MARINE CORPS	812	134	579	99
(3) AIR FORCE	1,229	188	60	981
7. BEDS OCCUPIED BY DEPENDENTS OF RETIRED AND DECEASED US MILITARY PERSONNEL	- TOTAL 1,635	778	239	618
(1) ARMY	683	521	38	124
(2) NAVY-MARINE CORPS	347	91	165	91
(3) AIR FORCE	605	166	36	403
8. BEDS OCCUPIED BY DEPENDENTS OF OTHER UNIFORMED PERSONNEL (PHS, CG, NOAA)	- TOTAL 45	16	14	15
9. BEDS OCCUPIED BY ALL OTHER BENEFICIARIES	- TOTAL 520	353	69	98

Prepared by: Washington Headquarters Services
Directorate for Information
Operations and Reports

OPERATING BEDS - PERCENT OF DoD TOTAL WORLDWIDE

QUARTER ENDING JUNE 30, 1988

ACTIVE DUTY
39.2 %

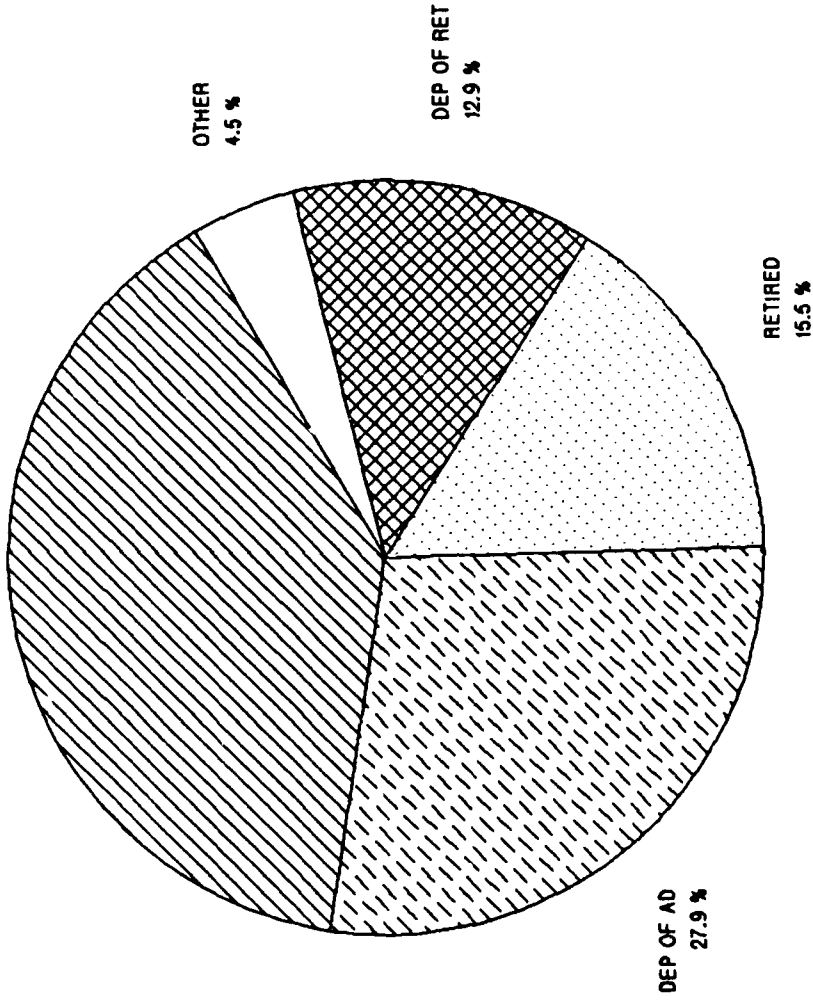


FIGURE 1.1

Prepared by: Washington Headquarters Services
Directorate for Information
Operations and Reports

**TABLE 1.2
DEPARTMENT OF DEFENSE
SELECTED DATA CONCERNING MEDICAL CARE
PROVIDED AT FIXED MILITARY FACILITIES
FOR QUARTER ENDING JUNE 30, 1988**

OPERATING BEDS - UNITED STATES		DOD TOTAL	ARMY FACILITIES	NAVY FACILITIES	AIR FORCE FACILITIES
1.	NUMBER OF OPERATING BEDS - TOTAL	13,247	5,714	2,969	4,564
2.	NUMBER OF OPERATING BASSINETS - TOTAL	1,553	432	192	929
3.	NUMBER OF BEDS OCCUPIED (DAILY AVERAGE) - TOTAL	10,715	4,976	2,452	3,287
4.	BEDS OCCUPIED BY US ACTIVE DUTY UNIFORMED PERSONNEL - TOTAL	4,008	1,726	1,311	971
A.	MILITARY - TOTAL	3,967	1,716	1,290	961
	(1) ARMY	1,591	1,442	45	104
	(2) NAVY-MARINE CORPS	1,446	141	1,217	88
	(3) AIR FORCE	930	133	28	769
B.	OTHER UNIFORMED PERSONNEL (PHS,CG,NOAA) - TOTAL	41	10	21	10
5.	BEDS OCCUPIED BY RETIRED US UNIFORMED PERSONNEL - TOTAL	1,893	967	284	642
A.	RETIRED MILITARY - TOTAL	1,873	959	277	637
	(1) ARMY	772	617	38	117
	(2) NAVY-MARINE CORPS	415	123	201	91
	(3) AIR FORCE	686	219	38	429
B.	OTHER RETIRED UNIFORMED PERSONNEL (PHS,CG,NOAA) - TOTAL	20	8	7	5

Prepared by: Washington Headquarters Services
Directorate for Information
Operations and Reports

**TABLE 1.2
DEPARTMENT OF DEFENSE
SELECTED DATA CONCERNING MEDICAL CARE
PROVIDED AT FIXED MILITARY FACILITIES
FOR QUARTER ENDING JUNE 30, 1988**

OPERATING BEDS - UNITED STATES	DOD TOTAL	ARMY FACILITIES	NAVY FACILITIES	AIR FORCE FACILITIES
6. BEDS OCCUPIED BY DEPENDENTS OF US ACTIVE DUTY MILITARY PERSONNEL	- TOTAL			
	2,762	1,225	557	980
(1) ARMY	1,099	966	28	105
(2) NAVY-MARINE CORPS	711	127	498	86
(3) AIR FORCE	952	132	31	789
7. BEDS OCCUPIED BY DEPENDENTS OF RETIRED AND DECEASED US MILITARY PERSONNEL	- TOTAL			
	1,590	758	230	602
(1) ARMY	662	507	35	120
(2) NAVY-MARINE CORPS	336	89	160	87
(3) AIR FORCE	592	162	35	395
8. BEDS OCCUPIED BY DEPENDENTS OF OTHER UNIFORMED PERSONNEL (PHS,CG,NOAA)	- TOTAL			
	43	16	13	14
9. BEDS OCCUPIED BY ALL OTHER BENEFICIARIES	- TOTAL			
	419	284	57	78

Prepared by: Washington Headquarters Services
Directorate for Information
Operations and Reports

**TABLE 1.3
DEPARTMENT OF DEFENSE
SELECTED DATA CONCERNING MEDICAL CARE
PROVIDED AT FIXED MILITARY FACILITIES
FOR QUARTER ENDING JUNE 30, 1988**

OPERATING BEDS - OUTSIDE UNITED STATES	DOD TOTAL	ARMY FACILITIES	NAVY FACILITIES	AIR FORCE FACILITIES
1. NUMBER OF OPERATING BEDS - TOTAL	2,424	1,384	388	652
2. NUMBER OF OPERATING BASSINETS - TOTAL	344	149	42	153
3. NUMBER OF BEDS OCCUPIED (DAILY AVERAGE) - TOTAL	1,941	1,095	320	526
4. BEDS OCCUPIED BY US ACTIVE DUTY UNIFORMED PERSONNEL - TOTAL	960	567	166	227
A. MILITARY - TOTAL	959	567	165	227
(1) ARMY	552	513	5	34
(2) NAVY-MARINE CORPS	181	16	149	16
(3) AIR FORCE	226	38	11	177
B. OTHER UNIFORMED PERSONNEL (PHS,CG,NOAA) - TOTAL	1	0	1	0
5. BEDS OCCUPIED BY RETIRED US UNIFORMED PERSONNEL - TOTAL	69	30	16	23
A. RETIRED MILITARY - TOTAL	69	30	16	23
(1) ARMY	35	24	4	7
(2) NAVY-MARINE CORPS	14	1	9	4
(3) AIR FORCE	20	5	3	12
B. OTHER RETIRED UNIFORMED PERSONNEL (PHS,CG,NOAA) - TOTAL	0	0	0	0

Prepared by: Washington Headquarters Services
Directorate for Information
Operations and Reports

**TABLE 1.3
DEPARTMENT OF DEFENSE
SELECTED DATA CONCERNING MEDICAL CARE
PROVIDED AT FIXED MILITARY FACILITIES
FOR QUARTER ENDING JUNE 30, 1988**

OPERATING BEDS - OUTSIDE UNITED STATES	DOD TOTAL	ARMY FACILITIES	NAVY FACILITIES	AIR FORCE FACILITIES
6. BEDS OCCUPIED BY DEPENDENTS OF US ACTIVE DUTY MILITARY PERSONNEL - TOTAL	764	409	116	239
(1) ARMY	386	346	6	34
(2) NAVY-MARINE CORPS	101	7	81	13
(3) AIR FORCE	277	56	29	192
7. BEDS OCCUPIED BY DEPENDENTS OF RETIRED AND DECEASED US MILITARY PERSONNEL - TOTAL	45	20	9	16
(1) ARMY	21	14	3	4
(2) NAVY-MARINE CORPS	11	2	5	4
(3) AIR FORCE	13	4	1	8
8. BEDS OCCUPIED BY DEPENDENTS OF OTHER UNIFORMED PERSONNEL (PHS, CG, NDAAs) - TOTAL	2	0	1	1
9. BEDS OCCUPIED BY ALL OTHER BENEFICIARIES - TOTAL	101	69	12	20

Prepared by: Washington Headquarters Services
Directorate for Information
Operations and Reports

**TABLE 2.1
DEPARTMENT OF DEFENSE
SELECTED DATA CONCERNING MEDICAL CARE
PROVIDED AT FIXED MILITARY FACILITIES
FOR QUARTER ENDING JUNE 30, 1988**

ADMISSIONS - WORLDWIDE	DOD TOTAL	ARMY FACILITIES	NAVY FACILITIES	AIR FORCE FACILITIES
10. NUMBER OF ADMISSIONS	225,821	105,551	49,658	70,612
11. ADMISSIONS OF US ACTIVE DUTY UNIFORMED PERSONNEL	72,524	31,822	21,321	19,381
A. MILITARY	71,905	31,667	21,020	19,218
(1) ARMY	29,879	27,623	620	1,636
(2) NAVY-MARINE CORPS	22,702	1,868	19,725	1,109
(3) AIR FORCE	19,324	2,176	675	16,473
B. OTHER UNIFORMED PERSONNEL (PHS, CG, NOAA)	619	155	301	163
12. ADMISSIONS OF RETIRED US UNIFORMED PERSONNEL	25,776	12,942	4,484	8,350
A. ADMISSIONS OF RETIRED MILITARY	25,530	12,863	4,382	8,285
(1) ARMY	10,712	8,540	689	1,483
(2) NAVY-MARINE CORPS	5,839	1,592	3,072	1,175
(3) AIR FORCE	8,979	2,731	621	5,627
B. ADMISSIONS OF OTHER RETIRED UNIFORMED PERSONNEL (PHS, CG, NOAA)	246	79	102	65

Prepared by: Washington Headquarters Services
Directorate for Information
Operations and Reports

**TABLE 2.1
DEPARTMENT OF DEFENSE
SELECTED DATA CONCERNING MEDICAL CARE
PROVIDED AT FIXED MILITARY FACILITIES
FOR QUARTER ENDING JUNE 30, 1988**

ADMISSIONS - WORLDWIDE		DOD TOTAL	ARMY FACILITIES	NAVY FACILITIES	AIR FORCE FACILITIES
13.	ADMISSIONS OF DEPENDENTS OF US ACTIVE DUTY PERSONNEL (PHS, CG, NOAA)	- TOTAL	91,918	18,468	30,949
	A. ARMY	39,006	35,041	870	3,095
	B. NAVY-MARINE CORPS	21,705	3,256	16,091	2,358
	C. AIR FORCE	31,207	4,204	1,507	25,496
14.	ADMISSIONS OF DEPENDENTS OF RETIRED AND DECEASED US MILITARY PERSONNEL	- TOTAL	26,041	4,159	9,713
	A. ARMY	10,825	8,272	717	1,836
	B. NAVY-MARINE CORPS	5,615	1,396	2,855	1,364
	C. AIR FORCE	9,601	2,501	587	6,513
15.	ADMISSIONS OF DEPENDENTS OF OTHER UNIFORMED PERSONNEL (PHS, CG, NOAA)	- TOTAL	927	309	329
16.	ADMISSIONS OF ALL OTHER BENEFICIARIES	- TOTAL	8,635	917	1,890

Prepared by: Washington Headquarters Services
Directorate for Information
Operations and Reports

ADMISSIONS - PERCENT OF DoD TOTAL WORLDWIDE

QUARTER ENDING JUNE 30, 1986

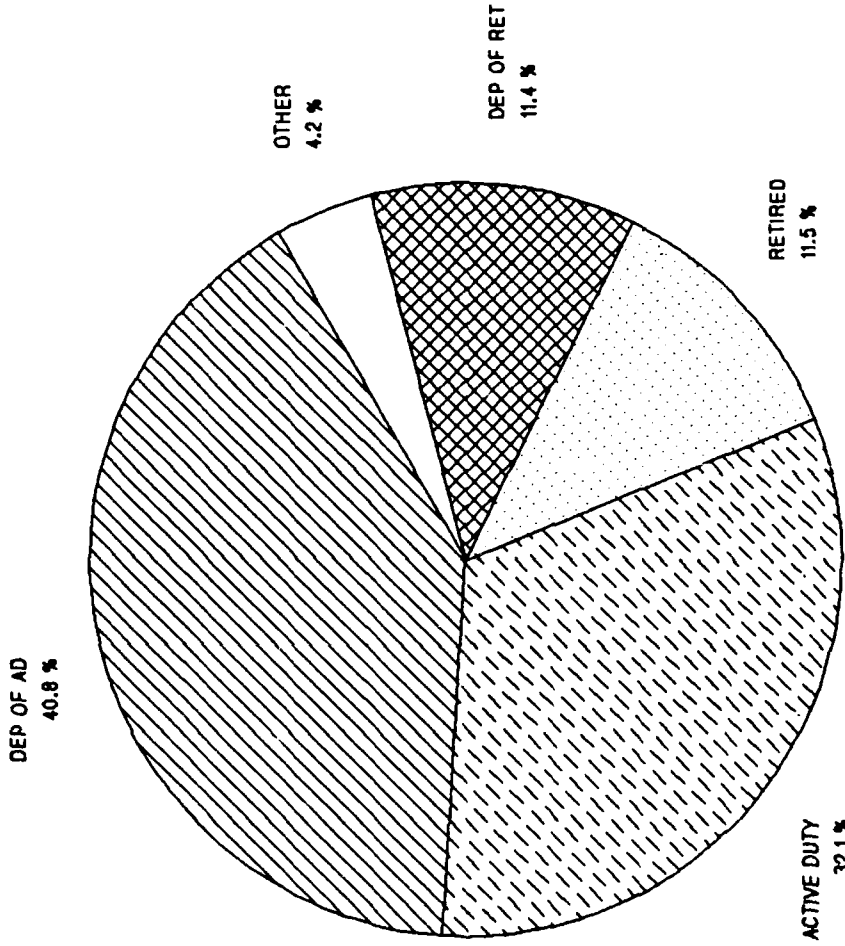


FIGURE 2.1

Prepared by: Washington Headquarters Services
Directorate for Information
Operations and Reports

**TABLE 2.2
DEPARTMENT OF DEFENSE
SELECTED DATA CONCERNING MEDICAL CARE
PROVIDED AT FIXED MILITARY FACILITIES
FOR QUARTER ENDING JUNE 30, 1988**

ADMISSIONS - UNITED STATES	DOD TOTAL	ARMY FACILITIES	NAVY FACILITIES	AIR FORCE FACILITIES
10. NUMBER OF ADMISSIONS - TOTAL	188,623	86,177	42,516	59,930
11. ADMISSIONS OF US ACTIVE DUTY UNIFORMED PERSONNEL - TOTAL	58,054	24,321	18,414	15,319
A. MILITARY - TOTAL	57,464	24,166	18,140	15,158
(1) ARMY	22,543	20,883	540	1,120
(2) NAVY-MARINE CORPS	19,783	1,695	17,195	893
(3) AIR FORCE	15,138	1,588	405	13,145
B. OTHER UNIFORMED PERSONNEL (PHS,CG,NOAA) - TOTAL	590	155	274	161
12. ADMISSIONS OF RETIRED US UNIFORMED PERSONNEL - TOTAL	24,863	12,553	4,255	8,055
A. ADMISSIONS OF RETIRED MILITARY	24,622	12,475	4,155	7,992
(1) ARMY	10,266	8,239	623	1,404
(2) NAVY-MARINE CORPS	5,642	1,573	2,951	1,118
(3) AIR FORCE	8,714	2,663	581	5,470
B. ADMISSIONS OF OTHER RETIRED UNIFORMED PERSONNEL (PHS,CG,NOAA) - TOTAL	241	78	100	63

Prepared by: Washington Headquarters Services
Directorate for Information
Operations and Reports

**TABLE 2.2
DEPARTMENT OF DEFENSE
SELECTED DATA CONCERNING MEDICAL CARE
PROVIDED AT FIXED MILITARY FACILITIES
FOR QUARTER ENDING JUNE 30, 1988**

ADMISSIONS - UNITED STATES	DOD TOTAL	ARMY FACILITIES	NAVY FACILITIES	AIR FORCE FACILITIES
13. ADMISSIONS OF DEPENDENTS OF US ACTIVE DUTY PERSONNEL (PHS,CG,NOAA) - TOTAL	72,692	32,364	14,986	25,342
A. ARMY	29,358	26,384	678	2,296
B. NAVY-MARINE CORPS	18,975	3,145	13,702	2,128
C. AIR FORCE	24,359	2,835	606	20,918
14. ADMISSIONS OF DEPENDENTS OF RETIRED AND DECEASED US MILITARY PERSONNEL - TOTAL	25,293	11,883	3,952	9,458
A. ARMY	10,517	8,088	652	1,777
B. NAVY-MARINE CORPS	5,393	1,362	2,733	1,298
C. AIR FORCE	9,383	2,433	567	6,383
15. ADMISSIONS OF DEPENDENTS OF OTHER UNIFORMED PERSONNEL (PHS,CG,NOAA) - TOTAL	894	287	285	322
16. ADMISSIONS OF ALL OTHER BENEFICIARIES - TOTAL	6,827	4,769	624	1,434

Prepared by: Washington Headquarters Services
Directorate for Information
Operations and Reports

**TABLE 2.3
DEPARTMENT OF DEFENSE
SELECTED DATA CONCERNING MEDICAL CARE
PROVIDED AT FIXED MILITARY FACILITIES
FOR QUARTER ENDING JUNE 30, 1988**

ADMISSIONS - OUTSIDE UNITED STATES	DOD TOTAL	ARMY FACILITIES	NAVY FACILITIES	AIR FORCE FACILITIES
10. NUMBER OF ADMISSIONS - TOTAL	37,198	19,374	7,142	10,682
11. ADMISSIONS OF US ACTIVE DUTY UNIFORMED PERSONNEL - TOTAL	14,470	7,501	2,907	4,062
A. MILITARY - TOTAL	14,441	7,501	2,880	4,060
(1) ARMY	7,336	6,740	80	516
(2) NAVY-MARINE CORPS	2,919	173	2,530	216
(3) AIR FORCE	4,186	588	270	3,328
B. OTHER UNIFORMED PERSONNEL (PHS,CG,NOAA) - TOTAL	29	0	27	2
12. ADMISSIONS OF RETIRED US UNIFORMED PERSONNEL - TOTAL	913	389	229	295
A. ADMISSIONS OF RETIRED MILITARY	908	388	227	293
(1) ARMY	446	301	66	79
(2) NAVY-MARINE CORPS	197	19	121	57
(3) AIR FORCE	265	68	40	157
B. ADMISSIONS OF OTHER RETIRED UNIFORMED PERSONNEL (PHS,CG,NOAA) - TOTAL	5	1	2	2

Prepared by: Washington Headquarters Services
Directorate for Information
Operations and Reports

**TABLE 2.3
DEPARTMENT OF DEFENSE
SELECTED DATA CONCERNING MEDICAL CARE
PROVIDED AT FIXED MILITARY FACILITIES
FOR QUARTER ENDING JUNE 30, 1988**

ADMISSIONS - OUTSIDE UNITED STATES	DOD TOTAL	ARMY FACILITIES	NAVY FACILITIES	AIR FORCE FACILITIES
13. ADMISSIONS OF DEPENDENTS OF US ACTIVE DUTY PERSONNEL (PHS,CG,NOAA) - TOTAL	19,226	10,137	3,482	5,607
A. ARMY	9,648	8,657	192	799
B. NAVY-MARINE CORPS	2,730	111	2,389	230
C. AIR FORCE	6,848	1,369	901	4,578
14. ADMISSIONS OF DEPENDENTS OF RETIRED AND DECEASED US MILITARY PERSONNEL - TOTAL	748	286	207	255
A. ARMY	308	184	65	59
B. NAVY-MARINE CORPS	222	34	122	66
C. AIR FORCE	218	68	20	130
15. ADMISSIONS OF DEPENDENTS OF OTHER UNIFORMED PERSONNEL (PHS,CG,NOAA) - TOTAL	33	2	24	7
16. ADMISSIONS OF ALL OTHER BENEFICIARIES - TOTAL	1,808	1,059	293	456

Prepared by: Washington Headquarters Services
Directorate for Information
Operations and Reports

**TABLE 3.1
DEPARTMENT OF DEFENSE
SELECTED DATA CONCERNING MEDICAL CARE
PROVIDED AT FIXED MILITARY FACILITIES
FOR QUARTER ENDING JUNE 30, 1988**

OUTPATIENT VISITS - WORLDWIDE		DOD TOTAL	ARMY FACILITIES	NAVY FACILITIES	AIR FORCE FACILITIES
17.	NUMBER OF OUTPATIENT VISITS - TOTAL	11,880,541	5,242,880	2,598,855	4,038,806
18.	OUTPATIENT VISITS BY US ACTIVE DUTY UNIFORMED PERSONNEL - TOTAL	4,802,257	2,069,318	1,359,004	1,373,935
	A. MILITARY - TOTAL	4,782,018	2,064,101	1,348,653	1,369,264
	(1) ARMY	2,036,783	1,953,305	20,756	62,722
	(2) NAVY-MARINE CORPS	1,405,685	50,855	1,315,051	39,779
	(3) AIR FORCE	1,339,550	59,941	12,846	1,266,763
	B. OTHER UNIFORMED PERSONNEL (PHS,CG,NOAA) - TOTAL	20,239	5,217	10,351	4,671
19.	OUTPATIENT VISITS BY RETIRED US UNIFORMED PERSONNEL - TOTAL	1,034,672	463,904	158,312	412,456
20.	OUTPATIENT VISITS BY DEPENDENTS OF US ACTIVE DUTY UNIFORMED PERSONNEL - TOTAL	3,946,622	1,722,203	688,572	1,535,847
	A. DEPENDENTS OF MILITARY PERSONNEL - TOTAL	3,916,496	1,714,300	678,289	1,523,907
	(1) ARMY	1,624,353	1,490,436	27,101	106,816
	(2) NAVY-MARINE CORPS	796,659	97,464	629,199	69,996
	(3) AIR FORCE	1,495,484	126,400	21,989	1,347,095
	B. DEPENDENTS OF OTHER UNIFORMED PERSONNEL (PHS,CG,NOAA) - TOTAL	30,126	7,903	10,283	11,940

Prepared by: Washington Headquarters Services
Directorate for Information
Operations and Reports

**TABLE 3.1
DEPARTMENT OF DEFENSE
SELECTED DATA CONCERNING MEDICAL CARE
PROVIDED AT FIXED MILITARY FACILITIES
FOR QUARTER ENDING JUNE 30, 1988**

OUTPATIENT VISITS - WORLDWIDE	DOD TOTAL	ARMY FACILITIES	NAVY FACILITIES	AIR FORCE FACILITIES
21. OUTPATIENT VISITS BY DEPENDENTS OF RETIRED AND DECEASED US UNIFORMED PERSONNEL - TOTAL	1,314,178	550,216	174,974	588,988
22. OUTPATIENT VISITS BY ALL OTHER BENEFICIARIES - TOTAL	782,812	437,239	217,993	127,580
23. NUMBER OF LIVE BIRTHS - TOTAL	24,509	10,473	5,487	8,549

Prepared by: Washington Headquarters Services
Directorate for Information
Operations and Reports

OUTPATIENT VISITS—PERCENT OF WORLDWIDE TOTAL

QUARTER ENDING JUNE 30, 1988

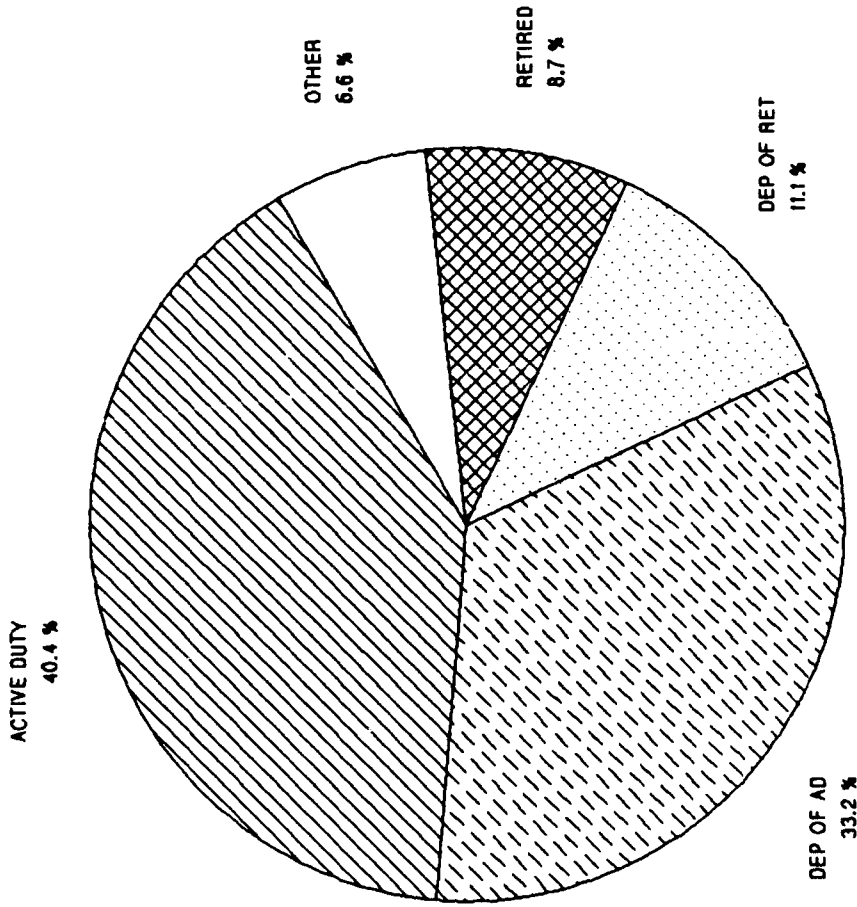


FIGURE 3.1

Prepared by: Washington Headquarters Services
Directorate for Information
Operations and Reports

**TABLE 3.2
DEPARTMENT OF DEFENSE
SELECTED DATA CONCERNING MEDICAL CARE
PROVIDED AT FIXED MILITARY FACILITIES
FOR QUARTER ENDING JUNE 30, 1988**

OUTPATIENT VISITS - UNITED STATES	DOD TOTAL	ARMY FACILITIES	NAVY FACILITIES	AIR FORCE FACILITIES
17. NUMBER OF OUTPATIENT VISITS - TOTAL	9,909,400	4,205,295	2,299,652	3,404,453
18. OUTPATIENT VISITS BY US ACTIVE DUTY UNIFORMED PERSONNEL	3,859,186	1,550,784	1,223,745	1,084,657
A. MILITARY	3,839,765	1,545,575	1,214,159	1,080,031
(1) ARMY	1,511,258	1,453,412	17,893	39,953
(2) NAVY-MARINE CORPS	1,265,452	47,201	1,187,404	30,847
(3) AIR FORCE	1,063,055	44,962	8,862	1,009,231
B. OTHER UNIFORMED PERSONNEL (PHS, CG, NOAA)	19,421	5,209	9,586	4,626
19. OUTPATIENT VISITS BY RETIRED US UNIFORMED PERSONNEL - TOTAL	1,003,116	450,056	149,312	403,748
20. OUTPATIENT VISITS BY DEPENDENTS OF US ACTIVE DUTY UNIFORMED PERSONNEL	3,097,119	1,280,670	584,297	1,232,152
A. DEPENDENTS OF MILITARY PERSONNEL	3,068,128	1,272,782	574,664	1,220,682
(1) ARMY	1,180,383	1,081,408	22,360	76,615
(2) NAVY-MARINE CORPS	695,532	93,273	538,773	63,486
(3) AIR FORCE	1,192,213	98,101	13,531	1,080,581
B. DEPENDENTS OF OTHER UNIFORMED PERSONNEL (PHS, CG, NOAA)	28,991	7,888	9,633	11,470

Prepared by: Washington Headquarters Services
Directorate for Information Operations and Reports

TABLE 3.2
DEPARTMENT OF DEFENSE
SELECTED DATA CONCERNING MEDICAL CARE
PROVIDED AT FIXED MILITARY FACILITIES
FOR QUARTER ENDING JUNE 30, 1988

OUTPATIENT VISITS - UNITED STATES	DOD TOTAL	ARMY FACILITIES	NAVY FACILITIES	AIR FORCE FACILITIES
21. OUTPATIENT VISITS BY DEPENDENTS OF RETIRED AND DECEASED US UNIFORMED PERSONNEL - TOTAL	1,284,768	540,978	164,386	579,404
22. OUTPATIENT VISITS BY ALL OTHER BENEFICIARIES - TOTAL	665,211	382,807	177,912	104,492
23. NUMBER OF LIVE BIRTHS - TOTAL	19,210	7,731	4,357	7,122

Prepared by: Washington Headquarters Services
 Directorate for Information
 Operations and Reports

**TABLE 3.3
DEPARTMENT OF DEFENSE
SELECTED DATA CONCERNING MEDICAL CARE
PROVIDED AT FIXED MILITARY FACILITIES
FOR QUARTER ENDING JUNE 30, 1988**

OUTPATIENT VISITS - OUTSIDE UNITED STATES	DOD TOTAL	ARMY FACILITIES	NAVY FACILITIES	AIR FORCE FACILITIES
17. NUMBER OF OUTPATIENT VISITS - TOTAL	1,971,141	1,037,585	299,203	634,353
18. OUTPATIENT VISITS BY US ACTIVE DUTY UNIFORMED PERSONNEL - TOTAL	943,071	518,534	135,259	289,278
A. MILITARY - TOTAL	942,253	518,526	134,494	289,233
(1) ARMY	525,525	499,893	2,863	22,769
(2) NAVY-MARINE CORPS	140,233	3,654	127,647	8,932
(3) AIR FORCE	276,495	14,979	3,984	257,532
B. OTHER UNIFORMED PERSONNEL (PHS,CG,NOAA) - TOTAL	818	8	765	45
19. OUTPATIENT VISITS BY RETIRED US UNIFORMED PERSONNEL - TOTAL	31,556	13,848	9,000	8,708
20. OUTPATIENT VISITS BY DEPENDENTS OF US ACTIVE DUTY UNIFORMED PERSONNEL - TOTAL	849,503	441,533	104,275	303,695
A. DEPENDENTS OF MILITARY PERSONNEL - TOTAL	848,368	441,518	103,625	303,225
(1) ARMY	443,970	409,028	4,741	30,201
(2) NAVY-MARINE CORPS	101,127	4,191	90,426	6,510
(3) AIR FORCE	303,271	28,299	8,458	266,514
B. DEPENDENTS OF OTHER UNIFORMED PERSONNEL (PHS,CG,NOAA) - TOTAL	1,135	15	650	470

Prepared by: Washington Headquarters Services
Directorate for Information
Operations and Reports

**TABLE 3.3
DEPARTMENT OF DEFENSE
SELECTED DATA CONCERNING MEDICAL CARE
PROVIDED AT FIXED MILITARY FACILITIES
FOR QUARTER ENDING JUNE 30, 1988**

OUTPATIENT VISITS - OUTSIDE UNITED STATES	DOD TOTAL	ARMY FACILITIES	NAVY FACILITIES	AIR FORCE FACILITIES
21. OUTPATIENT VISITS BY DEPENDENTS OF RETIRED AND DECEASED US UNIFORMED PERSONNEL - TOTAL	29,410	9,238	10,588	9,584
22. OUTPATIENT VISITS BY ALL OTHER BENEFICIARIES - TOTAL	117,601	54,432	40,081	23,088
23. NUMBER OF LIVE BIRTHS - TOTAL	5,299	2,742	1,130	1,427

Prepared by: Washington Headquarters Services
Directorate for Information
Operations and Reports

GLOSSARY

Admission. An admission is the act of placing an individual under treatment or observation in a medical center or a hospital. The day of admission is the day on which the medical center or hospital makes a formal acceptance of the patient who is to be provided with room, board, and continuous nursing service in an area of the hospital where patients normally stay at least overnight. If both an admission and discharge occur on the same day, then that day is considered as a day of admission and shall be counted as one occupied bed day. The admission of a newborn is deemed to occur at time of birth.

Live Births. A live birth is the complete expulsion or extraction from its mother of a product of conception, irrespective of the duration of pregnancy which after such separation, breathes or shows any other evidence of life such as beating of the heart, pulsation of the umbilical cord, or definite movement of voluntary muscles, whether or not the umbilical cord has been cut, or the placenta is attached; each such product of such a birth is considered liveborn.

Occupied Bed. A bed assigned as of midnight to a patient, to include a patient on pass or liberty not in excess of 72 hours, and any bassinets assigned to a newborn infant whose mother has been discharged from the hospital. The definition excludes: any bed assigned to a patient subsisting out, on leave, or absent without leave, and any bed occupied by a transient patient.

Operating Bed. A bed that is currently set up and ready in all respects for the care of a patient. It must include supporting space, equipment and staff to operate under normal circumstances. Excluded are nursery bassinets and transient patients' beds.

Operating Bassinet. A bed designed for the care of an infant that is currently set up in the newborn nursery and ready in all respects for use. It must include support space, equipment and staff to operate under normal circumstances. Excluded are infant transporters.

Outpatient Visits. Visits made to each dispensary or separate, organized clinic of a fixed medical treatment facility for medical advice, examination, diagnosis, treatment, evaluation, consultation, or counseling, including visits by military patients who are excused from duty for medical reasons but who have not been admitted for inpatient care in a facility authorized beds for inpatient care and any visits made incident to complete physicals or flight physicals.