

DTIC FILE COPY

2

TECHNICAL PAPER
CAA-TP-87-13

**MOBILIZATION DATA BASE MANAGEMENT
SYSTEM (MOBDABS) DOCUMENTATION**

AD-A200 181

NOVEMBER 1987

DTIC
ELECTE
OCT 11 1988
S D
CAD



DISTRIBUTION STATEMENT A
Approved for public release
Distribution Unlimited

**PREPARED BY
FORCES DIRECTORATE**

**US ARMY CONCEPTS ANALYSIS AGENCY
8120 WOODMONT AVENUE
BETHESDA, MARYLAND 20814-2797**

88 10 5 STS

CSA

DISCLAIMER

The findings of this report are not to be construed as an official Department of the Army position, policy, or decision unless so designated by other official documentation. Comments or suggestions should be addressed to:

**Director
US Army Concepts Analysis Agency
ATTN: CSCA-FO
8120 Woodmont Avenue
Bethesda, MD 20814-2797**

UNCLASSIFIED

SECURITY CLASSIFICATION OF THIS PAGE

AD-A200181

REPORT DOCUMENTATION PAGE				Form Approved OMB No 0704-0188	
1a. REPORT SECURITY CLASSIFICATION Unclassified			1b. RESTRICTIVE MARKINGS		
2a. SECURITY CLASSIFICATION AUTHORITY			3. DISTRIBUTION/AVAILABILITY OF REPORT		
2b. DECLASSIFICATION/DOWNGRADING SCHEDULE					
4. PERFORMING ORGANIZATION REPORT NUMBER(S) CAA-TP-87-13			5. MONITORING ORGANIZATION REPORT NUMBER (S)		
6a. NAME OF PERFORMING ORGANIZATION US Army Concepts Analysis Agency		6b. OFFICE SYMBOL (if applicable) CSCA-FOF	7a. NAME OF MONITORING ORGANIZATION		
6c. ADDRESS (City, State, and ZIP Code) 8120 Woodmont Avenue Bethesda, MD 20814-2797			7b. ADDRESS (City, State, and ZIP Code)		
8a. NAME OF FUNDING/SPONSORING ORGANIZATION Deputy Chief of Staff for Personnel		8b. OFFICE SYMBOL (if applicable) DACS-OPZ-A	9. PROCUREMENT INSTRUMENT IDENTIFICATION NUMBER		
8c. ADDRESS (City, State, and ZIP Code) Department of the Army Washington, D.C. 20310			10. SOURCE OF FUNDING NUMBERS		
			PROGRAM ELEMENT NO.	PROJECT NO.	TASK NO.
11. TITLE (Include Security Classification) Mobilization Data Base Management System (MOBDABS) Documentation					
12. PERSONAL AUTHOR(S) NARVA, Adele					
13a. TYPE OF REPORT Final		13b. TIME COVERED FROM 86/10 TO 87/07		14. DATE OF REPORT (Year, Month, Day) 1987 November	15. PAGE COUNT 48
16. SUPPLEMENTARY NOTATION					
17. COSATI CODES			18. SUBJECT TERMS (Continue on reverse if necessary and identify by block number) Mobilization Base Requirements, Model (MOBREM), Mobilization Army Planning, Army Operations, Army Facilities, Operational Readiness, Operations Research, Military Requirements. (mjm) ←		
FIELD	GROUP	SUB-GROUP			
12	02	07			
15	01				
19. ABSTRACT (Continue on reverse if necessary and identify by block number) This document presents the results of the Mobilization Data Base Management System (MOBDABS) Study - a project which developed a data base management system enhancement for an existing model. The enhancement permits manpower analysts/planners to query major Army mobilization planning data sources, using existing "off-the-shelf" commercial software and government owned hardware - IBM PC. The application described in this document was designed to assist mobilization analysts and planners from the Office of the Deputy Chief of Staff for Personnel (ODCSPER). MOBDABS relies on model inputs/outputs associated with the Mobilization Base Requirements Model (MOBREM).					
20. DISTRIBUTION/AVAILABILITY OF ABSTRACT <input checked="" type="checkbox"/> UNCLASSIFIED/UNLIMITED <input type="checkbox"/> SAME AS RPT <input type="checkbox"/> DTIC USERS			21. ABSTRACT SECURITY CLASSIFICATION Unclassified		
22a. NAME OF RESPONSIBLE INDIVIDUAL Ms. Adele Narva			22b. TELEPHONE (Include Area Code) (202)295-1594	22c. OFFICE SYMBOL CSCA-FO	

TECHNICAL PAPER
CAA-TP-87-13

MOBILIZATION DATA BASE MANAGEMENT SYSTEM (MOBDABS) DOCUMENTATION



November 1987

RE: Distribution Statement
Approved for Public Release. Distribution
Unlimited.
Per Ms. Alice Narva, USACAA/CSCA-FO

Accession For	
NTIS CRA&I	<input checked="" type="checkbox"/>
DTIC TAB	<input type="checkbox"/>
Unannounced	<input type="checkbox"/>
Justification	
By <i>per call</i>	
Distribution/	
Availability Codes	
Dist	Avail and/or Special
A-1	

Prepared by

FORCES DIRECTORATE

US Army Concepts Analysis Agency
8120 Woodmont Avenue
Bethesda, Maryland 20814-2797



DEPARTMENT OF THE ARMY

US ARMY CONCEPTS ANALYSIS AGENCY
 8120 WOODMONT AVENUE
 BETHESDA, MARYLAND 20814-2797

REPLY TO
 ATTENTION OF:

CSCA-FOT (5-5d)

22 JUL 1988

MEMORANDUM FOR: Deputy Chief of Staff for Personnel, ATTN: DAPE-MB, WASH
 DC 20310

SUBJECT: Mobilization Data Base Management System (MOBDABS) Study
 Directive

1. DAPE-MBU letter, dated 22 October 1986, subject: Mobilization Data Base Management System (MOBDABS) Study Directive requested that the U.S. Army Concepts Analysis Agency (CAA) expand the Mobilization Base Requirements Model (MOBREM) utility for mobilization planners and analysts by developing a data base, using data from MOBREM, which could provide reports in response to ad hoc queries.
2. A draft report describing results of the data base management system was provided to the ODCSPER point of contact earlier. In addition a hands-on demonstration of the capabilities of the dBASE III+ computer programs and the associated data base designed and created in this project was provided. This final report completes this project effort.
3. Questions and/or inquiries should be directed to the Assistant Director, Forces Directorate, U.S. Army Concepts Analysis Agency, 8120 Woodmont Avenue, Bethesda, MD 20814-2797, AUTOVON 295-1607.

E. B. Vandiver III
 E.B. VANDIVER III
 Director



**MOBILIZATION DATA BASE
MANAGEMENT SYSTEM (MOBDABS)
DOCUMENTATION**

**SUMMARY
CAA-TP-87-13**

THE REASONS FOR PREPARING THIS PAPER are to:

(1) Document the research strategy used by the United States Army Concepts Analysis Agency (CAA) to structure a data base for an existing model--the Mobilization Base Requirements Model (MOBREM).

(2) Demonstrate the utility enhancement features of a personal computer (PC) based data base management system (DBMS) to improve the Army's capability to analyze and plan mobilization activities occurring at Army installations in the continental United States (CONUS).

THE SCOPE OF THE PAPER is to describe, and show the results of, the methodology that was used in the successful planning, design, development, and user linkup of a personnel resource oriented data base application for mobilization planners and analysts from the Office of the Deputy Chief of Staff for Personnel (ODCSPER). MOBDABS, designed for use by DCSPER action officers, features user-friendly software routines configured for an IBM PC.

THE OBJECTIVE OF THE PAPER is to provide insights as to how other users of mobilization resource data can achieve similar data base linkages by using source data available in MOBREM.

THE BASIC APPROACH for developing this paper is to outline each major step in the ODCSPER DBMS (project) and to provide a reasonable level of backup technical documentation. Unclassified versions of ODCSPER's requested data have been included (as appendices) to illustrate how end-users can create their own reports and applications without the slow steps of formal systems analysis and without extensive programming requirements.

THE PAPER was prepared by the Forces Directorate, US Army Concepts Analysis Agency.

THE EDITOR is LTC F. V. Campi.

COMMENTS AND QUESTIONS may be sent to the Director, US Army Concepts Analysis, ATTN: CSCA-F0, 8120 Woodmont Avenue, Bethesda, Maryland 20814-2797.

Tear-out copies of this synopsis are at back cover.

CONTENTS

CHAPTER		Page
1	INTRODUCTION	1-1
	General	1-1
	Problem	1-1
	Background	1-2
	Scope	1-3
	Reports	1-3
2	METHODOLOGY	2-1
	Purpose	2-1
	Methodology	2-2
	Limitations	2-2
3	RESULTS AND OBSERVATIONS	3-1
	General	3-1
	Results	3-1
	Observations	3-6
 APPENDIX		
A	Study Contributors	A-1
B	Study Directive	B-1
C	MOBREM Principal Input Data	C-1
D	MOBREM Input Data Dictionary	D-1
E	MOBREM Output Data Dictionary For Users	E-1
F	MOBREM Output Data Dictionary For Programers	F-1
G	Illustrative MOBDABS Output-Nondeploying Units	G-1
H	Illustrative MOBDABS Output-Installation Populations	H-1
I	Illustrative MOBDABS Output-Installation Functional Requirements	I-1
J	MOBDABS Installation Code Definitions	J-1
K	Distribution	K-1

GLOSSARY Glossary-1

STUDY SUMMARY (tear-out copies)

FIGURES

FIGURE		
3-1	MACOM Manpower Requirements	3-4
3-2	Trained Cadre Requirement - Sample Training Installation	3-5

MOBILIZATION DATA BASE MANAGEMENT SYSTEM STUDY (MOBDABS)

CHAPTER 1

INTRODUCTION

1-1. GENERAL

a. This technical report covers the period from October 1986 through August 1987, during which time the US Army Concepts Analysis Agency (CAA) researched and developed an enhancement to the ODCSPER's Mobilization Base Requirements Model (MOBREM) methodology which uses the data base and output files in conjunction with a data base management system (DBMS). The overall effort was conducted in a study environment and was called the Mobilization Data Base Management System (MOBDABS) Study. The Office of the Deputy Chief of Staff for Personnel (ODCSPER) sponsored the project which featured a direct end-user involvement in application creation.

b. MOBDABS will assist ODCSPER in their manpower and mobilization planning analyses, and in determining mobilization resource requirements for the continental United States (CONUS) Base.

c. This technical paper briefly outlines the problems leading to the study, discusses the methodology used to develop MOBDABS. This paper also contains a set of illustrative MOBDABS outputs, keyed to the ODCSPER essential elements of analysis (EEAs). Hopefully, the sample data will demonstrate MOBDABS's utility to other potential users.

d. The purpose of Chapter 1 is to discuss the problem, background, and scope of the study.

1-2. PROBLEM

a. Studies and rapid reinforcement exercises dating back to the mid-1970s have identified significant planning shortfalls in the CONUS mobilization base. Until the development of MOBREM (in 1986) there was no computer assisted model or methodology to adequately determine the requirements for manpower and equipment in the CONUS Base to mobilize, train, deploy, and sustain the Total Army during full mobilization. MOBREM determines manpower, equipment and other resource requirements from M-day to M+270 and is currently being used by ODCSPER to provide guidance to mobilization table of distribution and allowances (MOBTDA) developers as the basis for the development of more realistic MOBTDA's.

b. The Army presently lacks an integrated mobilization data base/information system. The MOBREM data base is the only in-place application. Unfortunately, MOBREM does not contain the sophisticated software necessary to enable end-users to have direct access to the input/output data sources or to create their own reports and applications. The bottom line is that analysis of mobilization data is still dramatically hindered by the inability to create an efficient data base query system.

c. As a special purpose model, MOBREM can now assist the Army Staff in determining force structure and manpower requirements in a full mobilization scenario. Unfortunately, however, the Army still is in need of general information/decision support tools that can be used to evaluate policies and to answer questions for both long-term mobilization planning and short-term decisionmaking. In an attempt to build a more efficient mobilization information system, it would seem to be a worthwhile research strategy (on the proper use of available analytical tools) to examine the possibility of using MOBREM's extensive mobilization data files in a more flexible (queriable) information system/decision support system role. The Director, CAA, provided the added challenge of accomplishing the task quickly with state-of-the-art hardware/software.

d. Modern data base management systems make it possible to enhance special purpose models, like MOBREM, so that multisource mobilization data can be easily retrieved, manipulated, processed, and displayed. The challenge was to find an available information handling package and to adapt it to the user environment, i.e., mobilization planners and analysts, many of whom are less than expert personal computer users.

1-3. BACKGROUND

a. MOBREM accesses or creates 84 files containing more than 300 variables and thousands of data elements relating to Army mobilization plans. A listing of major data sources is shown in Appendix C. The model then outputs four reports designed to support the Army's Mobilization Base Resource Planning System (MOBREPS). MOBREM's primary role is that of a special purpose mobilization resource (manpower/equipment) "reports generator" (see Appendix E). In its design role, MOBREM effectively uses only 20 percent of its input source data--the remainder of the model's data base remains dormant as far as data analysis is concerned. Unfortunately, it was not clearly recognized at the time that much of the idle data could be useful to other Army Staff mobilization planners and analysts whose areas of interest lie outside the parameters of interest to MOBREPS.

b. Soon after MOBREM was validated by the Army, it became apparent to CAA that for study and analysis purposes, the untapped portion of MOBREM's data base should be made accessible and be used more extensively. CAA explored the concept of adding a small-scale data base management system (DBMS) to MOBREM along with some application programs necessary to downscale the effort from a mainframe computer operation to a size compatible with personal computers (PC) and commercially available software packages. The proposed system was called MOBDABS.

c. In an attempt to find potential users, CAA contacted mobilization planning activities within the Office of the Deputy Chief of Staff for Operations and Plans (ODCSOPS), the ODCSPER, and the Office of the Corps of Engineers (OCE). The United States Army's Manpower Requirements and Documentation Activity (USAMARDA), a field operating Agency (FOA) of ODCSPER, expressed immediate interest in sponsoring a CAA study to develop a manpower-oriented DBMS project, and provide operational files. A study directive was negotiated (see Appendix B), and the project started in October 1986.

1-4. SCOPE OF THE STUDY

a. Through the media of the study directive (Appendix B), ODSCPER/USAMARDA specified the desired mobilization planning and analyses outputs and prescribed their format (see pages B-9 to B-11).

b. Basically, the sponsor was interested in obtaining the following information from MOBREM reports or input/output files:

(1) A list of all TDA and nondeploying modification table of organization and equipment (MTOE) units at each MOBREM installation.

(2) Installation manpower requirements--peacetime authorized strength; MOBTD strength based on TAADS Peacetime "A" Force;* and MOBTD averages for all installations.

(3) Installation population profiles.

(4) Installation functional requirements by major Army command (MACOM).

c. CAA had to size the effort to ensure that selected portions of MOBREM's extensive data base could be downloaded from CAA's mainframe UNISYS 1100/84 computer to an IBM PC. Additionally, CAA had to select, from available commercial software packages, a suitable spreadsheet/graphics package that most government installations or commands would find "on the shelf."

d. CAA had to develop software interface programs and report formats that would enable less than expert PC users to retrieve, manipulate, query and graphically portray mobilization data of their choice. Menu-driven screens were used to develop the interfaces with the intent of providing maximum user friendliness.

1-5. REPORTS

a. The operational data requested by the study directive was provided under separate cover.

b. CAA offered hands-on DBMS demonstration/training to the ODSCPER/USAMARDA sponsor in lieu of publishing a user's manual. This was done for several reasons. First, the demonstration/hands-on training would suffice for a single end-user. Second, a follow-on office training program for new action officers would be an easier way for a single sponsor/user to maintain operational capability. The user's manual should, however, be reconsidered as an effective office training device if the number of end-users increases in the future. It may prove difficult to develop a generic user's manual for applications that are so uniquely tailored to fit the end-user. Hands-on training would seem to be a more favorable option regardless of the operational applications.

*The nonavailability of Peacetime TAADS MOBTD "A" Force source data precluded CAA from accomplishing this task.

c. This report describes the methodology and techniques used to plan, design, and develop the MOBDABS for USAMARDA. For illustrative purposes, some unclassified output reports are also provided to demonstrate the utility of the MOBDABS application in supporting Army mobilization analysis and planning.

CHAPTER 2

METHODOLOGY

2-1. **PURPOSE.** This chapter provides an overview of the technical approach used by CAA to implement the DBMS project, i.e., to link a portion of MOBREM's data base to the user. Technical limitations which may be of interest to present or future MOBDABS users are also discussed.

2-2. **METHODOLOGY**a. **Planning the Data Base Environment**

(1) Since MOBREM's total data package requires a mainframe computer to run, the problem of downsizing the data to a size appropriate for an IBM PC, XT, or AT had to be the first consideration. For this reason, CAA and the direct end-user (USAMARDA) met to discuss the need for the sponsor/user to carefully choose his EEA, or "project" tasks, so as not to exceed the IBM PC storage capacity. USAMARDA, or any other potential user, had to specify which data elements were to be analyzed (singularly or in combination) and the format in which the data was to be displayed. End-user involvement in the application creation was vital, for it was from these discussions that the CAA analyst/programer was able to organize the data, formulate displays, and develop the necessary interactive software programs that would effectively link the data base to the user.

(2) Another planning factor considered was to recognize the maximum storage limitations of the commercial DBMS/graphics software packages. Generally, these limitations (256K memory) can be overcome by using successive diskettes, but this, too, entails the need to plan and organize data and files so as to minimize the need to change diskettes during program operation. Another alternative would be to use PCs equipped with at least a 20MB hard disk.

(3) Data base management systems currently available for PCs have not been designed to satisfy all data applications, nor does any single commercial package dominate the marketplace. CAA therefore examined software packages that were in use throughout the government. The school solution, i.e., analyze first and buy software second approach, was considered but discarded in favor of finding the most generally available system and fitting the project to it. This approach was justified both from a research standpoint and from economics necessitated by a resource constrained project--a single analyst/programer.

b. **Choosing Data Items/Sets.** Keeping in mind the limitations described above, USAMARDA carefully prioritized and organized their data needs. Since some potential MOBDABS users may not be familiar with MOBREM's data sources, CAA developed and provided an extensive Data Dictionary which defines data items in MOBREM's data base and a listing of the source of the data (see Appendix D). An accompanying listing of MOBREM output variables, also provided by CAA, facilitated the crosswalking necessary to locate variables within the MOBREM data base that could be used as candidate data items for a DBMS application (see Appendix E).

c. **Creation of the USAMARDA Data Base.** Using the relational Data Base Management System dBase III+, the CAA analyst/programer created USAMARDA's specified data base.

d. **Creation of User-friendly Software Utilities.** In order to facilitate data management and handling, the CAA analyst/programer developed a series of software routines that merged previously discussed software programs with the tailored data base. This entailed development of a set of menu-driven programs that integrated the USAMARDA data files with the dBASE III+ software. This merger makes it easier for less than expert users to rapidly query, mix and match data from their selected variable sets and to create graphics that visually present and compare certain aspects of the data. The dBase III+ language was used to create the interface programs.

e. **Generation of Report/Graphics.** The CAA analyst prepared the reports requested by USAMARDA and reproduced them in both SECRET and unclassified printouts. Diskette reports, SECRET and unclassified versions, were also prepared to allow USAMARDA's manpower analysts the flexibility of working from a PC, or to demonstrate MOBDABS' flexibility/portability when they conduct MOBTDA related discussions with installations or MACOMs.

f. **Demonstration and Documentation.** The final tasks performed by CAA included a demonstration of MOBDABS to USAMARDA/DCSPER action officer level personnel, and documentation of the study and study products. CAA will retain a copy of the MOBDABS program files and documentation and turn over to the Navy Regional Data Automation Center (NARDAC) a master program set. It is envisioned that future iterations of MOBDABS will be carried out in conjunction with update requirement responsibilities for MOBREM. CAA expects to use updated MOBDABS data to gain insights into mobilization related problems and to relate those problems where applicable, to force related studies performed by CAA. Final acceptance is predicated on a successful full demonstration by CAA to USAMARDA/ODCSPER, as specified in the study directive.

2-3. LIMITATIONS

a. MOBDABS is based on pre-FY 86 input data and policy parameters, and is in need of more current data from MOBREM.

b. MOBDABS is presently configured to a mobilization manpower data set format as specified by USAMARDA/ODCSPER. Other users would have to proceed through a methodology similar to that described in paragraph 2-2 above. Therefore, MOBDABS is not entirely suitable for network use, unless all users are interested in relational (USAMARDA's) formats. If, in the future, MOBREM's data base is incorporated into DA's Direct Support System (DSS), a true networking operation would be possible. The MOBDABS experiment included discussions with HQDA's Decision System Management Agency (DSMA) about the possibility of linking the mobilization data base, resident in MOBREM, with the developing DSS. Since the present DSS lacked a mobilization resources data base, the idea of a potential MOBREM linkage was favorably received.

c. Data base management systems, because of their generality, impose overheads which may not be affordable. A data base administrator is needed to control the data model, the dictionary, and the application programs for any future users. Further programming will also be necessary in order to produce new or modified reports dealing with other data contained in the MOBREM data base, e.g., mobilization equipment, or training equipment, student populations, requirements for training personnel, etc.

CHAPTER 3

RESULTS AND OBSERVATIONS

3-1. GENERAL

a. This chapter contains technical documentation and sample MOBDABS reports which illustrate the utility of an application using a data base management system.

b. The illustrative results contained in the appendices are unclassified versions of the MOBDABS reports that were produced for the user/sponsor. They suffice to present the reader with hard copy samples of the types of subject data bases that can be designed and stored independently of the function for which they were used in MOBREM. While most readers are unfamiliar with MOBREM or the MOBREM output reports, it is not too difficult to envision the increased mobilization planning productivity and better decisionmaking made possible through the application of an end-user oriented MOBREM-DBMS and a graphics package. This DBMS enhancement to MOBREM permits planners/analysts to query the MOBREM data base to produce information that will support the analysis of simultaneous effects of multiple base operations support variables. The interaction of these variables will ultimately impact on the installation's capability to effectively deploy units.

3-2. RESULTS

a. General

(1) MOBDABS was a successfully executed research project which culminated with the development of a PC-based mobilization DBMS with supporting graphics capability for USAMARDA/ODCSPER.

(2) Within 2 months of the project's inception, preliminary formatted data sets with graphics backup were available. Several adaptations of the data inputs, formats, and graphic portrayals followed, and although this effort consumed a great deal of time, it produced a more usable product for the sponsor.

(3) MOBDABS permits PCs to be used without conventional programming, by means of report generators, query languages, and special application generators.

(4) Involving the end-user in development of the application lowered the maintenance activity level and ensured an application of more immediate value to him.

(5) The end-user now has more flexible access to selected mobilization information and the capability to keep that information base up to date with each new MOBREM processing. He has the ability to retrieve management information quickly and to correlate that information with different sources. The DBMS has the potential for providing better mobilization information for decision support at Army installation level, MACOM level, and at the Headquarters, Department of the Army (HQDA) level.

(6) MOBDABS provides greater responsiveness to computer users by generating preformatted reports and by providing fast response to new requests for information. The end-users can extract the information they need whenever they need it, plus they can display it graphically if they choose. All of this flexibility and responsiveness was achieved with minimum programming support due to heavy use of "off-the-shelf" spreadsheet/graphics software packages.

b. Specific Study Products (technical documentation produced by CAA)

(1) Early on in the project, it became evident that potential users of MOBREM's vast mobilization-oriented source data would need some sort of directory or dictionary from which to formulate a "shopping list" of data items, groups, files, etc. It would be too cumbersome to have to peruse volumes of MOBREM documentation in order to gain a full understanding of the range of data/information available. Appendix C contains a listing of the principal Army data sources used as MOBREM inputs. The listing assists the user in understanding what is available in the data base. Most Army users are familiar with the automated Army planning systems used in MOBREM such as the mobilization troop basis stationing plan (MTBSP) and The Army Authorization Document System (TAAOS), etc.; however, they may not be familiar with all the data items within each major source. For this reason a MOBREM Input Data Dictionary was created (see Appendix D). The data dictionary is keyed to an alphabetical listing of the MOBREM files into which the source data is dumped. Authoritative sources for the data as well as the data's location (format) are also shown. Data elements/variables are normally listed in acronym format; therefore, a short definition or explanation is provided to help to identify potential data items of interest. Both the source listing and the data dictionary proved to be useful, time-saving documentation for programmers, analysts, and users alike.

(2) Two auxiliaries of the MOBREM data dictionary were generated as utilities and are also included as documented appendices. Since DBMS data items can also be generated from MOBREM output reports, users who may be interested in model-calculated, time-phased workload output data would want to use an output-oriented "shopping list." A document of this type can be found at Appendix E. It is keyed to the filenames associated with MOBREM's output reports (Installation Asset Report, etc.). The second auxiliary dictionary, the MOBDABS Data Dictionary, was designed especially for the user's programmers (see Appendix F). It contains information of interest to programmers in that it identifies the MOBREM source files and data variables, etc., that were selected by USAMARDA to become the MOBDABS data base. It also contains data base structure information for each of the MOBDABS output files generated to produce the answers to USAMARDA's EEA. It should be noted that USAMARDA's EEA tended to focus on MOBREM output file (processed) data elements, whereas other potential users may be more interested in analyzing preprocessed data assembled from MOBREM's input file data collection.

c. Specific Study Products (illustrative EEA results)

- (1) Appendices G through I contain unclassified versions of data generated by MOBDABS for the study sponsor--USAMARDA. Bogus data is used throughout to demonstrate the type of tabular and graphic information displays available through a MOBREM-DBMS type linkage.
- (2) Appendix G is a sample MOBDABS report which responds to the first EEA--a listing, by MACOM and installation codes, of TDA and nondeploying MTOE units. This report required the use of the MOBREM Asset Report (output) in order to manually construct a MOBDABS file containing all of the TDA and non-deploying MTOE units posted to each CONUS installation. The unit identification codes (UIC) of each of these categories were then input to the MOBDABS data base for display.
- (3) As was stated previously, EEA 2, installation manpower requirements, could not be completed due to mobilization table of distribution and allowances (MOBTDA) "A" Force data not being available.
- (4) Appendix H is a sample MOBDABS-DBMS report which responds to the third EEA--a time-phased population profile of selected CONUS installations. The populations of interest are the military and civilian categories. The MOBREM Asset Report was accessed for the three selected CONUS installations (coded A, R, M) and selected population profiles from M-day to M+270 were extracted to the dBase III+ files. It should be noted that populations of interest, as calculated in MOBREM, include populations of stationed units plus daily accessions and losses of trainees, retirees, Individual Ready Reserve (IRR), individual mobilization augmentees (IMA), contractor personnel, etc. The point to be made is that MOBREM captures the dynamics of everyday activities at all CONUS installations for all categories described. The DBMS report could have also extracted the daily IMA profiles, had it been of interest. In this case, however, only the civilian, military, and total civilian/military populations were reported.
- (5) Appendix I is a sample MOBDABS output report which responds to the final EEA--an Army functional dictionary-manpower (AFD-M) listing for selected installations and selected MACOMs. The MOBREM Asset Report was again accessed for selected AFD-M work center codes (such as health services, logistics, and training) and the numbers of required personnel with specified skills were displayed (over time) as a function of the computed mobilization workload existing at various Army installations and MACOMs. The aggregate health, logistics, and training manpower AFD-M work center required to support a sample MACOM during full mobilization is shown graphically in Figure 3-1. The graphic is an example of how tabulated data can be more effectively displayed to support analysis and planning activities. Similar graphics could be produced for each installation, each functional code, and for each MACOM. The graphic was generated from LOTUS 1-2-3 software and is representative of the power of reformatted data available from an environmental data base (MOBREM) through the applied DBMS (MOBDABS). Analysts and mobilization planners at all levels of the Army (installation, MACOM, and HQDA) should find this DBMS application useful for both planning operations and the needs of management. The degree of satisfaction is, to a very large extent, limited only to the ability of the analyst/planner to specify the data required and the appropriate format for display of the selected information. Certainly,

MOBDABS demonstrates the possibility of providing fast responses to new information requests and places in the hands of the end-user the capability to extract information they need whenever they need it.

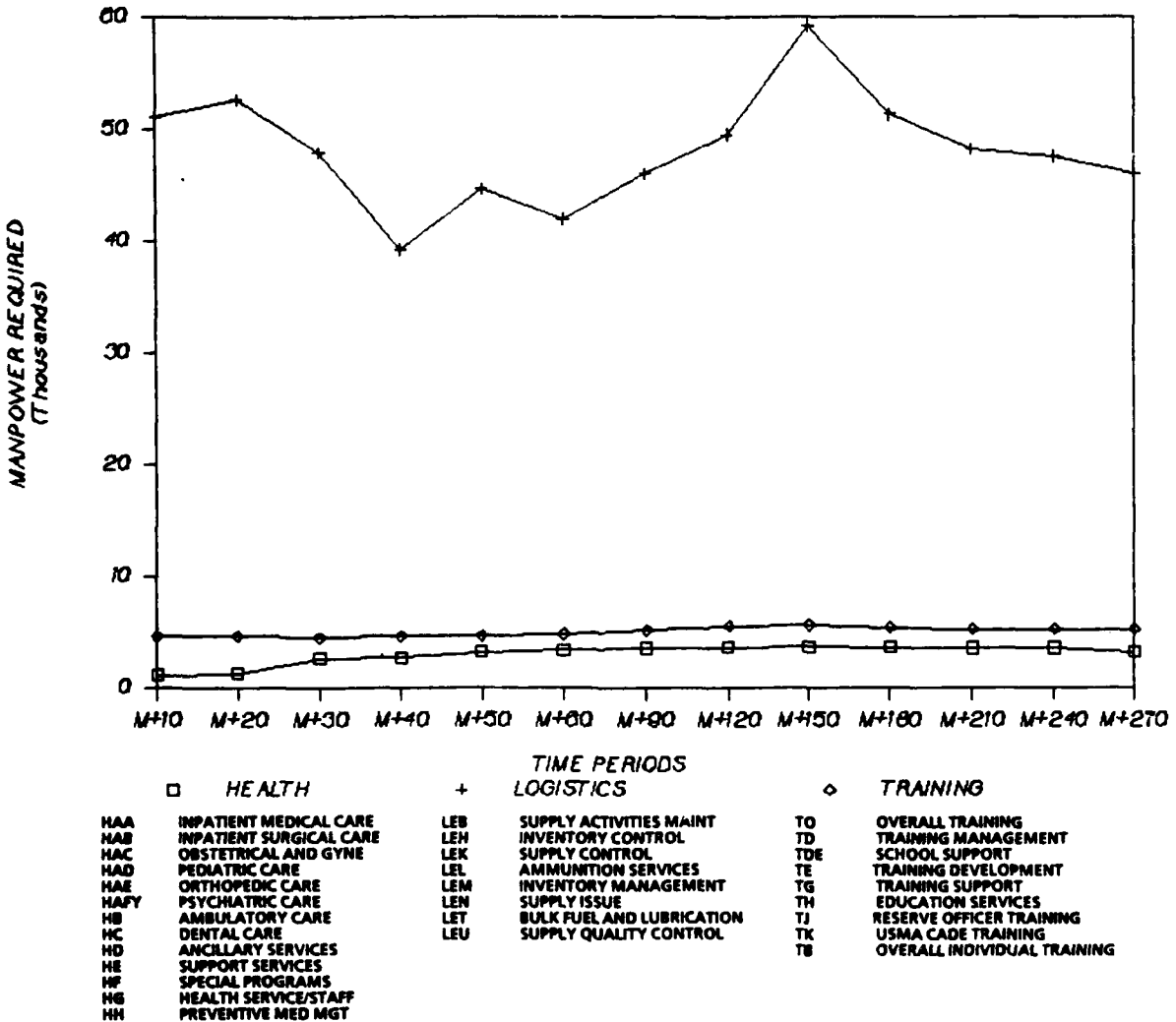


Figure 3-1. MACOM Manpower Requirements

d. Other DBMS Applications

(1) To pursue the DBMS utilization discussion, a listing has been included at Appendix J of all the MACOMs and CONUS installations that have visibility within the MOBREM-DBMS. Each of the listed MACOMs/installations could access the principal Army mobilization data sources through the MOBREM-DBMS link and thereby create a powerful mobilization analysis and planning tool to satisfy their own informational needs. Since time-phased mobilization workload resource requirements are of interest at all levels of the Army, output from MOBREM's four workload modules (Installation Personnel,

Installation Equipment, Medical, and AMC modules) would be useful to all planners and analysts who are interested in assessing the adequacy of authorized levels of mobilization resources. An example will be used to illustrate this point.

(2) The graph at Figure 3-2 was developed from the MOBREM Installation Personnel workload module. It was formatted and printed in less than 30 minutes.

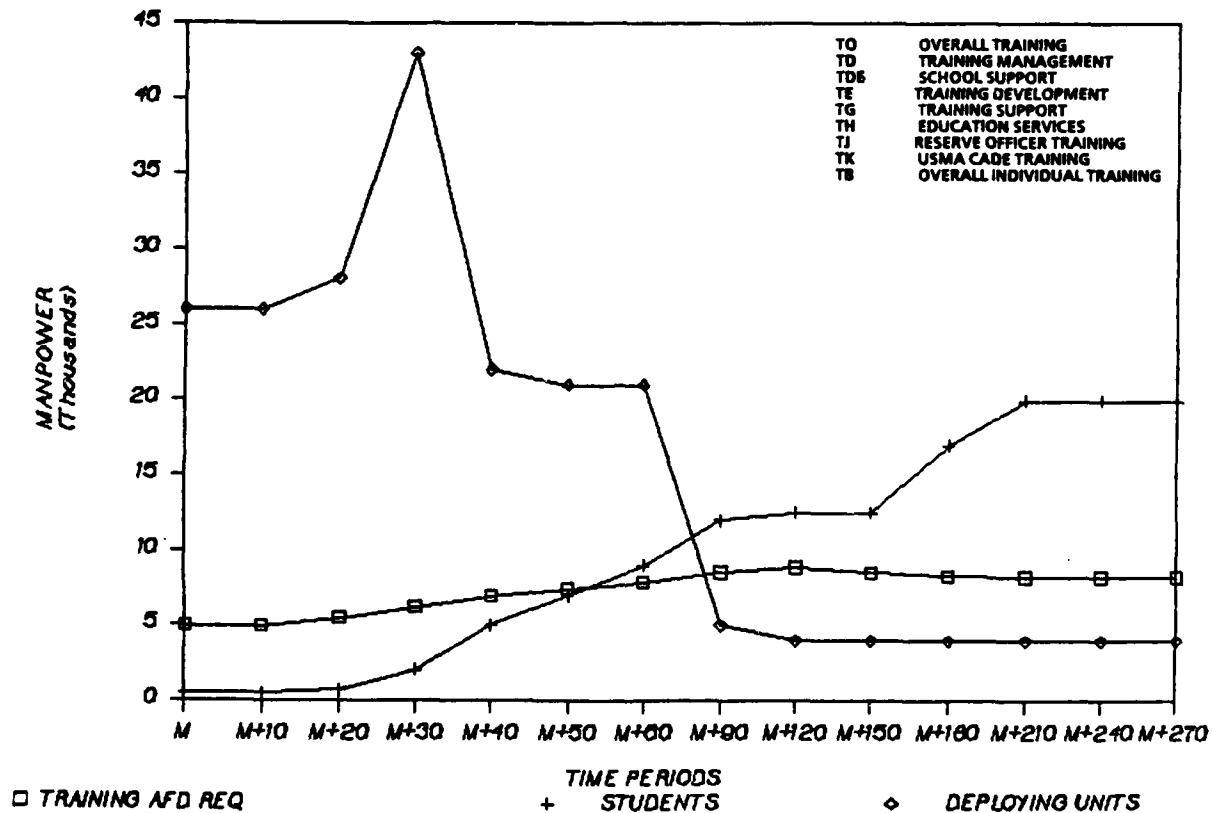


Figure 3-2. Trained Cadre Requirement--Sample Training Installation

The graph displays the training population at a CONUS training installation through M+270. The diamond data points represent the on-post population of deploying units undergoing predeployment training. The cross data points represent the student trainee population (fillers, replacements, etc.). The square data points represent the aggregated requirement (of all listed AFD codes) for training (cadre) personnel calculated in MOBREM as a function of the installation's unit/student training populations. The result is a comparison of trainers to trainees which is useful in determining the adequacy of the cadre in terms of both quantity and required skills. If the analyst so desires, a deaggregation of the AFD work centers could be obtained. This would make it easier to determine whether the installation's MOBTDA's reflect an authorization level equal to the workload perceived by any given mobilization schedule. Since the AFD-M codes correspond to work centers in TDA paragraphs, the installation analyst can easily identify those work centers

that are potentially undermanned. Armed with this information, the analysts/planner teams are better prepared to support arguments for new staffing standards. Keep in mind that MACOM analyst/planning teams will probably use the same techniques and data to compare work center/MOBTDA efficiency across MACOM installations. Similarly, Army Staff analysts/planners would find themselves in a better position to manage Armywide resources. Regardless of the level at which the MOBDABS is used, the Army would benefit by being able to better assess the feasibility of mobilization plans and policies as they affect CONUS installations. The possibility of improving current plans or policies can also be explored by analyzing the workloaded resources required under alternative mobilization schedules or under alternative mobilization policies. The optimization technique would require multiple iterations of MOBREM, each iteration run with a single input/variable change. This process obviously requires additional computer and programmer time; however, the cost-to-benefit ratio should be very favorable to the Army.

3-2. OBSERVATIONS

a. It is possible to enhance the MOBREM's utility through the addition of a DBMS to its input and output data. MOBDABS extended the design features of a resource requirements generator model permitting its output and input files to be used as a mobilization analysis/planning tool. This projects, somewhat, the model's utility in filling information gaps which presently detract from the Army's ability to plan and analyze mobilization activities and deployment capability. This study also demonstrated the information enhancing power of structured data. In combination, the MOBREM-DBMS linkup provides the sponsor with a powerful decision support system for mobilization planners and policymakers.

b. Other potential users would need programing support to create special customer-oriented, structured information/data packages. The cost of programing support is considered negligible in comparison to the informational benefits to be derived from even the simplest structured data packages.

c. Long-term progress on mobilization planning/analysis is linked to the Army's ability to solve the centralized mobilization data base void. In this regard, the eventual incorporation of MOBREM's data base into the Army's developing DSS is crucial. The more powerful DBMS associated with the main-frame DSS, along with its network characteristics, offer the best overall data base/environment solution. In the interim, however, decentralized data base environments such as that created for ODCSPER/USAMARDA (by MOBDABS) are productive.

APPENDIX A
CONTRIBUTORS

1. STUDY DIRECTOR

Ms. Adele Narva, Forces Directorate

2. EDITOR

LTC F. V. Campi

3. OTHER CONTRIBUTORS

LTC F. V. Campi
Dr. Janet Fowler
Ms. Deborah Leshinski

4. PRODUCT REVIEW BOARD

Ms. Louise L. Cox

APPENDIX B
STUDY DIRECTIVE



DEPARTMENT OF THE ARMY
OFFICE OF THE DEPUTY CHIEF OF STAFF FOR PERSONNEL
WASHINGTON, D.C. 20310

REPLY TO
ATTENTION OF

22 OCT 1986

DAPE-MBU

SUBJECT: Mobilization Data Base Management System (MOBDABS)
Study Directive

Director
U.S. Army Concepts Analysis Agency
8120 Woodmont Avenue
Bethesda, MD 20814-2797

1. Purpose of Study Directive. This directive specifies the tasks, products, schedules and organizational responsibilities for the phased development of a queriable Data Base Management System (DBMS) employing the Mobilization Base Requirements Model (MOBREM) input and output data. The DBMS will use commercially available software (dBase III plus, or similar product) on an IBM personal computer or compatible hardware. The DBMS will ultimately provide ad hoc report capability in response to query, analytical and graphics requirements as specified by the system proponent (U.S. Army Manpower Requirements and Documentation Agency).
2. Project Title. Mobilization Data Base Management System (MOBDABS).
3. Background.
 - a. CSM 86-5-8 dated 17 July 1986 (Encl 1) assigned responsibility for MOBREM to the Office of the Deputy Chief of Staff for Personnel (ODCSPER).
 - b. Memorandum dated 6 August 1986 to CAA, requested that USAMARDA be kept informed of the results of CAA studies concerning MOBREM data base management. Briefings were presented to USAMARDA outlining the study objectives.
 - c. MOBREM was designed to produce specific output reports now being incorporated into the Mobilization Base Resource Planning System (MOBREPS) to provide guidance for the development and evaluation of the Army's MOBTDA documents. MOBREM inputs include the major workloads and assets planned for the CONUS Base during mobilization. MOBREM data is collected at levels of detail which must be aggregated to less detailed levels, to meet

DAPE-MBU

SUBJECT: Mobilization Data Base Management System (MOBDABS)
Study Directive

the existing report requirements. Additional reports for mobilization planning could be produced with new programs using more detailed MOBREM input data. For example, MOBREM reports could graphically illustrate relationships between associated input mobilization workloads and MOBREM outputs. Such reports would facilitate USAMARDA's mission which includes the establishment and maintenance of manpower requirements standards and the management of MOBREPS implementation and enhancements. A DBMS is required to produce these reports.

4. Study Sponsor. Deputy Chief of Staff for Personnel (DCSPER).
5. Study Agency. U.S. Army Concepts Analysis Agency (CAA).
6. Terms of Reference.

a. Problem. The ability to analyze the Army's mobilization plans is limited to the acquisition of data from many mobilization planning systems and the performance of manual analyses. MOBREM integrates and automates the major data elements related to the Army's mobilization plans. A DBMS is required to expand MOBREMS report capabilities beyond the scope envisioned in the original model design.

b. Tasks.

(1) Phase I

(a) Develop a data dictionary of the variables included in the MOBREM input and output data bases. The dictionary should include data element identification, definition, source, format and update information for each variable. The data dictionary will be the repository for all data characteristics, and as such, will be the cornerstone of the MOBDABS.

(b) Jointly define the MOBDABS by identifying the variables to be extracted from the MOBREM data base and the ad hoc reports and analysis requirements that can be generated by Data Base III (or equivalent) software.

DAPE-MBU

SUBJECT: Mobilization Data Base Management System (MOBDABS)
Study Directive

(c) Structure the DBMS to include data file identification and their file relationships and develop a new data dictionary and a system directory that identifies each variable to be used and the location and format of each variable in the MOBDABS.

(d) Prepare a conceptual plan for the development, test and operation of MOBDABS that meets the requirements identified in task 6b(2)(b) Present the plan, draft MOBDABS data dictionary and system directory to USAMARDA. RJB
JK

(e) Finalize the MOBDABS data dictionary and system documentation and build preliminary files from CAA's Sperry 1180 for download to an IBM PC.

(2) Phase II.

(a) Design and test the DBMS.

(b) Document all programs and develop a user's manual.

(c) Demonstrate full use MOBDABS to USAMARDA.

(d) Turn over MOBDABS program files and documentation to USAMARDA and the MOBDABS update requirement responsibilities to the Navy Regional Data Automation Center (NARDAC).

(e) Evaluate the MOBDABS use for future studies at CAA.

c. Milestone Schedule. Enclosure 2.7. Time Frame. October 1986 - September 1987.8. Responsibilities.

a. ODCSPER/USAMARDA:

(1) Determine the mobilization planning and analyses outputs required.

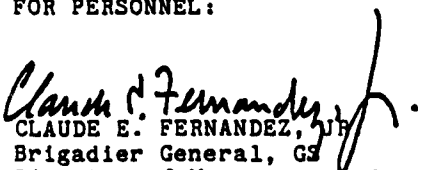
DAPC-MBU

SUBJECT: Mobilization Data Base Management System (MOBDABS)
Study Directive

- (2) Establish a MOBDABS Advisory Committee.
 - (3) Approve the DBMS conceptual plan and final products.
- b. CAA:
- (1) Complete all assigned tasks.
 - (2) Adhere to the milestone schedule and report any variations.
 - (3) Maintain a copy of the MOBDABS.
9. References: Enclosure 1: CSM 86-5-8 dated 17 July 1986.
Enclosure 2: Milestone Schedule.
10. Administration.
- a. TDY, per diem, overtime, and related costs are the responsibilities of the agencies providing support.
 - b. Administrative support, office space and supplies are the responsibilities of agencies providing support.
11. Control Procedures.
- a. DD Form 1498 will be prepared by CAA.
 - b. Direct contact is authorized between the study agency and DA Staff/MACOM points of contact.
 - c. USAMARDA point of contact is LTC Hilsher, AUTOVON 345-2076.
 - d. This tasking memorandum has been coordinated with CAA in accordance with AR 10-38, paragraph 4.

FOR THE DEPUTY CHIEF OF STAFF FOR PERSONNEL:

2 Encls


CLAUDE E. FERNANDEZ, JR.
Brigadier General, GS
Director of Manpower, Budget
and Force Integration

CORRECTED COPYAction
PDI
FDSA
C66TC

CHIEF OF STAFF

Memorandum

U. S. ARMY

DATE A EXPIRES 31 July 1987

COM 86-5-8.

DATE 17 July 1986

SUBJECT: The Army Mobilization Base Requirements Model (MOBREM) Model (MOBREM) FILE CS 370.01

ACTION OFFICER/EXT
B.J. Wroblewski
355-2597

MEMORANDUM FOR: HEADS OF ARMY STAFF AGENCIES

1. PURPOSE. This memorandum assigns responsibility for the Mobilization Base Requirements Model (MOBREM) to the Office of the Deputy Chief of Staff for Personnel (ODCSPER) effective immediately.

2. REFERENCES.

- a. AR 135-300, Mobilization of Reserve Component Units and Individuals.
- b. AR 570-4, Manpower Management.
- c. AR 570-5, Manpower Staffing Standards System.

3. BACKGROUND.

a. Studies and mobilization exercises in the 1970s identified significant shortfalls in the Army's Continental United States (CONUS) mobilization base. There was no process to define total mobilization requirements adequately for the CONUS base.

b. A MOBREM Study Advisory Group, chaired by the Deputy Director of Force Management, Office of the Deputy Chief of Staff for Operations and Plans (ODCSOPS), was established in 1979 to conduct a comprehensive study to define the CONUS base resources required to support mobilization, training, deployment, and sustainment of the total Army during full mobilization. The ODCSOPS tasked the U.S. Army Concepts Analysis Agency to proceed with developing a model in a phased process.

c. The model, completed in 1984, has been tested and verified as operational for developing Mobilization Tables of Distribution and Allowances (MOBTDA's). Reports have been produced and training provided to Major Army Command (MACOM) representatives on the use of these reports.

CORRECTED COPY

8603509m

SUBJECT: The Army Mobilization Base Requirements Model (MOBREM)

d. In 1983 the U.S. Army Manpower Requirements and Documentation Agency (USAMARDA) was established as a field operating agency of ODCSPER to provide for the efficient and effective use of Total Army manpower through the development of standards-based manpower requirements. In this capacity, USAMARDA ensures that manpower staffing standards are developed for both peacetime and mobilization, and provides mobilization requirements equations to MOBREM. The transfer of MOBREM is consistent with USMARDAs mission to provide for the efficient and effective use of total Army manpower through the development of standards based manpower requirements.

4. RESPONSIBILITIES

a. Manpower, Budget and Force Integration, Directorate, ODCSPER, will--

- (1) Act as the proponent for MOBREM.
- (2) Ensure that the model operates and the data base is maintained.
- (3) Task appropriate MACOMs to provide data necessary to operate MOBREM.
- (4) Conduct training for MOBREM users as needed.
- (5) Develop and maintain manpower requirements equations for use in MOBREM.
- (6) Furnish manpower requirements information to MACOMs and staff agencies to use in developing MOBTDA's.

b. Personnel, Readiness and Mobilization Office, ODCSPER, will use the Mobilization Personnel System to provide individual ready reservist, individual mobilization augmentee and retiree data to MOBREM.

c. Force Development Directorate, ODCSOPS, will-

- (1) Provide predetermined CONUS base support functions.
- (2) Provide each Table of Distribution and Allowances (TDA) units' Personnel and Equipment requirements and authorizations.

d. Operations, Readiness and Mobilization Directorate, ODCSOPS will provide-

SUBJECT: The Army Mobilization Base Requirements Model (MOBREM)

(1) Modification Table of Organization and Equipment unit military personnel on hand strengths and mobilization requirements using the Unit Status and Identity Reporting System, Force Mobilization Troop Basis, and Mobilization Troop Basis Stationing Plans.

(2) Mobilization policy planning assumptions using the Army Mobilization and Operations Planning System.

e. Institutional Training Division, ODCSOPS, will provide mobilization trainees and students. Source: Army Training Requirements and Resources System.

f. Office of the Deputy Chief of Staff for Logistics will -

(1) Develop and maintain Equipment Requirements Equations for use in MOBREM.

(2) Develop Equipment Requirement Equations (ERE) and equipment requirement reports.

(3) Provide theater shipping requirements using The Army Equipment Distribution Program (TAEDP).

g. Office of the Surgeon General, will provide-

(1) Health services related mobilization data.

(2) CONUS base disease/non-battle injury (DNBI) rates.

(3) Time-phased bed capabilities.

(4) Other information concerning medical evacuee disposition in CONUS.

h. Army staff agencies will furnish name and telephone number of MOBREM POC to USAMARDA (Ms. B.J. Wroblewski/355-2597/98) by 18 Jul 86.

5. ADMINISTRATIVE SUPPORT. Funds for travel, per diem, and overtime, if required, will be provided by the parent organization of the participating representative.

BY DIRECTION OF THE CHIEF OF STAFF:



ARTHUR E. BROWN, JR.
Lieutenant General, GS
Director of the Army Staff

MOBDABS

Milestone Schedule

Task/Product	Responsibility	Completion Time Period
Study Directive	CAA/USAMARDA	31 Oct 86
MOBREM Data Dictionary & System Directory	CAA	15 Dec 86
Determination of MOBDABS DBMS Requirements	USAMARDA	15 Jan 87
MOBDABS DBMS Structure Data Dictionary and System Directory	CAA	28 Feb 87
MOBDABS Conceptual Plan (to include ARB* and IPR**)	CAA	15 Apr 87
Final Documentation of MOBDABS Data Dictionary and System Directory Preliminary file building and downloading	CAA	15 May 87
Approval of MOBDABS DBMS Conceptual Plan	USAMARDA	15 May 87
Design & Test of MOBDABS DBMS	CAA	31 Aug 87
Demonstration of MOBDABS DBMS (to include ARB) and turn over to USAMARDA & NARDAC	CAA	15 Sep 87
Final Documentation	CAA	30 Sep 87

*ARB: Analysis Review Board conducted at CAA.

**IPR: In Process Review conducted for MOBDABS Advisory
Committee

MOBDABS PROJECTS

1. Installation TDA List:

Source: MOBREM Asset Report

Process: Print out a list of all TDA and non-deploying MTOE UICs for each MOBREM installation.

2. Installation Manpower Requirements

Source: Peacetime TAADS
MOB TDA "A" Force

MOBREM manpower requirements file
Installation TDA List

Process: Compute peacetime authorized strength in current installation TDA/non-deploying MTOE documents.

Compute MOB TDA strength for the same group of documents (use "A" force).

Display total MOB TDA average for all installation from MOBREM requirements file.

Display all three figures simultaneously.

3. Installation Population Profiles

Source: MOBREM installation workload file

Process: Display total military/civilian population over 270 days for each installation. Display on three lines - military, civilian and total.

4. Installation Functional Requirements by Command

Source: MOBREM manpower requirements file

Process: Add command code to the preprocessing extract procedures and keep workloads generated by each command on separate files.

Compute manpower requirements for each command workload file.

Display manpower requirements for each installation for each functional area by command.

FORMATS:

1. Installation TDA List + New Dept MTOe

Ft. Benning

W1A3AA
W1C1AA
W4D6AA
W5E5AA

Ft. Gordon

W1CYAA
W2A5AA
W2A7AA

Ft. Campbell

W1A6AA
W2P2AA
W5A9AA

2. Installation Manpower Requirements

Ft. Benning

peacetime auth	20,100
MOB TDA required	24,100
MOBREM MOB TDA average	25,000

Ft. Campbell

Peacetime auth	18,000
MOB TDA required	21,750
MOBREM MOB TDA average	22,000

3. Installation Population Profiles

<u>Ft. Benning</u>	<u>M</u>	<u>M+10</u>	<u>M+20</u>	<u>M+30</u>	<u>M+40</u>	<u>M+50</u>
Military	15,000	16,000	17,000	17,250	20,000	19,000
Civilian	5,000	5,000	5,000	5,000	5,000	5,000
Total	20,000	21,000	22,000	22,250	25,000	24,000
<u>Ft. Campbell</u>	<u>M</u>	<u>M+10</u>	<u>M+20</u>	<u>M+30</u>	<u>M+40</u>	<u>M+50</u>
Military	17,000	19,000	21,000	21,000	19,000	17,000
Civilian	1,000	1,000	1,000	1,000	1,000	1,000
Total	18,050	20,000	22,000	22,000	20,000	18,000

4. Installation Functional Requirements by Command

Ft. Dix

Function	Command	M	M+10	M+20	M+30	M+40
Food Svc	AS	2	4	4	4	4
	CC	3	6	6	6	6
	DF	-	-	-	-	-
	FC	10	50	95	120	20
	HS	5	10	15	20	20
	TC	80	80	80	100	200
	total		100	150	200	250
Range Ops	AS	-	-	-	-	-
	CC	-	-	-	-	-
	DF	-	-	-	-	-
	FC	50	100	250	350	50
	HS	-	-	-	-	-
	TC	150	150	150	250	250
	total		200	250	450	600

APPENDIX C

PRINCIPAL INPUT DATA, PLANNING SOURCE, AND USE IN MOBREM

Input data	Vertical planning systems		MOBREM use
	System	Organization	
COMUS mobilization stationing list (deploying and non-deploying units)	MTBSP	FORSCOM	To identify mobilization locations and UICs to be used by the model
Predetermined COMUS Base support functions	TAAOS	OCS, DAHQ-FD	To identify the strengths for functions in the COMUS Base that are based on mission requirements, policy directive, or preidentified mobilization manning levels
MOBREM installation crosswalk	Manual	CAA	To relate MTBSP locations to MOBREM installations
HTOE unit military personnel on-hand strengths and mobilization requirements,	UNITREP FHTB	DAHQ-OD	To determine mobilization UIC personnel and equipment strengths and fill requirements
TDA unit personnel and equipment on-hand strengths and requirements	TAAOS	DAHQ-FDP	
HTOE unit equipment on-hand strengths and requirements	TAEOP	DARCOM, DESCOM	
Mobilization trainees and students	ATRRS	DAHQ-TRI	To identify quantity, type, trainees and students and location of mobilization individuals (current pipeline, mobilization volunteers, draftees, and others)
IRA IPA Retirees	MOBPERS	RCFAC DAPE-PSM	To identify quantity of other individuals that represent assets and installation workloads
Theater-medical evacuees	Patient Flow Model	HSC & TSG	To provide information for application of patient evacuation rate and COMUS rates for use in computing COMUS Base medical workload
Patients, COMUS	MOBREM computation	CAA	
Depot outloading capability	Manual	DARCOM	To develop mobilization allocation distributions by installation and functional category
N-day depot assets	COMUS Depot Asset Report	DESCOM	
Theater shipping requirements	TAEOP	DARCOM DCSLOG	To specify the net DARCOM shipping requirement
Mobilization policy planning assumptions (MPPA)	MOBPS	DAHQ-OD	To establish the MPPA and parameters used in MOBREM
Host/tenant agreements	Manual	DAHQ-FD	To define manpower support transfer agreements between installations to be in effect during mobilization
Manpower requirements equations (MRE)	Manual	DAPE-MBU USAMARDA	To compute manpower required to support workloads by COMUS Base function

APPENDIX D
MOBREM DATA DICTIONARY

LIST OF ALL AVAILABLE DATA FROM MOBREM

VARIABLE NAME	VARIABLE DEFINITION	FILE OF ORIGIN	SOURCE	FORMAT	CLASS
NUMBER OF PERSONS REQUIRED	NUMBER OF PERSONNEL REQUIRED TO STAFF PARTICULAR FUNCTION DESCRIBED IN THIS RECORD	39PREDD8-END	MOBREM COMPUTATION	14	UNCLASSIFIED
TIME PERIOD (1-27)	EACH TIME PERIOD REPRESENTS 10 DAYS IN THE MOBREM RUN	39PREDD8-END	MOBREM COMPUTATION	12	UNCLASSIFIED
MOBREM INSTALLATION CODE	UNIQUE CODE GIVEN TO INSTALLATION AND USED FOR INPUT, COMPUTATIONS AND OUTPUT IN MOBREM RUN	39PREDD8-END	MOBREM COMPUTATION	A3	UNCLASSIFIED
AMMUNITION CATEGORY	AMMUNITION CATEGORY	AMMO-CD-5	MOBREM COMPUTATION	A2	UNCLASSIFIED
DODAC	DOD AMMUNITION CODE	AMMO-CD-5	AMC	A4	UNCLASSIFIED
ITEM IDENTIFICATION CODE	ITEM IDENTIFICATION CODE	AMMO-CD-5	MOBREM COMPUTATION	15	UNCLASSIFIED
SSN	STANDARD STOCK NUMBER	AMMO-CD-5	MOBREM COMPUTATION	A4	UNCLASSIFIED
WEIGHT IN TONS	WEIGHT OF AMMUNITION IN TONS	AMMO-CD-5	MOBREM COMPUTATION	F8.6	UNCLASSIFIED
CDS	CONTRACT DELIVERY SCHEDULE	ARCON-a	AMC	15	UNCLASSIFIED
CONDCC	CONDITION CODE	ARCON-a	AMC	A1	UNCLASSIFIED
DEPOT-A	DEPOT ASSETS ON HAND	ARCON-a	AMC	A3	UNCLASSIFIED
DLVOTY	DELIVERY SCHEDULE OF QUANTITY REQUIRED	ARCON-a	AMC	19	UNCLASSIFIED
DODAC	DOD AMMUNITION CODE	ARCON-a	AMC	A4	UNCLASSIFIED
LIN	LINE ITEM NUMBER	ARCON-a	AMC	A6	UNCLASSIFIED
MNR	MOBILIZATION MATERIAL REQUIREMENTS	ARCON-a	AMC	19	UNCLASSIFIED
OPCD	OWNERSHIP/PURPOSE CODE	ARCON-a	AMC	A1	UNCLASSIFIED
PRSN	PRIME STOCK NUMBER	ARCON-a	AMC	A7	UNCLASSIFIED
OTYON	STOCK QUANTITY ON HAND	ARCON-a	AMC	111	UNCLASSIFIED
RELSN	RELATED STOCK NUMBER	ARCON-a	AMC	A8	UNCLASSIFIED
SCN	SUPPLY CATEGORIES OF MATERIAL	ARCON-a	AMC	A1	UNCLASSIFIED
SHIPMT-DT	SHIPMENT DATE	ARCON-a	AMC	15	UNCLASSIFIED
TOC	TYPE OF ON ORDER CODE OF EQUIPMENT	ARCON-a	AMC	A2	UNCLASSIFIED
UI	UNIT OF ISSUE	ARCON-a	AMC	A2	UNCLASSIFIED
UIPO	UNIT/INTERMEDIATE PACKAGE QUANTITY	ARCON-a	AMC	A6	UNCLASSIFIED
UPCB	UNIT PACKAGE CODE	ARCON-a	AMC	A5	UNCLASSIFIED
UPWT	UNIT PACKAGE WEIGHT	ARCON-a	AMC	A6	UNCLASSIFIED
COURSE ARRIVALS	NUMBER OF STUDENTS ARRIVING PER WEEK (52 WEEKS)	ATRS	DAMO-TRI	15	UNCLASSIFIED
COURSE ATTRITION	COURSE ATTRITION PER WEEK (52 WEEKS)	ATRS	DAMO-TRI	15	UNCLASSIFIED
COURSE GRADUATES (OCCURS 52 TIMES)	GRADUATES FROM COURSE PER WEEK (52 WEEKS IN MODEL)	ATRS	DAMO-TRI	15	UNCLASSIFIED
COURSE LENGTH - WEEKS	COURSE LENGTH IN WEEKS	ATRS	DAMO-TRI	13	UNCLASSIFIED
COURSE LENGTH- DAYS	COURSE LENGTH IN DAYS	ATRS	DAMO-TRI	12	UNCLASSIFIED
COURSE NUMBER	COURSE NUMBER	ATRS	DAMO-TRI	A25	UNCLASSIFIED

MOBREM DATA DICTIONARY

LIST OF ALL AVAILABLE DATA FROM MOBREM

VARIABLE NAME	VARIABLE DEFINITION	FILE OF ORIGIN	SOURCE	FORMAT	CLASS
MOS	MILITARY OCCUPATIONAL SPECIALTY CODE	ATRES	DAMO-TRI	A4	UNCLASSIFIED
PHASE	PHASE OF INSTRUCTION (ATRES)	ATRES	DAMO-TRI	A1	UNCLASSIFIED
PREMOBILIZATION LOAD	PREMOBILIZATION LOAD	ATRES	DCSPER	15	UNCLASSIFIED
RECORD TYPE	RECORD TYPE	ATRES	DAMO-TRI	A1	UNCLASSIFIED
SCHOOL CODE	SCHOOL CODE RECEIVED ON THE ATRES FILE	ATRES	DCSPER	A3	UNCLASSIFIED
SCHOOL NAME	COMPLETE SCHOOL NAME FROM THE ATRES FILE	ATRES	DCSPER	A43	UNCLASSIFIED
WEIGHTS OF ITEMS	WEIGHTS OF ITEMS IN UNIT EQUIP AVGWGT ON BASE OPS EQUIP		MOBREM	A4	UNCLASSIFIED
RECORD TYPE	1-UNIT EQUIPMENT CATEGORY 2-BASE OPS EQUIP CAT.	AVGWGT	MOBREM	A1	UNCLASSIFIED
UIC	UNIT IDENTIFICATION CODE FOR BASE OPERATIONS	BASEOPVIC	MOBREM	A6	UNCLASSIFIED
SERVICE ID NUMBER	SERVICE IDENTIFICATION NUMBER	CAT-TP-YON	MOBREM	15	UNCLASSIFIED
AMMO CATEGORY CODE	AMMUNITION CATEGORY CODE	CAT-TP-YON	MOBREM	12	UNCLASSIFIED
ITEM NUMBER	ITEM IDENTIFICATION NUMBER	CAT-TP-YON	MOBREM	15	UNCLASSIFIED
REQUIRED QUANTITY	QUANTITY OF AMMUNITION REQUIRED	CAT-TP-YON	MOBREM	110	UNCLASSIFIED
SCENARIO ID NUMBER	SCENARIO IDENTIFICATION NUMBER	CAT-TP-YON	MOBREM	15	UNCLASSIFIED
TIME PERIOD (1-27)	TIME PERIOD FOR AMMUNITION REQUIREMENTS	CAT-TP-YON	MOBREM	12	UNCLASSIFIED
CDS	CONTRACT DELIVERY SCHEDULE	CECON-a	AMC	15	UNCLASSIFIED
CONDCD	CONDITION CODE	CECON-a	AMC	A1	UNCLASSIFIED
DEPOT-A	DEPOT ASSETS ON HAND	CECON-a	AMC	A3	UNCLASSIFIED
DEPOT-B	DEPOT TO RECEIVE PROPERTY DUE IN	CECON-a	AMC	A3	UNCLASSIFIED
DLVOTY	DELIVERY SCHEDULE OF QUANTITY REQUIRED	CECON-a	AMC	19	UNCLASSIFIED
DODAC	DOD AMMUNITION CODE	CECON-a	AMC	A4	UNCLASSIFIED
LIN	LINE ITEM NUMBER	CECON-a	AMC	A6	UNCLASSIFIED
MNR	MOBILIZATION MATERIAL REQUIREMENTS	CECON-a	AMC	19	UNCLASSIFIED
OPCD	OWNERSHIP/PURPOSE CODE	CECON-a	AMC	A1	UNCLASSIFIED
OPTON	STOCK QUANTITY ON HAND	CECON-a	AMC	111	UNCLASSIFIED
RELSN	RELATED STOCK NUMBERS	CECON-a	AMC	A8	UNCLASSIFIED
SCN	SUPPLY CATEGORIES OF MATERIAL	CECON-a	AMC	A1	UNCLASSIFIED
SHFMT-DT	SHIPMENT DATE	CECON-a	AMC	15	UNCLASSIFIED
TOC	TYPE OF ON ORDER CODE OF EQUIPMENT	CECON-a	AMC	A2	UNCLASSIFIED
PRISH	PRIME STOCK NUMBER	CECON-a	AMC	A7	UNCLASSIFIED
VI	UNIT OF ISSUE	CECON-a	AMC	A2	UNCLASSIFIED
VIPO	UNIT/INTERMEDIATE PACKING QUANTITY	CECON-a	AMC	A6	UNCLASSIFIED

MOBREM DATA DICTIONARY

LIST OF ALL AVAILABLE DATA FROM MOBREM

VARIABLE NAME	VARIABLE DEFINITION	FILE OF ORIGIN	SOURCE	FORMAT	CLASS
UPCS	UNIT PACKAGE CODE	CECOM-n	AMC	A5	UNCLASSIFIED
UPWT	UNIT PACKAGE WEIGHT	CECOM-n	AMC	A6	UNCLASSIFIED
AMOUNT OF CONTRACTOR MEASURE	AMOUNT OF CONTRACTOR MEASURE ON EACH INSTALLATION	CONTRACT	MOBREM COMPUTATION	F9.0	UNCLASSIFIED
MOBREM INSTALLATION CODE	UNIQUE CODE GIVEN TO INSTALLATION AND USED FOR INPUT, COMPUTATIONS AND OUTPUT IN MOBREM RUN	CONTRACT	MOBREM COMPUTATION	A3	UNCLASSIFIED
DAY (0 TO 270)	DAY ON WHICH THERE IS CONTRACTOR SUPPORT AT INSTALLATION	CONTRACT	MOBREM INPUT	I3	UNCLASSIFIED
COURSE NUMBER	COURSE NUMBER OF COURSE DESCRIBED IN RECORD	CRSEXWLK	MOBREM COMPUTATION	A25	UNCLASSIFIED
MOBREM PERSONNEL TRAINING CATEGORY 1-39	MOBREM PERSONNEL TRAINING CATEGORY FOR EACH COURSE	CRSEXWLK	MOBREM CALCULATION	I2	UNCLASSIFIED
AMMUNITION INSTALLATION CODE	AMMUNITION INSTALLATION CODE / AMCCOM CODE	DRINST-CD	MOBREM COMPUTATION	I2	UNCLASSIFIED
DEPOT NAME	ACTUAL NAME OF DEPOT	DAINST-CD	MOBREM SUPPLIED	A23	UNCLASSIFIED
MAINTENANCE INSTALLATION CODE	MAINTENANCE INSTALLATION CODE / DESCOM CODE	DAINST-CD	MOBREM SUPPLIED	A4	UNCLASSIFIED
MOBREM INSTALLATION CODE	UNIQUE CODE GIVEN TO INSTALLATION AND USED FOR INPUT, COMPUTATIONS AND OUTPUT IN MOBREM RUN	DAINST-CD	MOBREM SUPPLIED	A3	UNCLASSIFIED
RIC	ROUTING IDENTIFIER CODE/DESCOM CODE. A CODE FOR DESCOM RECEIVING INSTALLATIONS.	DAINST-CD	MOBREM SUPPLIED	A3	UNCLASSIFIED
CLASS OF SUPPLY	CLASS OF SUPPLY OF ITEM IN DEPOT-A-aa	DEPOT-A-aa	AMC	I1	UNCLASSIFIED
RIC	ROUTING IDENTIFIER CODE/DESCOM CODE. A CODE FOR DESCOM RECEIVING INSTALLATIONS	DEPOT-A-aa	AMC	A3	UNCLASSIFIED
DODAC	DOD AMMO CODE	DEPOT-A-aa	AMC	A4	UNCLASSIFIED
TONS	TONS OF EACH DODAC OR LIN AT EACH AMC DEPOT	DEPOT-A-aa	AMC	I7	UNCLASSIFIED
LIN	LINE ITEM NUMBER	DEPOT-A-aa	AMC	A6	UNCLASSIFIED
AMMUNITION CATEGORY	AMMUNITION CATEGORY	DOD-AMMO-P	MOBREM COMPUTATION	I2	UNCLASSIFIED
DODAC	DOD AMMUNITION CODE	DOD-AMMO-P	AMC	A4	UNCLASSIFIED
WSC	WHOLESALE SUPPLY CATEGORY	DODACREF (UNAVAILABLE 8-86)	MOBREM COMPUTATION	I2	UNCLASSIFIED
DODAC	DOD AMMUNITION CODE	DODACREF (UNAVAILABLE 8-86)	AMC	A4	UNCLASSIFIED
AMMO CODE	AMMUNITION CODE	DODACREF (UNAVAILABLE 8-86)	AMC	A2	UNCLASSIFIED
ATONS	TONS OF SUPPLIES OR EQUIPMENT TO BECOME AVAILABLE TO AMCCOM THROUGH THE AMC DEPOT PRODUCTION PIPELINE	EISDATA		F9.3	UNCLASSIFIED

MOBREM DATA DICTIONARY

LIST OF ALL AVAILABLE DATA FROM MOBREM

VARIABLE NAME	VARIABLE DEFINITION	FILE OF ORIGIN	SOURCE	FORMAT	CLASS
DEPOT	DEPOT TO RECEIVE PROPERTY DUE IN	E19DATA	MOBREM COMPUTATION	A3	UNCLASSIFIED
I-TONS	TONS DUE-IN TO THE DEPOT	E19DATA	MOBREM COMPUTATION	17	UNCLASSIFIED
TIME PERIOD (1-27)	EACH TIME PERIOD REPRESENTS 10 DAYS IN THE MOBREM RUN	E19DATA	MOBREM COMPUTATION	12	UNCLASSIFIED
WSC	WHOLESALE SUPPLY CATEGORY	E19DATA	MOBREM COMPUTATION	12	UNCLASSIFIED
TIME PERIOD (1-27)	EACH TIME PERIOD REPRESENTS 10 DAYS IN THE MOBREM RUN	E20DATA	MOBREM CALCULATION	12	UNCLASSIFIED
TONS OF SUPPLIES AVAILABLE	TONS OF SUPPLIES AVAILABLE FROM PRODUCTION PIPELINE - DIRECT SHIPMENT (DOES NOT GO THROUGH AMC DEPOT)	E20DATA	MOBREM COMPUTATION	17	UNCLASSIFIED
WSC	WHOLESALE SUPPLY CATEGORY	E20DATA	MOBREM COMPUTATION	12	UNCLASSIFIED
TONS OF SUPPLY OR EQUIPMENT	TONS OF SUPPLY OR EQUIPMENT IN AMC MAINTAINENCE PIPELINE, BY INSTALLATION, WHOLESALE SUPPLY CATEGORY, AND TIME PERIOD	E21DATA	MOBREM COMPUTATION	17	UNCLASSIFIED
DEPOT	DEPOT TO RECEIVE PROPERTY DUE-IN	E21DATA	MOBREM COMPUTATION	A3	UNCLASSIFIED
TIME PERIOD (1-27)	EACH TIME PERIOD REPRESENTS 10 DAYS IN THE MOBREM RUN	E21DATA	MOBREM COMPUTATION	12	UNCLASSIFIED
WSC	WHOLESALE SUPPLY CATEGORY	E21DATA	MOBREM COMPUTATION	12	UNCLASSIFIED
TIME PERIOD (1-27)	EACH TIME PERIOD REPRESENTS 10 DAYS IN THE MOBREM RUN	EDINPUT-AR	MOBREM COMPUTATION	12	UNCLASSIFIED
LN WEIGHT IN POUNDS	WEIGHT OF LN IN POUNDS	EDITEDXWLK	MOBREM COMPUTATION	A4	UNCLASSIFIED
UNIT EQUIPMENT CATEGORY 9	PERMISSABLE UNIT EQUIPMENT CATEGORIES 11-15	EDITEDXWLK	MOBREM COMPUTATION	12	UNCLASSIFIED
BASE OPERATIONS EQUIP CATEGORY	BASE OPERATIONS EQUIPMENT CATEGORY	EDITEDXWLK	MOBREM COMPUTATION	12	UNCLASSIFIED
LN	LINE ITEM NUMBER	EDITEDXWLK	AMC	A6	UNCLASSIFIED
TRAINING EQUIP CAT 9	TRAINING EQUIPMENT CATEGORY NUMBER	EDITEDXWLK	MOBREM COMPUTATION	12	UNCLASSIFIED
WSC	WHOLESALE SUPPLY CATEGORY	EDITEDXWLK	MOBREM COMPUTATION	12	UNCLASSIFIED
LINE NUMBER	POSITION LINE NUMBER (TRADES)	EPIN-110NA	MOBREM COMPUTATION	A3	UNCLASSIFIED
TONS OF ASSETS	NON-AMMO ASSETS	EPIN-110NA	MOBREM COMPUTATION	17	UNCLASSIFIED
DRINST	AMC DEPOT CODE	EPIN-110NA	MOBREM COMPUTATION	A3	UNCLASSIFIED
WSC	WHOLESALE SUPPLY CATEGORY	EPIN-110NA	MOBREM COMPUTATION	2	UNCLASSIFIED
AMMO CAT	AMMUNITION CATEGORY	EPINPUT-AR	MOBREM DERIVED	12	UNCLASSIFIED

MOBREM DATA DICTIONARY

LIST OF ALL AVAILABLE DATA FROM MOBREM

VARIABLE NAME	VARIABLE DEFINITION	FILE OF ORIGIN	SOURCE	FORMAT	CLASS
TONS OF AMMO	TONS OF AMMUNITION AVAILABLE FOR EACH TIME PERIOD	EPINPUT-AR	MOBREM COMPUTATION	17	UNCLASSIFIED
RECORD TYPE	1-UNIT TO WHOLESALE SUPPLY CAT 2-BASE OPS TO WSC 3-TRAINING TO UNIT EQUIP CAT	EQCATYWLK	MOBREM CALCULATION	11	UNCLASSIFIED
BASE OPERATIONS EQUIP CATEGORY #	BASE OPERATIONS EQUIPMENT CATEGORY NUMBER	EQCATYWLK	MOBREM COMPUTATION	12	UNCLASSIFIED
TRAINING EQUIP CAT #	TRAINING EQUIPMENT CATEGORY NUMBER	EQCATYWLK	MOBREM COMPUTATION	12	UNCLASSIFIED
UNIT EQUIPMENT CATEGORY #	PERMISSIBLE CATEGORY NUMBERS - 1-15	EQCATYWLK	MOBREM CALCULATION	12	UNCLASSIFIED
WSC	WHOLESALE SUPPLY CATEGORY	EQCATYWLK	MOBREM COMPUTATION	12	UNCLASSIFIED
ADRL	AIR DATE READY TO LOAD	FMTB	DAMO-ODM	14	SECRET
AUTHORIZED STRENGTH	AUTHORIZED STRENGTH	FMTB	DAMO-ODM	15	SECRET
COMPO	COMPONENT CODE 1-ACTIVE ARMY C-ACTIVE AR 2-NAT. GUARD 3-ARMY RESERVE B-ACTIVE NATIONAL GUARD	FMTB	DAMO-ODM	11	SECRET
MBSAD	PLANNED MOB STATION ARRIVAL DATE-DAY AFTER N DAY UNIT TO BE AT MOB STATION	FMTB	DAMO-ODM	14	SECRET
MOB STATION LOCATION	3 CHARACTER REPRESENTATION OF MOBILIZATION STATION LOCATION	FMTB	DAMO-ODM	13	SECRET
MBSA	MOB STATION NAME	FMTB	DAMO-ODM	113	SECRET
OPERATING STRENGTH	OPERATING STRENGTH	FMTB	DAMO-ODM	15	SECRET
SDRL	SEA DATE READY TO LOAD DAY	FMTB	DAMO-ODM	14	SECRET
STRUCTURE STRENGTH	TOTAL PERSONNEL STRUCTURE STRENGTH- TOTAL NUMBER OF PERSONNEL REQUIRED FOR A SPECIFIC UNIT... IS WARTIME MTOE/TOA OF UNIT	FMTB	DAMO-ODM	15	SECRET
TPSN	TROOP PROGRAM SEQUENCE NUMBER-GROUPS UNITS BY MISSION, TYPE AND SIZE	FMTB	DAMO-ODM	15	SECRET
UIC	UNIT IDENTIFICATION CODE	FMTB	DAMO-ODM	16	SECRET
FUNCTION CODE	FUNCTION CODE	HSTEN-1NP	MOBREM COMPUTATION	15	UNCLASSIFIED
PROPORTION OF MANPOWER TO TRANSFER	PROPORTION OF MANPOWER TO TRANSFER TO HOST INSTALLATION (HOST/TENANT AGREEMENT)	HSTEN-1NP	MOBREM COMPUTATION	F4.2	UNCLASSIFIED
TENANT INSTALLATION CODE	INSTALLATION CODE OF TENANT OBTAINING SERVICES FROM HOST ON THIS RECORD	HSTEN-1NP	MOBREM COMPUTATION	13	UNCLASSIFIED
FUNCTION CODE	FUNCTION CODE	115DATA	MOBREM COMPUTATION	15	UNCLASSIFIED
LINE NUMBER	POSITION LINE NUMBER (TAADS)	115DATA	MOBREM COMPUTATION	13	UNCLASSIFIED

MOBREM DATA DICTIONARY

LIST OF ALL AVAILABLE DATA FROM MOBREM

VARIABLE NAME	VARIABLE DEFINITION	FILE OF ORIGIN	SOURCE	FORMAT	CLASS
PERCENT CIVILIAN PERSONNEL	PERCENT CIVILIAN PERSONNEL IN FUNCTION CODE DESCRIBED IN THIS RECORD	115DATA	MOBREM COMPUTATION	F4.3	UNCLASSIFIED
DAY (0 TO 270)	DAY DESCRIBED IN THIS RECORD	INDLN	MOBREM COMPUTATION	13	UNCLASSIFIED
IER INPROCESSING	IER INPROCESSING AT INSTALLATION DESCRIBED ON THIS RECORD	INDLN	MOBREM RCPAC.DAPE-P SM	A4(R)	UNCLASSIFIED
MOBDES INPROCESSING	INPROCESSING OF INDIVIDUAL MOB AUGMENTEES (IMA)	INDLN	MOBREM COMPUTATION	A4(R)	UNCLASSIFIED
MOBREM INSTALLATION CODE	UNIQUE CODE GIVEN TO INSTALLATION AND USED FOR INPUT, COMPUTATIONS AND OUTPUT IN MOBREM RUN	INDLN	MOBREM COMPUTATION	A3	UNCLASSIFIED
TRAINEES BY MOBREM PERSONNEL TRAIN CAP	TRAINEES BY MOBREM PERSONNEL TRAINING CATEGORY	INDLN	MOBREM COMPUTATION	A4(R)	UNCLASSIFIED
CAPACITY OF PRIMARY PRISON	CAPACITY OF PRIMARY PRISON	INSTDICT	MOBREM CALCULATION	14	UNCLASSIFIED
CAPACITY OF SECONDARY PRISON	CAPACITY OF SECONDARY PRISON	INSTDICT	MOBREM DERIVED	14	UNCLASSIFIED
AMC INSTALLATION FUNCTION CODE PREFIX	AMC INSTALLATION FUNCTION CODE PREFIX	INSTDICT	MOBREM DERIVED	19	UNCLASSIFIED
INSTALLATION COMMAND CODE	INSTALLATION COMMAND CODE	INSTDICT	MOBREM DETERMINED	A2	UNCLASSIFIED
INSTALLATION NAME FOR REPORTS	NAME OF INSTALLATION TO BE PRINTED ON REPORTS	INSTDICT	MOBREM DETERMINED	A25	UNCLASSIFIED
MOBREM INSTALLATION CODE	UNIQUE CODE GIVEN TO INSTALLATION AND USED FOR INPUT, COMPUTATIONS AND OUTPUT IN MOBREM RUN	INSTDICT	MOBREM DETERMINED	A3	UNCLASSIFIED
MOBREM INSTALLATION NAME	UNIQUE CODE GIVEN TO INSTALLATION AND USED FOR INPUT, COMPUTATIONS AND OUTPUT IN MOBREM RUN	INSTDICT	MOBREM DETERMINED	A9	UNCLASSIFIED
PROPORTION OF PCF INDIVIDUALS	PROPORTION OF PCF INDIVIDUALS AT INSTALLATION	INSTDICT	MOBREM COMPUTATION	F4.2	UNCLASSIFIED
TRADOC INTEGRATED CENTER INDICATOR	TRADOC INTEGRATED CENTER INDICATOR	INSTDICT	MOBREM DETERMINED	A1	UNCLASSIFIED
TRADOC SCHOOL INDICATOR	TRADOC SCHOOL INDICATOR CODE	INSTDICT	MOBREM DETERMINED	A1	UNCLASSIFIED
TRADOC TRAINING CENTER INDICATOR	0,1 OR Y ACCEPTABLE CODES	INSTDICT	MOBREM DETERMINED	A1	UNCLASSIFIED
NON MOBREM INSTALLATION NAME	NON MOBREM INSTALLATION NAME	INSTXWLK	FMTB.MYBSP.T A9 AADS		UNCLASSIFIED
IMA ARRIVING ON POST	IMA ARRIVING AT INSTALLATION	IER	MOBREM RCPAC.DAPE-P SM	15	UNCLASSIFIED
IER ARRIVING ON POST	IER REPORTING FOR DUTY AT INSTALLATION DESCRIBED ON THIS RECORD	IER	MOBREM RCPAC.DAPE-P SM	15	UNCLASSIFIED

MOBREM DATA DICTIONARY

LIST OF ALL AVAILABLE DATA FROM MOBREM

VARIABLE NAME	VARIABLE DEFINITION	FILE OF ORIGIN	SOURCE	FORMAT	CLASS
MOBREM INSTALLATION CODE	UNIQUE CODE GIVEN TO INSTALLATION AND USED FOR INPUT, COMPUTATIONS AND OUTPUT IN MOBREM RUN	IER	OCS,DAMO-FD	A3	UNCLASSIFIED
RETIREES ARRIVING ON POST	RETIREES ARRIVING ON POST	IER	DAMO-FDA	15	UNCLASSIFIED
LIN	LINE ITEM NUMBER	LIN-WEIGHT	AMC	A6	UNCLASSIFIED
NSN	NATIONAL STOCK NUMBER	LIN-WEIGHT	TAEDP	A13	UNCLASSIFIED
UI	UNIT OF ISSUE	LIN-WEIGHT	TAEDP	A2	UNCLASSIFIED
UP	UNIT PRICE	LIN-WEIGHT	TAEDP	F11.2	UNCLASSIFIED
WT	UNIT WEIGHT IN POUNDS	LIN-WEIGHT	TAEDP	F11.2	UNCLASSIFIED
NOMENCLATURE	DESCRIPTION OF LIN	LIN-WEIGHT	TAEDP	A21	UNCLASSIFIED
MACOM CODE	MACOM CODE	MACOM	MOBREM	A2	UNCLASSIFIED
RELATIVE POSITION OF WL NOMEN FILE	RELATIVE POSITION OF WL NOMENCLATURE FILE *INTEREST LEVEL*FIELDS (1-26())	MACOM	MOBREM	COMPUTATION 12	UNCLASSIFIED
INSTALLATION CODE	CODE ASSIGNED BY MOBREM TO IDENTIFY INSTALLATION	MED-SPPT	MOBREM	COMPUTATION A3	SECRET
INSTALLATION CODE OF INST PROV MED SPPT	INSTALLATION CODE OF INSTALLATION PROVIDING MEDICAL SUPPORT TO ANOTHER INSTALLATION	MED-SPPT	MOBREM	COMPUTATION A3	SECRET
NUMBER OF BARRACKS BEDS	NUMBER OF BARRACKS BEDS AVAILABLE FOR MEDICAL USE	MED-SPPT	MOBREM INPUT	15	SECRET
NUMBER OF HOSPITAL BEDS	NUMBER OF HOSPITAL BEDS AT INSTALLATION PROVIDING MEDICAL SUPPORT	MED-SPPT	MOBREM INPUT	15	SECRET
TIME PERIOD (1-27)	EACH TIME PERIOD REPRESENTS 10 DAYS IN THE MOBREM RUN	MED-SPPT	MOBREM	COMPUTATION 12	SECRET
CDS	CONTRACT DELIVERY SCHEDULE	NICON-a	AMC	15	UNCLASSIFIED
CONDOD	CONDITION CODE	NICON-a	AMC	A1	UNCLASSIFIED
DEPOT-A	DEPOT ASSETS ON HAND	NICON-a	AMC	A3	UNCLASSIFIED
DEPOT-B	DEPOT TO RECEIVE PROPERTY DUE IN	NICON-a	AMC	A3	UNCLASSIFIED
DLVOTY	DELIVERY SCHEDULE OF QUANTITY REQUIRED	NICON-a	AMC	19	UNCLASSIFIED
DODAC	DOD AMMUNITION CODE	NICON-a	AMC	A4	UNCLASSIFIED
LIN	LINE ITEM NUMBER	NICON-a	AMC	A6	UNCLASSIFIED
MOR	MOBILIZATION MATERIAL REQUIREMENTS	NICON-a	AMC	19	UNCLASSIFIED
OPCD	OWNERSHIP / PURPOSE CODE	NICON-a	AMC	A1	UNCLASSIFIED
PRISH	PRIME STOCK NUMBER	NICON-a	AMC	A7	UNCLASSIFIED
OPYON	STOCK QUANTITY ON HAND	NICON-a	AMC	111	UNCLASSIFIED
RELSN	RELATED STOCK NUMBER	NICON-a	AMC	A8	UNCLASSIFIED
SCM	SUPPLY CATEGORIES OF MATERIAL	NICON-a	AMC	A1	UNCLASSIFIED
SNPMT-DT	SHIPMENT DATE	NICON-a	AMC	15	UNCLASSIFIED
TOC	TYPE OF ON ORDER CODE OF EQUIPMENT	NICON-a	AMC	A2	UNCLASSIFIED
UI	UNIT OF ISSUE	NICON-a	AMC	A2	UNCLASSIFIED

MOBREM DATA DICTIONARY

LIST OF ALL AVAILABLE DATA FROM MOBREM

VARIABLE NAME	VARIABLE DEFINITION	FILE OF ORIGIN	SOURCE	FORMAT	CLASS
VIPO	UNIT/INTERMEDIATE PACKAGE QUANTITY	NICOM-n	AMC	A6	UNCLASSIFIED
UPCS	UNIT PACKAGE CUBE	NICOM-n	AMC	A5	UNCLASSIFIED
UPWT	UNIT PACKAGE WEIGHT	NICOM-n	AMC	A6	UNCLASSIFIED
MILITARY STRUCTURE STRENGTH REQUIRED	REQUIRED MILITARY STRUCTURE STRENGTH	UNITWOPARM	MOBREM	A4(1)	SECRET
MOBREM PERSONNEL TRAINING CATEGORY 1-39	MOBREM PERSONNEL TRAINING CATEGORY FOR EACH COURSE	MOSIVLK	MOBREM	12	UNCLASSIFIED
MOS	MILITARY OCCUPATIONAL SPECIALITY CODE	MOSIVLK	MOBREM	A4	UNCLASSIFIED
AFD	ARMY FUNCTIONAL DICTIONARY CODE	MPMRALL	MOBREM	A4	CONFIDENTIAL
CMB	COMMAND	MPMRALL	MOBREM	A2	CONFIDENTIAL
COMPO	COMPONENT CODE-IDENTIFIES DUTY STATUS OF UNIT	MPMRALL	MOBREM	11	CONFIDENTIAL
FUNCTION CODE	FUNCTION CODE	MPMRALL	MOBREM	A5	CONFIDENTIAL
ID	IDENTITY (MILITARY, CIVILIAN, RETIRES)	MPMRALL	MOBREM	A1	CONFIDENTIAL
LINE NUMBER	POSITION LINE NUMBER (TAADS)	MPMRALL	MOBREM	13	CONFIDENTIAL
MOBREM INSTALLATION CODE	UNIQUE CODE GIVEN TO INSTALLATION AND USED FOR INPUT, COMPUTATIONS AND OUTPUT IN MOBREM RUN	MPMRALL	MOBREM	A3	CONFIDENTIAL
PARAGRAPH	PARAGRAPH NUMBER (TAADS)	MPMRALL	MOBREM	A4	CONFIDENTIAL
PARAGRAPH TITLE	PARAGRAPH TITLE (TAADS)	MPMRALL	MOBREM	A21	CONFIDENTIAL
POSITION TITLE	POSITION TITLE	MPMRALL	MOBREM	A19	CONFIDENTIAL
REPCO	REPORT CODE-IDENTIFIES IF ARMY TDA UNITS CONTINUE OR DEACTIVATE ON MOBILIZATION	MPMRALL	MOBREM	A1	CONFIDENTIAL
REQUIRED STRENGTH	REQUIRED STRENGTH	MPMRALL	MOBREM	15	CONFIDENTIAL
VIC	UNIT IDENTIFICATION CODE	MPMRALL	MOBREM	A6	CONFIDENTIAL
UNIT DESIGNATION	UNIT DESIGNATION	MPMRALL	MOBREM	A25	CONFIDENTIAL
INSTALLATION NUMBER	UNIQUE NUMBER FOR THIS INSTALLATION	MRIDD	MOBREM	13	CONFIDENTIAL
TIME PERIOD (1-27)	EACH TIME PERIOD REPRESENTS 10 DAYS IN THE MOBREM RUN	MRIDD	MOBREM	12	CONFIDENTIAL
VALUE	VALUE	MRIDD	MOBREM	A4	CONFIDENTIAL
ALAD	AIR LOAD DATE	MTBSP	FORS COM	A4	SECRET
ANAME	ABBREVIATED ORGANIZATION NAME- INCLUDES UNIT # AND SHORT NAME DESIGNATION	MTBSP	FORS COM	A30	SECRET

MOBREM DATA DICTIONARY

LIST OF ALL AVAILABLE DATA FROM MOBREM

VARIABLE NAME	VARIABLE DEFINITION	FILE OF ORIGIN	SOURCE	FORMAT	CLASS
APOE ARMY	AIRPORT OF EMBARKATION ARMY DESIGNATION	NTBSP	FORSKOM	A1	SECRET
APOE STATE	STATE IN WHICH AIRPORT OF EMBARKATION IS LOCATED	NTBSP	FORSKOM	A2	SECRET
APOE STATION	AIRPORT OF EMBARKATION STATION	NTBSP	FORSKOM	A9	SECRET
APOEGEO	GEOGRAPHIC LOCATION OF AIRPORT OF EMBARKATION	NTBSP	FORSKOM	A4	SECRET
ASGMT	COMMAND ASSIGNMENT CODE	NTBSP	FORSKOM	A2	SECRET
COMPO	COMPONENT CODE IDENTIFIES DUTY STATUS OF UNIT	NTBSP	FORSKOM	I1	SECRET
FSF FLAG	GENERAL SUPPORT FLAG	NTBSP	FORSKOM	A1	SECRET
GCC	GAINING COMMAND CODE	NTBSP	FORSKOM	A3	SECRET
GELNO	HOME GEOGRAPHIC LOCATION CODE	NTBSP	FORSKOM	A4	SECRET
HOSTA	HOME STATION NAME- WHERE UNIT IS LOCATED DURING PEACETIME	NTBSP	FORSKOM	A13	SECRET
MBARMY	MOBILIZATION ARMY	NTBSP	FORSKOM	A1	SECRET
MBCMD	MOBILIZATION COMMAND	NTBSP	FORSKOM	A2	SECRET
MBGEOLOC	GEOGRAPHIC LOCATION OF MOBILIZATION STATION	NTBSP	FORSKOM	A4	SECRET
MBODD	MOB ORIGIN DEPARTURE DATE	NTBSP	FORSKOM	A4	SECRET
MBSTATE	STATE IN WHICH MOBILIZATION STATION IS LOCATED	NTBSP	FORSKOM	A2	SECRET
MDATE	DAY AFTER M-DAY ORGANIZATION IS PROJECTED TO MOBILIZE	NTBSP	FORSKOM	A4	SECRET
MBSAD	PLANNED MOB STATION ARRIVAL DATE-DAY AFTER M DAY UNIT TO BE AT MOB STATION	NTBSP	FORSKOM	A4	SECRET
MBSTA	MOBILIZATION STATION NAME	NTBSP	FORSKOM	A13	SECRET
OBFC	OBJECTIVE FORCE CODE	NTBSP	FORSKOM	A2	SECRET
EDYLD	READY TO LOAD DATE	NTBSP	FORSKOM	A4	SECRET
EOBCO	REQUIREMENTS OBJECTIVE CODE-IDENTIFIES UNIT AS PART OF SPECIFIC FORCE GROUPING	NTBSP	FORSKOM	A4	SECRET
SDRL	SEA DATE READY TO LOAD DAY	NTBSP	FORSKOM	A4	SECRET
SLAD	SEA DATE READY TO LOAD DAY	NTBSP	FORSKOM	A4	SECRET
SPOE ARMY	SEAPORT OF EMBARKATION ARMY	NTBSP	FORSKOM	A1	SECRET
SPOE GEOLOC	GEOGRAPHIC LOCATION OF SEAPORT OF EMBARKATION	NTBSP	FORSKOM	A4	SECRET
SPOE STATE	STATE OF SEAPORT OF EMBARKATION	NTBSP	FORSKOM	A2	SECRET
SEC	STANDARD REQUIREMENT CODE - IDENTIFIES UNIT BASIC TOE OR MTOE	NTBSP	FORSKOM	A12	SECRET
TPSN	TROOP PROGRAM SEQUENCE NUMBER - GROUPS UNITS BY MISSION, TYPE AND SIZE	NTBSP	FORSKOM	A5	SECRET
UTC	UNIT IDENTIFICATION CODE	NTBSP	FORSKOM	A6	SECRET
ARMYH	ARMY OF HOME STATION	MVT FILE	NTBSP.FMVB.T AADS	A1	SECRET

MOBREM DATA DICTIONARY

LIST OF ALL AVAILABLE DATA FROM MOBREM

VARIABLE NAME	VARIABLE DEFINITION	FILE OF ORIGIN	SOURCE	FORMAT	CLASS
COMPO	COMPONENT CODE-IDENTIFIES DUTY STATUS OF UNIT	NAVY FILE	FMTD, NTBSP.	F 11 AADS	SECRET
ADRL	AIR DATE READY TO LOAD	NAVY FILE	NTBSP, FMTD.	F A4 AADS	SECRET
ANAME	ABBREVIATED ORGANIZATION NAME-INCLUDES UNIT # AND DESIG FOR TOE/NTOE UNITS	NAVY FILE	FMTD, NTBSP.	F A30 AADS	SECRET
APLOC	AIR PORT OF EMBARKATION	NAVY FILE	NTBSP, FMTD.	F A4 AADS	SECRET
APSTA	AIRPORT OF EMBARKATION STATION	NAVY FILE	NTBSP, FMTD.	F A13 AADS	SECRET
ARMYA	ARMY OF APSTA	NAVY FILE	NTBSP, FMTD.	F A1 AADS	SECRET
ARMYN	ARMY OF MOB STATION	NAVY FILE	NTBSP, FMTD.	F A1 AADS	SECRET
ARMYS	ARMY OF STSTA	NAVY FILE	NTBSP, FMTD.	F A1 AADS	SECRET
ASGMT	COMMAND ASSIGNMENT CODE	NAVY FILE	NTBSP, FMTD.	F A2 AADS	SECRET
ASTNM	AIRPORT OF EMBARKATION STATION NAME	NAVY FILE	NTBSP, TAADS.	A9 FMTD	SECRET
AVAGR	AUTHORIZED STRENGTH (OFF/WO/ENL)	NAVY FILE	NTBSP, FMTD.	F 15 AADS	SECRET
AUCIV	AUTHORIZED CIVILIAN STRENGTH	NAVY FILE	NTBSP, FMTD.	F 15 AADS	SECRET
AVENL	AUTHORIZED ENLISTED PERSONNEL	NAVY FILE	NTBSP, FMTD.	F 15 AADS	SECRET
AVOFF	AUTHORIZED OFFICERS	NAVY FILE	NTBSP, FMTD.	F 15 AADS	SECRET
AVUOFF	AUTHORIZED WARRANT OFFICERS	NAVY FILE	NTBSP, FMTD.	F 15 AADS	SECRET
BRNCH	BRANCH OF THE ARMED FORCES	NAVY FILE	NTBSP, FMTD.	F A2 AADS	SECRET
CARSS	COMBAT ARMS REGIMENTAL SYSTEM CODE ASSIGNED TO COMBAT & COMBAT SUPPORT UNITS.	NAVY FILE	NTBSP, FMTD.	F A2 AADS	SECRET
DFPC	DESCRIPTION OF UNIT (TOE)	NAVY FILE	FMTD	A2	SECRET
DESC	DESCRIPTION OF UNIT (TOE)	NAVY FILE	NTBSP, FMTD.	F A15 AADS	SECRET
DPARA	DEPLOYMENT AREA	NAVY FILE	NTBSP, TAADS.	A1 FMTD	SECRET
EDATE	EFFECTIVE DATE ON WHICH AN APPROVED ACTION IS APPLICABLE TO A UNIT	NAVY FILE	NTBSP, FMTD.	F A6 AADS	SECRET
FVLC	GAINING COMMAND CODE	NAVY FILE	FMTD	A5	SECRET
GCC	GAINING COMMAND CODE	NAVY FILE	NTBSP, FMTD.	F A3 AADS	SECRET
HOSTA	HOME STATION NAME- WHERE UNIT IS STATIONED DURING PEACETIME	NAVY FILE	NTBSP, FMTD.	F A13 AADS	SECRET

MOBREM DATA DICTIONARY

LIST OF ALL AVAILABLE DATA FROM MOBREM

VARIABLE NAME	VARIABLE DEFINITION	FILE OF ORIGIN	SOURCE	FORMAT	CLASS
HOSTNM	HOST STATION	MUT FILE	MTBSP.FMTB.T A9 AADS		SECRET
LOCAC	LOCATION CODE	MUT FILE	MTBSP.FMTB.T A9 AADS		SECRET
MBCMD	MOBILIZATION COMMAND	MUT FILE	MTBSP.FMTB.T A2 AADS		SECRET
MBLCC	MOBILIZATION LOCATION CODE	MUT FILE	MTBSP.FMTB.T A4 AADS		SECRET
MBOOD	MOB ORIGIN DEPARTURE DATE	MUT FILE	MTBSP.FMTB.T A4 AADS		SECRET
MBSAD	PLANNED MOBILIZATION STATION ARRIVAL DATE -DAY AFTER N DAY UNIT TO BE AT MOB STA	MUT FILE	MTBSP.FMTB.T A4 AADS		SECRET
MBSYA	MOBILIZATION STATION FOR UNIT	MUT FILE	MTBSP.FMTB.T A13 AADS		SECRET
MDATE	DAY AFTER N DAY THAT ORGANIZATION IS TO BE MOBILIZED	MUT FILE	MTBSP.FMTB.T A4 AADS		SECRET
MSTNM	MOBILIZATION STATION NAME	MUT FILE	MTBSP.FMTB.T A9 AADS		SECRET
OPAGR	OPERATIONS AGGREGATE STRENGTH (OFF/WO/EHL)	MUT FILE	MTBSP.FMTB.T 15 AADS		SECRET
OPCIV	OPERATING STRENGTH CIVILIANS	MUT FILE	MTBSP.FMTB.T 15 AADS		SECRET
OPENL	OPERATING STRENGTH ENLISTED PERSONNEL	MUT FILE	MTBSP.FMTB.T 15 AADS		SECRET
OPOFF	OPERATING STRENGTH OFFICERS	MUT FILE	MTBSP.FMTB.T 15 AADS		SECRET
OPWOF	OPERATING STRENGTH WARRANT OFFICERS	MUT FILE	MTBSP.FAADS. 15 FMTB		SECRET
RDYLD	READY TO LOAD DATE	MUT FILE	MTBSP.FMTB.T A4 AADS		SECRET
REPCO	REPORT CODE-IDENTIFIES WHETHER TDA UNITS CONTINUE OR DEACTIVATE ON MOBILIZATIO	MUT FILE	MTBSP.FMTB.T A1 AADS		SECRET
ROBCO	IDENT UNIT AS PART OF FORCE GROUPING BASED ON CONTINGENCY PLAN ASSIGNMENT,ETC	MUT FILE	MTBSP.FMTB.T A4 AADS		SECRET
SDEL	SEA DATE READY TO LOAD DAY	MUT FILE	MTBSP.FMTB.T A4 AADS		SECRET
SLAD	SEA DATE READY TO LOAD DATE	MUT FILE	MTBSP.FMTB.T A4 AADS		SECRET
SPLOC	SEAPORT LOCATION	MUT FILE	MTBSP.FMTB.T A4 AADS		SECRET
SPSYA	SEAPORT OF EMBARKATION STATION	MUT FILE	MTBSP.FMTB.T A13 AADS		SECRET
SEC	STANDARD REQUIREMENT CODE-IDENTIFIES UNIT BASIC TOE OR MTOE	MUT FILE	MTBSP.FMTB.T 12 AADS		SECRET

MOBREM DATA DICTIONARY

LIST OF ALL AVAILABLE DATA FROM MOBREM

VARIABLE NAME	VARIABLE DEFINITION	FILE OF ORIGIN	SOURCE	FORMAT	CLASS
SSTNM	SEAPORT OF EMBARKATION STATION NAME	NAVY FILE	NTBSP, FMTB, T AADS	19	SECRET
STAGR	STRUCTURE AGGREGATE STRENGTH (OFF/WO/ENL)	NAVY FILE	NTBSP, FMTB, T AADS	15	SECRET
STATA	STATE OF AIRPORT OF EMBARKATION STATION	NAVY FILE	NTBSP, FMTB, T AADS	12	SECRET
STATH	STATE OF HOME STATION	NAVY FILE	NTBSP, FMTB, T AADS	12	SECRET
STATS	STATE OF SEAPORT OF EMBARKATION SITE	NAVY FILE	NTBSP, FMTB, T AADS	12	SECRET
STCIV	CIVILIAN STRENGTH STRUCTURE	NAVY FILE	NTBSP, FMTB, T AADS	15	SECRET
STENL	ENLISTED STRENGTH STRUCTURE	NAVY FILE	NTBSP, FMTB, T AADS	15	SECRET
STOFF	OFFICER STRENGTH STRUCTURE	NAVY FILE	NTBSP, FMTB, T AADS	15	SECRET
STWOF	WARRANT OFFICER STRENGTH STRUCTURE	NAVY FILE	NTBSP, FMTB, T AADS	15	SECRET
TPSN	TROOP PROGRAM SEQUENCE NUMBER - GROUPS UNITS BY MISSION, TYPE AND SIZE	NAVY FILE	NTBSP, FMTB, T AADS	15	SECRET
UIC	UNIT IDENTIFICATION CODE	NAVY FILE	NTBSP, FMTB, T AADS	16	SECRET
UNR	UNIT NUMBER	NAVY FILE	NTBSP, FMTB, T AADS	14	SECRET
ALAD	AIR LOAD DATE	NAVY FILE	NTBSP, FMTB, T AADS	14	SECRET
BEGINNING DAY OF SHIPPING PERIOD	BEGINNING DAY OF SHIPPING PERIOD (+/-) RELATIVE TO X-DAY (EITHER M DAY OR D DAY)	NONUNITIDS	MOBREM COMPUTATION	14	UNCLASSIFIED
CONTROL LEVEL	NON-UNIT IDENTIFIER	NONUNITIDS	MOBREM COMPUTATION	16	UNCLASSIFIED
DURATION OF SHIPPING PERIOD IN DAYS	LENGTH OF SHIPPING PERIOD EXPRESSED IN DAYS	NONUNITIDS	MOBREM COMPUTATION	13	UNCLASSIFIED
RELATIVE TO X DAY	M (FOR M DAY) OR D (FOR D DAY) ARE THE ONLY ACCEPTABLE CODES	NONUNITIDS	MOBREM COMPUTATION	11	UNCLASSIFIED
SCENARIO SELECTOR CODE	SCENARIO SELECTOR CODE	NONUNITIDS	MOBREM COMPUTATION	11	UNCLASSIFIED
USAGE CODE	USAGE CODE	NONUNITIDS	MOBREM COMPUTATION	11	UNCLASSIFIED
FUNCTION CODE	FUNCTION CODE	POSCOV-IMP	MOBREM COMPUTATION	15	UNCLASSIFIED
MOBREM INSTALLATION CODE	UNIQUE CODE GIVEN TO INSTALLATION AND USED FOR INPUT, COMPUTATIONS AND OUTPUT IN MOBREM RUN	POSCOV-IMP	MOBREM COMPUTATION	13	UNCLASSIFIED
NUMBER OF DAYS/WEEK POSITION IS COVERED	NUMBER DAYS IN A WEEK IN WHICH A POSITION IS FILLED BY PERSONNEL	POSCOV-IMP	MOBREM PARAMETER	11	UNCLASSIFIED

MOBREM DATA DICTIONARY

LIST OF ALL AVAILABLE DATA FROM MOBREM

VARIABLE NAME	VARIABLE DEFINITION	FILE OF ORIGIN	SOURCE	FORMAT	CLASS
NUMBER OF HRS DAY POSITION IS COVERED	NUMBER OF HOURS EACH DAY THAT POSITION IS COVERED, STAFFED	POSCOV-IMP	MOBREM INPUT	I2	UNCLASSIFIED
TIME PERIOD (1-27)	EACH TIME PERIOD REPRESENTS 10 DAYS IN THE MOBREM RUN	POSCOV-IMP	MOBREM COMPUTATION	A2	UNCLASSIFIED
DAY (0 TO 270)	DAY DESCRIBED IN THIS RECORD	POW	MOBREM COMPUTATION	I3	UNCLASSIFIED
MOBREM INSTALLATION CODE	UNIQUE CODE GIVEN TO INSTALLATION AND USED FOR INPUT, COMPUTATIONS AND OUTPUT IN MOBREM RUN	POW	MOBREM COMPUTATION	A3	UNCLASSIFIED
NUMBER OF POW ON POST	NUMBER OF PRISONERS OF WAR ON POST (FOREIGN PERSONNEL)	POW	MOBREM COMPUTATION	I5	UNCLASSIFIED
FUNCTION CODE	FUNCTION CODE	PREDET-IMP	MOBREM COMPUTATION	A5	UNCLASSIFIED
NUMBER OF PERSONS REQUIRED	NUMBER OF PERSONS REQUIRED TO STAFF THE FUNCTION DESCRIBED IN THIS RECORD	PREDET-IMP	MOBREM COMPUTATION	I5	UNCLASSIFIED
TIME PERIOD (1-27)	EACH TIME PERIOD REPRESENTS 10 DAYS IN THE MOBREM RUN	PREDET-IMP	MOBREM COMPUTATION	I2	UNCLASSIFIED
MOBREM INSTALLATION CODE	UNIQUE CODE GIVEN TO INSTALLATION AND USED FOR INPUT, COMPUTATIONS AND OUTPUT IN MOBREM RUN	PREDET-IMP	MOBREM COMPUTATION	A3	UNCLASSIFIED
REPCO	REPORT CODE - IDENTIFIES IF TDA UNITS CONTINUE OR DEACTIVATE ON MOBILIZATION	EDCDTAADS	MOBREM COMPUTATION	A1	CONFIDENTIAL
AUTHORIZED QUANTITY	AUTHORIZED QUANTITY OF EQUIPMENT	EDCDTAADS	MOBREM COMPUTATION	I4	CONFIDENTIAL
COMMAND CODE	COMMAND CODE	EDCDTAADS	MOBREM COMPUTATION	A2	CONFIDENTIAL
COMPO	COMPONENT CODE-1-ACTIVE ARMY 2-NATIONAL GUARD 3-AE C-ACTIVE AR B-NATIONAL GUARD	EDCDTAADS	MOBREM COMPUTATION	I1	CONFIDENTIAL
LIN	LINE ITEM NUMBER	EDCDTAADS	MOBREM COMPUTATION	A6	CONFIDENTIAL
LOCCO	LOCATION CODE	EDCDTAADS	MOBREM COMPUTATION	A3	CONFIDENTIAL
REQUIRED QUANTITY	REQUIRED QUANTITY	EDCDTAADS	MOBREM COMPUTATION	I4	CONFIDENTIAL
STACO	STATION CODE	EDCDTAADS	MOBREM COMPUTATION	A5	CONFIDENTIAL
STWNN	STATION NAME	EDCDTAADS	MOBREM COMPUTATION	A9	CONFIDENTIAL
VIC	UNIT IDENTIFICATION CODE	EDCDTAADS	MOBREM COMPUTATION	A6	CONFIDENTIAL
UNIT DESIGNATION	UNIT DESIGNATION	EDCDTAADS	MOBREM COMPUTATION	A21	CONFIDENTIAL

MOBREM DATA DICTIONARY

LIST OF ALL AVAILABLE DATA FROM MOBREM

VARIABLE NAME	VARIABLE DEFINITION	FILE OF ORIGIN	SOURCE	FORMAT	CLASS
CONTROL LEVEL	NON UNIT IDENTIFIER	ELLDNONVN	MOBREM COMPUTATION	A6	CONFIDENTIAL
COUNTS OF EQUIP ON HAND	AMOUNT OF EQUIPMENT ON HAND	ELLDNONVN	MOBREM COMPUTATION	A4(R)	CONFIDENTIAL
COUNTS OF EQUIP REQUIRED	AMOUNT OF EQUIPMENT REQUIRED	ELLDNONVN	MOBREM COMPUTATION	A4(R)	CONFIDENTIAL
USAGE CODE	USAGE CODE	ELLDNONVN	MOBREM COMPUTATION	A1	CONFIDENTIAL
DAY (0 TO 270)	DAY DESCRIBED IN THIS RECORD	ENC	MOBREM COMPUTATION	I3	UNCLASSIFIED
MOBREM INSTALLATION CODE	UNIQUE CODE GIVEN TO INSTALLATION AND USED FOR INPUT, COMPUTATIONS AND OUTPUT IN MOBREM RUN	ENC	MOBREM COMPUTATION	A3	UNCLASSIFIED
RETURNING NONCOMBATANTS ON POST	RETURNING NON COMBATANTS AT INSTALLATION	ENC	MOBREM INPUT	A4(R)	UNCLASSIFIED
WHOLESALE SUPPLY CATE- GONOMENCLATURE	DEFINATION-DESCRIPTION OF WHOLESALE SUPPLY CATEGORY	IPYDCHOMEN	MOBREM COMPUTATION	A17	UNCLASSIFIED
EQUIPMENT CATEGORY	BO- CAT 1-18 TE- CAT 1-33 AM-CAT 1-6	EQMTEQINT	MOBREM COMPUTATION	A2	UNCLASSIFIED
EQUIPMENT TYPE	BO- BASE OPS EQUIPMENT, TE-TRAINING EQUIPMENT, AM - AMMO	EQMTEQINT	MOBREM COMPUTATION	A2	UNCLASSIFIED
EQUATION CONSTANT FOR A TYPE RECORD	"A" TYPE RECORD IS EQUATION CONSTANT, "B" TYPE RECORD IS COEFF/ARGUMENT PAIRS.	EQMTEQINT	MOBREM COMPUTATION	F9.0	UNCLASSIFIED
COEFFICIENT(FOR WORKLOAD)	COEFFICIENT FOR WORKLOAD COMPUTATION WHEN RECORD TYPE ="B"	EQMTEQINT	MOBREM COMPUTATION	F9.0	UNCLASSIFIED
RECORD TYPE	A - EQUATION CONSTANT, B- COEFF/ARGUMENT PAIRS	EQMTEQINT	MOBREM COMPUTATION	A1	UNCLASSIFIED
CATEGORY NUMBER FOR DIRECT ASSIGNMENT	CATEGORY NUMBER FOR DIRECT ASSIGNMENT	SEPCNTRL	MOBREM COMPUTATION	I2	UNCLASSIFIED
RECORD TYPE	ACCEPTABLE TYPES ARE A,B,C,O,E,X	SEPCNTRL	MOBREM COMPUTATION	A1	UNCLASSIFIED
SSN	STANDARD STOCK NUMBER	SEQ LIN TO EQUIP CAT IWLK	MOBREM	A4	UNCLASSIFIED
UNIT EQUIPMENT CATEGORY #	UNIT EQUIPMENT CATEGORY NUMBER	SEQ LIN TO EQUIP CAT IWLK	MOBREM CALCULATION	I2	UNCLASSIFIED
BASE OPERATIONS EQUIPMENT CATEGORY #	BASE OPERATIONS EQUIPMENT CATEGORY NUMBER	SEQ LIN TO EQUIP CAT IWLK FILE	MOBREM CALCULATION	I2	UNCLASSIFIED
LIN	LINE ITEM NUMBER	SEQ LIN TO EQUIP CAT IWLK FILE	MOBREM CALCULATION	A6	UNCLASSIFIED
LIN NOMENCLATURE	DESCRIPTION OF LINE ITEM NUMBER	SEQ LIN TO EQUIP CAT IWLK FILE	MOBREM CALCULATION	A22	UNCLASSIFIED
LIN WEIGHT	WEIGHT OF LINE ITEM NUMBER DESCRIBED IN RECORD	SEQ LIN TO EQUIP CAT IWLK FILE	MOBREM CALCULATION	F8.2	UNCLASSIFIED
BICC	REPORTABLE ITEM CONTROL NUMBER	SEQ LIN TO EQUIP CAT IWLK FILE	MOBREM CALCULATION	A1	UNCLASSIFIED

MOBREM DATA DICTIONARY

LIST OF ALL AVAILABLE DATA FROM MOBREM

VARIABLE NAME	VARIABLE DEFINITION	FILE OF ORIGIN	SOURCE	FORMAT	CLASS
TRAINING EQUIP CAT #	TRAINING EQUIPMENT CATEGORY NUMBER	SKO LIN TO EQUIP CAT TWLK FILE	MOBREM CALCULATION	12	UNCLASSIFIED
SPOE STATION DAY (0 TO 270)	SEAPORT OF EMBARKATION STATION DAY DESCRIBED IN THIS RECORD	WTBSP STUDENTS	FOBSCOM MOBREM	A9 13	SECRET UNCLASSIFIED
MOBREM INSTALLATION CODE	UNIQUE CODE GIVEN TO INSTALLATION AND USED FOR INPUT, COMPUTATIONS AND OUTPUT IN MOBREM RUN	STUDENTS	MOBREM COMPUTATION	A3	UNCLASSIFIED
NUMBER OF TRAINEES IN CAT 41 (RECPT STA)	NUMBER OF TRAINEES IN CATEGORY 41 - RECEPTION STATION	STUDENTS	MOBREM COMPUTATION	A4	UNCLASSIFIED
TRAINEES BY MOBREM PERSONNEL TRAIN CAT	TRAINEES BY MOBREM PERSONNEL TRAINING CATEGORY	STUDENTS	MOBREM COMPUTATION	A4(2)	UNCLASSIFIED
REQUIRED STRENGTH CMD	REQUIRED STRENGTH COMMAND	TAADS EXTRACT TAPE	DAMO-ODM	15 A2	UNCLASSIFIED UNCLASSIFIED
LINE NUMBER	POSITION LINE NUMBER (TAADS)	TAADS EXTRACT TAPE	OCS, DAMO-FD	A3	UNCLASSIFIED
VIC	UNIT IDENTIFICATION CODE	TAADS EXTRACT TAPE	DAMO-ODM	A6	UNCLASSIFIED
UNIT DESIGNATION AFD	UNIT DESIGNATION ARMY FUNCTIONAL DICTIONARY CODE	TAADS EXTRACT TAPE	DAMO-ODM	A25 A4	UNCLASSIFIED UNCLASSIFIED
ID	IDENTITY (MILITARY, CIVILIAN, RETIRES)	TAADS EXTRACT TAPE	DAMO-ODM	A1	UNCLASSIFIED
PARAGRAPH PARAGRAPH TITLE	PARAGRAPH NUMBER (TAADS) PARAGRAPH TITLE (TAADS)	TAADS EXTRACT TAPES	DAMO-ODM	A4 A21	UNCLASSIFIED UNCLASSIFIED
POSITION TITLE	POSITION TITLE	TAADS EXTRACT TAPES	DAMO-ODM	19	UNCLASSIFIED
AUCIV	AUTHORIZED CIVILIANS	TAADS PERSONNEL	DAMO-ODM	15	UNCLASSIFIED
AUENL	AUTHORIZED ENLISTED PERSONNEL	TAADS PERSONNEL	DAMO-ODM	15	UNCLASSIFIED
AUOFF	AUTHORIZED OFFICERS	TAADS PERSONNEL	DAMO-ODM	15	UNCLASSIFIED
AUWOF	AUTHORIZED WARRANT OFFICERS	TAADS PERSONNEL	DAMO-ODM	15	UNCLASSIFIED
CAC		TAADS PERSONNEL	DAMO-ODM	A2	UNCLASSIFIED
COMPO	COMPONENT CODE- IDENTIFIES DUTY STATUS OF UNIT	TAADS PERSONNEL	DAMO-ODM	11	UNCLASSIFIED
LOCCO	LOCATION CODE	TAADS PERSONNEL	DAMO-ODM	A3	UNCLASSIFIED
REPCO	REPORT CODE - INDICATES IF TDA UNITS CONTINUE OR DEACTIVATE ON MOBILIZATION	TAADS PERSONNEL	DAMO-ODM	A1	UNCLASSIFIED
REQUIRED CIVILIANS	NUMBER OF CIVILIANS REQUIRED	TAADS PERSONNEL	DAMO-ODM	15	UNCLASSIFIED
REQUIRED OFFICERS	NUMBER OF OFFICERS REQUIRED	TAADS PERSONNEL	DAMO-ODM	15	UNCLASSIFIED
REQUIRED WARRANT OFFICERS	REQUIRED WARRANT OFFICERS	TAADS PERSONNEL	DAMO-ODM	15	UNCLASSIFIED
SPACO	STATION CODE	TAADS PERSONNEL	DAMO-ODM	A5	UNCLASSIFIED
STW	STATION NAME	TAADS PERSONNEL	DAMO-ODM	A9	UNCLASSIFIED
UNIT DESIGNATION	UNIT DESIGNATION	TAADS PERSONNEL	DAMO-ODM	A21	UNCLASSIFIED
VIC	UNIT IDENTIFICATION CODE	TAADS PERSONNEL	DAMO-ODM	A6	UNCLASSIFIED
CDS	CONTRACT DELIVERY SCHEDULE	TACOM-n	AMC	15	UNCLASSIFIED
CONDCD	CONDITION CODE	TACOM-n	AMC	A1	UNCLASSIFIED
DEPOT-A	DEPOT ASSETS ON HAND	TACOM-n	AMC	A3	UNCLASSIFIED
DEPOT-B	DEPOT TO RECEIVE PROPERTY DUE IN	TACOM-n	AMC	A3	UNCLASSIFIED
DLVOTY	DELIVERY SCHEDULE OF QUANTITY REQUIRED	TACOM-n	AMC	19	UNCLASSIFIED

MOBREM DATA DICTIONARY

LIST OF ALL AVAILABLE DATA FROM MOBREM

VARIABLE NAME	VARIABLE DEFINITION	FILE OF ORIGIN	SOURCE	FORMAT	CLASS
DODAC	DOD AMMUNITION CODE	TACOM-a	AMC	A4	UNCLASSIFIED
LIN	LINE ITEM NUMBER	TACOM-a	AMC	A6	UNCLASSIFIED
MMR	MOBILIZATION MATERIAL REQUIREMENTS	TACOM-a	AMC	19	UNCLASSIFIED
OPCD	OWNERSHIP / PURPOSE CODE	TACOM-a	AMC	A1	UNCLASSIFIED
PRISH	PRIME STOCK NUMBER	TACOM-a	AMC	A7	UNCLASSIFIED
OTYON	STOCK QUANTITY ON HAND	TACOM-a	AMC	111	UNCLASSIFIED
RELSN	RELATED STOCK NUMBER	TACOM-a	AMC	A8	UNCLASSIFIED
SCM	SUPPLY CATEGORIES OF MATERIAL	TACOM-a	AMC	A1	UNCLASSIFIED
SHIPMT-DT	SHIPMENT DATE	TACOM-a	AMC	15	UNCLASSIFIED
TOC	TYPE OF ON ORDER CODE OF EQUIPMENT	TACOM-a	AMC	A2	UNCLASSIFIED
UNIT OF ISSUE	UNIT OF ISSUE	TACOM-a	AMC	A6	UNCLASSIFIED
UIPO	UNIT/INTERMEDIATE PKG QUANTITY	TACOM-a	AMC	A6	UNCLASSIFIED
UPCB	UNIT PACKAGE CODE	TACOM-a	AMC	A5	UNCLASSIFIED
UPWT	UNIT PACKAGE WEIGHT	TACOM-a	AMC	A6	UNCLASSIFIED
REQUIRED ENLISTED	NUMBER OF ENLISTED PERSONNEL REQUIRED	TAADS PERSONNEL	DAMO-ODM	15	UNCLASSIFIED
AVERAGE WEIGHTS OF UNIT EQUIP	AVERAGE WEIGHTS OF UNIT EQUIPMENT CATEGORIES	TAEDPAIN	DESCOM	15A4	UNCLASSIFIED
CAT	EQUIPMENT CATEGORIES				
CONTROL LEVEL	NON-UNIT IDENTIFIER	TAEDPSORT	DESCOM	A6	SECRET
LIN	LINE ITEM NUMBER	TAEDPSORT	DESCOM	A6	SECRET
QUANTITY	QUANTITY DATE (EQUIPMENT)	TAEDPSORT	AMC	17	SECRET
QUANTITY DATA-PY	QUANTITY OF DATA ON HAND BY FISCAL YEAR	TAEDPSORT	AMC	A2	SECRET
RECORD TYPE	RECORD TYPE	TAEDPSORT	AMC,DESCOM	A1	SECRET
ETI	EQUIPMENT TYPE INDICATOR	TAEDPVICEO	MOBREM COMPUTATION	11	CONFIDENTIAL
THEATER PATIENTS WHO DIE	NUMBER OF THEATER PATIENTS WHO DIE	TREPFIL	CAA	15	UNCLASSIFIED
THEATER PATIENTS IN HOLDEE STATUS	RETURNING THEATER PATIENTS IN HOLDEE STATUS	TREPFIL	CAA	15	UNCLASSIFIED
THEATER PATIENTS RETURNING TO DUTY	THEATER PATIENTS RETURNING TO DUTY	TREPFIL	CAA	15	UNCLASSIFIED
THEATER PATIENTS SEPARATING FROM DUTY	NUMBER OF THEATER PATIENTS SEPARATING FROM DUTY	TREPFIL	CAA	15	UNCLASSIFIED
TIME PERIOD (1-27)	EACH TIME PERIOD REPRESENTS 10 DAYS IN THE MOBREM ERM	TREPFIL	CAA	12	UNCLASSIFIED
TRAINING FUNCTION INDICATOR	TRAINING FUNCTION INDICATOR	TRAINVIC	MOBREM COMPUTATION	11	UNCLASSIFIED
VIC	UNIT IDENTIFICATION CODE	TRAINVIC	MOBREM COMPUTATION	A6	UNCLASSIFIED
CDS	CONTRACT DELIVERY SCHEDULE	TSARCOM-a	AMC	15	UNCLASSIFIED
CONDCD	CONDITION CODE	TSARCOM-a	AMC	A1	UNCLASSIFIED
DEPOT-A	DEPOT ASSETS ON HAND	TSARCOM-a	AMC	A3	UNCLASSIFIED
DLVOTY	DELIVERY SCHEDULE OF QUANTITY REQUIRED	TSARCOM-a	AMC	19	UNCLASSIFIED
DODAC	DOD AMMUNITION CODE	TSARCOM-a	AMC	A4	UNCLASSIFIED
LIN	LINE ITEM NUMBER	TSARCOM-a	AMC	A6	UNCLASSIFIED

MOBREM DATA DICTIONARY

LIST OF ALL AVAILABLE DATA FROM MOBREM

VARIABLE NAME	VARIABLE DEFINITION	FILE OF ORIGIN	SOURCE	FORMAT	CLASS
MOB	MOBILIZATION MATERIAL REQUIREMENT	TSARCOM-n	AMC	I9	UNCLASSIFIED
OPCD	OWNERSHIP/PURPOSE CODE	TSARCOM-n	AMC	A1	UNCLASSIFIED
PRISN	PRIME STOCK NUMBER	TSARCOM-n	AMC	A7	UNCLASSIFIED
OUTYON	STOCK QUANTITY ON HAND	TSARCOM-n	AMC	I11	UNCLASSIFIED
RELSN	RELATED STOCK NUMBER	TSARCOM-n	AMC	A8	UNCLASSIFIED
SCM	SUPPLY CATEGORIES OF MATERIAL	TSARCOM-n	AMC	A1	UNCLASSIFIED
SEPMY-DT	SHIPMENT DATE	TSARCOM-n	AMC	I5	UNCLASSIFIED
TOC	TYPE OF ON ORDER CODE OF EQUIPMENT	TSARCOM-n	AMC	A2	UNCLASSIFIED
UI	UNIT OF ISSUE	TSARCOM-n	AMC	A2	UNCLASSIFIED
UIPO	UNIT/INTERMEDIATE PACKAGE QUANTITY	TSARCOM-n	AMC	A6	UNCLASSIFIED
UPCB	UNIT PACKAGE CUBE	TSARCOM-n	AMC	A5	UNCLASSIFIED
UPWT	UNIT PACKAGE WEIGHT	TSARCOM-n	AMC	A6	UNCLASSIFIED
WT	UNIT WEIGHT IN POUNDS	UNIT WEIGHT IN POUNDS	MOBREM COMPUTATION	F11.2	UNCLASSIFIED
EQUIP-ON-HAND- BASE OPS EQUIP	EACH RECORD HAS 18 COUNTS OF ON-HAND BASE OPERATIONS EQUIPMENT	UNITBSOPEQ	MOBREM	A4	UNCLASSIFIED
EQUIP-REQUIRED-BASE OPS	EACH RECORD HAS 18 COUNTS OF REQUIRED BASE OPERATIONS EQUIPMENT	UNITBSOPEQ	MOBREM	A4	UNCLASSIFIED
ETI	EQUIPMENT TYPE INDICATOR	UNITBSOPEQ	MOBREM	I1	UNCLASSIFIED
WIC	UNIT IDENTIFICATION CODE	UNITBSOPEQ	MOBREM	A6	UNCLASSIFIED
SRC(FIRST 2 DIGITS OF SRC 00-99)	STANDARD REQUIREMENT CODE - IDENTIFIES UNIT BASIC TOR OR MTOE	UNITTRAIN	MOBREM	I2	UNCLASSIFIED
UNIT TRAINING CATEGORY	UNIT TRAINING CATEGORY	UNITTRAIN	MOBREM	I1	UNCLASSIFIED
ADRL	AIR DATE READY TO LOAD	UNITWOPARM	FMTS	A4	SECRET
CIVILIAN OPERATING STRENGTH -ON HAND	ON HAND CIVILIAN OPERATING STRENGTH	UNITWOPARM	MOBREM	A4	SECRET
CIVILIAN STRUCTURE STRENGTH -REQUIRED	REQUIRED CIVILIAN STRUCTURE STRENGTH	UNITWOPARM	MOBREM	A4	SECRET
CMD	COMMAND	UNITWOPARM	MOBREM	A2	SECRET
COMPO	COMPONENT CODE-IDENTIFIES DUTY STATUS OF UNIT	UNITWOPARM	MOBREM	I1	SECRET
DEPLOYING UNIT INDICATOR	SINGLE DIGIT INDICATING IF UNIT IS DEPLOYING	UNITWOPARM	MOBREM	I1	SECRET
ETI	EQUIPMENT TYPE INDICATOR	UNITWOPARM	MOBREM	I1	SECRET
GSF	GENERAL SUPPORT FORCE	UNITWOPARM	MOBREM	A1	SECRET
MBSAD	PLANNED MOB STATION ARRIVAL DATE-DAY AFTER N DAY UNIT TO BE AT MOB STATION	UNITWOPARM		I3	SECRET

MOBREM DATA DICTIONARY

LIST OF ALL AVAILABLE DATA FROM MOBREM

VARIABLE NAME	VARIABLE DEFINITION	FILE OF ORIGIN	SOURCE	FORMAT	CLASS
MILITARY OPERATING STRENGTH-ON HAND	ON HAND MILITARY OPERATING STRENGTH	UNITWOPARM	MOBREM COMPUTATION	A4(1)	SECRET
MOBREM INSTALLATION CODE	UNIQUE CODE GIVEN TO INSTALLATION AND USED FOR INPUT, COMPUTATIONS AND OUTPUT IN MOBREM RUN	UNITWOPARM	MOBREM COMPUTATION	A3	SECRET
OBFC	OBJECTIVE FORCE CODE	UNITWOPARM	MOBREM COMPUTATION	A1	SECRET
PONCUS UNIT INDICATOR	INDICATION OF WHETHER OR NOT THIS UNIT IS A PONCUS UNIT	UNITWOPARM	MOBREM COMPUTATION	I1	SECRET
REPCO	REPORT CODE - INDICATED IF TDA UNITS CONTINUE OR DEACTIVATE UPON MOBILIZATION	UNITWOPARM	MOBREM COMPUTATION	A1	SECRET
SDEL	SEA DATE READY TO LOAD DAY	UNITWOPARM	MOBREM COMPUTATION	I3	SECRET
SRG	STANDARD REQUIREMENT CODE - IDENTIFIES UNIT BASIC MTOE OR TOE	UNITWOPARM	MOBREM COMPUTATION	I2	SECRET
TFSN	TROOP PROGRAM SEQUENCE NUMBER - GROUPS UNITS BY MISSION, TYPE AND SIZE	UNITWOPARM	MOBREM COMPUTATION	A5	SECRET
TYPKO	TYPKO =1, MTOE =2, TDAAVG =3 TDA	UNITWOPARM	MOBREM COMPUTATION	I1	SECRET
UIC	UNIT IDENTIFICATION CODE	UNITWOPARM	MOBREM COMPUTATION	A6	SECRET
UNIT TITLE	UNIT TITLE	UNITWOPARM	MOBREM COMPUTATION	A15	SECRET
UNIT TRAINING CATEGORY	UNIT TRAINING CATEGORY	UNITWOPARM	MOBREM COMPUTATION	I1	SECRET
DEPOT-B	DEPOT TO RECEIVE PROPERTY DUE IN	ARCON-B	AMC	A3	UNCLASSIFIED
NOMENCLATURE	NOMENCLATURE USED TO DESCRIBE AMMUNITION IN THIS RECORD	AMMO-CD-5	MOBREM COMPUTATION	A48	UNCLASSIFIED
TIME PERIOD (1-27)	EACH TIME PERIOD REPRESENTS 10 DAYS IN THE MOBREM RUN	EPINPUT-AR	MOBREM COMPUTATION	I2	UNCLASSIFIED
LIN	LINE ITEM NUMBER	EPINPUT-AR	MOBREM COMPUTATION	A6	UNCLASSIFIED
HOST INSTALLATION CODE	MOBREM ASSIGNED CODE	IIGFILE	MOBREM COMPUTATION	A3	UNCLASSIFIED
CONTRACTOR MEASURE RETIREES INPROCESSING	RETIREES INPROCESSING AT INSTALLATION AND TIME PERIOD DESCRIBED IN THIS RECORD	INDLN	MOBREM INPUT	A4	UNCLASSIFIED
RETURNING NON COMBATANTS ON POST	RETURNING NON COMBATANTS AT INSTALLATION AND TIME PERIOD DESCRIBED IN THIS RECORD	INDLN	MOBREM COMPUTATION	I5	UNCLASSIFIED
NON MOBREM INSTALLATION CODE	INSTALLATION CODE FROM ATTS FILE INSTALLATION	INSTWLK	ATTS	A3	UNCLASSIFIED
MOBREM INSTALLATION CODE	UNIQUE CODE GIVEN TO INSTALLATION AND USED FOR INPUT, COMPUTATIONS AND OUTPUT IN MOBREM RUN	INSTWLK	MOBREM COMPUTATION	A3	UNCLASSIFIED

MOBREM DATA DICTIONARY

LIST OF ALL AVAILABLE DATA FROM MOBREM

VARIABLE NAME	VARIABLE DEFINITION	FILE OF ORIGIN	SOURCE	FORMAT	CLASS
DAY NUMBER	DAY ON WHICH IRR REPORT FOR DUTY AT INSTALLATION DESCRIBED IN THIS RECORD	IRR	RCFAC.DAPE-P SW	13	UNCLASSIFIED
MACOM NAME	NAME OF MACOM	MACOM	MOBREM COMPUTATION	A10	UNCLASSIFIED
UFCB HANDLING INDICATOR	UNIT PACKAGE CODE ACCEPTABLE VALUES ARE NOS.CRS OR DIR	WICOM-d SEPCNTRL	AMC MOBREM COMPUTATION	A5 A3	UNCLASSIFIED UNCLASSIFIED
EQUIPMENT REQUIRED	UNIT EQUIPMENT CATEGORIES 1-15 WSC 1-24.26	ELLDNONUM	MOBREM COMPUTATION	A4	CONFIDENTIAL
INSTALLATION NUMBER	UNIQUE NUMBER FOR THIS INSTALLATION	WLIDB	MOBREM COMPUTATION	13	CONFIDENTIAL
TIME PERIOD (1-27)	EACH TIME PERIOD REPRESENTS 10 DAYS IN THE MOBREM RUN	WLIDB	MOBREM COMPUTATION	12	CONFIDENTIAL
WORKLOAD NUMBER	WORKLOAD NUMBER TO BE USED IN MOBREM COMPUTATION	WLIDB	MOBREM COMPUTATION	13	CONFIDENTIAL
VALUE	VALUE	WLIDB	MOBREM COMPUTATION	A4	CONFIDENTIAL
FUNCTION CODE PREFIX	FUNCTION CODE PREFIX	RPTDCNONUM	MOBREM COMPUTATION	A1	UNCLASSIFIED
FUNCTION CODE	FUNCTION CODE	RPTDCNONUM	MOBREM COMPUTATION	A5	UNCLASSIFIED
FUNCTION CODE NUMBER	FUNCTION CODE NUMBER	RPTDCNONUM	MOBREM COMPUTATION	13	UNCLASSIFIED
FUNCTION CODE SUFFIX	FUNCTION CODE SUFFIX	RPTDCNONUM	MOBREM COMPUTATION	A1	UNCLASSIFIED
NOMENCLATURE FOR A WHOLESALE SUPPLY CAT	NOMENCLATURE USED TO DESCRIBE WHOLESALE SUPPLY CATEGORY	RPTDCNONUM	MOBREM COMPUTATION	A17	UNCLASSIFIED
ITEM WEIGHT	WEIGHT OF THE AMMO DESCRIBED IN THIS RECORD	CAT-TP-TON	AMC	FS.6	UNCLASSIFIED

APPENDIX E

MOBREM OUTPUT REPORTS AVAILABLE FOR INPUT TO MOBDABS
MOBILIZATION DATABASE MANAGEMENT SYSTEM

VARIABLE	DEFINITION	FILENAME	CLASSIFICATION
TDA UNITS	CONTAINS ALL UICS IN TDA INCLUDES CIVILIAN, MILITARY, AND NEW ARRIVALS	INSTALLATION ASSET REPORT	SECRET
TDA PERS SUMMARY	CONTAINS MILITARY PERSONNEL, CIVILIAN PERSONNEL AND TOTAL OF BOTH CATEGORIES IN TDA UNITS FOR EACH MOBREM TIME PERIOD	INSTALLATION ASSET REPORT	SECRET
MTOE UNITS	ALL UIC FOR MTOE UNITS, INCLUDES INDICATOR IF UNIT IS DEPLOYING, POMCUS, MOB STA ARRIVAL DATE, FILL START DATE, FILL END DATE, POM END DATE, PERSN DEPARTURE DATE, STRENGTH BEFORE FILL, STRENGTH AFTER FILL	INSTALLATION ASSET REPORT	SECRET
TDA MIL PERSONNEL	TDA MILITARY PERSONNEL STRENGTH BY MOBREM TIME PERIODS(AVERAGE)	INSTALLATION WORKLOAD REPORT	CONFIDENTIAL
TDA CIV PERSONNEL	TDA CIVILIAN PERSONNEL STRENGTH BY MOBREM TIME PERIODS(AVERAGE)	INSTALLATION WORKLOAD REPORT	CONFIDENTIAL
TOTAL TDA PERSONNEL	TOTAL TDA PERSONNEL BY MOBREM TIME PERIOD(AVERAGE)	INSTALLATION WORKLOAD REPORT	CONFIDENTIAL
INST MIL POP (IMP)	INSTALLATION MILITARY POPULATION (AVERAGE) BY MOBREM TIME PERIOD	INSTALLATION WORKLOAD REPORT	CONFIDENTIAL
IMP-PRIS-PCF-THEATER PATIENTS	INSTALLATION MILITARY POPULATION MINUS PRISONERS MINUS PERSONNEL CONTROL FACILITY PERSONNEL MINUS THEATER PATIENTS	INSTALLATION WORKLOAD REPORT	CONFIDENTIAL
BASE OPS EQUIP ON HAND	BASE OPERATIONS EQUIPMENT (AVERAGE) ON HAND BY MOBREM TIME PERIOD --THERE IS ONE RECORD FOR EACH TYPE OF EQUIPMENT AT INSTALLATION	INSTALLATION WORKLOAD REPORT	CONFIDENTIAL
BASE OPS EQUIP REQUIRED	BASE OPERATIONS EQUIPMENT REQUIRED (AVERAGE)--- THERE IS ONE RECORD FOR EACH TYPE OF EQUIPMENT AT INSTALLATION--BY MOBREM TIME PERIOD	INSTALLATION WORKLOAD REPORT	CONFIDENTIAL
BASE OPS EQUIP RECEIVED	BASE OPERATIONS EQUIPMENT RECEIVED TOTAL BY MOBREM TIME PERIOD FOR EACH TYPE OF EQUIPMENT RECEIVED....NOT AVERAGE	INSTALLATION WORKLOAD REPORT	CONFIDENTIAL
BASE OPS EQUIP ON POST	BASE OPERATIONS EQUIPMENT ON POST -(NOT) AVERAGE BY MOBREM TIME PERIOD	INSTALLATION WORKLOAD REPORT	CONFIDENTIAL

MOBREM OUTPUT REPORTS
AVAILABLE FOR INPUT TO MOBDABS
MOBILIZATION DATA BASE MANAGEMENT SYSTEM

VARIABLE	DEFINITION	FILENAME	CLASSIFICATION
TONS RECEIVED ON POST	TONS OF EQUIPMENT RECEIVED ON POST PER DAY	INSTALLATION WORKLOAD REPORT	CONFIDENTIAL
AC MTOE PERSONNEL IN FILL	PERSONNEL CATEGORY - AVERAGE NUMBER OF AC MTOE PERSONNEL IN FILL IN EACH INSTALLATION FOR EACH MOBREM TIME PERIOD	MACOM WORKLOAD REPORT	CONFIDENTIAL
RC MTOE PERSONNEL IN FILL	PERSONNEL CATEGORY - AVERAGE NUMBER OF PERSONNEL IN FILL AT EACH INSTALLATION FOR EACH MOBREM TIME PERIOD	MACOM WORKLOAD REPORT	CONFIDENTIAL
UNIT TRNG-FLIGHT UNIT	PERSONNEL CATEGORY-AVERAGE NUMBER OF PERSONNEL IN UNIT TRAINING-FLIGHT UNIT FOR EACH INSTALLATION IN EVERY MOBREM TIME PERIOD	MACOM WORKLOAD REPORT	CONFIDENTIAL
UNIT TRNG-HVY UNIT	PERSONNEL CATEGORY- AVERAGE NUMBER OF PERSONNEL IN UNIT-TRAINING - HEAVY UNIT AT EACH INSTALLATION FOR EACH MOBREM TIME PERIOD	MACOM WORKLOAD REPORT	CONFIDENTIAL
UNIT TRNG-CS,CSS UNIT	PERSONNEL CATEGORY - AVERAGE NUMBER OF PERSONNEL IN UNIT TRAINING - CS, CSS UNI AT EACH INSTALLATION FOR EACH MOBREM TRAINING PERIOD	MACOM WORKLOAD REPORT	CONFIDENTIAL
UNIT TRNG-LIGHT UNIT	PERSONNEL CATEGORY - AVERAGE NUMBER OF PERSONNEL IN UNIT TRAINING - LIGHT UNITS IN EACH INSTALLATION FOR EACH MOBREM TIME PERIOD	MACOM WORKLOAD REPORT	CONFIDENTIAL
MTOE IN POM	PERSONNEL CATEGORY -AVERAGE NUMBER OF PERSONNEL IN MTOE IN POM (PREPARATION FOR OVERSEAS MOVEMENT)	MACOM WORKLOAD REPORT	CONFIDENTIAL
RC MTOE PERS INPROC	PERSONNEL CATEGORY - AVERAGE NUMBER OF PERSONNEL IN RC MTOE PERSONNEL INPROCESSING AT EACH INSTALLATION FOR EACH MOBREM TIME PERIOD	MACOM WORKLOAD REPORT	CONFIDENTIAL
AC MTOE NOT IN F/T/P	PERSONNEL CATEGORY- AVERAGE NUMBER OF PERSONNEL IN AC MTOE NOT IN FILL/TRAIN/POM AT EACH INSTALLATION FOR EACH MOBREM TIME PERIOD	MACOM WORKLOAD REPORT	CONFIDENTIAL
RC MTOE NOT IN F/T/P	PERSONNEL CATEGORY - AVERAGE PERSONNEL IN RC MTOE NOT IN FILL/TRAIN/POM AT EACH INSTALLATION FOR EACH MOBREM TIME PERIOD	MACOM WORKLOAD REPORT	CONFIDENTIAL

MOBREM OUTPUT REPORTS
AVAILABLE FOR INPUT TO MOBDBAS
MOBILIZATION DATABASE MANAGEMENT SYSTEM

VARIABLE	DEFINITION	FILENAME	CLASSIFICATION
TDA MILITARY PERSONNEL	PERSONNEL CATEGORY- TDA MILITARY PERSONNEL IN EACH INSTALLATION FOR EACH MOBREM TIME PERIOD	NACOM WORKLOAD REPORT	CONFIDENTIAL
TDA CIVILIAN PERSONNEL	PERSONNEL CATEGORY- AVERAGE NUMBER OF PERSONNEL IN TDA CIVILIAN PERSONNEL CATEGORY AT EACH INSTALLATION FOR EACH MOBREM TIME PERIOD	NACOM WORKLOAD REPORT	CONFIDENTIAL
TOTAL TDA PERSONNEL	PERSONNEL CATEGORY- AVERAGE NUMBER OF PERSONNEL IN TOTAL TDA PERSONNEL CATEGORY AT EACH INSTALLATION FOR EACH MOBREM TIME PERIOD	NACOM WORKLOAD REPORT	CONFIDENTIAL
IMA INPROCESSING	PERSONNEL CATEGORY - AVERAGE OF IMA INPROCESSING AT EACH POST IN EACH MOBREM TIME PERIOD	NACOM WORKLOAD REPORT	CONFIDENTIAL
IRR INPROCESSING	PERSONNEL CATEGORY- AVERAGE NUMBER OF IRR INPROCESSING AT EACH INSTALLATION FOR EACH TIME PERIOD.	NACOM WORKLOAD REPORT	CONFIDENTIAL
RETIRES INPROCESSING	PERSONNEL CATEGORY- AVERAGE NUMBER OF PERSONNEL IN RETIRES INPROCESSING CATEGORY AT EACH INSTALLATION FOR EACH MOBREM TIME PERIOD	NACOM WORKLOAD REPORT	CONFIDENTIAL
OFFICER	TRAINERS/STUDENTS ON POST(AVERAGE) - OFFICER TRAINERS ON EACH POST IN EACH MOBREM TIME PERIOD	NACOM WORKLOAD REPORT	CONFIDENTIAL
BASIC TRAINING	TRAINERS/STUDENTS ON POST(AVERAGE)- NUMBER OF TRAINERS IN BASIC TRAINING AT EACH INSTALLATION FOR EACH MOBREM TIME PERIOD	NACOM WORKLOAD REPORT	CONFIDENTIAL
INFANTRY OSUT	TRAINERS/STUDENT ON POST (AVERAGE) - NUMBER OF TRAINERS IN INFANTRY OSUT AT EACH INSTALLATION FOR EACH MOBREM TIME PERIOD	NACOM MANPOWER REPORT	CONFIDENTIAL
ARMOR OSUT	TRAINERS/STUDENT ON POST (AVERAGE)-NUMBER OF TRAINERS IN ARMOR OSUT AT EACH INSTALLATION FOR EACH MOBREM TIME PERIOD	NACOM WORKLOAD REPORT	CONFIDENTIAL
FIELD ARTY OSUT	TRAINERS/STUDENTS ON POST (AVERAGE) - AVERAGE NUMBER OF TRAINERS IN FIELD ARTY OSUT CLASSES	NACOM WORKLOAD REPORT	CONFIDENTIAL

MOBREM OUTPUT REPORTS
AVAILABLE FOR INPUT TO MOBDBAS
MOBILIZATION DATABASE MANAGEMENT SYSTEM

VARIABLE	DEFINITION	FILENAME	CLASSIFICATION
INFANTRY	TRAINEE/STUDENTS ON POST (AVERAGE) AVERAGE NUMBER OF INFANTRY AT EACH INSTALLATION FOR EACH MOBREM TIME PERIOD	NACOM WORKLOAD REPORT	CONFIDENTIAL
ARMOR	TRAINEES/STUDENTS ON POST (AVERAGE)- NUMBER OF TRAINEES IN THE ARMOR PROGRAM AT EACH INSTALLATION FOR EACH MOBREM TIME PERIOD	NACOM WORKLOAD REPORT	CONFIDENTIAL
FIELD ARTILLERY	TRAINEES/STUDENTS ON POST (AVERAGE)- AVERAGE NUMBER OF TRAINEES IN FIELD ARTILLERY COURSE AT EACH INSTALLATION FOR EACH MOBREM TIME PERIOD	NACOM WORKLOAD REPORT	CONFIDENTIAL
AVIATION, FLIGHT	TRAINEES/STUDENTS ON POST(AVERAGE) - AVERAGE NUMBER OF TRAINEES IN AVIATION, FLIGHT COURSES AT EACH INSTALLATION FOR EACH MOBREM TIME PERIOD	NACOM WORKLOAD REPORT	CONFIDENTIAL
AVIATION, H-FLIGHT	TRAINEES/STUDENTS ON POST (AVERAGE)-AVERAGE NUMBER OF TRAINEES IN AVIATION, H-FLIGHT COURSE AT EACH INSTALLATION FOR EACH MOBREM TIME PERIOD	NACOM WORKLOAD REPORT	CONFIDENTIAL
AIR DEFENSE	TRAINEES/STUDENTS ON POST (AVERAGE)-AVERAGE NUMBER OF TRAINEES ON POST IN AIR DEFENSE COURSE AT EVERY INSTALLATION FOR EACH MOBREM TIME PERIOD	NACOM WORKLOAD REPORT	CONFIDENTIAL
ENGINEER	TRAINEES/STUDENTS ON POST (AVERAGE) - AVERAGE NUMBER OF TRAINEES IN ENGINEER COURSES AT EACH INSTALLATION FOR EACH MOBREM TIME PERIOD	NACOM WORKLOAD REPORT	CONFIDENTIAL
SIGNAL	TRAINEES/STUDENTS ON POST (AVERAGE) - AVERAGE NUMBER OF TRAINEES IN SIGNAL COURSES AT EACH INSTALLATION FOR EACH MOBREM TIME PERIOD	NACOM WORKLOAD REPORT	CONFIDENTIAL
MILITARY POLICE	TRAINEES/STUDENTS ON POST (AVERAGE) - AVERAGE NUMBER OF TRAINEES IN MILITARY POLICE COURSE AT EACH INSTALLATION FOR EACH MOBREM TIME PERIOD	NACOM WORKLOAD REPORT	CONFIDENTIAL
ORDNANCE-WHEEL	TRAINEE/STUDENT ON POST (AVERAGE) - AVERAGE NUMBER OF TRAINEES IN ORDNANCE-WHEEL COURSE AT EACH INSTALLATION FOR EACH MOBREM TIME PERIOD	NACOM WORKLOAD REPORT	CONFIDENTIAL

NOBREM OUTPUT REPORTS
AVAILABLE FOR INPUT TO MORDABS
MOBILIZATION DATABASE MANAGEMENT SYSTEM

VARIABLE	DEFINITION	FILENAME	CLASSIFICATION
MISSILE & MUNITIONS	TRAINERS/STUDENTS ON POST (AVERAGE)- AVERAGE NUMBER OF TRAINERS IN MISSILE & MUNITIONS COURSE AT EACH INSTALLATION FOR EACH NOBREM TIME PERIOD	MACOM WORKLOAD REPORT	CONFIDENTIAL
FUNCTION CODE	FUNCTION CODE OF PERSONNEL NEEDED AT INSTALLATION FOR EACH NOBREM TIME PERIOD IN SIMULATION(VARIABLE OCCURS AS MANY TIMES AS THERE ARE APD CODES EMPLOYED (USED) AT THE INSTALLATION	INSTALLATION MANPOWER REQUIREMENTS LEPT	UNCLASSIFIED
APD CODE AND NAME	APD CODE AND NAME FOR REQUIRED APD AT EACH INSTALLATION IN THE MACOM FOR EACH NOBREM TIME PERIOD	MACOM MANPOWER REQUIREMENTS REPORT	UNCLASSIFIED
MANPOWER REQUIRED	MANPOWER REQUIRED AT EACH INSTALLATION IN EACH NOBREM TIME PERIOD FOR EACH MACOM	MACOM SUMMARY MANPOWER REQ REPORT	UNCLASSIFIED
INITIAL ASSETS	INITIAL ASSETS AT INSTALLATION FOR EACH NOBREM TIME PERIOD	AMC INSTALLATION REPORT	UNCLASSIFIED
DEPOT MAINTENANCE PIPELINE	AMOUNT OF ASSETS IN DEPOT MAINTENANCE PIPELINE FOR EACH NOBREM TIME PERIOD	AMC INSTALLATION REPORT	UNCLASSIFIED
DEPOT PRODUCTION PIPELINE	AMOUNT OF ASSETS IN THE DEPOT PRODUCTION PIPELINE FOR EACH NOBREM TIME PERIOD	AMC INSTALLATION REPORT	UNCLASSIFIED
TOTAL ASSETS	TOTAL OF ASSETS IN INITIAL ASSETS, DEPOT MAINTENANCE PIPELINE, AND DEPOT PRODUCTION PIPELINE FOR EACH NOBREM TIME PERIOD	AMC INSTALLATION REPORT	UNCLASSIFIED
TONS SHIPPED	AMOUNT OF EQUIPMENT SHIPPED (IN TONS) FROM DEPOT FOR EACH NOBREM TIME PERIOD	AMC INSTALLATION REPORT	UNCLASSIFIED
REMAINING ASSETS	ASSETS REMAINING AT DEPOT AFTER MATERIAL HAS BEEN SHIPPED	AMC INSTALLATION REPORT	UNCLASSIFIED
OUTLOADING CAPABILITY	AMOUNT OF OUTLOADING CAPABILITY AT DEPOT FOR EACH NOBREM TIME PERIOD	AMC INSTALLATION REPORT	UNCLASSIFIED
SHIPPING LIMIT	SHIPPING LIMIT AT DEPOT FOR EACH NOBREM TIME PERIOD	AMC INSTALLATION REPORT	UNCLASSIFIED
INITIAL ASSETS FOR EACH WSC	INITIAL ASSETS FOR EACH WHOLESALE SUPPLY CATEGORY AND EACH NOBREM TIME PERIOD	AMC INITIAL ASSETS REPORT	UNCLASSIFIED
TOTAL ASSETS FOR EACH WSC	TOTAL ASSETS FOR EACH WSC FOR EACH NOBREM TIME PERIOD	AMC TOTAL ASSET REPORT	UNCLASSIFIED
SHIPPING REQ BY WSC	SHIPPING REQUIREMENTS BY WHOLESALE SUPPLY CATEGORY FOR EACH NOBREM TIME PERIOD	AMC SHIPPING REQUIREMENTS	UNCLASSIFIED

**MOBREM OUTPUT REPORTS
 AVAILABLE FOR INPUT TO MORDABS
 MOBILIZATION DATABASE MANAGEMENT SYSTEM**

VARIABLE	DEFINITION	FILENAME	CLASSIFICATION
SHIPPING SHORTFALL BY WSC	SHIPPING SHORTFALL FOR EACH WHOLESALE SUPPLY CATEGORY AND EACH MOBREM TIME PERIOD	AMC SHIPPING SHORTFALL REPORT	UNCLASSIFIED
ASSET SHORTFALL	SHORTFALL FOR EACH WHOLESALE SUPPLY CATEGORY IN EACH MOBREM TIME PERIOD	AMC SHIPPING SHORTFALL REPORT	UNCLASSIFIED
TONS OF MATERIAL SHIPPED	TONS OF MATERIAL IN EACH WHOLESALE SUPPLY CATEGORY SHIPPED IN EACH OF THE MOBREM TIME PERIODS	AMC TONS SHIPPED REPORT	UNCLASSIFIED

APPENDIX F

MOBDABS DATA DICTIONARY

INCLUDES ONLY DATA IN MOBDABS FINAL DATABASE

SOURCE: INSTALLATION WORKLOAD FILE**VARIABLE:** MACOM**VARIABLE DEFINITION:** MACOM NAME**FILE NAME:** AFD.DBF, AVAILPOP.DBF, TDAMTOE.DBF**FORMAT OF VARIABLE:** A10**SOURCE:** MOBREM OUTPUT -INSTALLATION ASSET REPORT(SECRET)**VARIABLE:** NON DEPLOYING MTOE UICS**VARIABLE DEFINITION:** MTOE UNITS, WHICH ARE NON-DEPLOYING AND ARE ASSIGNED TO THE INSTALLATION DESCRIBED IN THIS RECORD**FILE NAME:** TDAMTOE.DBF**FORMAT OF VARIABLE:** A6**SOURCE:** MOBREM OUTPUT -INSTALLATION ASSET REPORT (SECRET)**VARIABLE:** TDA UICS**VARIABLE DEFINITION:** NON DEPLOYING TDA UICS WHICH ARE ASSIGNED TO THE INSTALLATION DESCRIBED IN THIS RECORD**FILE NAME:** TDAMTOE.DBF**FORMAT OF VARIABLE:** A6**SOURCE:** MOBREM OUTPUT**VARIABLE:** TIME PERIOD**VARIABLE DEFINITION:** MOBREM TIME PERIODS (CAN BE BETWEEN 1 AND 270) DAYS, AT THIS TIME DESIGNED TO BE DISPLAYED IN INCREMENTS OF 10 DAYS.**FILE NAME:** AFD.DBF, AVAILPOP.DBF**FORMAT OF VARIABLE:** A6**SOURCE:** MOBREM OUTPUT -ASSET REPORT FILE(SECRET)**VARIABLE:** MILITARY POPULATION**VARIABLE DEFINITION:** MILITARY POPULATION AT EACH BASE**FILE NAME:** AVAILPOP.DBF**FORMAT OF VARIABLE:** N6**SOURCE:** MOBREM OUTPUT-ASSET REPORT FILE (SECRET)**VARIABLE:** CIVILIAN POPULATION**VARIABLE DEFINITION:** CIVILIAN POPULATION AT INSTALLATION**FILE NAME:** AVAILPOP.DBF**FORMAT OF VARIABLE:** N6

SOURCE: MOBREM OUTPUT -ASSET REPORT FILE(SECRET)
VARIABLE: TOTAL POPULATION
VARIABLE DEFINITION: TOTAL POPULATION, MILITARY AND CIVILIAN AT
INSTALLATION DESCRIBED IN THIS RECORD
FILE NAME:AVAILPOP.DBF
FORMAT OF VARIABLE: N7

SOURCE: MOBREM OUTPUT -INSTALLATION WORKLOAD FILE
VARIABLE: REQUIRED PERSONNEL AT INSTALLATION
VARIABLE DEFINITION: PERSONNEL REQUIRED IN EACH OF THE AFD CODES
AT EACH INSTALLATION FOR EACH TIME PERIOD
FILE NAME:AFD.DBF
FORMAT OF VARIABLE: N6

Structure for database: A:AVAILPOP.dbf

Number of data records: 115

Date of last update : 02/25/87

Field	Field Name	Type	Width
1	MACOM	Character	2
2	INST	Character	10
3	MIL M	Numeric	6
4	CIV M	Numeric	6
5	TOT M	Numeric	7
6	MIL 10	Numeric	6
7	CIV 10	Numeric	6
8	TOT 10	Numeric	7
9	MIL_20	Numeric	6
10	CIV 20	Numeric	6
11	TOT 20	Numeric	7
12	MIL 30	Numeric	6
13	CIV 30	Numeric	6
14	TOT 30	Numeric	7
15	MIL 40	Numeric	6
16	CIV 40	Numeric	6
Press any key to continue...			
17	TOT_40	Numeric	7
18	MIL_50	Numeric	6
19	CIV_50	Numeric	6
20	TOT 50	Numeric	7
21	MIL 60	Numeric	6
22	CIV_60	Numeric	6
23	TOT_60	Numeric	7
24	MIL_90	Numeric	6
25	CIV_90	Numeric	6
26	TOT_90	Numeric	7
27	MIL_120	Numeric	6
28	CIV_120	Numeric	6
29	TOT_120	Numeric	7
30	MIL_150	Numeric	6
31	CIV_150	Numeric	6
32	TOT_150	Numeric	7
Press any key to continue...			
33	MIL 180	Numeric	6
34	CIV 180	Numeric	6
35	TOT 180	Numeric	7
36	MIL_210	Numeric	6
37	CIV_210	Numeric	6
38	TOT_210	Numeric	7
39	MIL_240	Numeric	6
40	CIV 240	Numeric	6
41	TOT 240	Numeric	7
42	MIL 270	Numeric	6
43	CIV_270	Numeric	6
44	TOT_270	Numeric	7
** Total **			279

Structure for database: A:AHSFAFD.dbf

Number of data records: 373

Date of last update : 02/25/87

Field	Field Name	Type	Width
1	MACOM	Character	2
2	INST	Character	4
3	WORK CAT	Character	6
4	FILL	Character	3
5	AFD	Character	5
6	FILL 2	Character	8
7	DATA10	Numeric	7
8	DATA20	Numeric	7
9	DATA30	Numeric	7
10	DATA40	Numeric	7
11	DATA50	Numeric	7
12	DATA60	Numeric	7
13	DATA90	Numeric	7
14	DATA120	Numeric	7
15	DATA150	Numeric	7
16	DATA180	Numeric	7
Press any key to continue...			
17	DATA210	Numeric	7
18	DATA240	Numeric	7
19	DATA270	Numeric	8
** Total **			121

Structure for database: A:TDAMTOE.dbf
Number of data records: 2802
Date of last update : 08/07/87

Field	Field Name	Type	Width
1	MACOM	Character	2
2	INST	Character	3
3	MTOE	Character	6
** Total **			12

Structure for database C AFD dbf
Number of data record: 9060
Date of last update : 07/29/87

Field	Field Name	Type	Width
1	MACOM	Character	2
2	INST	Character	4
3	WORK CAT	Character	6
4	FILL	Character	3
5	AFD	Character	5
6	FILL_2	Character	8
7	DATA10	Numeric	7
8	DATA20	Numeric	7
9	DATA30	Numeric	7
10	DATA40	Numeric	7
11	DATA50	Numeric	7
12	DATA60	Numeric	7
13	DATA90	Numeric	7
14	DATA120	Numeric	7
15	DATA150	Numeric	7
16	DATA180	Numeric	7
Press any key to continue			
17	DATA210	Numeric	7
18	DATA240	Numeric	7
19	DATA270	Numeric	8
** Total **			121

APPENDIX G

LISTING OF TDA AND NONDEPLOYING MTOE UNITS
AT EACH INSTALLATION AND MACOM

MACOM	INSTALLATION	CODE	UIC OF TDA UNITS OR NON-DEPLOYING MTOE
XW	A		W123AA
YW	A		W234AA
YW	A		W125AA
YW	C		W125AA
YW	D		W123AA
HS	R		W0R7AA
HS	R		W2R4AA
HS	R		WRR7AA
MW	M		W3R4AA
MW	M		W356AA
MW	Y		W454AA
FC	R		W556AA
FC	B		WRR7AA
FC	B		WGRRAA

APPENDIX H

MILITARY/CIVILIAN POPULATION REPORT

Record#	INST	MIL_M	MIL_30	MIL_60	MIL_90	MIL_180	MIL_270
1	A	68	68	68	68	68	68
Record#	INST	CIV_M	CIV_30	CIV_60	CIV_90	CIV_180	CIV_270
1	A	4753	4753	4753	4753	4753	4753
Record#	INST	TOT_M	TOT_30	TOT_60	TOT_90	TOT_180	TOT_270
1	A	4821	4821	4821	4821	4821	4821
Record#	INST	MIL_M	MIL_30	MIL_60	MIL_90	MIL_180	MIL_270
2	R	1500	15000	15000	15000	15000	15000
Record#	INST	CIV_M	CIV_30	CIV_60	CIV_90	CIV_180	CIV_270
2	R	400	2000	2000	2000	2000	2000
Record#	INST	TOT_M	TOT_30	TOT_60	TOT_90	TOT_180	TOT_270
2	R	1900	17000	17000	17000	17000	17000
Record#	INST	MIL_M	MIL_30	MIL_60	MIL_90	MIL_180	MIL_270
3	M	9500	4000	6000	6000	6000	6000
Record#	INST	CIV_M	CIV_30	CIV_60	CIV_90	CIV_180	CIV_270
3	M	1000	1000	1000	1000	1000	1000
Record#	INST	TOT_M	TOT_30	TOT_60	TOT_90	TOT_180	TOT_270
3	M	10500	5000	7000	7000	7000	7000

APPENDIX I

MACOM/INSTALLATION AFD REQUIREMENTS

AFD REPORTS

MACOM INSTALLATION AFD

** MACOM AS

* INSTALLATION	ARL	
AS	ARL	HH
AS	ARL	DBE
AS	ARL	DBFH
AS	ARL	DBF#
AS	ARL	J
AS	ARL	SA
AS	ARL	E
AS	APL	AC
AS	ARL	AE
AS	ARL	AF
AS	ARL	A#
AS	ARL	CA&CB
AS	ARL	CC
AS	ARL	CD
AS	ARL	CE
AS	ARL	CF
AS	ARL	CG
AS	ARL	CH
AS	ARL	CK
AS	ARL	CN
AS	ARL	CP
AS	ARL	FB&FA
AS	ARL	FC
AS	ARL	FD
AS	ARL	KA
AS	ARL	KC
AS	ARL	KD
AS	ARL	KE
AS	ARL	KH
AS	ARL	KGC
AS	ARL	KGB.A
AS	ARL	M
AS	ARL	PC
AS	ARL	PD
AS	ARL	PE
AS	ARL	PB#
AS	ARL	P#
AS	ARL	QAB
AS	ARL	SBB
AS	ARL	S#
AS	ARL	U
AS	ARL	X
AS	ARL	LA
AS	ARL	LB#
AS	ARL	LCF
AS	ARL	LCG
AS	ARL	LCJ
AS	ARL	LDA

AFD REPORTS

MACOM INSTALLATION AFD

AS	ARL	LDE
AS	ARL	LDFB
AS	ARL	LDFS
AS	ARL	LDFJ
AS	ARL	LDFK
AS	AEL	LDFN
AS	ARL	LEA
AS	ARL	LEB
AS	ARL	LEH
AS	ARL	LEK
AS	ARL	LEM
AS	ARL	LEN
AS	ARL	LEU
AS	ARL	LE*
AS	ARL	LF
AS	ARL	TH

* INSTALLATION VHL

AS	VHL	HH
AS	VHL	DBE
AS	VHL	DBFH
AS	VHL	DBF*
AS	VHL	SA
AS	VHL	E
AS	VHL	E
AS	VHL	AC
AS	VHL	AE
AS	VHL	AF
AS	VHL	A*
AS	VHL	CA&CB
AS	VHL	CC
AS	VHL	CD
AS	VHL	CE
AS	VHL	CF
AS	VHL	CG
AS	VHL	CH
AS	VHL	CN
AS	VHL	CP
AS	VHL	FB&FA
AS	VHL	FC
AS	VHL	FD
AS	VHL	KC
AS	VHL	KD
AS	VHL	KE
AS	VHL	KF
AS	VHL	KH
AS	VHL	KGC
AS	VHL	KGB . A
AS	VHL	M
AS	VHL	PC
AS	VHL	PD

AFD REPORTS

MACOM INSTALLATION AFD

AS	VHL	PE
AS	VHL	PB*
AS	VHL	PC*
AS	VHL	OAB
AS	VHL	SBR
AS	VHL	LA
AS	VHL	LB*
AS	VHL	LCP
AS	VHL	LCG
AS	VHL	LCT
AS	VHL	LDA
AS	VHL	LDE
AS	VHL	LDF
AS	VHL	LDFB
AS	VHL	LDFC
AS	VHL	LDFD
AS	VHL	LDFE
AS	VHL	LDFG
AS	VHL	LDFH
AS	VHL	LDFI
AS	VHL	LDFJ
AS	VHL	LDFK
AS	VHL	LDFL
AS	VHL	LDFM
AS	VHL	LDFN
AS	VHL	LDFO
AS	VHL	LDFP
AS	VHL	LDFQ
AS	VHL	LDFR
AS	VHL	LDFS
AS	VHL	LDFV
AS	VHL	LDFW
AS	VHL	LDFX
AS	VHL	LDFY
AS	VHL	LDFZ
AS	VHL	TP
AS	VHL	TR
AS	VHL	TS

* MACOM CC

* INSTALLATION HUA

CC	HUA	HAA
CC	HUA	HAB
CC	HUA	HAC
CC	HUA	HAD
CC	HUA	HAE
CC	HUA	HAFY
CC	HUA	HB
CC	HUA	HC
CC	HUA	HD
CC	HUA	HE
CC	HUA	HF
CC	HUA	HG
CC	HUA	HH
CC	HUA	LBH
CC	HUA	LBJ
CC	HUA	LDFY
CC	HUA	LEY
CC	HUA	PBR

AFD REPORTS

MACOM INSTALLATION AFD

CC	HUA	FBS
CC	HUA	DA
CC	HUA	DB#
CC	HUA	DBE
CC	HUA	DBFM
CC	HUA	DBF#
CC	HUA	J
CC	HUA	SA
CC	HUA	R
CC	HUA	AC
CC	HUA	AE
CC	HUA	AF
CC	HUA	A#
CC	HUA	CA&CB
CC	HUA	CC
CC	HUA	CD
CC	HUA	CE
CC	HUA	CF
CC	HUA	CG
CC	HUA	CH
CC	HUA	CN
CC	HUA	CP
CC	HUA	FB&FA
CC	HUA	FC
CC	HUA	FD
CC	HUA	KA
CC	HUA	KC
CC	HUA	KD
CC	HUA	KE
CC	HUA	KF
CC	HUA	KH
CC	HUA	KGC
CC	HUA	KGB, A
CC	HUA	M
CC	HUA	PC
CC	HUA	PD
CC	HUA	PE
CC	HUA	PB#
CC	HUA	PBQ
CC	HUA	P#
CC	HUA	QAB
CC	HUA	SBB
CC	HUA	SBC
CC	HUA	S#
CC	HUA	U
CC	HUA	X
CC	HUA	LA
CC	HUA	LBB
CC	HUA	LB#
CC	HUA	LCF
CC	HUA	LCG

AFD REPORTS

MACOM INSTALLATION AFD

CC	HUA	LCJ
CC	HUA	LC*
CC	HUA	LDA
CC	HUA	LDE
CC	HUA	LDFA
CC	HUA	LDFB
CC	HUA	LDFJ
CC	HUA	LDFK
CC	HUA	LDFN
CC	HUA	LDFU
CC	HUA	LDFX
CC	HUA	LD*
CC	HUA	LEA
CC	HUA	LEB
CC	HUA	LEH
CC	HUA	LEK
CC	HUA	LEM
CC	HUA	LEN
CC	HUA	LET
CC	HUA	LEV
CC	HUA	LE*
CC	HUA	LF
CC	HUA	
CC	HUA	TB
CC	HUA	TD*
CC	HUA	TDE
CC	HUA	TE
CC	HUA	TG
CC	HUA	TH
CC	HUA	T*

* INSTALLATION RCH

CC	RCH	WH
CC	RCH	DA
CC	RCH	DBE
CC	RCH	DBFH
CC	RCH	DBF*
CC	RCH	SA
CC	RCH	AC
CC	RCH	AF
CC	RCH	AF
CC	RCH	CA&CB
CC	RCH	CC
CC	RCH	CD
CC	RCH	CE
CC	RCH	CF
CC	RCH	CG
CC	RCH	CH
CC	RCH	CN
CC	RCH	CP
CC	RCH	FB&FA

AFD REPORTS

MACOM INSTALLATION AFD

CC	RCH	FC
CC	RCH	FD
CC	RCH	KC
CC	RCH	KD
CC	RCH	KE
CC	RCH	KF
CC	RCH	KH
CC	RCH	KGC
CC	RCH	KGB, A
CC	RCH	M
CC	RCH	PC
CC	RCH	PD
CC	RCH	PE
CC	RCH	PB*
CC	RCH	QAB
CC	RCH	SBB

APPENDIX J

MOBDABS INSTALLATION CODE DEFINITIONS

INSTALLATION CODE	INSTALLATION NAME	MACOM
		TRADOC
BLS	FT BLISS	
RLV	FT BELVOIR	
RNG	FT BENNING	
CRL	CARLISLE B	
CHF	FT CHAFFEE	
DIX	FT DIX	
EST	FT EUSTIS	
GRD	FT GORDON	
HLL	FT HILL	
HRS	FT HARRISON	
JCK	FT JACKSON	
KNX	FT KNOX	
LEE	FT LEE	
LVN	FT LEVENWORTH	
LWD	FT L. WOOD	
MCL	FT MCLELN	
MNR	FT MONROE	
PCY	FT PICKETT	
RCY	FT RUCKER	
SLL	FT SILL	

AMC

ALA	ALABAMA AP
ANS	ANISTN AD
APG	ABERDEEN
BDS	BADGER AP
CCH	CORPUS CHRISTI
CHR	CHARLESTON
CLA	FT CLAYTON
COB	CORNHUSKER
CRA	CRANE
DGW	DUGWAY PG
EDG	EDGEWOOD ARSENAL
HLS	HOLSTEIN AP
HTH	HAWTHORNE
IND	INDIANA AP
IOW	IOWA AAP
JFR	JEFFERSON PB
JLT	JOLIET AP
LGH	KANSAS A PL
LGH	LONGHORN
LKC	LAKE C AP
LNS	LONESTAR
LOH	LOU A PLT
LTY	LETTERKENNY
LYR	LEX-BLUEGRASS AD

INSCOM

ARI.	ARLINGTON HALL
VHL	VINT HILL

FORSCOM

ATR	CP ATERBURY
BCH	FT BUCHANNAN
BLN	CP BLANDING
BRG	FT BRAGG
CMB	FT CAMPBELL
CRS	FT CARSON
DGE	CP DODGE
DRM	FT DRUMM
DVN	FT DEVENS
EDW	CP EDWARDS
GRE	FT GREELY
GRY	CP GRAYLING
GWN	GOWEN FIELD
HOD	FT HOOD
IGP	FT INDIAN TN GP
IRW	FT IRWIN
LWS	FT LEWIS
MCP	FT MCPHERSON
MCY	FT MCCOY
MED	FT MEADE
ORD	FT ORD
PLK	FT POLK
PMT	PRES MONTEREY
PSF	PRES SAN FRANCISCO
RIC	FT RICHARDSON
ELY	FT RILEY
ROB	CP ROBERTS
RPL	CP RIPLEY
SCH	SCHOFIELD BAR
SNA	FT SHAFTER
SHL	CP SHELBY
SHN	FT SAM HOUSTON
SHR	FT SHEREDN
STG	CP SANTIAGO
STW	FT STEWART
WBT	FT WAINRT

MILITARY DIST OF WASH

MDW	MIL DIST OF WASH
-----	------------------

MCA	MCALESTER
MI.N	MILAN AP
MM	FT MONMOUTH
MSS	PICAYUNE
NAV	NAVAJO DA
NCM	NEW CUMB AD
PBL	PINE BLUFF
PCT	PICATANNY
PUE	PUEBLO AD
RDF	RADFORD AD
RDS	REDSTONE A
RIS	ROCK ISLAND
RRV	RED RIVER DEPOT
RVB	RIVER BK AP
RVN	RAVENA AP
RYM	ROCKY MT A
SAC	SACRAMENTO AD
SCR	SCRNTN AP
SFL	SUNFLOWER AP
SIR	SIERRA AD
SRP	SHARPE
STL	ST L AAP
SVN	SAVANNA AD
TBY	TOBYHANNA AD
TOL	TOOLE AD
TWC	TWIN CITIES AP
UMT	UMATILLA AD
VLТ	VOLUNTEER
WNG	FT WINGATE
WSN	WHITE SANDS
WTV	WATERVLEIT
YUM	YUMA PG

HEALTH SERVICES COMMAND

DTR	FT DETRICK
FTZ	FITZSIMMONS
TRP	TRIPLER
WRD	WALTER REED

COMMUNICATIONS COMMAND

HUA	FT HUACHCA
RCH	FT RITCHE

APPENDIX K
DISTRIBUTION

Addressee	No of copies
Deputy Chief of Staff for Operations and Plans Headquarters, Department of the Army ATTN: DAMO-ZXA Washington, DC 20310	7
Deputy Chief of Staff for Logistics Headquarters, Department of the Army ATTN: DALO-ZXA-A Washington, DC 20310	6
Commander US Army Logistics Center ATTN: ATCL-CFS/Classified Custodian Fort Lee, VA 23801	2
Office of the Secretary of the Army Correspondence & Records Center Management Systems & Support ATTN: JDMSS-CRC Room 3D718, The Pentagon Washington, DC 20310-0105	5
Office of The Surgeon General ATTN: DASG-HCD 5111 Leesburg Pike Falls Church, VA 22041-3258	2
Director US Army TRADOC Analysis Center ATTN: ATRC-WSL White Sands Missile Range, NM 88002	3

Addressee	No of copies
Director US Army Materiel Systems Analysis Activity ATTN: AMXSJ-LM (Mr. Fox) Aberdeen Proving Ground, MD 21005-5071	1
Commander Army Research Institute 5001 Eisenhower Avenue Alexandria, VA 22333	1
Commander US Army Military Personnel Center ATTN: DAPC-ZA 200 Stovall Street Alexandria, VA 22332	1
Commander US Army Troop Support Agency ATTN: DALO-TAX Fort Lee, VA 23801	2
Defense Technical Information Center ATTN: DTIC-FPS Cameron Station Alexandria, VA 22314-6145	2
US Army Service Center for the Armed Forces The Pentagon Library (Army Studies Section) ATTN: ANRAL-RS/Security Officer Room 1A518, The Pentagon Washington, DC 20310-6000	1
Commander US Army Forces Command ATTN: AFOP-OM Fort McPherson, GA 30330	4

Addressee	No of copies
OSD Sub-Registry ATTN: WHS/C&D (Mr. John Outlaw) Room 3A948, The Pentagon Washington, DC 20310	1
Joint Chiefs of Staff SJCS, Documents Division ATTN: RAIR Branch Room 2B939, The Pentagon Washington, DC 20130-5000	1
US Special Operations Command ATTN: SOJ1-AG-CD MacDill Air Force Base, FL 33608-6001	1
Commandant US Army War College Operations Group ATTN: AWCM-A Carlisle Barracks, PA 17013-5050	4
Air University ATTN: AUL/LDS Maxwell Air Force Base, AL 36112-5564	1
Commandant US Navy War College ATTN: HL-9, CMCO Newport, RI 02840	1
President National Defense University ATTN: NDU-LD-CDC Washington, DC 20319-6000	3
Commandant Armed Forces Staff College ATTN: PAD Classified, Rm C-117-V Norfolk, VA 23511	2

Addressee	No of copies
Commandant US Army Command and General Staff College ATTN: ATZL-SWS-L (Mail) Fort Leavenworth, KS 66027-6900	3
Superintendent United States Military Academy ATTN: MAIM-SC-A West Point, NY 10996-5000	1
Superintendent Naval Postgraduate School ATTN: Security Manager Monterey, CA 93940	1
Commander US Military Traffic Management Command ATTN: MT-PL 5611 Columbia Pike Falls Church, VA 22041-5050	2
Commander US Army Information Systems Command ATTN: ASBI-SP (Stop C30) Fort Belvoir, VA 22060	3
Commander US Army Health Services Command ATTN: SGRD-FSI Fort Sam Houston, TX 78234-6000	2
Commander US Army Intelligence and Security Command, Arlington Hall Station ATTN: IAIM -SA-AD Arlington Hall Station, VA 22212-5000	3

Addressee	No of copies
Commander/Director US Army Engineer Studies Center Casey Building, No. 2594 ATTN: ESC-AO (Security Officer) Fort Belvoir, VA 22060-5583	3
Commander US Army Corps of Engineers ATTN: CEIM-SO-M 20 Massachusetts Avenue, NW Washington, DC 20314-1000	1
Commander US Army Missile Command ATTN: AMSMI-OR-SA Redstone Arsenal, AL 35898-5060	1
Commander US Army Materiel Command ATTN: AMCPE-AR 5001 Eisenhower Avenue Alexandria, VA 22333-0001	6
Commander US Army Training and Doctrine Command ATTN: ATIM-OPM Fort Monroe, VA 23651-5000	1
Commander US Army Tank-Automotive Command ATTN: AMSTA-CX Warren, MI 48090	1
Commander US Army Garrison, Fort Huachuca ATTN: ASH-IM-O-MAM (CDC) Room 2521A, Greely Hall Fort Huachuca, AZ 85613-6000	1

Addressee	No of copies
-----------	--------------

US Army CE Command
Program Analysis and Evaluation
Systems Analysis Division
Fort Monmouth, NJ 07703

1

MACOS/XOND
Scott Air Force Base, IL 62225-5001

1

Internal Distribution:

Unclassified Library
Asst. Dir, FO
Asst. Dir, SP

2
1
5

GLOSSARY

ABBREVIATIONS, ACRONYMS, AND SHORT TERMS

AFD-M	Army functional dictionary-manpower. See DA Pam 570-5. A dictionary of work center titles, definitions, and codes
AMC	US Army Materiel Command
CAA	US Army Concepts Analysis Agency
CONUS	continental United States
CONUS Base	CONUS resources required to mobilize, train, deploy, and sustain the Army during mobilization
dBASE III+	a data base management software program for PC use
DBMS	data base management system
DSMA	Decision System Management Agency
DSS	Direct Support System
EEA	essential element(s) of analysis
FOA	field operating agency(ies)
HQDA	Headquarters, Department of the Army
IMA	individual mobilization augmentees
IRR	Individual Ready Reserve
LOTUS 1-2-3	spreadsheet software (with graphics capability) for PC use
M-day	mobilization day (peacetime level)
M+day	days during mobilization following M-day
MACOM	major Army command
MOBDABS	Mobilization Data Base Management System Study
MOBREM	Mobilization Base Requirements Model. A computer-assisted methodology to determine manpower, equipment, and supplies required to perform the activities in the CONUS base necessary to mobilize, train, deploy, and sustain the total Army during full mobilization
MOBREPS	Mobilization Base Resource Planning System
MOBTDA	mobilization table of distribution and allowances

MTBSP	mobilization troop basis stationing plan
MTOE	modification table of organization and equipment
NARDAC	Navy Regional Data Automation Center
OCE	Office of the Chief of Engineers
ODCSOPS	Office of the Deputy Chief of Staff for Operations and Plans
ODCSPER	Office of the Deputy Chief of Staff for Personnel
PC	personal computer
TAADS	The Army Authorization Documents System
TDA	table(s) of distribution and allowances
UIC	unit identification code
USAMARDA	US Army Manpower Requirements and Documentation Activity



**MOBILIZATION DATA BASE
MANAGEMENT SYSTEM (MOBDABS)
DOCUMENTATION**

**SUMMARY
CAA-TP-87-13**

THE REASONS FOR PREPARING THIS PAPER are to:

(1) Document the research strategy used by the United States Army Concepts Analysis Agency (CAA) to structure a data base for an existing model--the Mobilization Base Requirements Model (MOBREM).

(2) Demonstrate the utility enhancement features of a personal computer (PC) based data base management system (DBMS) to improve the Army's capability to analyze and plan mobilization activities occurring at Army installations in the continental United States (CONUS).

THE SCOPE OF THE PAPER is to describe, and show the results of, the methodology that was used in the successful planning, design, development, and user linkup of a personnel resource oriented data base application for mobilization planners and analysts from the Office of the Deputy Chief of Staff for Personnel (ODCSPER). MOBDABS, designed for use by DCSPER action officers, features user-friendly software routines configured for an IBM PC.

THE OBJECTIVE OF THE PAPER is to provide insights as to how other users of mobilization resource data can achieve similar data base linkages by using source data available in MOBREM.

THE BASIC APPROACH for developing this paper is to outline each major step in the ODCSPER DBMS (project) and to provide a reasonable level of backup technical documentation. Unclassified versions of ODCSPER's requested data have been included (as appendices) to illustrate how end-users can create their own reports and applications without the slow steps of formal systems analysis and without extensive programing requirements.

THE PAPER was prepared by the Forces Directorate, US Army Concepts Analysis Agency.

THE EDITOR is LTC F. V. Campi.

COMMENTS AND QUESTIONS may be sent to the Director, US Army Concepts Analysis, ATTN: CSCA-F0, 8120 Woodmont Avenue, Bethesda, Maryland 20814-2797.