

AD-A203 635

DTIC FILE COPY

REPORT DOCUMENTATION PAGE		READ INSTRUCTIONS BEFORE COMPLETING FORM
1. REPORT NUMBER ARO 24649.5-EL	2. GOVT ACCESSION NO. NA	3. RECIPIENT'S CATALOG NUMBER NA
4. TITLE (and Subtitle) DEDICATED VERSUS HALF-DUPLEX RECEIVER TOPOLOGY IN JAMMED, FULLY-CONNECTED CDMA NETWORKS: THEORY AND NUMERICAL COMPARISONS		5. TYPE OF REPORT & PERIOD COVERED Interim
AUTHOR(s) Andreas Polydoros and Unjeng Cheng		6. PERFORMING ORG. REPORT NUMBER
PERFORMING ORGANIZATION NAME AND ADDRESS AXIOMATIX 9841 Airport Blvd., Suite 1130 Los Angeles, CA 90045		8. CONTRACT OR GRANT NUMBER(s) DAAL03-87-C-0007
CONTROLLING OFFICE NAME AND ADDRESS U. S. Army Research Office P. O. Box 12211 Research Triangle Park, NC 27709-2211		10. PROGRAM ELEMENT, PROJECT, TASK AREA & WORK UNIT NUMBERS NA
MONITORING AGENCY NAME & ADDRESS (if different from Controlling Office)		12. REPORT DATE 12/23/88
		13. NUMBER OF PAGES 14
		15. SECURITY CLASS. (of this report) UNCLASSIFIED
		15a. DECLASSIFICATION/DOWNGRADING SCHEDULE
16. DISTRIBUTION STATEMENT (of this Report) Approved for public release; distribution unlimited.		
17. DISTRIBUTION STATEMENT (of the abstract entered in Block 20, if different from Report) NA		
18. SUPPLEMENTARY NOTES The view, opinions and/or findings contained in this report are those of the author(s) and should not be construed as an official Department of the Army position, policy, or decision, unless so designated by other documentation.		
19. KEY WORDS (Continue on reverse side if necessary and identify by block number) Halt-Duplex Modems, Jamming, Networks, Random-Access, Spatial Selectivity, Spread-Spectrum.		
20. ABSTRACT (Continue on reverse side if necessary and identify by block number) We examine in this report the impact of halt-duplex operation on the throughput/ delay performance of fully connected, spread-spectrum, slotted ALOHA-type networks under topology-selective stochastic jamming.		

**DTIC
SELECTE
JAN 26 1989**

S D

89 1 17 330

DEDICATED VERSUS HALF-DUPLEX RECEIVER TOPOLOGY
IN JAMMED, FULLY-CONNECTED CDMA NETWORKS:
THEORY AND NUMERICAL COMPARISONS

Interim Technical Report



**DEDICATED VERSUS HALF-DUPLEX RECEIVER TOPOLOGY
IN JAMMED, FULLY-CONNECTED CDMA NETWORKS:
THEORY AND NUMERICAL COMPARISONS**

Interim Technical Report

Andreas Polydoros and Unjeng Cheng

December 23, 1988

U. S. Army Research Office
P. O. Box 12211
Research Triangle Park, NC 27709-2211

Contract No. DAAL 03-87-C-0007

Axiomatix
9841 Airport Boulevard
Suite 912
Los Angeles, CA 90045

**APPROVED FOR PUBLIC RELEASE
DISTRIBUTION LIMITED**

The view, opinions, and/or findings contained in this report are those of the author(s) and should not be construed as an official department of the Army position, policy, or decision, unless so designated by other documentation.

Axiomatix Report No. R8812-1

TABLE OF CONTENTS

	Page
List of Figures	i
List of Tables	ii
1. Introduction	1
2. Analytical Model	4
2a. Noise-Only Performance	4
2b. Noise Plus Jamming	6
3. Numerical Results	12
References	14



Accession For	
NTIS CRA&I	<input checked="" type="checkbox"/>
DTIC TAB	<input type="checkbox"/>
Unannounced	<input type="checkbox"/>
Justification	
By	
Distribution /	
Availability Codes	
Dist	Avail and/or Special
A-1	

LIST OF TABLES

	<u>Page</u>
Table 1. Key Parameters	5

LIST OF FIGURES

	<u>Page</u>
Figure 1. General Classification of Packet-Radio Unit Status	3
Figure 2. Vennian Diagram for Evaluating $\Pr[m_R^J m_T, m_U^T]$	10
Figure 3. Normalized Throughput versus Spatial Duty-Factor for Half-Duplex Units, Scenario 1	13

1. INTRODUCTION

In our previous report [PoCh87] we introduced the notion of topology-selective jamming in conjunction with a fully-connected network topology, equipped with CDMA capability. Spread-spectrum modulation was employed, both as a multiple-access tool as well as an antijam aid. In particular, we assumed an arbitrary topology of *dedicated* transmitters (TR) and receivers (RCVR) in a statistically symmetrical model, where every TR can be heard by every RCVR; in this sense, the network is fully-connected. The number of TRs (N_T) was fixed* and, in general, different from the number of RCVRs, N_R . A special case is when $N_T = N_R$, which is essentially equivalent to a network of *full duplex* modems. Since full-duplex is but a special case, we prefer the nomenclature "dedicated", which is applicable to more general scenarios such as multi-receiver satellites, two-level hierarchical networks with dedicated receivers/repeaters, etc. In such environments, the present theory would provide performance estimates (throughput-delay) within a "local" subnet of connected radios.

The goal of the present report is to extend that theory to the case where the modems are *nondedicated*, i.e., *half-duplex*. This means that a unit will alternate between the receiving mode and the transmitting mode; it is not dedicated solely to either of the two functions and it cannot do both at the same time, as in the full-duplex case. We shall assume a TR-mode priority, meaning that whenever a unit has a packet scheduled for channel access the transmitter-function takes over and an active transmission ensues, blocking the receiving capability of the unit under consideration at that point in time. If there is no transmission scheduled for a particular slot, so that the unit is not an *active* TR in that slot, then it is set in the receiving mode.

We will keep all other assumptions about the networks the same as in [PoCh87]. In particular, the access protocol is of the slotted ALOHA type with p_0 , p_r denoting the

* Recall that the number of *potential* TRs, N_T , is fixed and different from the number of *active* TRs, M_T , which is a random variable. The same is, in general, true for the RCVRs also.

new-packet transmission and backlogged-packet transmission, respectively. No buffering will be assumed; thus, users are always *busy* (never idle because of an empty buffer), implying that they are either in the *originative mode* (with a new packet) or the *backlogged mode* (with a packet that failed sometime previously). In the status-classification presented in Figure 1, this implies that the "idle" branch is not considered here. The spreading-code distribution will be of either of the *common-code* or the *TR-based-code* type, specially excluding the *RCVR-based-code* case; the theory for the latter is different and will be entertained in a future report. In terms of topology, this code distribution results in a *competitive* scenario, whereby each active TR must try to secure *some* RCVR's attention, assuming that there exists at least one available RCVR at that particular slot. This is different from the *paired-off* situation, where TRs and RCVRs form distinct pairs and suffer only from secondary multi-user interference (plus jamming), but where RCVR attention is warranted for each individual packet.

The report is organized as follows: we will proceed with the analysis of the present model in section 2, while we will present the numerical results and comparisons in section 3.

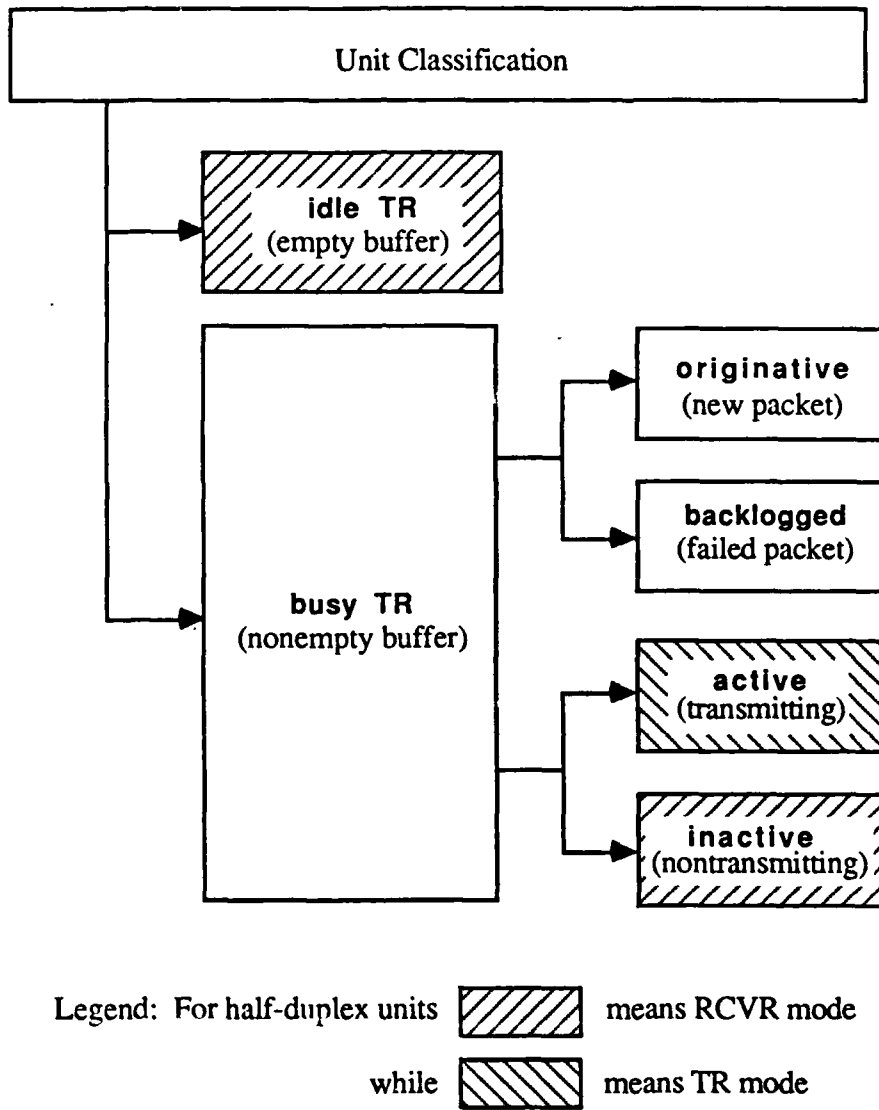


Figure 1. General classification of packet-radio unit status.

2 Analytical Model

For ease of access, we include here Table 1 of the previous report which summarizes all the key parameters of the network under consideration. If U denotes the total number of half-duplex radios which are within range, then the random numbers of active TRs (M_T) and active RCVRs (M_R) are related by

$$M_R = U - M_T \quad (1)$$

Note that if $U = M_T$ in a particular slot, implying that all units act as TRs (this is a likely event in a heavily backlogged period, where TRs give priority to "cleaning up" their backlog status by retransmitting frequently), then there will be no active RCVRs available to capture the transmitted packets. The implications of such events will be analyzed below.

We will proceed with our analysis in two steps: first, we discuss network performance when there is only multi-user interference plus thermal noise (part 2a). Then, we shall also address the jamming case in part 2b.

2a. Noise-Only Performance

When thermal noise is the only deterrent in addition to the omni-present multi-user interference, then the required analytical expressions are a straightforward extension of the results in [PoSi87], with N_R substituted by M_R as per equation (1). For instance, the basic equation (4) of [PoSi87, Proposition 1] for the throughput β remains the same:

$$\beta = \sum_{m_T=1}^{N_T} m_T p_s^T(m_T) f_{M_T}(m_T) \quad (2a)$$

where now

$$p_s^T(m_T) = 1 - \left(1 - \frac{p_A^R(m_T)}{m_T}\right)^{U-m_T} \quad (2b)$$

TABLE 1
Key Parameters

U	Total number of radio units in the local channel (fixed)
N_T	Maximum number of potential transmitters in a slot (fixed)
N_R	Maximum number of potential receivers in a slot (fixed)
M_T	Number of active transmitters in a particular slot (r.v.)
M_R	Number of active receivers in a particular slot (r.v.)
B	Number of backlogged users at the beginning of a slot (r.v.)
M_B	Number of backlogged users retransmitting in a slot (r.v.)
M_0	Number of new users transmitting in a slot (r.v.)
S	Number of "channel successes" in a slot (r.v.)
$f_{M_T}(m)$	Prob $\{M_T = m\}$, unconditional pdf
$\Delta(\xi, \Xi, p)$	Pr $\{\xi$ successes in Ξ trials $\}$, binomial with parameter p

assuming, as in [PoSi87, Proposition 2], independently operating receivers and success per packet at most one. In equation (2b), $p_A^R(m_T)$ is the probability that an *active* RCVR will capture a packet, given m_T packet transmissions in that slot, while $f_{M_T}(m_T)$ in equation (2a) is the composite traffic in a slot (i.e., the probability of $M_T = m_T$ transmissions). The analytic procedure for computing $f_{M_T}(m_T)$ via the appropriate Markovian model is identical to that of Appendix A in [PoSi87], except that the fundamental set of probabilities $\{p_{s|m_T}\}$ should be evaluated based on $m_R = U - m_T$ receivers. A recursive way to compute this set has been proposed in [PoCh87, section 3b]; thus, the quantity N_R in the latter algorithm should be simply substituted by m_R which, given the quantity m_T in a particular slot, can be considered fixed.

2b Noise Plus Jamming

We adopt here the same stochastic, slot-by-slot independent, topology-selective jamming model as in [PoCh87, section 2b]. Again, the jamming status of the network in a particular slot is summarized by the indicator vector \underline{A}_U^J , whose (0,1)-valued components A_i^J ; $i=1,\dots,U$ indicate whether a unit is jammed or not. The jamming strategy is again manifested in the joint probability distribution function (pdf) $\Pr[\underline{A}_U^J = \underline{a}_U]$ of \underline{A}_U^J . However, we have a significant difference in this half-duplex case compared to the dedicated-RCVR case: we will assume that the jammer does not know which units will be the active TRs in a given slot; consequently, he cannot know which are the active RCVRs in order to target only those. This is very different from the previous case, where the set of dedicated RCVRs was assumed fixed, known, and exclusively targeted by the jammer. In the absence of similar information, the jammer will randomly select a subset of units to jam in each slot, despite the fact that some of that power might go wasted on active TRs within that slot.* The jammer has no alternative but to suffer this random loss per slot. Of

* We make the reasonable assumption that a TR's function is not affected in any way if jammed.

course, the jammer still has at his disposal for optimization the probabilistic law $\Pr[A_U^J = a_U]$, and we examine below this optimization aspect.

The first consequence of the aforementioned modeling difference is the fact that the spatial duty factor ρ_{sp} , defined in [PoCh87] as the average fraction of jammed RCVRs per slot, cannot be defined explicitly here, simply because the number of active RCVRs per slot is not fixed but random. Instead, we define the *half-duplex spatial duty factor* ρ_{sp}^{hd} as the average fraction of the units jammed per slot, i.e.,

$$\rho_{sp}^{hd} = \frac{\mathcal{E}\{M_U^J\}}{U} \quad (3)$$

where M_U^J is the r.v. signifying the number of such jammed units per slot. This quantity is a direct byproduct of the stochastic jamming law and can be chosen by the jammer in an optimal way. It can be argued, of course, that to every probabilistic jamming choice (and its concomitant ρ_{sp}^{hd}) there corresponds an *effective* jamming duty factor, which would be the average fraction of the jammed *active* RCVRs per slot. This can be computed after the system of equations for throughput, composite traffic, etc, has been solved and the average number of active transmissions per slot has been determined. However, this is an indirect result of the total model and not something that can be determined a priori, as ρ_{sp}^{hd} can; hence, we opt to express everything in terms of the latter.

We recall from [PoCh87] that a number of different probabilistic jamming scenarios can be devised which correspond to the same value of ρ_{sp} , and this is also true here. Presumably, each such scenario would produce a different throughput for the system, and an exhaustive search would require optimizing over ρ_{sp}^{hd} as well as the underlying jamming pdf. However, a major conclusion of the previous report was that, for the two specific scenarios analyzed therein (Scenario 1 \equiv Bernoulli jamming and Scenario 2 \equiv fixed subset jamming), the difference in throughput was insignificant, once the jamming duty factor was kept the same. This offers a strong evidence (although not a proof) that the dominant

parameter is ρ_{sp} and not the specific probabilistic jamming law inducing it. In view of this, we will only entertain the Bernoulli model here since it is somewhat more amenable to analysis. Thus, we assume that each unit is jammed with probability p_j independently of all others. It follows that $\mathcal{E}\{M_U^J\} = p_j U$, so that $\rho_{sp}^{hd} = p_j$.

A second major analytical consequence of the considered jamming model is that the jamming status of the set of active RCVRs in each slot is *not* statistically independent of the number of active TRs M_T , as in the previous dedicated case, simply because M_R depends on M_T via (1). We must, therefore, rework the derivation of throughput in [PoCh87] in order to account for this fact.

In particular, let $\Delta_{U-M_T}^J$ denote the jamming indicator vector within the random set $M_R = U - M_T$ of active RCVRs in a slot, with $\Pr[\underline{A}_{M_R}^J = \underline{a}_{M_R}^J | M_T] \triangleq \Pr[A_1^J = a_1, \dots, A_{U-M_T}^J = a_{U-M_T}^J | M_T]$ denoting the conditional probability distribution function of that vector, given M_T active TRs in the slot. We can then follow the steps of [PoCh87, section 3] and write

$$\begin{aligned} \beta &= \mathcal{E}\{S\} = \mathcal{E}_{M_T, \Delta_{U-M_T}^J} \left\{ \mathcal{E}\{S | M_T, \Delta_{U-M_T}^J\} \right\} \\ &= \mathcal{E}_{M_T} \left\{ \mathcal{E}_{\Delta_{U-M_T}^J | M_T} \mathcal{E}\{S | M_T, \Delta_{U-M_T}^J\} \right\} \\ &= \sum_{m_T=0}^{N_T} m_T f_{M_T}(m_T) \sum_{\substack{\underline{a}_{m_R} \\ (m_R=U-m_T)}} \Pr[\Delta_{m_R}^J = \underline{a}_{m_R}^J | M_T = m_T] p_s^T(m_T, \underline{a}_{m_R}) \end{aligned} \quad (4)$$

where $p_s^T(m_T, \underline{a}_{m_R})$ is the probability of success from a typical TR's viewpoint, given another $(m_T - 1)$ packets and a specific jamming pattern $\underline{a}_{m_R} = \underline{a}_{U-m_T}$ in a slot. Again, if we define

$$\overline{p_s^T(m_T)} \triangleq \sum_{\underline{a}_{U-m_T}} \Pr[\Delta_{U-m_T}^J = \underline{a}_{U-m_T}^J | M_T] p_s^T(m_T, \underline{a}_{U-m_T}) \quad (5)$$

we arrive at the expression

$$\beta = \sum_{m_T} m_T \overline{p_s^T(m_T)} f_{M_T}(m_T) \quad (6)$$

(see [PoCh87], equation (11)). Equation (12a) of [PoCh87] remains the same

$$\overline{p_s^T(m_T)} = \frac{1}{m_T} \sum_{s=1}^{m_T} s \overline{p_{s|m_T}} \quad (7a)$$

where now

$$\overline{p_{s|m_T}} = \sum_{a_{U-m_T}} \Pr[A_{U-m_T}^J = a_{U-m_T} | m_T] p_{s|m_T} \cdot a_{U-m_T} \quad (7b)$$

Furthermore, utilizing the approximation of conditional independence between RCVRs, we arrive at

$$\begin{aligned} \overline{p_s^T(m_T)} &= \sum_{m_R^J} \Pr[M_R^J = m_R^J | m_T] \cdot \\ &\left[1 - \left(1 - \frac{p_A^R(m_T; J^c)}{m_T} \right)^{U-m_T-m_R^J} \left(1 - \frac{p_A^R(m_T; J)}{m_T} \right)^{m_R^J} \right] \end{aligned} \quad (8)$$

with M_R^J the Hamming-weight transformation of the random vector $A_{U-m_T}^J$.

To proceed, we must evaluate the conditional quantity $\Pr[M_R^J = m_R^J | m_T]$ in (8). For any specific stochastic jamming law, this is the solution to a combinatorial problem which can be addressed with the help of the Vennian diagram of Figure 2 and the total-probability law

$$\Pr[M_R^J = m_R^J | m_T] = \sum_{m_U^J} \Pr[M_U^J = m_U^J] \Pr[m_R^J | m_T, m_U^J] \quad (9)$$

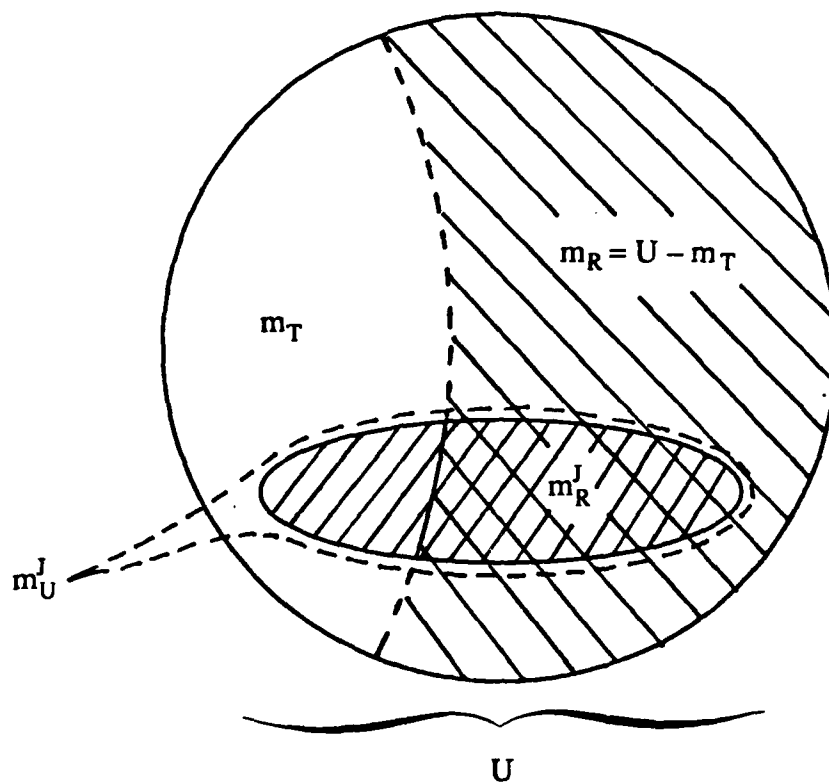


Figure 2. Vennian Diagram for Evaluating $\Pr [m_R^J | m_T, m_U^T]$

where $\Pr[M_U^J = m_U^J]$ depends solely on the jamming stochastic model. Although this can be a fairly complicated task, things simplify significantly in a Bernoulli jamming scenario, because then

$$\Pr[M_R^J = m_R^J | m_T] = \begin{cases} \Delta(m_R^J, U - m_T, \rho_{sp}^{hd}) & ; m_R^J \leq m_R = U - m_T \\ 0 & ; \text{otherwise} \end{cases} \quad (10)$$

If we combine (8) with (10), we arrive at

$$\overline{p_s^T(m_T)} = 1 - \left[1 - \frac{\rho_{sp}^{hd} p_A^R(m_T; J) + (1 - \rho_{sp}^{hd}) p_A^R(m_T; J^c)}{m_T} \right]^{U - m_T} \quad (11)$$

which is completely analogous to equation (16) of [PoCh87] for the Bernoulli scenario. We note that Scenario 2 would be considerably more complicated to analyze, although the basic theoretical path we have provided herein should be adequate for the job.

As we also mentioned in [PoCh87], the above results suffice to calculate the throughput of (6) in the case where $p_0 = p_r = p$, because then the composite traffic $f_{M_T}(m_T)$ is simply the binomial $\Delta(m_T, N_T, p)$ and $\overline{p_s^T(m_T)}$ is given by (11). The more general case $p_0 \neq p_r$ requires the evaluation of $\overline{p_{slm_T}}$ and $f_{M_T}(m_T)$, as per section 3b of [PoCh87]. A careful review of the analysis therein for Scenario 1 will convince us that all the algorithms remain intact, except that N_R should be substituted by $U - m_T$. In other words, the recursion in equation (24) of [PoCh87] will indeed produce $\overline{p_{slm_T}}$, if we replace $p_{slm, m_R^J}^{(k)}$ by $p_{slm_T, m_R^J}^{(k)}$ and $p_{slm, m_R^J}^{(U - m_T)}$ by $\overline{p_{slm_T}}$, as long as we use the average acceptance probability

$$\overline{p_A^R(m_T)} = \rho_{sp}^{hd} p_A^R(m_T; J) + (1 - \rho_{sp}^{hd}) p_A^R(m_T; J^c)$$

instead of p_A^{Rk} . The rigorous proof would follow the steps in Appendix A of [PoCh87].

3. Numerical Results

The theory developed herein has been applied to a fully-connected network with $U=10$ half-duplex units. Figure 3 shows the normalized throughput $r\beta(r)$ versus the jamming duty-factor ρ_{sp}^{hd} , parameterized by the new-packet transmission probability p_0 . Both uncontrolled ($p_0=p_r$) and controlled ($p_0 \neq p_r$) ALOHA protocols have been considered, where the retransmission probability p_r has been optimized in the latter case. The system parameters are identical to those in Figure 3.

Certain interesting conclusions can be drawn from this figure: first, there is again an optimal ρ_{sp}^{hd} which, for these parameter values, is around $(\rho_{sp}^{hd}) \approx 0.5$. Furthermore, comparing Figure 3 with Figure 3 of [PoCh87], we conclude that half-duplex has consistently lower throughput than the full-duplex version, as expected. The throughput in Figure 3 reaches its asymptotic maximum at $p_0 \approx 0.5$ (for the whole range of ρ_{sp}^{hd}); in fact, no noticeable gain exists in the range $p_0 \approx 0.3 \sim 0.5$, particularly around the minimum value. The throughput for the uncontrolled protocol eventually decreases as p_0 is larger than 0.6. This is because when p_0 and p_r are large, only a few units can be RCVR's; and thus the throughput is reduced. On the other hand, the throughput for the controlled and optimized protocol keep increasing as p_0 increases. This is because when p_0 becomes larger, the corresponding optimum p_r becomes smaller; and thus the throughput is kept essentially constant.

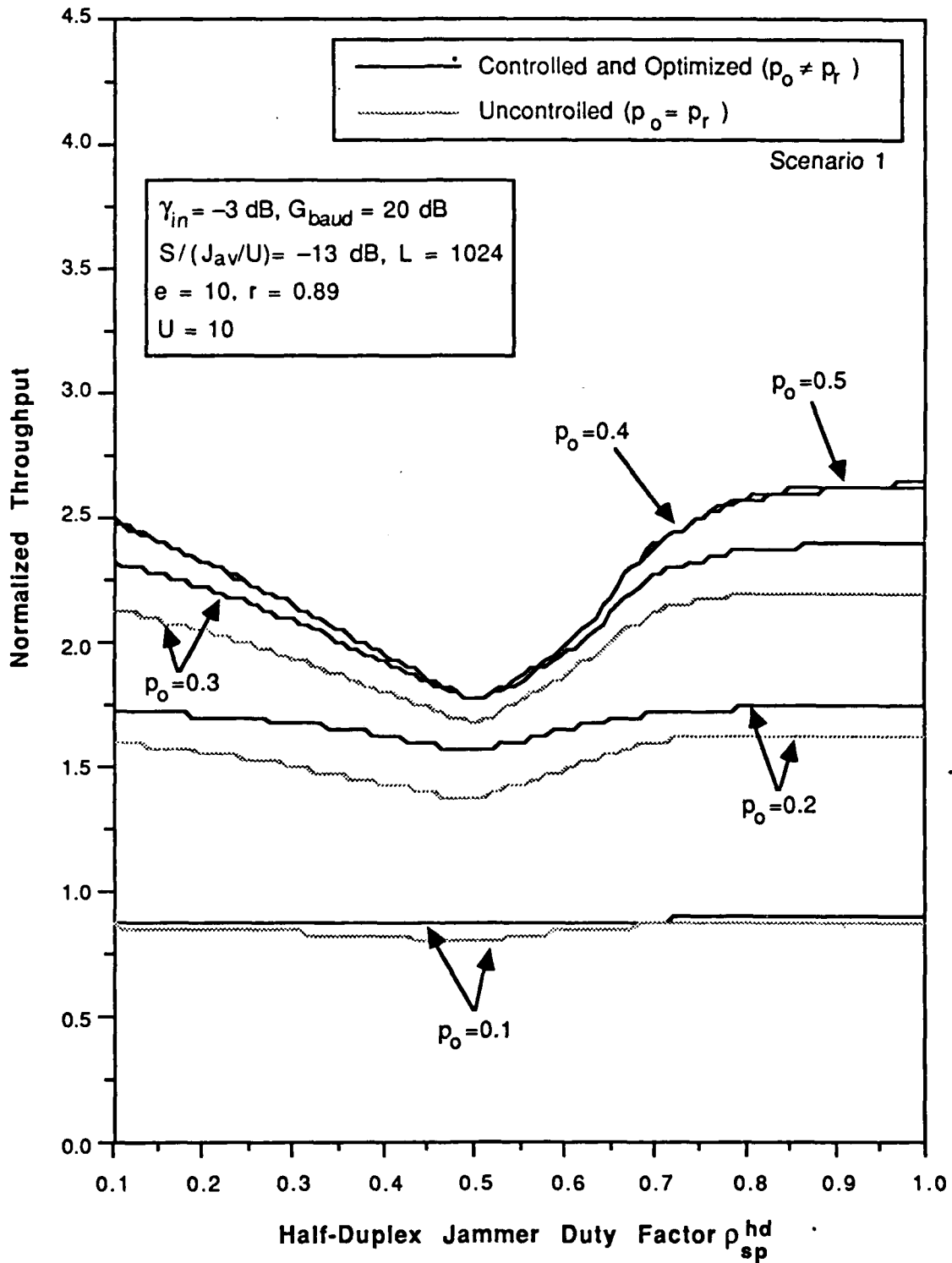


Figure 3. Normalized Throughput versus Spatial Duty-Factor For Half-Duplex Units, Scenario 1.

References

- [PoCh87] A. Polydoros and U. Cheng, "Topology-Selective Jamming of Certain CDMA Monohop Networks," Axiomatix Report No. R8712-5, December 1987.
- [PoSi87] A. Polydoros and J. Silvester, "Slotted Random Access Spread-Spectrum Networks," IEEE Journal on Selected Areas in Comm., Vol. SAC-5, No. 6, July 1987.