

AD-A205 705

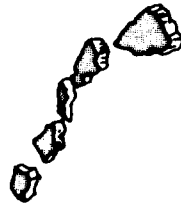
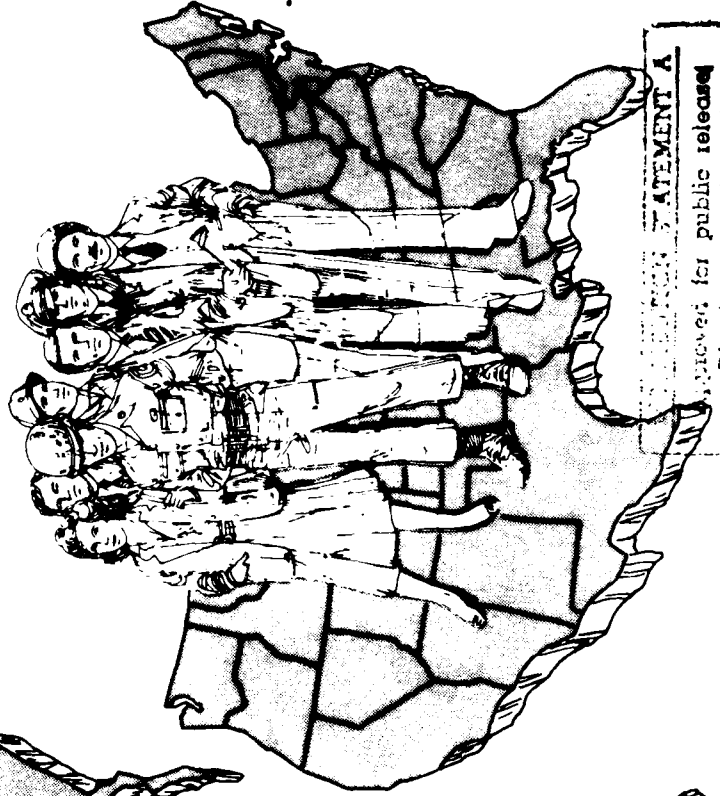
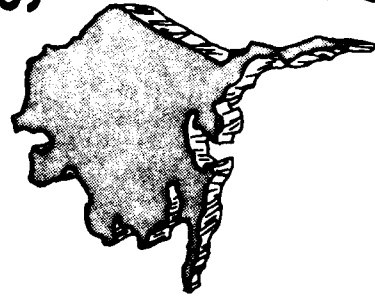
Department of Defense

(12)

M02

# DISTRIBUTION OF PERSONNEL BY STATE AND BY SELECTED LOCATIONS

## SEPTEMBER 30, 1988



DTIC  
ELECTE  
MAR 28 1989  
S & P

STATEMENT A  
Approved for public release  
Distribution Unlimited

89 3 27 000

DEPARTMENT of DEFENSE  
**DISTRIBUTION OF PERSONNEL  
 BY STATE AND BY SELECTED LOCATIONS**

September 30, 1988

*Issued Annually by  
 Washington Headquarters Services  
 Directorate for Information  
 Operations and Reports*

~~For Sale by the Superintendent of Documents  
 U.S. Government Printing Office, Washington, D.C. 20402~~

DTIC AND NTIS IDENTIFICATION NUMBER FOR THIS PUBLICATION IS DIOR/M02-88

|      |     |
|------|-----|
| DTIC | A-1 |
| NTIS |     |
| DDIC |     |
| DDP  |     |
| DDI  |     |
| DDO  |     |
| DDA  |     |
| DDC  |     |
| DDF  |     |
| DDG  |     |
| DDH  |     |
| DDI  |     |
| DDJ  |     |
| DDK  |     |
| DDL  |     |
| DDM  |     |
| DDN  |     |
| DDO  |     |
| DDP  |     |
| DDQ  |     |
| DDR  |     |
| DDT  |     |
| DDU  |     |
| DDV  |     |
| DDW  |     |
| DDX  |     |
| DDY  |     |
| DDZ  |     |
| DDAA |     |
| DDAB |     |
| DDAC |     |
| DDAD |     |
| DDAE |     |
| DDAF |     |
| DDAG |     |
| DDAH |     |
| DDAI |     |
| DDAJ |     |
| DDAK |     |
| DDAL |     |
| DDAM |     |
| DDAN |     |
| DDAO |     |
| DDAP |     |
| DDAQ |     |
| DDAR |     |
| DDAS |     |
| DDAT |     |
| DDAU |     |
| DDAV |     |
| DDAW |     |
| DDAX |     |
| DDAY |     |
| DDAZ |     |
| DDAA |     |
| DDAB |     |
| DDAC |     |
| DDAD |     |
| DDAE |     |
| DDAF |     |
| DDAG |     |
| DDAH |     |
| DDAI |     |
| DDAJ |     |
| DDAK |     |
| DDAL |     |
| DDAM |     |
| DDAN |     |
| DDAO |     |
| DDAP |     |
| DDAQ |     |
| DDAR |     |
| DDAS |     |
| DDAT |     |
| DDAU |     |
| DDAV |     |
| DDAW |     |
| DDAX |     |
| DDAY |     |
| DDAZ |     |
| DDAA |     |
| DDAB |     |
| DDAC |     |
| DDAD |     |
| DDAE |     |
| DDAF |     |
| DDAG |     |
| DDAH |     |
| DDAI |     |
| DDAJ |     |
| DDAK |     |
| DDAL |     |
| DDAM |     |
| DDAN |     |
| DDAO |     |
| DDAP |     |
| DDAQ |     |
| DDAR |     |
| DDAS |     |
| DDAT |     |
| DDAU |     |
| DDAV |     |
| DDAW |     |
| DDAX |     |
| DDAY |     |
| DDAZ |     |



## TABLE OF CONTENTS

|   |    |
|---|----|
| INTRODUCTION.....   | 1  |
| SECTION 1. Percent distribution of DoD Active Duty Military<br>and Direct Hire Civilian Personnel, by State,<br>According to Defense Component: September 30, 1988..... | 3  |
| SECTION 2. DoD Active Duty Military and Direct Hire Civilian<br>Personnel, by Installation or City, According to<br>Defense Component: September 30, 1988.....          | 11 |
| Alabama.....  | 13 |
| Alaska.....   | 14 |
| Arizona.....  | 15 |
| Arkansas.....   | 16 |
| California.....   | 17 |
| Colorado.....   | 22 |
| Connecticut.....  | 23 |
| Delaware.....   | 24 |
| District of Columbia.....   | 25 |
| Florida.....  | 26 |
| Georgia.....  | 28 |
| Hawaii.....   | 29 |
| Idaho.....  | 30 |
| Illinois.....   | 31 |
| Indiana.....  | 32 |
| Iowa.....   | 33 |
| Kansas.....   | 34 |
| Kentucky.....   | 35 |
| Louisiana.....  | 36 |

|                     |    |
|---------------------|----|
| Maine.....          | 37 |
| Maryland.....       | 38 |
| Massachusetts.....  | 40 |
| Michigan.....       | 41 |
| Minnesota.....      | 42 |
| Mississippi.....    | 43 |
| Missouri.....       | 44 |
| Montana.....        | 45 |
| Nebraska.....       | 46 |
| Nevada.....         | 47 |
| New Hampshire.....  | 48 |
| New Jersey.....     | 49 |
| New Mexico.....     | 50 |
| New York.....       | 51 |
| North Carolina..... | 53 |
| North Dakota.....   | 54 |
| Ohio.....           | 55 |
| Oklahoma.....       | 57 |
| Oregon.....         | 58 |
| Pennsylvania.....   | 59 |
| Rhode Island.....   | 61 |
| South Carolina..... | 62 |
| South Dakota.....   | 63 |
| Tennessee.....      | 64 |
| Texas.....          | 65 |
| Utah.....           | 67 |
| Vermont.....        | 68 |
| Virginia.....       | 69 |
| Washington.....     | 71 |
| West Virginia.....  | 72 |
| Wisconsin.....      | 73 |
| Wyoming.....        | 74 |
| Undistributed.....  | 75 |

## INTRODUCTION

This publication is prepared from information submitted annually to Washington Headquarters Services, Directorate for Information Operations and Reports (WHS/DIOR) under Reports Control Symbol DD-COMP(A) 659. Information is reported to WHS/DIOR by the Military Departments and Defense Agencies. These data provide statistics on the number of active duty military and direct hire civilian personnel by operating location in the United States, with operating location defined as the geographic location where personnel are located for the performance of work.

This report is divided into two sections. In each, the information is presented according to Defense component, including the Military Departments (Army, Navy, and Air Force) and the category "Other DoD Organizations." This latter classification includes the following:

Office of the Secretary of Defense (OSD)  
Defense Advanced Research Projects Agency  
Defense Communications Agency  
Defense Contract Audit Agency  
Defense Investigative Service  
Defense Legal Services Agency  
Defense Logistics Agency  
Defense Mapping Agency  
Defense Nuclear Agency  
Defense Security Assistance Agency  
Strategic Defense Initiative Organization  
American Forces Information Service  
Defense Medical Support Activity

Defense Technology Security Administration  
Department of Defense Dependents Schools  
Office of Civilian Health and  
Medical Program Office  
Office of Economic Adjustment  
On-Site Inspection Agency  
Washington Headquarters Services  
Joint Chiefs of Staff  
Inspector General of the  
Department of Defense  
Uniformed Services University  
of the Health Sciences  
U.S. Court of Military Appeals

In Section One, the total number of active duty military and direct hire civilian personnel as of September 30, 1988, are presented by state according to Defense component. Included is information on the percentage of each component's personnel located in each state. In Section Two, the active duty military and direct hire civilian personnel are shown for selected cities and installations in each state according to Defense component.

Special attention is directed to the following:

1. In some instances, the Military Departments report personnel by parent installation rather than their operating location. Such variations tend to occur in metropolitan areas where military activities are scattered among many political jurisdictions. In addition, personnel on temporary duty (TDY) on September 30, 1988, may be reported at their assigned locations.
2. Military personnel in each department include a number of personnel in a transient status. These personnel are in a travel, proceed, leave en route, or temporary duty status while on permanent change of station (PCS) orders. The Marine Corps and Air Force report these personnel at their location prior to their new permanent duty location. The Army and Navy include these personnel in one category entitled "Undistributed", which may also include personnel for which an exact location is undetermined.
3. Excluded from the direct hire civilian personnel in this publication are those who are not subject to Office of Management and Budget (OMB) ceiling controls. This includes personnel such as summer aids or employees in the Stay-in-School Federal Junior Fellowship, and Worker-Trainee Opportunity Programs and those covered by other official exemptions granted by OMB. As of September 30, 1988, the Department of Defense employed 8,867 nonceiling civilian employees in the United States.
4. Department of the Army civilian personnel include employees involved in civil functions in the United States. This consisted of 30,303 employees of the Army Corps of Engineers and 141 Army cemeiterial employees. Also included in this report are the two civil function personnel of the Air Force.
5. Department of the Navy military personnel include those in the military services of the Navy and Marine Corps. The Navy Department military totals consist of shore-based personnel and exclude those personnel who are afloat and temporary shore-based.

Further information on DoD personnel can be found in the WHS/DIOR annual publication *Selected Manpower Statistics* and the quarterly publications *Worldwide Manpower Distribution by Geographical Area*, *Civilian Manpower Statistics*, and *Military Manpower Statistics*.

**SECTION 1**

**PERCENT DISTRIBUTION OF DoD ACTIVE DUTY MILITARY AND DIRECT HIRE CIVILIAN**

**PERSONNEL, ACCORDING TO DEFENSE COMPONENT: SEPTEMBER 30, 1988**

**PERCENT DISTRIBUTION OF DoD ACTIVE DUTY MILITARY AND DIRECT HIRE CIVILIAN PERSONNEL BY STATE, ACCORDING TO DEFENSE COMPONENT: SEPTEMBER 30, 1988**

| STATE           | TYPE OF PERSONNEL | 1988 CENSUS *1 |           | ARMY *2 |          | NAVY *3 |          | AIR FORCE |           | OTHER DoD ORGANIZATIONS |          | TOTAL DEPARTMENT OF DEFENSE |          |
|-----------------|-------------------|----------------|-----------|---------|----------|---------|----------|-----------|-----------|-------------------------|----------|-----------------------------|----------|
|                 |                   | NUMBER         | PCT. U.S. | NUMBER  | PCT. USA | NUMBER  | PCT. USN | NUMBER    | PCT. USAF | NUMBER                  | PCT. ODA | NUMBER                      | PCT. DoD |
| Alabama         | MILITARY          |                |           | 15,199  | 3.0      | 818     | 2.2      | 4,571     | 1.0       |                         |          | 20,588                      | 1.5      |
|                 | CIVILIAN          | 4,127,000      | 1.7       | 22,087  | 6.8      | 27      | 0.0      | 3,032     | 1.3       | 474                     | .6       | 25,630                      | 2.7      |
|                 | TOTAL             |                |           | 37,296  | 4.5      | 845     | 1.1      | 7,603     | 1.1       | 474                     | .6       | 46,218                      | 2.0      |
| Alaska          | MILITARY          |                |           | 9,364   | 1.8      | 1,940   | 5.5      | 11,186    | 2.6       | 54                      | .1       | 22,490                      | 1.6      |
|                 | CIVILIAN          | 513,000        | 2.2       | 2,863   | 1.9      | 2,215   | 1.1      | 1,818     | 2.8       | 54                      | .1       | 4,950                       | 1.5      |
|                 | TOTAL             |                |           | 12,227  | 1.5      | 2,155   | 1.3      | 13,004    | 2.0       | 54                      | .1       | 27,440                      | 1.2      |
| Arizona         | MILITARY          |                |           | 5,679   | 1.1      | 4,864   | 1.1      | 14,286    | 3.3       | 519                     | .7       | 24,829                      | 1.8      |
|                 | CIVILIAN          | 3,466,000      | 1.4       | 5,176   | 1.6      | 4,459   | 1.1      | 4,283     | 1.9       | 519                     | .7       | 10,437                      | 1.1      |
|                 | TOTAL             |                |           | 10,855  | 1.3      | 5,323   | 1.7      | 18,569    | 2.8       | 519                     | .7       | 35,266                      | 1.5      |
| Arkansas        | MILITARY          |                |           | 952     | 2.2      | 246     | 1.1      | 7,946     | 1.8       | 80                      | .1       | 9,144                       | .7       |
|                 | CIVILIAN          | 2,422,000      | 1.0       | 3,620   | 1.1      | 10      | 0.0      | 1,331     | 1.6       | 80                      | .1       | 5,041                       | .5       |
|                 | TOTAL             |                |           | 4,572   | 1.5      | 256     | 0.0      | 9,277     | 1.4       | 80                      | .1       | 14,185                      | .6       |
| California      | MILITARY          |                |           | 27,048  | 5.3      | 125,764 | 29.2     | 51,979    | 11.9      | 8,156                   | 10.5     | 204,791                     | 14.9     |
|                 | CIVILIAN          | 28,168,000     | 11.5      | 16,990  | 5.2      | 77,261  | 24.7     | 28,781    | 12.7      | 8,156                   | 10.5     | 131,188                     | 13.9     |
|                 | TOTAL             |                |           | 44,038  | 5.3      | 203,025 | 27.3     | 80,760    | 12.2      | 8,156                   | 10.5     | 335,979                     | 14.5     |
| Colorado        | MILITARY          |                |           | 21,915  | 4.3      | 869     | 2.2      | 15,542    | 3.6       | 561                     | .7       | 38,326                      | 2.8      |
|                 | CIVILIAN          | 3,290,000      | 1.3       | 5,042   | 1.6      | 20      | 0.0      | 8,110     | 3.6       | 561                     | .7       | 13,733                      | 1.5      |
|                 | TOTAL             |                |           | 26,957  | 3.2      | 889     | 1.1      | 23,652    | 3.6       | 561                     | .7       | 52,059                      | 2.2      |
| Connecticut     | MILITARY          |                |           | 232     | 0.0      | 7,139   | 1.7      | 52        | 0.0       | 920                     | 1.2      | 7,423                       | .5       |
|                 | CIVILIAN          | 3,241,000      | 1.3       | 588     | 2.2      | 3,170   | 1.0      | 362       | 2.2       | 920                     | 1.2      | 5,040                       | .5       |
|                 | TOTAL             |                |           | 820     | 1.1      | 10,309  | 1.4      | 414       | 1.1       | 920                     | 1.2      | 12,463                      | .5       |
| Delaware        | MILITARY          |                |           | 51      | 0.0      | 18      | 0.0      | 4,518     | 1.0       | 26                      | .0       | 4,587                       | .3       |
|                 | CIVILIAN          | 660,000        | 3.3       | 249     | 1.1      | 1       | 0.0      | 1,525     | 1.7       | 26                      | .0       | 1,801                       | .2       |
|                 | TOTAL             |                |           | 300     | 0.0      | 19      | 0.0      | 6,043     | 1.9       | 26                      | .0       | 6,388                       | .3       |
| District of Col | MILITARY          |                |           | 4,702   | 9.9      | 4,499   | 1.0      | 3,441     | 8.8       | 754                     | 1.0      | 12,642                      | 9.9      |
|                 | CIVILIAN          | 620,000        | 3.3       | 6,439   | 2.0      | 8,695   | 2.8      | 1,140     | 5.5       | 754                     | 1.0      | 17,028                      | 1.8      |
|                 | TOTAL             |                |           | 11,141  | 1.3      | 13,194  | 1.8      | 4,581     | 7.7       | 754                     | 1.0      | 29,670                      | 1.3      |

\*1 The Bureau of Census population data used herein are July 1, 1988 (Interim).

\*2 Army includes Civil Functions.

\*3 Navy excludes temporary shore based and afloat. Includes Marine Corps.

Prepared by: Washington Headquarters Services  
Directorate for Information  
Operations and Reports

**PERCENT DISTRIBUTION OF DoD ACTIVE DUTY MILITARY AND DIRECT HIRE CIVILIAN PERSONNEL BY STATE, ACCORDING TO DEFENSE COMPONENT: SEPTEMBER 30, 1988**

| STATE    | TYPE OF PERSONNEL | 1988 CENSUS *1 |           | ARMY *2 |          | NAVY *3 |          | AIR FORCE |           | OTHER DoD ORGANIZATIONS |          | TOTAL DEPARTMENT OF DEFENSE |          |
|----------|-------------------|----------------|-----------|---------|----------|---------|----------|-----------|-----------|-------------------------|----------|-----------------------------|----------|
|          |                   | NUMBER         | PCT. U.S. | NUMBER  | PCT. USA | NUMBER  | PCT. USN | NUMBER    | PCT. USAF | NUMBER                  | PCT. ODA | NUMBER                      | PCT. DoD |
| Florida  | MILITARY          | 12,377,000     | 5.0       | 2,551   | 5        | 42,482  | 9.9      | 32,026    | 7.3       | 1,223                   | 1.6      | 77,039                      | 5.6      |
|          | CIVILIAN          |                |           | 1,948   | 6        | 19,319  | 6.2      | 9,523     | 4.2       | 1,223                   | 1.6      | 32,013                      | 3.4      |
|          | TOTAL             |                |           | 4,499   | 5        | 61,781  | 8.3      | 41,549    | 6.3       |                         |          | 109,052                     | 4.7      |
| Georgia  | MILITARY          | 6,401,000      | 2.6       | 50,537  | 9.9      | 4,010   | 9        | 7,510     | 1.7       | 1,047                   | 1.3      | 62,057                      | 4.5      |
|          | CIVILIAN          |                |           | 16,145  | 5.0      | 4,368   | 1.4      | 16,239    | 7.2       | 1,047                   | 1.3      | 37,799                      | 4.0      |
|          | TOTAL             |                |           | 66,682  | 8.0      | 8,378   | 1.1      | 23,749    | 3.6       | 1,047                   | 1.3      | 99,856                      | 4.3      |
| Hawaii   | MILITARY          | 1,093,000      | .4        | 18,170  | 3.6      | 19,857  | 4.6      | 5,926     | 1.4       | 120                     | .2       | 43,953                      | 3.2      |
|          | CIVILIAN          |                |           | 5,296   | 1.6      | 12,824  | 4.1      | 2,317     | 1.0       | 120                     | .2       | 20,557                      | 2.2      |
|          | TOTAL             |                |           | 23,466  | 2.8      | 32,681  | 4.4      | 8,243     | 1.2       | 120                     | .2       | 64,510                      | 2.8      |
| Idaho    | MILITARY          | 999,000        | .4        | 49      | 0        | 1,732   | 4        | 3,777     | 9         | 14                      | .0       | 5,558                       | 4        |
|          | CIVILIAN          |                |           | 499     | 2        | 1,40    | 0        | 777       | 3         | 14                      | .0       | 1,330                       | 1        |
|          | TOTAL             |                |           | 548     | 1        | 1,772   | 2        | 4,554     | 7         | 14                      | .0       | 6,888                       | 3        |
| Illinois | MILITARY          | 11,544,000     | 4.7       | 2,781   | 5        | 23,893  | 5.6      | 11,199    | 2.6       | 1,392                   | 1.8      | 37,873                      | 2.8      |
|          | CIVILIAN          |                |           | 12,573  | 3.9      | 2,143   | 7        | 4,937     | 2.2       | 1,392                   | 1.8      | 21,045                      | 2.2      |
|          | TOTAL             |                |           | 15,354  | 1.8      | 26,036  | 3.5      | 16,136    | 2.4       | 1,392                   | 1.8      | 58,918                      | 2.5      |
| Indiana  | MILITARY          | 5,575,000      | 2.3       | 2,488   | 5        | 530     | 1        | 2,772     | 6         | 567                     | .7       | 5,790                       | 4        |
|          | CIVILIAN          |                |           | 6,196   | 1.9      | 6,999   | 2.2      | 1,271     | 6         | 567                     | .7       | 15,033                      | 1.6      |
|          | TOTAL             |                |           | 8,684   | 1.0      | 7,529   | 1.0      | 4,043     | 6         | 567                     | .7       | 20,823                      | 1.9      |
| Iowa     | MILITARY          | 2,834,000      | 1.2       | 252     | 0        | 104     | 0        | 41        | 0         | 132                     | .2       | 397                         | 0        |
|          | CIVILIAN          |                |           | 884     | 3        | 8       | 0        | 513       | 2         | 132                     | .2       | 1,537                       | 2        |
|          | TOTAL             |                |           | 1,136   | 1        | 112     | 0        | 554       | 1         | 132                     | .2       | 1,934                       | 1        |
| Kansas   | MILITARY          | 2,487,000      | 1.0       | 19,286  | 3.8      | 375     | 1        | 3,511     | 8         | 215                     | .3       | 23,172                      | 1.7      |
|          | CIVILIAN          |                |           | 5,159   | 1.6      | 165     | 1        | 1,302     | 6         | 215                     | .3       | 6,841                       | 1.7      |
|          | TOTAL             |                |           | 24,445  | 2.9      | 540     | 1        | 4,813     | 7         | 215                     | .3       | 30,013                      | 1.3      |
| Kentucky | MILITARY          | 3,721,000      | 1.5       | 37,804  | 7.4      | 374     | 1        | 242       | 1         | 413                     | .5       | 38,420                      | 2.8      |
|          | CIVILIAN          |                |           | 10,509  | 3.2      | 2,359   | 8        | 242       | 1         | 413                     | .5       | 13,523                      | 1.4      |
|          | TOTAL             |                |           | 48,313  | 5.8      | 2,733   | 4        | 484       | 1         | 413                     | .5       | 51,943                      | 2.2      |

\*1 The Bureau of Census population data used herein are July 1, 1988 (Interim)

\*2 Army includes Civil Functions

\*3 Navy excludes temporary shore based and afloat. Includes Marine Corps

Prepared by: Washington Headquarters Services  
Directorate for Information  
Operations and Reports

**PERCENT DISTRIBUTION OF DoD ACTIVE DUTY MILITARY AND DIRECT HIRE CIVILIAN PERSONNEL BY STATE, ACCORDING TO DEFENSE COMPONENT: SEPTEMBER 30, 1988**

| STATE         | TYPE OF PERSONNEL | 1988 CENSUS #1 |           | ARMY #2 |          | NAVY #3 |          | AIR FORCE |           | OTHER DoD ORGANIZATIONS |          | TOTAL DEPARTMENT OF DEFENSE |        |
|---------------|-------------------|----------------|-----------|---------|----------|---------|----------|-----------|-----------|-------------------------|----------|-----------------------------|--------|
|               |                   | NUMBER         | PCT. U.S. | NUMBER  | PCT. USA | NUMBER  | PCT. USN | NUMBER    | PCT. USAF | NUMBER                  | PCT. ODA | NUMBER                      | CT DoD |
|               |                   |                |           |         |          |         |          |           |           |                         |          |                             |        |
| Louisiana     | MILITARY          | 11,514         | 2.3       | 1,795   | 4        | 9,463   | 2.2      | 291       | 2.2       | 22,772                  | 1.7      |                             |        |
|               | CIVILIAN          | 4,570          | 1.4       | 1,900   | 6        | 2,366   | 1.0      | 291       | 1.0       | 9,127                   | 1.0      |                             |        |
|               | TOTAL             | 16,084         | 1.9       | 3,695   | 5        | 11,829  | 1.8      | 582       | 1.4       | 31,899                  | 1.4      |                             |        |
| Maine         | MILITARY          | 110            | 0         | 1,670   | 4        | 3,720   | 9        | 70        | 1         | 5,500                   | 4        |                             |        |
|               | CIVILIAN          | 325            | 1         | 9,483   | 3.0      | 835     | 4        | 70        | 1         | 10,713                  | 1.1      |                             |        |
|               | TOTAL             | 435            | 1         | 11,153  | 1.5      | 4,555   | 7        | 140       | 1         | 16,213                  | 1.7      |                             |        |
| Maryland      | MILITARY          | 10,454         | 2.1       | 15,207  | 3.5      | 8,665   | 2.0      | 5,591     | 7.2       | 34,326                  | 2.5      |                             |        |
|               | CIVILIAN          | 16,777         | 5.2       | 16,381  | 5.2      | 3,298   | 1.5      | 5,591     | 7.2       | 42,047                  | 4.5      |                             |        |
|               | TOTAL             | 27,231         | 3.3       | 31,588  | 4.3      | 11,963  | 1.8      | 11,182    | 7.2       | 76,373                  | 3.3      |                             |        |
| Massachusetts | MILITARY          | 4,824          | 9         | 1,203   | 3        | 2,698   | 6        | 1,769     | 2.3       | 8,725                   | 6        |                             |        |
|               | CIVILIAN          | 4,964          | 1.5       | 968     | 3        | 4,048   | 1.8      | 1,769     | 2.3       | 11,749                  | 1.2      |                             |        |
|               | TOTAL             | 9,788          | 1.2       | 2,171   | 3        | 6,746   | 1.0      | 3,538     | 2.3       | 20,474                  | 1.9      |                             |        |
| Michigan      | MILITARY          | 1,128          | 2         | 650     | 2        | 7,151   | 1.6      | 1,990     | 2.6       | 8,929                   | 6        |                             |        |
|               | CIVILIAN          | 7,549          | 2.3       | 92      | 0        | 2,255   | 1.0      | 1,990     | 2.6       | 11,886                  | 1.3      |                             |        |
|               | TOTAL             | 8,677          | 1.0       | 742     | 1        | 9,406   | 1.4      | 3,980     | 2.6       | 20,815                  | 1.9      |                             |        |
| Minnesota     | MILITARY          | 463            | 1         | 345     | 1        | 120     | 0        | 461       | 6         | 928                     | 1        |                             |        |
|               | CIVILIAN          | 1,523          | 5         | 126     | 0        | 879     | 4        | 461       | 6         | 2,989                   | 3        |                             |        |
|               | TOTAL             | 1,986          | 2         | 471     | 1        | 999     | 2        | 922       | 6         | 3,917                   | 2        |                             |        |
| Mississippi   | MILITARY          | 509            | 1         | 3,523   | 8        | 10,350  | 2.4      | 182       | 2         | 14,382                  | 1.0      |                             |        |
|               | CIVILIAN          | 4,945          | 1.5       | 2,921   | 9        | 3,005   | 1.3      | 182       | 2         | 11,053                  | 1.2      |                             |        |
|               | TOTAL             | 5,454          | 7         | 6,444   | 9        | 13,355  | 2.0      | 364       | 2         | 25,435                  | 1.1      |                             |        |
| Missouri      | MILITARY          | 11,024         | 2.2       | 850     | 2        | 3,362   | 8        | 4,532     | 5.8       | 15,236                  | 1.1      |                             |        |
|               | CIVILIAN          | 12,732         | 3.9       | 1,433   | 5        | 1,396   | 6        | 4,532     | 5.8       | 20,093                  | 2.1      |                             |        |
|               | TOTAL             | 23,756         | 2.9       | 2,283   | 3        | 4,758   | 7        | 9,064     | 5.8       | 35,329                  | 1.5      |                             |        |
| Montana       | MILITARY          | 25             | 0         | 19      | 0        | 4,166   | 1.0      | 18        | 0         | 4,210                   | 3        |                             |        |
|               | CIVILIAN          | 424            | 1         | 2       | 0        | 857     | 4        | 18        | 0         | 1,301                   | 1        |                             |        |
|               | TOTAL             | 449            | 1         | 21      | 0        | 5,023   | 8        | 18        | 0         | 5,511                   | 2        |                             |        |

\*1 The Bureau of Census population data used herein are July 1, 1988 (Interim)

\*2 Army includes Civil Functions

\*3 Navy excludes temporary shore based and afloat Includes Marine Corps

Prepared by: Washington Headquarters Services  
Directorate for Information Operations and Reports

**PERCENT DISTRIBUTION OF DoD ACTIVE DUTY MILITARY AND DIRECT HIRE CIVILIAN PERSONNEL BY STATE, ACCORDING TO DEFENSE COMPONENT: SEPTEMBER 30, 1988**

| STATE          | TYPE OF PERSONNEL | 1988 CENSUS *1 |           | ARMY *2 |          | NAVY *3 |          | AIR FORCE |           | OTHER DoD ORGANIZATIONS |          | TOTAL DEPARTMENT OF DEFENSE |          |
|----------------|-------------------|----------------|-----------|---------|----------|---------|----------|-----------|-----------|-------------------------|----------|-----------------------------|----------|
|                |                   | NUMBER         | PCT. U.S. | NUMBER  | PCT. USA | NUMBER  | PCT. USN | NUMBER    | PCT. USAF | NUMBER                  | PCT. ODA | NUMBER                      | PCT. DoD |
| Nebraska       | MILITARY          | 289            | .7        | 1       | .1       | 343     | .1       | 12,497    | 2.9       | 50                      | .1       | 13,129                      | 1.0      |
|                | CIVILIAN          | 1,857          | .6        | 16      | .0       | 16      | .0       | 2,037     | .9        | 50                      | .1       | 3,960                       | .4       |
|                | TOTAL             | 2,146          | .3        | 359     | .3       | 359     | .0       | 14,534    | 2.2       | 50                      | .1       | 17,089                      | .7       |
| Nevada         | MILITARY          | 22             | .4        | 0       | .0       | 953     | .2       | 8,262     | 1.9       | 38                      | .0       | 9,237                       | .7       |
|                | CIVILIAN          | 300            | .1        | 1       | .0       | 266     | .1       | 1,376     | .6        | 38                      | .0       | 1,980                       | .2       |
|                | TOTAL             | 322            | .0        | 1,219   | .0       | 1,219   | .2       | 9,638     | 1.5       | 38                      | .0       | 11,217                      | .5       |
| New Hampshire  | MILITARY          | 36             | .4        | 0       | .0       | 271     | .1       | 3,615     | .8        | 148                     | .2       | 3,922                       | .3       |
|                | CIVILIAN          | 563            | .4        | 2       | .0       | 75      | .0       | 750       | .3        | 148                     | .2       | 1,536                       | .2       |
|                | TOTAL             | 599            | .1        | 346     | .1       | 346     | .0       | 4,365     | .7        | 148                     | .2       | 5,458                       | .2       |
| New Jersey     | MILITARY          | 12,018         | 3.1       | 2.4     | 2.4      | 1,864   | .4       | 4,744     | 1.1       | 1,232                   | 1.6      | 18,626                      | 1.4      |
|                | CIVILIAN          | 15,509         | 3.8       | 4.8     | 4.8      | 6,259   | 2.0      | 2,127     | .9        | 1,232                   | 1.6      | 25,127                      | 2.7      |
|                | TOTAL             | 27,527         | 3.3       | 3.3     | 3.3      | 8,123   | 1.1      | 6,871     | 1.0       | 1,232                   | 1.6      | 43,753                      | 1.9      |
| New Mexico     | MILITARY          | 1,272          | .6        | 3       | .3       | 551     | .1       | 13,356    | 3.1       | 441                     | .6       | 15,179                      | 1.1      |
|                | CIVILIAN          | 4,880          | .6        | 1.5     | .5       | 206     | .1       | 4,426     | 1.9       | 441                     | .6       | 9,953                       | 1.1      |
|                | TOTAL             | 6,152          | .7        | 7       | .7       | 757     | .1       | 17,782    | 2.7       | 441                     | .6       | 25,132                      | 1.1      |
| New York       | MILITARY          | 16,402         | 7.3       | 3.2     | 3.2      | 3,624   | .8       | 8,295     | 1.9       | 2,228                   | 2.9      | 28,321                      | 2.1      |
|                | CIVILIAN          | 11,074         | 7.3       | 3.4     | 3.4      | 1,132   | .4       | 4,997     | 2.2       | 2,228                   | 2.9      | 19,431                      | 2.1      |
|                | TOTAL             | 27,476         | 3.3       | 3.3     | 3.3      | 4,756   | .6       | 13,292    | 2.0       | 2,228                   | 2.9      | 47,752                      | 2.1      |
| North Carolina | MILITARY          | 39,025         | 2.7       | 7.7     | 7.7      | 42,022  | 9.8      | 8,833     | 2.0       | 278                     | .4       | 89,880                      | 6.5      |
|                | CIVILIAN          | 6,265          | 2.7       | 1.9     | 1.9      | 7,795   | 2.5      | 1,305     | .6        | 278                     | .4       | 15,643                      | 1.7      |
|                | TOTAL             | 45,290         | 5.4       | 5.4     | 5.4      | 49,817  | 6.7      | 10,138    | 1.5       | 278                     | .4       | 105,523                     | 4.6      |
| North Dakota   | MILITARY          | 24             | .3        | 0       | .0       | 8       | .0       | 10,840    | 2.5       | 36                      | .0       | 10,872                      | .8       |
|                | CIVILIAN          | 420            | .3        | 1       | .1       | 1       | .0       | 1,414     | .6        | 36                      | .0       | 1,871                       | .2       |
|                | TOTAL             | 444            | .1        | .1      | .1       | 9       | .0       | 12,254    | 1.8       | 36                      | .0       | 12,743                      | .5       |
| Ohio           | MILITARY          | 803            | 4.4       | .2      | .2       | 965     | .2       | 9,684     | 2.2       | 8,928                   | 11.5     | 11,452                      | .8       |
|                | CIVILIAN          | 3,211          | 4.4       | 7       | .7       | 1,581   | .5       | 20,553    | 9.1       | 8,928                   | 11.5     | 33,273                      | 3.5      |
|                | TOTAL             | 3,014          | 4.4       | 4       | .4       | 2,546   | .3       | 30,237    | 4.5       | 8,928                   | 11.5     | 44,725                      | 1.9      |

\*1 The Bureau of Census population data used herein are July 1, 1988 (interim).

\*2 Army includes Civil Functions.

\*3 Navy excludes temporary shore based and afloat. Includes Marine Corps.

Prepared by: Washington Headquarters Services  
Directorate for Information Operations and Reports

**PERCENT DISTRIBUTION OF DoD ACTIVE DUTY MILITARY AND DIRECT HIRE CIVILIAN PERSONNEL BY STATE, ACCORDING TO DEFENSE COMPONENT: SEPTEMBER 30, 1988**

| STATE          | TYPE OF PERSONNEL | 1988 CENSUS #1 |           | ARMY #2 |          | NAVY #3 |          | AIR FORCE |           | OTHER DoD ORGANIZATIONS |          | TOTAL DEPARTMENT OF DEFENSE |          |
|----------------|-------------------|----------------|-----------|---------|----------|---------|----------|-----------|-----------|-------------------------|----------|-----------------------------|----------|
|                |                   | NUMBER         | PCT. U.S. | NUMBER  | PCT. USA | NUMBER  | PCT. USN | NUMBER    | PCT. USAF | NUMBER                  | PCT. ODA | NUMBER                      | PCT. DoD |
| Oklahoma       | MILITARY          |                |           | 20,468  | 4.0      | 485     | .1       | 13,018    | 3.0       |                         |          | 33,971                      | 2.5      |
|                | CIVILIAN          | 3,263,000      | 1.3       | 5,781   | 1.8      | 100     | .0       | 17,690    | 7.8       | 206                     | .3       | 23,777                      | 2.5      |
|                | TOTAL             |                |           | 26,249  | 3.2      | 585     | .1       | 30,708    | 4.6       | 206                     | .3       | 57,748                      | 2.5      |
| Oregon         | MILITARY          |                |           | 202     | .0       | 399     | .1       | 58        | .0        |                         |          | 659                         | .0       |
|                | CIVILIAN          | 2,741,000      | 1.1       | 2,431   | .7       | 23      | .0       | 682       | .3        | 50                      | .1       | 3,186                       | .3       |
|                | TOTAL             |                |           | 2,633   | .3       | 422     | .1       | 740       | .1        | 50                      | .1       | 3,845                       | .2       |
| Pennsylvania   | MILITARY          |                |           | 2,171   | .4       | 3,604   | .8       | 349       | .1        |                         |          | 6,124                       | .4       |
|                | CIVILIAN          | 12,027,000     | 4.9       | 17,659  | 5.4      | 24,372  | 7.8      | 1,561     | .7        | 8,958                   | 11.5     | 52,550                      | 5.6      |
|                | TOTAL             |                |           | 19,830  | 2.4      | 27,976  | 3.8      | 1,910     | .3        | 8,958                   | 11.5     | 58,674                      | 2.5      |
| Rhode Island   | MILITARY          |                |           | 102     | .0       | 3,540   | .8       | 61        | .0        |                         |          | 3,703                       | .3       |
|                | CIVILIAN          | 995,000        | .4        | 304     | .1       | 7,219   | 1.2      | 241       | .1        | 81                      | .1       | 4,305                       | .5       |
|                | TOTAL             |                |           | 406     | .0       | 7,219   | 1.0      | 302       | .0        | 81                      | .1       | 8,008                       | .5       |
| South Carolina | MILITARY          |                |           | 11,092  | 2.2      | 17,132  | 4.0      | 13,596    | 3.1       |                         |          | 41,820                      | 3.0      |
|                | CIVILIAN          | 3,493,000      | 1.4       | 3,140   | 1.0      | 14,508  | 4.6      | 2,555     | 1.1       | 138                     | .2       | 20,341                      | 2.2      |
|                | TOTAL             |                |           | 14,232  | 1.7      | 31,640  | 4.3      | 16,151    | 2.4       | 138                     | .2       | 62,161                      | 2.7      |
| South Dakota   | MILITARY          |                |           | 49      | .0       | 11      | .0       | 6,650     | 1.5       |                         |          | 6,710                       | .5       |
|                | CIVILIAN          | 715,000        | .3        | 575     | .2       | 1       | .0       | 866       | .4        | 19                      | .0       | 1,461                       | .2       |
|                | TOTAL             |                |           | 624     | .1       | 12      | .0       | 7,516     | 1.1       | 19                      | .0       | 8,171                       | .4       |
| Tennessee      | MILITARY          |                |           | 374     | .1       | 9,405   | 2.2      | 262       | .1        |                         |          | 10,041                      | .7       |
|                | CIVILIAN          | 4,919,000      | 2.0       | 2,761   | .8       | 1,062   | .3       | 966       | .4        | 2,789                   | 3.6      | 7,578                       | .8       |
|                | TOTAL             |                |           | 3,135   | .4       | 10,467  | 1.4      | 1,228     | .2        | 2,789                   | 3.6      | 17,619                      | .8       |
| Texas          | MILITARY          |                |           | 65,546  | 12.9     | 6,809   | 1.6      | 54,001    | 12.3      |                         |          | 126,356                     | 9.2      |
|                | CIVILIAN          | 16,780,000     | 6.8       | 25,625  | 7.9      | 2,119   | .7       | 32,156    | 14.2      | 2,361                   | 3.0      | 62,261                      | 6.6      |
|                | TOTAL             |                |           | 91,171  | 10.9     | 8,928   | 1.2      | 86,157    | 13.0      | 2,361                   | 3.0      | 188,617                     | 8.1      |
| Utah           | MILITARY          |                |           | 729     | .1       | 73      | .0       | 5,030     | 1.1       |                         |          | 5,832                       | .4       |
|                | CIVILIAN          | 1,691,000      | .7        | 5,447   | 1.7      | 89      | .0       | 13,942    | 6.1       | 2,255                   | 2.9      | 21,733                      | 2.3      |
|                | TOTAL             |                |           | 6,176   | .7       | 162     | .0       | 18,972    | 2.9       | 2,255                   | 2.9      | 27,565                      | 1.2      |

\*1 The Bureau of Census population data used herein are July 1, 1988 (Interim).

\*2 Army includes Civil Functions.

\*3 Navy excludes temporary shore based and afloat. Includes Marine Corps.

Prepared by: Washington Headquarters Services  
Directorate for Information Operations and Reports

**PERCENT DISTRIBUTION OF DOD ACTIVE DUTY MILITARY AND DIRECT HIRE CIVILIAN PERSONNEL BY STATE, ACCORDING TO DEFENSE COMPONENT: SEPTEMBER 30, 1988**

| STATE                                       | TYPE OF PERSONNEL             | 1988 CENSUS *1 |           | ARMY *2                       |                         | NAVY *3                       |                         | AIR FORCE                     |                         | OTHER DoD ORGANIZATIONS |                | TOTAL DEPARTMENT OF DEFENSE       |                         |
|---|-------------------------------|----------------|-----------|-------------------------------|-------------------------|-------------------------------|-------------------------|-------------------------------|-------------------------|-------------------------|----------------|-----------------------------------|-------------------------|
|   |                               | NUMBER         | PCT. U.S. | NUMBER                        | PCT. USA                | NUMBER                        | PCT. USN                | NUMBER                        | PCT. USAF               | NUMBER                  | PCT. ODA       | NUMBER                            | PCT. DoD                |
| Vermont                                     | MILITARY<br>CIVILIAN<br>TOTAL | 556,000        | .2        | 36<br>298<br>334              | .0<br>.1<br>.0          | 13<br>7<br>20                 | .0<br>.0<br>.0          | 28<br>260<br>288              | .0<br>.1<br>.0          | 69<br>69                | .1<br>.1       | 77<br>634<br>711                  | .0<br>.1<br>.0          |
| Virginia                                    | MILITARY<br>CIVILIAN<br>TOTAL | 5,996,000      | 2.4       | 34,818<br>29,014<br>63,832    | 6.9<br>8.9<br>7.7       | 50,909<br>57,753<br>108,662   | 11.8<br>18.5<br>14.6    | 15,117<br>4,375<br>19,492     | 3.5<br>1.9<br>2.9       | 15,017<br>15,017        | 19.4<br>19.4   | 100,844<br>106,159<br>207,003     | 7.3<br>11.3<br>8.9      |
| Washington                                  | MILITARY<br>CIVILIAN<br>TOTAL | 4,619,000      | 1.9       | 23,628<br>5,948<br>29,576     | 4.6<br>1.8<br>3.5       | 8,762<br>19,719<br>28,481     | 2.0<br>6.3<br>3.8       | 9,636<br>2,613<br>12,249      | 2.2<br>1.2<br>1.8       | 429<br>429              | .6<br>.6       | 42,026<br>28,709<br>70,735        | 3.1<br>3.0<br>3.1       |
| West Virginia                               | MILITARY<br>CIVILIAN<br>TOTAL | 1,884,000      | .8        | 181<br>1,240<br>1,421         | .0<br>.2<br>.2          | 219<br>39<br>258              | .1<br>.0<br>.0          | 36<br>402<br>438              | .0<br>.2<br>.1          | 33<br>33                | .0<br>.0       | 436<br>1,714<br>2,150             | .0<br>.2<br>.1          |
| Wisconsin                                   | MILITARY<br>CIVILIAN<br>TOTAL | 4,858,000      | 2.0       | 462<br>2,238<br>2,700         | 1.1<br>7.7<br>3.3       | 333<br>86<br>419              | 1.1<br>.0<br>1.1        | 87<br>820<br>907              | .0<br>.4<br>1.1         | 174<br>174              | .2<br>.2       | 882<br>3,318<br>4,200             | 1.1<br>4.4<br>2.2       |
| Wyoming                                     | MILITARY<br>CIVILIAN<br>TOTAL | 471,000        | .2        | 17<br>211<br>228              | .0<br>.1<br>.0          | 2<br>2                        | .0<br>.0                | 3,903<br>885<br>4,788         | .9<br>.4<br>1.7         | 76<br>76                | .1<br>.1       | 3,922<br>1,172<br>5,094           | .3<br>1.1<br>2.2        |
| Undistributed                               | MILITARY<br>CIVILIAN<br>TOTAL |                | .0        | 19,377<br>3,071<br>22,448     | 3.8<br>9.9<br>2.7       | 13,233<br>13,233              | 3.1<br>1.8              | 5,463<br>1,569<br>7,032       | 1.2<br>.7<br>1.1        |                         |                | 38,073<br>4,640<br>42,713         | 2.8<br>5.5<br>1.8       |
| UNITED STATES<br>(INCL. ALASKA<br>& HAWAII) | MILITARY<br>CIVILIAN<br>TOTAL | 245,807,000    | 100.0     | 508,254<br>324,904<br>833,158 | 100.0<br>100.0<br>100.0 | 430,286<br>312,277<br>742,563 | 100.0<br>100.0<br>100.0 | 437,641<br>227,010<br>664,651 | 100.0<br>100.0<br>100.0 | 77,605<br>77,605        | 100.0<br>100.0 | 1,376,181<br>941,796<br>2,317,977 | 100.0<br>100.0<br>100.0 |

\*1 The Bureau of Census population data used herein is: July 1, 1988 (Interim).

\*2 Army includes Civil Functions.

\*3 Navy excludes temporary shore based and afloat. Includes Marine Corps.

Prepared by: Washington Headquarters Services  
Directorate for Information  
Operations and Reports

**SECTION 2**

**DOD ACTIVE DUTY MILITARY AND DIRECT HIRE CIVILIAN PERSONNEL BY  
INSTALLATION OR CITY, ACCORDING TO DEFENSE COMPONENT:**

**SEPTEMBER 30, 1988**

**DoD Active Duty Military and Direct Hire Civilian Personnel**  
**By Installation or City, According to Defense Component: September 30, 1988**  
**Alabama**

| INSTALLATION/<br>CITY | Military Personnel |      |              | Civilian Personnel |        |      |              | TOTAL<br>DEPARTMENT<br>OF<br>DEFENSE |                               |               |
|-----------------------|--------------------|------|--------------|--------------------|--------|------|--------------|--------------------------------------|-------------------------------|---------------|
|                       | Army               | Navy | Air<br>Force | Sub-<br>Total      | Army   | Navy | Air<br>Force |                                      | Other<br>DoD<br>Organizations | Sub-<br>Total |
|                       |                    |      |              |                    |        |      |              |                                      |                               |               |
| Anniston              | 115                |      | 2            | 117                | 4,199  | 3    |              | 24                                   | 4,226                         | 4,343         |
| Auburn                | 37                 | 99   | 14           | 150                | 7      | 2    |              |                                      | 9                             | 159           |
| Birmingham            | 129                | 5    | 30           | 164                | 210    |      | 258          | 197                                  | 665                           | 829           |
| Fort McClellan        | 4,935              | 217  | 11           | 5,163              | 2,087  |      | 3            |                                      | 2,090                         | 7,253         |
| Fort Rucker           | 6,695              | 2    | 67           | 6,764              | 2,475  |      | 1            | 18                                   | 2,494                         | 9,258         |
| Gunter AFB            | 71                 |      | 1,353        | 1,424              | 47     |      | 888          | 12                                   | 947                           | 2,371         |
| Huntsville            | 138                | 76   | 2            | 216                | 1,885  |      | 3            | 136                                  | 2,024                         | 2,240         |
| Maxwell AFB           | 26                 | 33   | 3,057        | 3,116              | 13     |      | 1,529        | 6                                    | 1,548                         | 4,664         |
| Mobile                | 60                 | 25   | 2            | 87                 | 1,138  | 8    |              | 10                                   | 1,156                         | 1,243         |
| Montgomery            | 449                | 195  | 19           | 663                | 445    | 12   | 277          |                                      | 734                           | 1,397         |
| Redstone Arsenal      | 2,405              | 88   | 1            | 2,494              | 8,748  |      |              | 16                                   | 8,764                         | 11,258        |
| Tuscaloosa            | 29                 | 4    |              | 33                 | 98     | 1    |              | 1                                    | 100                           | 133           |
| Other                 | 110                | 74   | 13           | 197                | 745    | 1    | 73           | 54                                   | 873                           | 1,070         |
| TOTAL                 | 15,199             | 818  | 4,571        | 20,588             | 22,097 | 27   | 3,032        | 474                                  | 25,630                        | 46,218        |

Prepared by: Washington Headquarters Services  
 Directorate for Information  
 Operations and Reports

**DoD Active Duty Military and Direct Hire Civilian Personnel  
By Installation or City, According to Defense Component: September 30, 1988**

**Alaska**

| INSTALLATION/<br>CITY | Military Personnel |       |              | Civilian Personnel |       |      |              |                               | TOTAL<br>DEPARTMENT<br>OF<br>DEFENSE |               |        |
|-----------------------|--------------------|-------|--------------|--------------------|-------|------|--------------|-------------------------------|--------------------------------------|---------------|--------|
|                       | Army               | Navy  | Air<br>Force | Sub-<br>Total      | Army  | Navy | Air<br>Force | Other<br>DoD<br>Organizations |                                      | Sub-<br>Total |        |
|                       |                    |       |              |                    |       |      |              |                               |                                      |               |        |
| Adak Station          | 8                  | 1,880 | 1            | 1,889              |       | 214  |              |                               |                                      | 214           | 2,103  |
| Anchorage             | 48                 | 58    | 5            | 111                | 100   |      | 179          | 8                             |                                      | 287           | 398    |
| Clear MSL Early Warn  |                    |       | 138          | 138                |       |      | 59           |                               |                                      | 59            | 197    |
| Eielson AFB           |                    |       | 3,372        | 3,372              | 10    |      | 420          |                               |                                      | 430           | 3,802  |
| Elmendorf AFB         |                    |       | 6,328        | 6,328              | 499   |      | 1,087        | 28                            |                                      | 1,614         | 7,942  |
| Fort Greely           | 396                |       |              | 396                | 234   |      |              |                               |                                      | 234           | 630    |
| Fort Richardson       | 5,201              |       | 41           | 5,242              | 1,285 |      | 1            |                               |                                      | 1,286         | 6,528  |
| Fort Wainwright       | 3,691              |       | 24           | 3,715              | 612   |      |              | 16                            |                                      | 628           | 4,343  |
| Galena                |                    |       | 348          | 348                |       |      |              |                               |                                      |               | 348    |
| King Salmon           |                    |       | 311          | 311                |       |      | 22           |                               |                                      | 22            | 333    |
| Shemya AFB            |                    |       | 617          | 617                |       |      | 34           |                               |                                      | 34            | 651    |
| Other                 | 20                 | 2     | 1            | 23                 | 123   | 1    | 16           | 2                             |                                      | 142           | 165    |
| TOTAL                 | 9,364              | 1,940 | 11,186       | 22,490             | 2,863 | 215  | 1,818        | 54                            |                                      | 4,950         | 27,440 |

Prepared by: Washington Headquarters Services  
Directorate for Information  
Operations and Reports

**DoD Active Duty Military and Direct Hire Civilian Personnel**  
**By Installation or City, According to Defense Component: September 30, 1988**

**Arizona**

| INSTALLATION/<br>CITY | Military Personnel |              |               | Civilian Personnel |              |            |              |                               | TOTAL<br>DEPARTMENT<br>OF<br>DEFENSE |               |
|-----------------------|--------------------|--------------|---------------|--------------------|--------------|------------|--------------|-------------------------------|--------------------------------------|---------------|
|                       | Army               | Navy         | Air<br>Force  | Sub-<br>Total      | Army         | Navy       | Air<br>Force | Other<br>DoD<br>Organizations |                                      | Sub-<br>Total |
| Davis-Monthan AFB     | 2                  | 2            | 5,204         | 5,208              | 2            | 4          | 1,442        | 22                            | 1,470                                | 6,678         |
| Fort Huachuca         | 4,833              | 34           | 17            | 4,884              | 3,515        |            |              | 14                            | 3,529                                | 8,413         |
| Gila Bend             |                    |              | 167           | 167                | 2            |            | 85           | 4                             | 91                                   | 258           |
| Luke Air Force Base   | 25                 |              | 5,643         | 5,668              | 11           |            | 1,181        | 13                            | 1,205                                | 6,873         |
| Mesa                  | 23                 |              | 4             | 27                 | 114          |            |              | 19                            | 133                                  | 160           |
| Phoenix               | 305                | 108          | 13            | 426                | 387          | 4          | 264          | 195                           | 850                                  | 1,276         |
| Tempe                 | 22                 | 1            | 56            | 79                 | 1            |            |              | 47                            | 48                                   | 127           |
| Tucson                | 17                 | 76           | 7             | 100                | 43           | 6          | 659          | 66                            | 774                                  | 874           |
| Williams AFB          | 10                 | 4,642        | 3,091         | 3,091              | 5            | 1          | 644          | 5                             | 650                                  | 3,741         |
| Yuma                  | 427                |              |               | 4,652              | 3            | 426        |              |                               | 434                                  | 5,086         |
| Yuma Proving Ground   |                    |              |               | 427                | 969          |            |              | 1                             | 970                                  | 1,397         |
| Other                 | 15                 | 1            | 84            | 100                | 124          | 18         | 8            | 133                           | 283                                  | 383           |
| <b>TOTAL</b>          | <b>5,679</b>       | <b>4,864</b> | <b>14,286</b> | <b>24,829</b>      | <b>5,176</b> | <b>459</b> | <b>4,283</b> | <b>519</b>                    | <b>10,437</b>                        | <b>35,266</b> |

Prepared by: Washington Headquarters Services  
 Directorate for Information  
 Operations and Reports

**DoD Active Duty Military and Direct Hire Civilian Personnel  
By Installation or City, According to Defense Component: September 30, 1988**

**Arkansas**

| INSTALLATION/<br>CITY | Military Personnel |            |              |               | Civilian Personnel |           |              |                               |               | TOTAL<br>DEPARTMENT<br>OF<br>DEFENSE |
|-----------------------|--------------------|------------|--------------|---------------|--------------------|-----------|--------------|-------------------------------|---------------|--------------------------------------|
|                       | Army               | Navy       | Air<br>Force | Sub-<br>Total | Army               | Navy      | Air<br>Force | Other<br>DoD<br>Organizations | Sub-<br>Total |                                      |
|                       |                    |            |              |               |                    |           |              |                               |               |                                      |
| Blytheville AFB       |                    |            | 2,981        | 2,981         | 4                  |           | 325          | 2                             | 331           | 3,312                                |
| Camp Jos T. Robinson  |                    |            |              |               | 353                |           | 5            |                               | 358           | 358                                  |
| Fort Chaiffee         | 222                |            |              | 222           | 417                |           |              |                               | 417           | 639                                  |
| Fort Smith            |                    | 2          | 4            | 6             | 17                 |           | 238          |                               | 255           | 261                                  |
| Jacksonville          |                    |            | 4            | 4             | 4                  |           | 175          |                               | 179           | 183                                  |
| Little Rock           | 530                | 230        |              | 760           | 469                | 8         |              | 11                            | 488           | 1,248                                |
| Little Rock AFB       |                    |            | 4,945        | 4,945         | 21                 |           | 570          | 11                            | 602           | 5,547                                |
| Pine Bluff            | 121                |            | 1            | 122           | 1,515              |           |              |                               | 1,515         | 1,637                                |
| Russellville          | 10                 |            | 1            | 11            | 91                 |           |              |                               | 91            | 102                                  |
| Other                 | 69                 | 14         | 10           | 93            | 729                | 2         | 18           | 56                            | 805           | 898                                  |
| <b>TOTAL</b>          | <b>952</b>         | <b>246</b> | <b>7,946</b> | <b>9,144</b>  | <b>3,620</b>       | <b>10</b> | <b>1,331</b> | <b>80</b>                     | <b>5,041</b>  | <b>14,185</b>                        |

Prepared by: Washington Headquarters Services  
Directorate for Information  
Operations and Reports

**DoD Active Duty Military and Direct Hire Civilian Personnel  
By Installation or City, According to Defense Component: September 30, 1988  
California**

| INSTALLATION/<br>CITY | Military Personnel |        |       |        | Civilian Personnel |       |               |       |      |      | TOTAL<br>DEPARTMENT<br>OF<br>DEFENSE |           |                               |               |
|-----------------------|--------------------|--------|-------|--------|--------------------|-------|---------------|-------|------|------|--------------------------------------|-----------|-------------------------------|---------------|
|                       | Army               |        | Navy  |        | Air Force          |       | Sub-<br>Total |       | Army | Navy |                                      | Air Force | Other<br>DoD<br>Organizations | Sub-<br>Total |
|                       |                    |        |       |        |                    |       |               |       |      |      |                                      |           |                               |               |
| Alameda               | 247                | 1,425  | 3     | 1,675  | 46                 | 5,195 |               | 280   |      |      |                                      | 5,521     | 7,196                         |               |
| Anaheim               |                    | 3      | 9     | 12     |                    | 33    | 89            | 113   |      |      |                                      | 235       | 247                           |               |
| Barstow               | 1                  | 699    |       | 700    | 5                  | 2,044 |               | 40    |      |      |                                      | 2,089     | 2,789                         |               |
| Beale AFB             | 2                  |        | 4,110 | 4,112  |                    |       | 442           | 5     |      |      |                                      | 447       | 4,559                         |               |
| Bell                  | 8                  |        |       | 8      | 42                 |       |               | 80    |      |      |                                      | 122       | 130                           |               |
| Bridgeport            |                    | 266    |       | 266    |                    | 20    |               |       |      |      |                                      | 20        | 286                           |               |
| Burbank               |                    | 13     | 1     | 14     | 1                  | 81    | 5             | 34    |      |      |                                      | 121       | 135                           |               |
| Camp Pendleton        | 6                  | 31,467 | 1     | 31,474 | 26                 | 2,209 |               | 23    |      |      |                                      | 2,258     | 33,732                        |               |
| Camp Roberts          | 74                 |        |       | 74     | 213                |       |               |       |      |      |                                      | 213       | 287                           |               |
| Camp SanLuis Obispo   |                    |        |       |        | 198                |       |               |       |      |      |                                      | 198       | 198                           |               |
| Castle AFB            | 2                  |        | 5,182 | 5,184  |                    | 3     | 397           | 4     |      |      |                                      | 404       | 5,588                         |               |
| China Lake MWC        | 1                  | 982    | 1     | 984    |                    | 5,289 |               | 5     |      |      |                                      | 5,294     | 6,278                         |               |
| Concord               |                    | 488    |       | 488    | 1                  | 1,101 |               | 15    |      |      |                                      | 1,117     | 1,605                         |               |
| Corona                |                    | 2      | 1     | 3      | 1                  | 936   |               | 1     |      |      |                                      | 938       | 941                           |               |
| Coronado              | 3                  | 2,576  | 1     | 2,580  |                    | 276   |               |       |      |      |                                      | 276       | 2,856                         |               |
| Davis                 | 80                 | 1      | 10    | 91     | 42                 |       |               |       |      |      |                                      | 42        | 133                           |               |
| Edwards AFB           | 77                 | 5      | 4,440 | 4,522  | 147                | 3     | 2,553         | 7     |      |      |                                      | 2,710     | 7,232                         |               |
| El Centro             |                    | 226    | 1     | 227    | 2                  | 87    |               |       |      |      |                                      | 89        | 316                           |               |
| El Segundo            |                    | 2      | 23    | 25     | 2                  | 2     | 1,148         | 1,084 |      |      |                                      | 2,236     | 2,261                         |               |
| El Toro               | 3                  | 6,575  |       | 6,578  |                    | 1,039 |               | 17    |      |      |                                      | 1,056     | 7,634                         |               |

Prepared by: Washington Headquarters Services  
Directorate for Information  
Operations and Reports

**DoD Active Duty Military and Direct Hire Civilian Personnel  
By Installation or City, According to Defense Component: September 30, 1988  
California**

| INSTALLATION/<br>CITY | Military Personnel |       |              | Civilian Personnel |       |        |              |                               | TOTAL<br>DEPARTMENT<br>OF<br>DEFENSE |               |
|-----------------------|--------------------|-------|--------------|--------------------|-------|--------|--------------|-------------------------------|--------------------------------------|---------------|
|                       | Army               | Navy  | Air<br>Force | Sub-<br>Total      | Army  | Navy   | Air<br>Force | Other<br>DoD<br>Organizations |                                      | Sub-<br>Total |
|                       |                    |       |              |                    |       |        |              |                               |                                      |               |
| Fallbrook             |                    | 82    |              | 82                 | 1     | 233    |              |                               | 234                                  | 316           |
| Ferndale              |                    | 280   |              | 280                |       | 18     |              |                               | 18                                   | 298           |
| Fort Irwin            | 5,782              |       | 15           | 5,797              | 693   |        |              |                               | 693                                  | 6,490         |
| Fort Ord              | 13,126             |       | 83           | 13,209             | 2,031 |        | 13           |                               | 2,044                                | 15,253        |
| Fresno                | 25                 | 69    | 22           | 116                | 196   | 2      | 2            | 358                           | 558                                  | 674           |
| Fullerton             | 4                  | 3     | 1            | 8                  | 5     | 2      | 132          |                               | 139                                  | 147           |
| George AFB            | 1                  |       | 5,477        | 5,478              | 4     |        | 3            | 556                           | 563                                  | 6,041         |
| Hawthorne             |                    |       | 12           | 12                 | 1     |        | 28           | 109                           | 138                                  | 150           |
| Imperial Beach        |                    | 22    |              | 22                 |       | 174    | 43           |                               | 217                                  | 239           |
| Jolon                 | 76                 |       |              | 76                 | 203   |        |              |                               | 203                                  | 279           |
| Lathrop               | 48                 | 12    |              | 60                 | 1,199 |        |              |                               | 1,199                                | 1,259         |
| Lemoore               | 1                  | 3,294 | 1            | 3,296              |       | 828    |              |                               | 828                                  | 4,124         |
| Long Beach            | 16                 | 2,189 | 25           | 2,230              | 124   | 6,205  | 105          |                               | 6,550                                | 8,780         |
| Los Alamitos          | 179                | 15    |              | 194                | 363   |        | 2            |                               | 365                                  | 559           |
| Los Angeles           | 456                | 578   | 2,053        | 3,087              | 846   | 86     | 741          |                               | 2,263                                | 5,350         |
| March Air Force Base  | 15                 | 3     | 4,019        | 4,037              | 5     |        | 1            |                               | 1,240                                | 5,277         |
| Mare Isl Nav Shipyd   |                    | 2,018 |              | 2,018              |       | 10,580 |              |                               | 10,580                               | 12,598        |
| Mather AFB            |                    |       | 4,267        | 4,267              | 52    | 1      | 11           | 1,080                         | 1,144                                | 5,411         |
| McClellan AFB         | 4                  |       | 3,284        | 3,288              | 40    |        | 57           | 12,555                        | 12,652                               | 15,940        |
| Miramar NAS           |                    | 3,507 | 2            | 3,509              |       | 916    |              |                               | 916                                  | 4,425         |

Prepared by: Washington Headquarters Services  
Directorate for Information  
Operations and Reports

**DoD Active Duty Military and Direct Hire Civilian Personnel  
By Installation or City, According to Defense Component: September 30, 1988  
California**

| INSTALLATION/<br>CITY | Military Personnel |       |           |           | Civilian Personnel |           |                         |           | TOTAL<br>DEPARTMENT<br>OF<br>DEFENSE |           |                         |        |
|-----------------------|--------------------|-------|-----------|-----------|--------------------|-----------|-------------------------|-----------|--------------------------------------|-----------|-------------------------|--------|
|                       | Army               |       | Air Force |           | Sub-Total          |           | Army                    |           |                                      | Sub-Total |                         |        |
|                       | Navy               | Army  | Navy      | Air Force | Navy               | Air Force | Other DoD Organizations | Air Force |                                      | Navy      | Other DoD Organizations |        |
| Moffett Field NAS     | 13                 | 2,208 | 6         | 157       | 611                | 183       | 3                       | 183       | 611                                  | 3         | 954                     | 3,181  |
| Monterey              | 1,592              | 2,150 | 680       | 1,134     | 1,099              |           | 73                      |           | 1,099                                | 73        | 2,306                   | 6,728  |
| Mountain View         | 80                 | 1     | 1         | 82        | 2                  | 1         |                         |           | 2                                    | 97        | 120                     | 202    |
| Newport Beach         | 2                  |       | 1         | 3         |                    |           |                         |           |                                      | 96        | 97                      | 100    |
| North Island NAS      |                    | 5,674 |           | 5,674     | 6,600              |           | 31                      |           | 6,600                                | 31        | 6,631                   | 12,305 |
| Norton AFB            | 9                  |       | 5,452     | 14        |                    | 2,977     | 28                      |           |                                      | 28        | 3,019                   | 8,480  |
| Oakland               | 32                 | 2,180 | 38        | 720       | 5,781              |           | 3                       |           |                                      | 3         | 6,504                   | 8,754  |
| Oakland Army Base     | 295                |       |           | 295       |                    | 7         |                         |           |                                      |           | 7                       | 302    |
| Ontario               |                    |       | 30        | 8         |                    | 25        | 89                      |           |                                      | 89        | 122                     | 152    |
| Oxnard AFB            |                    |       |           |           | 274                |           |                         |           |                                      |           | 274                     | 274    |
| Palmdale              |                    |       | 30        |           | 7                  | 59        | 11                      |           |                                      | 11        | 77                      | 107    |
| Pasadena              |                    | 29    | 3         | 3         | 10                 | 1         | 75                      |           |                                      | 75        | 89                      | 121    |
| Point Mugu PMTC       |                    | 1,741 | 1         | 1,742     | 3,832              |           |                         |           |                                      |           | 3,832                   | 5,574  |
| Pomona                | 2                  | 13    | 3         | 3         | 290                |           |                         |           |                                      | 29        | 322                     | 340    |
| Port Hueneme          | 80                 | 1,409 |           | 1,489     | 3,961              |           |                         |           |                                      | 25        | 3,987                   | 5,476  |
| Presidio of SF        | 2,035              |       |           | 2,035     |                    | 2,581     |                         |           |                                      | 54        | 2,635                   | 4,670  |
| Redondo Beach         |                    |       | 12        | 12        |                    | 107       |                         |           |                                      | 36        | 143                     | 155    |
| Sacramento            | 1,004              | 277   | 32        | 3,668     | 6                  | 44        | 31                      |           |                                      | 31        | 3,749                   | 5,062  |
| San Bruno             |                    | 27    |           | 27        | 922                |           |                         |           |                                      | 157       | 1,080                   | 1,107  |
| San Clemente          |                    | 157   |           | 157       |                    |           |                         |           |                                      |           |                         | 157    |

Prepared by: Washington Headquarters Services  
Directorate for Information  
Operations and Reports

**DoD Active Duty Military and Direct Hire Civilian Personnel  
By Installation or City, According to Defense Component: September 30, 1988  
California**

| INSTALLATION/<br>CITY | Military Personnel |       |              |               | Civilian Personnel |      |              |                               |               | TOTAL<br>DEPARTMENT<br>OF<br>DEFENSE |
|-----------------------|--------------------|-------|--------------|---------------|--------------------|------|--------------|-------------------------------|---------------|--------------------------------------|
|                       | Army               | Navy  | Air<br>Force | Sub-<br>Total | Army               | Navy | Air<br>Force | Other<br>DoD<br>Organizations | Sub-<br>Total |                                      |
|                       | San Diego          | 101   | 38,417       | 29            | 38,547             | 37   | 12,711       | 19                            | 591           |                                      |
| San Francisco         | 53                 | 1,831 | 21           | 1,905         | 399                | 727  | 36           | 81                            | 1,243         | 3,148                                |
| San Jose              | 12                 | 29    | 19           | 60            | 29                 | 6    | 45           | 103                           | 183           | 243                                  |
| San Nicolas Island    |                    | 59    |              | 59            |                    | 113  |              |                               | 113           | 172                                  |
| Santa Ana             | 210                | 2,743 | 6            | 2,959         | 14                 |      | 24           | 269                           | 307           | 3,266                                |
| Santa Clara           | 80                 | 1     |              | 81            | 2                  |      |              | 121                           | 123           | 204                                  |
| Seal Beach            |                    | 209   |              | 209           |                    | 913  |              | 14                            | 927           | 1,136                                |
| Sierra Army Depot     |                    |       |              |               | 598                |      |              | 6                             | 604           | 604                                  |
| Sierra City           | 280                |       |              | 280           |                    |      |              |                               |               | 280                                  |
| Skaggs Island NSG     |                    | 280   |              | 280           |                    |      |              |                               |               | 280                                  |
| Stockton              |                    | 235   | 1            | 236           | 170                | 291  |              | 116                           | 577           | 813                                  |
| Sunnyvale             | 80                 | 36    | 813          | 929           | 5                  | 248  | 305          | 174                           | 732           | 1,661                                |
| Tracy                 | 26                 | 5     | 4            | 35            | 2                  |      |              | 1,720                         | 1,722         | 1,757                                |
| Travis AFB            | 80                 | 16    | 8,000        | 8,096         | 37                 | 24   | 2,119        | 19                            | 2,199         | 10,295                               |
| Tustin                |                    | 1,172 |              | 1,172         |                    | 65   |              |                               | 65            | 1,237                                |
| Twentynine Palms      | 2                  | 7,216 |              | 7,218         |                    | 614  |              | 2                             | 616           | 7,834                                |
| Vallejo               |                    | 623   |              | 623           | 4                  | 325  |              | 9                             | 338           | 961                                  |
| Vandenberg AFB        |                    |       | 3,546        | 3,546         | 12                 | 1    | 1,305        | 35                            | 1,353         | 4,899                                |
| Ventura               |                    | 5     |              | 5             | 3                  | 156  |              | 7                             | 166           | 171                                  |
| Willow Ranch          | 550                |       |              | 550           |                    |      |              |                               |               | 550                                  |

Prepared by: Washington Headquarters Services  
Directorate for Information  
Operations and Reports

**DoD Active Duty Military and Direct Hire Civilian Personnel  
By Installation or City, According to Defense Component: September 30, 1988  
California**

| INSTALLATION/<br>CITY | Military Personnel |         |              | Civilian Personnel |        |        |              | TOTAL<br>DEPARTMENT<br>OF<br>DEFENSE |                               |               |
|-----------------------|--------------------|---------|--------------|--------------------|--------|--------|--------------|--------------------------------------|-------------------------------|---------------|
|                       | Army               | Navy    | Air<br>Force | Sub-<br>Total      | Army   | Navy   | Air<br>Force |                                      | Other<br>DoD<br>Organizations | Sub-<br>Total |
| Other                 | 193                | 219     | 207          | 619                | 878    | 309    | 292          | 1,205                                | 2,684                         | 3,303         |
| TOTAL                 | 27,048             | 125,764 | 51,979       | 204,791            | 16,990 | 77,261 | 28,781       | 8,156                                | 131,188                       | 335,979       |

Prepared by: Washington Headquarters Services  
Directorate for Information  
Operations and Reports

**DoD Active Duty Military and Direct Hire Civilian Personnel  
By Installation or City, According to Defense Component: September 30, 1988  
Colorado**

| INSTALLATION/<br>CITY | Military Personnel |      |              |               | Civilian Personnel |      |              |                               |               | TOTAL<br>DEPARTMENT<br>OF<br>DEFENSE |
|-----------------------|--------------------|------|--------------|---------------|--------------------|------|--------------|-------------------------------|---------------|--------------------------------------|
|                       | Army               | Navy | Air<br>Force | Sub-<br>Total | Army               | Navy | Air<br>Force | Other<br>DoD<br>Organizations | Sub-<br>Total |                                      |
|                       | Air Force Academy  |      |              | 5,499         | 5,499              | 4    |              | 1,775                         |               |                                      |
| Aurora                | 2,041              | 83   | 240          | 2,364         | 1,563              |      | 377          | 194                           | 2,134         | 4,498                                |
| Broadmoor             |                    |      | 1,550        | 1,550         |                    |      |              |                               |               | 1,550                                |
| Camp George West      |                    |      |              |               | 122                |      |              |                               | 122           | 122                                  |
| Colorado Springs      | 14                 | 177  | 170          | 361           | 56                 | 2    | 409          | 74                            | 541           | 902                                  |
| Denver                | 297                | 440  | 16           | 753           | 107                | 15   | 113          | 82                            | 317           | 1,070                                |
| Fort Carson           | 18,774             |      | 76           | 18,850        | 2,207              |      | 11           | 35                            | 2,253         | 21,103                               |
| Lowry Air Force Base  | 251                | 110  | 4,976        | 5,337         | 11                 |      | 4,137        |                               | 4,148         | 9,485                                |
| Peterson AFB          | 319                | 39   | 2,859        | 3,217         | 5                  |      | 1,120        |                               | 1,125         | 4,342                                |
| Pueblo                | 177                |      | 3            | 180           | 702                |      |              | 13                            | 715           | 895                                  |
| Rocky Mountain Ars    | 4                  |      | 7            | 11            | 158                |      |              | 6                             | 164           | 175                                  |
| Waterton              |                    |      |              |               |                    |      | 134          | 30                            | 164           | 164                                  |
| Other                 | 38                 | 20   | 146          | 204           | 107                | 3    | 34           | 127                           | 271           | 475                                  |
| TOTAL                 | 21,915             | 869  | 15,542       | 38,326        | 5,042              | 20   | 8,110        | 561                           | 13,733        | 52,059                               |

Prepared by: Washington Headquarters Services  
Directorate for Information  
Operations and Reports

**DoD Active Duty Military and Direct Hire Civilian Personnel  
By Installation or City, According to Defense Component: September 30, 1988  
Connecticut**

| INSTALLATION/<br>CITY | Military Personnel |       |              |               | Civilian Personnel |       |              |                               | TOTAL<br>DEPARTMENT<br>OF<br>DEFENSE |               |
|-----------------------|--------------------|-------|--------------|---------------|--------------------|-------|--------------|-------------------------------|--------------------------------------|---------------|
|                       | Army               | Navy  | Air<br>Force | Sub-<br>Total | Army               | Navy  | Air<br>Force | Other<br>DoD<br>Organizations |                                      | Sub-<br>Total |
|                       | East Granby        |       |              | 7             |                    | 2     | 187          | 1                             |                                      |               |
| East Hartford         |                    |       |              | 7             |                    | 125   | 36           |                               | 162                                  |               |
| Groton                |                    | 5,881 |              | 5,881         | 69                 | 1,518 | 58           |                               | 1,645                                |               |
| Hartford              | 39                 | 56    | 5            | 100           | 116                | 2     | 225          |                               | 344                                  |               |
| New Haven             | 138                | 27    | 10           | 175           | 36                 |       | 14           |                               | 50                                   |               |
| New London            | 5                  | 409   | 1            | 415           | 11                 | 1,463 |              |                               | 1,474                                |               |
| Stratford             | 10                 | 19    | 3            | 32            | 15                 | 164   | 192          |                               | 371                                  |               |
| Windsor               |                    | 729   |              | 729           |                    |       | 4            |                               | 4                                    |               |
| Windsor Locks         |                    |       | 3            | 3             | 152                |       | 97           |                               | 249                                  |               |
| Other                 | 40                 | 18    | 23           | 81            | 187                | 49    | 293          |                               | 551                                  |               |
| TOTAL                 | 232                | 7,139 | 52           | 7,423         | 588                | 3,170 | 920          |                               | 5,040                                |               |

Prepared by: Washington Headquarters Services  
Directorate for Information  
Operations and Reports

**DoD Active Duty Military and Direct Hire Civilian Personnel  
By Installation or City, According to Defense Component: September 30, 1988  
Delaware**

| INSTALLATION/<br>CITY | Military Personnel |      |              | Civilian Personnel |      |      |              |                               | TOTAL<br>DEPARTMENT<br>OF<br>DEFENSE |               |
|-----------------------|--------------------|------|--------------|--------------------|------|------|--------------|-------------------------------|--------------------------------------|---------------|
|                       | Army               | Navy | Air<br>Force | Sub-<br>Total      | Army | Navy | Air<br>Force | Other<br>DoD<br>Organizations |                                      | Sub-<br>Total |
| Dover Air Force Base  |                    |      | 4,510        | 4,510              | 7    |      | 1,356        | 6                             | 1,369                                | 5,879         |
| New Castle            |                    |      |              |                    | 119  |      | 165          |                               | 284                                  | 284           |
| Other                 | 51                 | 18   | 8            | 77                 | 123  | 1    | 4            | 20                            | 148                                  | 225           |
| TOTAL                 | 51                 | 18   | 4,518        | 4,587              | 249  | 1    | 1,525        | 26                            | 1,801                                | 6,388         |

Prepared by: Washington Headquarters Services  
Directorate for Information  
Operations and Reports

**DoD Active Duty Military and Direct Hire Civilian Personnel  
By Installation or City, According to Defense Component: September 30, 1988  
District of Columbia**

| INSTALLATION/<br>CITY | Military Personnel |       |              |               | Civilian Personnel |       |              |                               | TOTAL<br>DEPARTMENT<br>OF<br>DEFENSE |               |
|-----------------------|--------------------|-------|--------------|---------------|--------------------|-------|--------------|-------------------------------|--------------------------------------|---------------|
|                       | Army               | Navy  | Air<br>Force | Sub-<br>Total | Army               | Navy  | Air<br>Force | Other<br>DoD<br>Organizations |                                      | Sub-<br>Total |
| Washington            | 4,702              | 4,499 | 3,441        | 12,642        | 6,439              | 8,695 | 1,140        | 754                           | 17,028                               | 29,670        |
| Other<br>TOTAL        | 4,702              | 4,499 | 3,441        | 12,642        | 6,439              | 8,695 | 1,140        | 754                           | 17,028                               | 29,670        |

Prepared by: Washington Headquarters Services  
Directorate for Information  
Operations and Reports

**DoD Active Duty Military and Direct Hire Civilian Personnel  
By Installation or City, According to Defense Component: September 30, 1988**

**Florida**

| INSTALLATION/<br>CITY | Military Personnel |        |       | Civilian Personnel |               |      |       | TOTAL<br>DEPARTMENT<br>OF<br>DEFENSE |              |                               |               |
|-----------------------|--------------------|--------|-------|--------------------|---------------|------|-------|--------------------------------------|--------------|-------------------------------|---------------|
|                       | Army               | Navy   |       | Air<br>Force       | Sub-<br>Total | Army | Navy  |                                      | Air<br>Force | Other<br>DoD<br>Organizations | Sub-<br>Total |
|                       |                    |        |       |                    |               |      |       |                                      |              |                               |               |
| Astor                 |                    | 100    |       | 100                |               |      | 4     |                                      |              | 4                             | 104           |
| Avon Park             |                    |        | 212   | 212                | 16            |      | 83    |                                      |              | 99                            | 311           |
| Camp Blanding         |                    |        |       |                    | 170           |      |       |                                      |              | 170                           | 170           |
| Cape Canaveral        |                    | 169    | 192   | 361                | 10            |      | 11    | 7                                    |              | 108                           | 469           |
| Cape Canaveral AFS    |                    | 45     |       | 45                 | 2             |      | 167   | 3                                    |              | 179                           | 224           |
| Cecil Field NAS       |                    | 2,972  |       | 2,972              |               |      | 595   |                                      |              | 595                           | 3,567         |
| Crestview             |                    |        | 340   | 340                | 1             |      | 329   | 1                                    |              | 331                           | 671           |
| Eglin Air Force Base  | 140                | 167    | 9,321 | 9,628              | 39            |      | 3,952 | 26                                   |              | 4,023                         | 13,651        |
| Eglin Aux Fld 9       |                    | 1      | 4,649 | 4,650              |               |      | 371   |                                      |              | 371                           | 5,021         |
| Gainesville           | 29                 | 63     | 43    | 135                | 7             |      |       | 3                                    |              | 12                            | 147           |
| Homestead             | 2                  | 330    |       | 332                |               |      |       |                                      |              | 3                             | 335           |
| Homestead AFB         |                    |        | 4,170 | 4,170              | 4             |      | 984   | 12                                   |              | 1,050                         | 5,220         |
| Jacksonville          | 228                | 5,690  | 22    | 5,940              | 669           |      | 261   | 65                                   |              | 6,395                         | 12,335        |
| Key West              | 77                 | 1,429  | 210   | 1,716              | 2             |      | 2     | 9                                    |              | 615                           | 2,331         |
| MacDill AFB           | 1,185              | 427    | 5,193 | 6,805              | 9             |      | 926   | 8                                    |              | 943                           | 7,748         |
| Mayport               |                    | 2,828  |       | 2,828              |               |      | 997   | 2                                    |              | 999                           | 3,827         |
| Miami                 | 197                | 156    | 9     | 362                | 80            |      | 1     | 29                                   |              | 121                           | 483           |
| Milton                |                    | 1,926  |       | 1,926              | 1             |      |       |                                      |              | 214                           | 2,140         |
| Orlando               | 101                | 16,599 | 19    | 16,719             | 226           |      | 3     | 364                                  |              | 2,589                         | 19,308        |
| Panama City           | 7                  | 532    | 1     | 540                | 50            |      | 1,244 | 6                                    |              | 1,300                         | 1,840         |

Prepared by: Washington Headquarters Services  
Directorate for Information  
Operations and Reports

**DoD Active Duty Military and Direct Hire Civilian Personnel**  
**By Installation or City, According to Defense Component: September 30, 1988**  
**Florida**

| INSTALLATION/<br>CITY | Military Personnel |               |               |               | Civilian Personnel |               |              |                               |               | TOTAL<br>DEPARTMENT<br>OF<br>DEFENSE |
|-----------------------|--------------------|---------------|---------------|---------------|--------------------|---------------|--------------|-------------------------------|---------------|--------------------------------------|
|                       | Army               | Navy          | Air<br>Force  | Sub-<br>Total | Army               | Navy          | Air<br>Force | Other<br>DoD<br>Organizations | Sub-<br>Total |                                      |
|                       | Patrick AFB        | 140           | 23            | 2,993         | 3,156              | 8             |              | 1,222                         | 29            |                                      |
| Pensacola             | 140                | 8,856         | 8             | 9,004         | 22                 | 7,991         | 4            | 49                            | 8,066         | 17,070                               |
| Saint Augustine       | 30                 |               |               | 30            | 160                |               | 11           | 32                            | 203           | 233                                  |
| Saint Petersburg      | 22                 | 6             | 10            | 38            | 31                 |               |              | 52                            | 83            | 121                                  |
| Tallahassee           | 135                | 52            | 10            | 197           | 27                 | 1             | 1            | 3                             | 32            | 229                                  |
| Tampa                 | 36                 | 36            | 168           | 240           | 72                 | 5             | 1            | 39                            | 117           | 357                                  |
| Tyndall AFB           | 4                  | 3             | 4,362         | 4,369         | 7                  |               | 1,031        | 2                             | 1,040         | 5,409                                |
| West Palm Beach       |                    | 21            |               | 21            | 20                 | 41            | 96           | 35                            | 192           | 213                                  |
| Other                 | 78                 | 31            | 94            | 203           | 315                | 71            | 67           | 447                           | 900           | 1,103                                |
| <b>TOTAL</b>          | <b>2,551</b>       | <b>42,462</b> | <b>32,026</b> | <b>77,039</b> | <b>1,948</b>       | <b>19,319</b> | <b>9,523</b> | <b>1,223</b>                  | <b>32,013</b> | <b>109,052</b>                       |

Prepared by: Washington Headquarters Services  
 Directorate for Information  
 Operations and Reports

**Georgia**  
**DoD Active Duty Military and Direct Hire Civilian Personnel**  
**By Installation or City, According to Defense Component: September 30, 1988**

| INSTALLATION/<br>CITY | Military Personnel |       |              | Civilian Personnel |        |       |              |                               | TOTAL<br>DEPARTMENT<br>OF<br>DEFENSE |               |
|-----------------------|--------------------|-------|--------------|--------------------|--------|-------|--------------|-------------------------------|--------------------------------------|---------------|
|                       | Army               | Navy  | Air<br>Force | Sub-<br>Total      | Army   | Navy  | Air<br>Force | Other<br>DoD<br>Organizations |                                      | Sub-<br>Total |
|                       |                    |       |              |                    |        |       |              |                               |                                      |               |
| Albany                | 1                  | 1,192 | 17           | 1,210              | 21     | 2,782 |              | 13                            | 2,816                                | 4,026         |
| Athens                | 14                 | 324   | 12           | 350                | 7      | 75    |              | 1                             | 83                                   | 433           |
| Atlanta               | 1,101              | 285   | 53           | 1,439              | 628    | 30    | 52           | 34                            | 744                                  | 2,183         |
| Dobbins AFB           |                    |       | 101          | 101                | 17     |       | 639          |                               | 656                                  | 757           |
| Forest Park           | 5                  |       | 1            | 6                  | 1,094  |       |              | 14                            | 1,108                                | 1,114         |
| Fort Benning          | 20,896             | 22    | 63           | 20,981             | 4,838  |       |              | 16                            | 4,854                                | 25,835        |
| Fort Gordon           | 8,735              | 130   | 34           | 8,899              | 3,104  |       |              | 11                            | 3,115                                | 12,014        |
| Fort McPherson        | 1,961              | 4     | 46           | 2,011              | 2,160  |       | 2            |                               | 2,162                                | 4,173         |
| Fort Stewart          | 14,416             |       | 37           | 14,453             | 2,134  |       |              | 16                            | 2,150                                | 16,603        |
| Hunter Army Airfield  | 3,247              |       | 19           | 3,266              | 444    |       | 1            |                               | 445                                  | 3,711         |
| Kings Bay U. S. Army  |                    | 1,447 |              | 1,447              | 3      | 1,274 |              | 4                             | 1,281                                | 2,728         |
| Macon                 | 16                 | 125   | 4            | 145                | 36     | 11    | 26           | 1                             | 74                                   | 219           |
| Marietta              |                    | 408   | 40           | 448                | 101    | 163   | 351          | 730                           | 1,345                                | 1,793         |
| Moody Air Force Base  |                    |       | 3,144        | 3,144              | 1      |       | 465          | 2                             | 468                                  | 3,612         |
| Robins AFB            |                    | 3     | 3,917        | 3,920              | 12     |       | 14,410       | 45                            | 14,467                               | 18,387        |
| Savannah              | 12                 | 40    | 2            | 54                 | 804    | 25    |              | 8                             | 1,068                                | 1,122         |
| Other                 | 133                | 30    | 20           | 183                | 741    | 8     | 62           | 152                           | 963                                  | 1,146         |
| TOTAL                 | 50,537             | 4,010 | 7,510        | 62,057             | 16,145 | 4,368 | 16,239       | 1,047                         | 37,799                               | 99,856        |

Prepared by: Washington Headquarters Services  
Directorate for Information  
Operations and Reports

**DoD Active Duty Military and Direct Hire Civilian Personnel  
By Installation or City, According to Defense Component: September 30, 1988**

**Hawaii**

| INSTALLATION/<br>CITY | Military Personnel |        |              |               | Civilian Personnel |        |              |                               | TOTAL<br>DEPARTMENT<br>OF<br>DEFENSE |               |
|-----------------------|--------------------|--------|--------------|---------------|--------------------|--------|--------------|-------------------------------|--------------------------------------|---------------|
|                       | Army               | Navy   | Air<br>Force | Sub-<br>Total | Army               | Navy   | Air<br>Force | Other<br>DoD<br>Organizations |                                      | Sub-<br>Total |
|                       | Aiea               |        | 769          |               | 769                |        |              |                               |                                      |               |
| Barbers Point NAS     | 490                | 131    | 354          | 975           |                    | 306    |              |                               | 306                                  |               |
| Ford Island           | 10                 | 1,371  | 9            | 1,390         | 14                 | 349    | 9            |                               | 372                                  |               |
| Fort Shafter          | 144                | 228    |              | 372           | 1                  | 31     |              |                               | 32                                   |               |
| Hickam AFB            | 869                |        |              | 869           | 2,066              |        |              |                               | 2,066                                |               |
| Honolulu              | 1,875              | 13     | 4,397        | 6,285         | 33                 |        | 1,955        | 14                            | 2,002                                |               |
| Kaneohe               | 1,794              | 333    | 33           | 2,160         | 261                | 33     | 15           | 64                            | 373                                  |               |
| Kapalama              |                    | 8,156  | 1            | 8,157         | 21                 | 697    |              |                               | 718                                  |               |
| Kauai Island          | 32                 |        |              | 32            | 214                |        |              |                               | 214                                  |               |
| Kunia                 | 1,011              | 191    | 3            | 1,205         | 43                 | 94     | 13           |                               | 107                                  |               |
| Lualualei             |                    | 224    |              | 224           | 14                 | 248    |              |                               | 262                                  |               |
| Pearl Harbor          |                    | 7,667  | 3            | 7,670         | 53                 | 10,830 |              |                               | 10,883                               |               |
| Schofield Barracks    | 11,816             |        | 75           | 11,891        | 1,089              | 23     |              |                               | 1,112                                |               |
| Tripler Army Med Ctr  |                    |        |              |               | 1,050              |        |              |                               | 1,050                                |               |
| Wahiawa               |                    | 618    |              | 618           | 7                  | 195    |              |                               | 202                                  |               |
| Wheeler AFB           | 41                 | 22     | 970          | 1,033         | 212                | 214    | 41           |                               | 467                                  |               |
| Other                 | 88                 | 1      | 81           | 170           | 218                | 18     | 111          | 1                             | 348                                  |               |
| TOTAL                 | 18,170             | 19,857 | 5,926        | 43,953        | 5,296              | 12,824 | 2,317        | 120                           | 20,557                               |               |

Prepared by: Washington Headquarters Services  
Directorate for Information  
Operations and Reports

**DoD Active Duty Military and Direct Hire Civilian Personnel**  
**By Installation or City, According to Defense Component: September 30, 1988**

**Idaho**

| INSTALLATION/<br>CITY | Military Personnel |       |              |               | Civilian Personnel |      |              |                               |               | TOTAL<br>DEPARTMENT<br>OF<br>DEFENSE |
|-----------------------|--------------------|-------|--------------|---------------|--------------------|------|--------------|-------------------------------|---------------|--------------------------------------|
|                       | Army               | Navy  | Air<br>Force | Sub-<br>Total | Army               | Navy | Air<br>Force | Other<br>DoD<br>Organizations | Sub-<br>Total |                                      |
| Boise                 | 31                 | 23    | 10           | 64            | 380                | 1    | 273          | 5                             | 659           | 723                                  |
| Idaho Falls           |                    | 1,672 | 1            | 1,673         | 6                  | 9    |              | 2                             | 17            | 1,690                                |
| Mountain Home AFB     |                    |       | 3,715        | 3,715         | 13                 |      | 503          | 5                             | 521           | 4,236                                |
| Other                 | 18                 | 37    | 51           | 106           | 100                | 30   | 1            | 2                             | 133           | 239                                  |
| TOTAL                 | 49                 | 1,732 | 3,777        | 5,558         | 499                | 40   | 777          | 14                            | 1,330         | 6,888                                |

Prepared by: Washington Headquarters Services  
 Directorate for Information  
 Operations and Reports

**DoD Active Duty Military and Direct Hire Civilian Personnel  
By Installation or City, According to Defense Component: September 30, 1988**

**Illinois**

| INSTALLATION/<br>CITY | Military Personnel |               |               |               | Civilian Personnel |              |              |                               |               | TOTAL<br>DEPARTMENT<br>OF<br>DEFENSE |               |
|-----------------------|--------------------|---------------|---------------|---------------|--------------------|--------------|--------------|-------------------------------|---------------|--------------------------------------|---------------|
|                       | Army               | Navy          | Air<br>Force  | Sub-<br>Total | Army               | Navy         | Air<br>Force | Other<br>DoD<br>Organizations | Sub-<br>Total |                                      |               |
|                       |                    |               |               |               |                    |              |              |                               |               |                                      |               |
| Champaign             | 24                 | 12            | 3             | 39            | 235                |              |              |                               |               | 235                                  | 274           |
| Chanute AFB           | 1                  | 321           | 4,271         | 4,593         |                    | 3            | 989          | 13                            | 1,005         | 1,005                                | 5,598         |
| Chicago               | 133                | 82            | 47            | 262           | 484                | 14           | 670          | 749                           | 1,917         | 1,917                                | 2,179         |
| Forest Park           | 78                 | 6             |               | 84            | 31                 | 2            |              |                               | 33            | 33                                   | 117           |
| Fort Sheridan         | 1,536              |               |               | 1,536         | 1,659              |              |              |                               | 1,659         | 1,659                                | 3,195         |
| Glenview              | 29                 | 601           | 4             | 634           | 69                 | 247          |              | 1                             | 317           | 317                                  | 951           |
| Granite City          | 36                 |               |               | 36            | 267                | 2            |              | 9                             | 278           | 278                                  | 314           |
| Great Lakes           | 148                | 22,672        | 43            | 22,863        | 3                  | 1,866        |              | 41                            | 1,910         | 1,910                                | 24,773        |
| North Chicago         |                    |               |               |               | 145                |              |              |                               | 145           | 145                                  | 145           |
| Peoria                | 177                | 11            | 5             | 193           | 119                |              | 173          | 2                             | 294           | 294                                  | 487           |
| Rock Island           | 342                | 43            | 9             | 394           | 7,972              | 2            |              | 19                            | 7,993         | 7,993                                | 8,387         |
| Savanna Army Depot    | 6                  |               |               | 6             | 537                |              |              | 1                             | 538           | 538                                  | 544           |
| Scott Air Force Base  | 85                 | 79            | 6,697         | 6,861         | 50                 |              | 2,827        | 344                           | 3,221         | 3,221                                | 10,082        |
| Springfield           | 76                 |               | 9             | 85            | 235                |              | 271          | 3                             | 509           | 509                                  | 594           |
| Other                 | 110                | 66            | 111           | 287           | 767                | 7            | 7            | 210                           | 991           | 991                                  | 1,278         |
| <b>TOTAL</b>          | <b>2,781</b>       | <b>23,893</b> | <b>11,199</b> | <b>37,873</b> | <b>12,573</b>      | <b>2,143</b> | <b>4,937</b> | <b>1,392</b>                  | <b>21,045</b> | <b>21,045</b>                        | <b>58,918</b> |

Prepared by: Washington Headquarters Services  
Directorate for Information  
Operations and Reports

**DoD Active Duty Military and Direct Hire Civilian Personnel  
By Installation or City, According to Defense Component: September 30, 1988  
Indiana**

| INSTALLATION/<br>CITY | Military Personnel |      |              |               | Civilian Personnel |       |              |                               | TOTAL<br>DEPARTMENT<br>OF<br>DEFENSE |               |
|-----------------------|--------------------|------|--------------|---------------|--------------------|-------|--------------|-------------------------------|--------------------------------------|---------------|
|                       | Army               | Navy | Air<br>Force | Sub-<br>Total | Army               | Navy  | Air<br>Force | Other<br>DoD<br>Organizations |                                      | Sub-<br>Total |
|                       | Crane              | 4    | 47           | 1             | 52                 | 689   | 3,754        |                               |                                      | 18            |
| Edinburgh             |                    |      |              |               | 100                |       |              |                               | 100                                  | 100           |
| Fort Wayne            | 1                  | 16   | 8            | 25            | 27                 |       | 275          | 103                           | 405                                  | 430           |
| Ft Benjamin Harrison  | 2,081              |      | 60           | 2,141         | 4,128              |       |              | 59                            | 4,187                                | 6,328         |
| Grisson AFB           |                    | 4    | 2,562        | 2,566         | 14                 |       | 754          | 3                             | 771                                  | 3,337         |
| Indianapolis          | 304                | 370  | 48           | 722           | 354                | 3,232 | 13           | 188                           | 3,787                                | 4,509         |
| Jefferson Prov Grnd   | 11                 |      |              | 11            | 414                |       |              |                               | 414                                  | 425           |
| South Bend            | 14                 | 19   | 4            | 37            | 31                 |       | 1            | 85                            | 117                                  | 154           |
| Terre Haute           | 20                 | 3    | 14           | 37            | 10                 |       | 221          | 1                             | 232                                  | 269           |
| Other                 | 53                 | 71   | 75           | 199           | 429                | 13    | 7            | 110                           | 559                                  | 758           |
| TOTAL                 | 2,488              | 530  | 2,772        | 5,790         | 6,196              | 6,999 | 1,271        | 567                           | 15,033                               | 20,823        |

Prepared by: Washington Headquarters Services  
Directorate for Information  
Operations and Reports

**DoD Active Duty Military and Direct Hire Civilian Personnel  
By Installation or City, According to Defense Component: September 30, 1988**

**Iowa**

| INSTALLATION/<br>CITY | Military Personnel |            |              | Civilian Personnel |            |          |              |                               | TOTAL<br>DEPARTMENT<br>OF<br>DEFENSE |               |
|-----------------------|--------------------|------------|--------------|--------------------|------------|----------|--------------|-------------------------------|--------------------------------------|---------------|
|                       | Army               | Navy       | Air<br>Force | Sub-<br>Total      | Army       | Navy     | Air<br>Force | Other<br>DoD<br>Organizations |                                      | Sub-<br>Total |
| Camp Dodge            |                    |            |              |                    | 248        |          | 9            |                               | 257                                  | 257           |
| Cedar Rapids          | 6                  | 1          | 1            | 8                  | 20         |          |              | 111                           | 131                                  | 139           |
| Des Moines            | 67                 | 77         | 9            | 153                | 66         | 7        | 255          | 5                             | 333                                  | 486           |
| Fort Des Moines       | 131                |            |              | 131                | 10         |          |              |                               | 10                                   | 141           |
| Sioux City            |                    |            | 1            | 1                  | 23         |          | 225          |                               | 248                                  | 249           |
| Other                 | 48                 | 26         | 30           | 104                | 517        | 1        | 24           | 16                            | 558                                  | 662           |
| <b>TOTAL</b>          | <b>252</b>         | <b>104</b> | <b>41</b>    | <b>397</b>         | <b>884</b> | <b>8</b> | <b>513</b>   | <b>132</b>                    | <b>1,537</b>                         | <b>1,934</b>  |

Prepared by: Washington Headquarters Services  
Directorate for Information  
Operations and Reports

**DoD Active Duty Military and Direct Hire Civilian Personnel  
By Installation or City, According to Defense Component: September 30, 1988  
Kansas**

| INSTALLATION/<br>CITY | Military Personnel |      |              |               | Civilian Personnel |      |              |                               |               | TOTAL<br>DEPARTMENT<br>OF<br>DEFENSE |        |
|-----------------------|--------------------|------|--------------|---------------|--------------------|------|--------------|-------------------------------|---------------|--------------------------------------|--------|
|                       | Army               | Navy | Air<br>Force | Sub-<br>Total | Army               | Navy | Air<br>Force | Other<br>DoD<br>Organizations | Sub-<br>Total |                                      |        |
|                       |                    |      |              |               |                    |      |              |                               |               |                                      |        |
| Forbes Field          |                    |      | 2            | 2             | 45                 |      | 211          |                               |               | 256                                  | 258    |
| Fort Leavenworth      | 3,429              | 132  | 213          | 3,774         | 2,102              |      |              | 2                             |               | 2,104                                | 5,878  |
| Fort Riley            | 15,715             |      | 61           | 15,776        | 2,254              |      | 2            | 19                            |               | 2,275                                | 18,051 |
| McConnell AFB         |                    |      | 3,152        | 3,152         |                    |      | 916          | 3                             |               | 919                                  | 4,071  |
| Overland Park         |                    | 7    | 5            | 12            |                    | 145  | 1            |                               |               | 146                                  | 158    |
| Shawnee               |                    | 161  |              | 161           |                    |      |              |                               |               |                                      | 161    |
| Topeka                | 44                 | 10   | 2            | 56            | 222                |      | 12           |                               |               | 234                                  | 290    |
| Wichita               | 65                 | 21   | 60           | 146           | 75                 | 1    | 159          | 155                           |               | 390                                  | 536    |
| Other                 | 33                 | 44   | 16           | 93            | 461                | 19   | 1            | 36                            |               | 517                                  | 610    |
| TOTAL                 | 19,286             | 375  | 3,511        | 23,172        | 5,159              | 165  | 1,302        | 215                           |               | 6,841                                | 30,013 |

Prepared by: Washington Headquarters Services  
Directorate for Information  
Operations and Reports

**DoD Active Duty Military and Direct Hire Civilian Personnel**  
**By Installation or City, According to Defense Component: September 30, 1988**  
**Kentucky**

| INSTALLATION/<br>CITY | Military Personnel |            |              |               | Civilian Personnel |              |              |                               |               | TOTAL<br>DEPARTMENT<br>OF<br>DEFENSE |
|-----------------------|--------------------|------------|--------------|---------------|--------------------|--------------|--------------|-------------------------------|---------------|--------------------------------------|
|                       | Army               | Navy       | Air<br>Force | Sub-<br>Total | Army               | Navy         | Air<br>Force | Other<br>DoD<br>Organizations | Sub-<br>Total |                                      |
|                       |                    |            |              |               |                    |              |              |                               |               |                                      |
| Fort Campbell         | 21,536             |            | 95           | 21,631        | 2,421              |              | 8            | 16                            | 2,445         | 24,076                               |
| Fort Knox             | 15,846             | 140        | 33           | 16,019        | 4,569              |              |              | 23                            | 4,592         | 20,611                               |
| Frankfort             | 74                 |            |              | 74            | 294                |              |              |                               | 294           | 368                                  |
| Lexington             | 92                 | 19         | 16           | 127           | 1,408              | 1            | 1            | 14                            | 1,424         | 1,551                                |
| Louisville            | 196                | 213        | 19           | 428           | 870                | 2,358        | 232          | 341                           | 3,801         | 4,229                                |
| Richmond              | 21                 | 2          | 67           | 90            | 422                |              | 1            | 1                             | 424           | 514                                  |
| Other                 | 39                 |            | 12           | 51            | 525                |              |              | 18                            | 543           | 594                                  |
| <b>TOTAL</b>          | <b>37,804</b>      | <b>374</b> | <b>242</b>   | <b>38,420</b> | <b>10,509</b>      | <b>2,359</b> | <b>242</b>   | <b>413</b>                    | <b>13,523</b> | <b>51,943</b>                        |

Prepared by: Washington Headquarters Services  
 Directorate for Information  
 Operations and Reports

**DoD Active Duty Military and Direct Hire Civilian Personnel  
By Installation or City, According to Defense Component: September 30, 1988  
Louisiana**

| INSTALLATION/<br>CITY | Military Personnel |       |       |       | Civilian Personnel |                               |               |               | TOTAL<br>DEPARTMENT<br>OF<br>DEFENSE |  |
|-----------------------|--------------------|-------|-------|-------|--------------------|-------------------------------|---------------|---------------|--------------------------------------|--|
|                       | Army               |       | Navy  |       | Air Force          |                               | Sub-<br>Total |               |                                      |  |
|                       | Army               | Navy  | Army  | Navy  | Air Force          | Other<br>DoD<br>Organizations | Air Force     | Sub-<br>Total |                                      |  |
| Barksdale AFB         |                    |       |       |       |                    |                               |               |               |                                      |  |
| Baton Rouge           | 40                 | 27    | 32    | 1     | 1,245              | 9                             | 1             | 1,257         | 7,488                                |  |
| Belle Chasse          |                    | 109   |       | 211   | 269                |                               | 13            | 47            | 127                                  |  |
| Camp Beauregard       |                    |       | 165   |       |                    |                               |               | 480           | 589                                  |  |
| England AFB           |                    |       |       | 1     | 515                | 1                             |               | 165           | 165                                  |  |
| Fort Polk             | 11,173             |       | 2,175 |       |                    | 18                            |               | 517           | 3,594                                |  |
| Lake Charles          | 17                 | 1     | 24    | 2     |                    | 49                            |               | 2,193         | 13,427                               |  |
| New Orleans           | 210                | 1,613 | 1,523 | 1,649 | 314                | 176                           |               | 75            | 112                                  |  |
| Shreveport            | 9                  | 28    | 86    |       |                    | 14                            |               | 3,662         | 5,501                                |  |
| Other                 | 65                 | 17    | 565   | 33    | 22                 | 11                            |               | 100           | 147                                  |  |
| TOTAL                 | 11,514             | 1,795 | 4,570 | 1,900 | 2,366              | 291                           |               | 9,127         | 31,899                               |  |

Prepared by: Washington Headquarters Services  
Directorate for Information  
Operations and Reports

**DoD Active Duty Military and Direct Hire Civilian Personnel  
By Installation or City, According to Defense Component: September 30, 1988  
Maine**

| INSTALLATION/<br>CITY | Military Personnel |       |              |               | Civilian Personnel |       |              |                               | TOTAL<br>DEPARTMENT<br>OF<br>DEFENSE |               |
|-----------------------|--------------------|-------|--------------|---------------|--------------------|-------|--------------|-------------------------------|--------------------------------------|---------------|
|                       | Army               | Navy  | Air<br>Force | Sub-<br>Total | Army               | Navy  | Air<br>Force | Other<br>DoD<br>Organizations |                                      | Sub-<br>Total |
| Augusta               | 20                 |       | 3            | 23            | 174                | 1     | 12           | 1                             | 188                                  | 211           |
| Bangor                |                    | 3     | 178          | 181           | 60                 |       | 275          | 7                             | 342                                  | 523           |
| Bath                  |                    | 28    |              | 28            |                    | 311   |              | 16                            | 327                                  | 355           |
| Brunswick             |                    | 1,135 | 1            | 1,136         | 7                  | 432   |              | 13                            | 452                                  | 1,588         |
| Cutler                | 1                  | 128   |              | 129           |                    | 109   |              |                               | 109                                  | 238           |
| Kittery               |                    |       |              |               |                    | 8,506 |              | 6                             | 8,512                                | 8,512         |
| Loring AFB            |                    |       | 3,457        | 3,457         | 6                  |       | 514          | 6                             | 526                                  | 3,983         |
| Topsham               | 59                 | 9     |              | 68            |                    | 35    |              |                               | 35                                   | 103           |
| Winter Harbor         |                    | 345   |              | 345           |                    | 69    |              |                               | 69                                   | 414           |
| Other                 | 30                 | 22    | 81           | 133           | 78                 | 20    | 34           | 21                            | 153                                  | 286           |
| TOTAL                 | 110                | 1,670 | 3,720        | 5,500         | 325                | 9,483 | 835          | 70                            | 10,713                               | 16,213        |

Prepared by: Washington Headquarters Services  
Directorate for Information  
Operations and Reports

**DOD Active Duty Military and Direct Hire Civilian Personnel**  
**By Installation or City, According to Defense Component: September 30, 1988**  
**Maryland**

| INSTALLATION/<br>CITY | Military Personnel |       |              |               | Civilian Personnel |       |              |                               |               | TOTAL<br>DEPARTMENT<br>OF<br>DEFENSE |
|-----------------------|--------------------|-------|--------------|---------------|--------------------|-------|--------------|-------------------------------|---------------|--------------------------------------|
|                       | Army               | Navy  | Air<br>Force | Sub-<br>Total | Army               | Navy  | Air<br>Force | Other<br>DoD<br>Organizations | Sub-<br>Total |                                      |
|                       | Aberdeen Prov Grnd | 3,540 | 273          | 21            | 3,834              | 7,903 | 1            |                               | 18            |                                      |
| Adelphi               | 79                 | 3     |              | 82            | 1,410              |       |              |                               | 1,410         | 1,492                                |
| Andrews AFB           | 25                 | 357   | 5,706        | 6,088         | 5                  | 188   | 2,702        |                               | 2,895         | 8,983                                |
| Annapolis             | 74                 | 5,854 | 16           | 5,944         | 5                  | 2,747 | 39           | 15                            | 2,806         | 8,750                                |
| Baltimore             | 60                 | 47    | 37           | 144           | 841                | 14    | 10           | 504                           | 1,369         | 1,513                                |
| Bethesda              | 574                | 3,159 | 261          | 3,994         | 193                | 1,388 |              | 1,383                         | 2,964         | 6,958                                |
| Brookmont             |                    |       | 25           | 25            | 5                  |       |              | 2,798                         | 2,803         | 2,828                                |
| Carderock Springs     |                    | 14    |              | 14            |                    | 1,619 |              |                               | 1,619         | 1,633                                |
| Cheiltenham           |                    | 117   |              | 117           |                    | 226   |              |                               | 226           | 343                                  |
| Chesapeake Beach      |                    | 1     |              | 1             |                    | 112   |              |                               | 112           | 113                                  |
| Edgewood              | 250                |       |              | 250           | 69                 |       |              |                               | 69            | 319                                  |
| Fort Detrick          | 925                | 38    | 35           | 998           | 1,283              |       | 22           | 6                             | 1,311         | 2,309                                |
| Fort Meade            | 3,947              | 1,290 | 2,170        | 7,407         | 3,266              | 25    | 30           | 24                            | 3,345         | 10,752                               |
| Fort Ritchie          | 823                | 31    | 111          | 965           | 884                |       | 7            | 3                             | 894           | 1,859                                |
| Germanstown           | 25                 | 7     | 13           | 45            |                    |       |              | 62                            | 62            | 107                                  |
| Harmans               |                    |       |              |               |                    |       | 148          |                               | 148           | 148                                  |
| Havre de Grace        |                    |       |              |               | 133                |       |              |                               | 133           | 133                                  |
| Hyattsville           | 7                  | 162   | 2            | 171           | 9                  | 13    |              |                               | 22            | 193                                  |
| Indian Head           | 62                 | 308   | 46           | 416           | 5                  | 2,911 | 1            |                               | 2,917         | 3,333                                |
| Linthicum Heights     | 21                 | 91    | 8            | 120           | 74                 | 1     | 1            | 27                            | 103           | 223                                  |

Prepared by: Washington Headquarters Services  
 Directorate for Information  
 Operations and Reports

**DoD Active Duty Military and Direct Hire Civilian Personnel**  
**By Installation or City, According to Defense Component: September 30, 1988**  
**Maryland**

| INSTALLATION/<br>CITY | Military Personnel |        |              |               | Civilian Personnel |        |              |                               | TOTAL<br>DEPARTMENT<br>OF<br>DEFENSE |               |
|-----------------------|--------------------|--------|--------------|---------------|--------------------|--------|--------------|-------------------------------|--------------------------------------|---------------|
|                       | Army               | Navy   | Air<br>Force | Sub-<br>Total | Army               | Navy   | Air<br>Force | Other<br>DoD<br>Organizations |                                      | Sub-<br>Total |
| Middle River          | 7                  | 2,673  | 10           | 2,690         | 162                | 3,173  | 305          | 16                            | 483                                  | 483           |
| Patuxent River NATC   |                    |        | 1            | 1             | 319                | 180    |              | 3                             | 3,176                                | 5,866         |
| Silver Spring         |                    | 19     |              | 19            |                    | 331    |              | 64                            | 563                                  | 564           |
| St. Inigoes           |                    | 553    |              | 553           | 2                  | 1,475  |              | 6                             | 1,483                                | 350           |
| Suitland              |                    | 108    | 2            | 110           |                    |        |              |                               |                                      | 2,036         |
| Thurmont              |                    | 3      | 4            | 11            | 4                  |        |              | 351                           | 355                                  | 110           |
| Towson                | 4                  | 21     |              | 21            | 2                  | 1,925  |              |                               | 1,927                                | 366           |
| White Oak             |                    |        |              |               |                    |        |              |                               |                                      | 1,948         |
| Other                 | 31                 | 78     | 197          | 306           | 203                | 52     | 33           | 311                           | 599                                  | 905           |
| TOTAL                 | 10,454             | 15,207 | 8,665        | 34,326        | 16,777             | 16,381 | 3,298        | 5,591                         | 42,047                               | 76,373        |

Prepared by: Washington Headquarters Services  
 Directorate for Information  
 Operations and Reports

**DoD Active Duty Military and Direct Hire Civilian Personnel  
By Installation or City, According to Defense Component: September 30, 1988  
Massachusetts**

| INSTALLATION/<br>CITY | Military Personnel |       |              | Civilian Personnel |       |      |              | TOTAL<br>DEPARTMENT<br>OF<br>DEFENSE |                               |               |
|-----------------------|--------------------|-------|--------------|--------------------|-------|------|--------------|--------------------------------------|-------------------------------|---------------|
|                       | Army               | Navy  | Air<br>Force | Sub-<br>Total      | Army  | Navy | Air<br>Force |                                      | Other<br>DoD<br>Organizations | Sub-<br>Total |
| Ayer                  |                    |       |              |                    | 139   |      |              |                                      | 139                           | 139           |
| Boston                | 410                | 390   | 30           | 830                | 113   | 389  | 1            | 942                                  | 1,445                         | 2,275         |
| Burlington            | 3                  | 3     | 3            | 9                  |       | 2    | 384          | 164                                  | 550                           | 559           |
| Cambridge             | 8                  | 90    | 30           | 128                | 10    | 20   |              | 5                                    | 35                            | 163           |
| Chatham               |                    |       | 104          | 104                |       |      |              |                                      |                               | 104           |
| Fort Devens           | 4,106              | 291   | 314          | 4,711              | 1,660 |      |              | 21                                   | 1,681                         | 6,392         |
| L. G. Hanscom AFB     | 38                 |       | 2,150        | 2,188              | 57    | 6    | 2,074        |                                      | 2,137                         | 4,325         |
| Lynn                  |                    | 7     | 2            | 9                  | 1     | 144  |              | 36                                   | 181                           | 190           |
| Natick                | 177                | 2     | 2            | 181                | 1,288 | 49   | 3            |                                      | 1,340                         | 1,521         |
| Otis Air Force Base   |                    |       |              |                    | 57    |      | 312          |                                      | 369                           | 369           |
| Pittsfield            |                    | 10    | 1            | 11                 | 9     | 125  |              | 6                                    | 140                           | 151           |
| Waltham               | 13                 |       |              | 13                 | 494   | 1    | 11           | 133                                  | 639                           | 652           |
| Watertown             | 3                  |       |              | 3                  | 619   |      |              | 3                                    | 622                           | 625           |
| Westfield             |                    |       | 2            | 2                  | 14    |      | 206          |                                      | 220                           | 222           |
| Westover AFB          |                    | 13    |              | 13                 | 33    | 1    | 864          | 6                                    | 904                           | 917           |
| Weymouth              |                    | 281   |              | 281                |       | 215  |              | 1                                    | 216                           | 497           |
| Worcester             | 18                 | 37    |              | 55                 | 18    | 1    | 48           | 6                                    | 73                            | 128           |
| Other                 | 48                 | 79    | 60           | 187                | 452   | 15   | 145          | 446                                  | 1,058                         | 1,245         |
| TOTAL                 | 4,824              | 1,203 | 2,698        | 8,725              | 4,964 | 968  | 4,048        | 1,769                                | 11,749                        | 20,474        |

Prepared by: Washington Headquarters Services  
Directorate for Information  
Operations and Reports

**DoD Active Duty Military and Direct Hire Civilian Personnel**  
**By Installation or City, According to Defense Component: September 30, 1988**  
**Michigan**

| INSTALLATION/<br>CITY | Military Personnel |      |           |               | Civilian Personnel |      |                         |                         | TOTAL<br>DEPARTMENT<br>OF<br>DEFENSE |               |
|-----------------------|--------------------|------|-----------|---------------|--------------------|------|-------------------------|-------------------------|--------------------------------------|---------------|
|                       | Army               |      | Air Force |               | Navy               |      | Other DoD Organizations |                         |                                      | Sub-<br>Total |
|                       | Army               | Navy | Air Force | Sub-<br>Total | Army               | Navy | Air Force               | Other DoD Organizations |                                      |               |
| Battle Creek          | 16                 | 19   | 12        | 47            | 10                 |      | 605                     | 1,365                   | 1,980                                | 2,027         |
| Detroit               | 558                | 359  | 11        | 928           | 479                | 21   | 1                       | 249                     | 750                                  | 1,678         |
| Grand Rapids          | 4                  | 12   | 1         | 17            | 13                 |      | 1                       | 93                      | 107                                  | 124           |
| Grayling              |                    |      |           |               | 132                |      |                         |                         | 132                                  | 132           |
| K. I. Sawyer AFB      | 2                  |      | 3,516     | 3,518         | 9                  |      | 429                     | 4                       | 442                                  | 3,960         |
| Lansing               | 252                | 91   | 4         | 347           | 347                | 3    | 12                      | 5                       | 367                                  | 714           |
| Sault Ste. Marie      |                    |      |           |               | 183                |      |                         |                         | 183                                  | 183           |
| Selfridge ANGB        | 105                | 72   | 83        | 260           | 180                | 62   | 768                     | 14                      | 1,024                                | 1,284         |
| Sterling Heights      |                    |      |           |               | 269                |      |                         | 26                      | 295                                  | 295           |
| Warren                | 91                 | 7    |           | 98            | 5,405              |      |                         | 12                      | 5,417                                | 5,515         |
| Wurtsmith AFB         | 1                  |      | 3,332     | 3,333         | 5                  |      | 387                     | 5                       | 397                                  | 3,730         |
| Other                 | 99                 | 90   | 192       | 381           | 517                | 6    | 52                      | 217                     | 792                                  | 1,173         |
| TOTAL                 | 1,128              | 650  | 7,151     | 8,929         | 7,549              | 92   | 2,255                   | 1,990                   | 11,886                               | 20,815        |

Prepared by: Washington Headquarters Services  
 Directorate for Information  
 Operations and Reports

**DoD Active Duty Military and Direct Hire Civilian Personnel**  
**By Installation or City, According to Defense Component: September 30, 1988**  
**Minnesota**

| INSTALLATION/<br>CITY | Military Personnel |            |              |               | Civilian Personnel |            |              |                               |               | TOTAL<br>DEPARTMENT<br>OF<br>DEFENSE |       |
|-----------------------|--------------------|------------|--------------|---------------|--------------------|------------|--------------|-------------------------------|---------------|--------------------------------------|-------|
|                       | Army               | Navy       | Air<br>Force | Sub-<br>Total | Army               | Navy       | Air<br>Force | Other<br>DoD<br>Organizations | Sub-<br>Total |                                      |       |
|                       |                    |            |              |               |                    |            |              |                               |               |                                      |       |
| Camp Ripley           |                    |            |              |               | 318                |            |              |                               |               | 318                                  | 318   |
| Duluth                |                    | 2          | 10           | 12            | 55                 |            |              | 10                            |               | 321                                  | 333   |
| Ft. Snelling Mil Res  | 347                |            | 17           | 364           | 111                |            |              |                               |               | 111                                  | 475   |
| Minneapolis           | 48                 | 319        | 60           | 427           | 82                 | 27         | 377          | 215                           |               | 701                                  | 1,128 |
| St. Paul              | 26                 | 10         | 9            | 45            | 601                | 6          | 242          | 170                           |               | 1,019                                | 1,064 |
| Other                 | 42                 | 14         | 24           | 80            | 356                | 93         | 4            | 66                            |               | 519                                  | 599   |
| <b>TOTAL</b>          | <b>463</b>         | <b>345</b> | <b>120</b>   | <b>928</b>    | <b>1,523</b>       | <b>126</b> | <b>879</b>   | <b>461</b>                    | <b>2,989</b>  | <b>3,917</b>                         |       |

Prepared by: Washington Headquarters Services  
 Directorate for Information  
 Operations and Reports

**DoD Active Duty Military and Direct Hire Civilian Personnel  
By Installation or City, According to Defense Component: September 30, 1988  
Mississippi**

| INSTALLATION/<br>CITY | Military Personnel |       |              |               | Civilian Personnel |       |              |                               | TOTAL<br>DEPARTMENT<br>OF<br>DEFENSE |               |
|-----------------------|--------------------|-------|--------------|---------------|--------------------|-------|--------------|-------------------------------|--------------------------------------|---------------|
|                       | Army               | Navy  | Air<br>Force | Sub-<br>Total | Army               | Navy  | Air<br>Force | Other<br>DoD<br>Organizations |                                      | Sub-<br>Total |
|                       | Bay St. Louis      |       | 83           |               | 83                 | 37    | 1,391        |                               |                                      | 49            |
| Camp Shelby           | 222                |       |              | 222           | 290                |       |              |                               | 290                                  | 512           |
| Columbus AFB          |                    |       | 1,873        | 1,873         | 1                  |       | 384          | 5                             | 390                                  | 2,263         |
| Flowood               |                    |       |              |               | 123                |       | 220          |                               | 343                                  | 343           |
| Greenville            |                    | 2     | 1            | 3             | 231                |       |              | 25                            | 256                                  | 259           |
| Grenada               |                    |       |              |               | 102                |       |              |                               | 102                                  | 102           |
| Gulfport              | 2                  | 844   | 2            | 848           | 102                | 726   | 38           | 1                             | 867                                  | 1,715         |
| Jackson               | 166                | 19    | 16           | 201           | 239                |       | 8            | 17                            | 264                                  | 465           |
| Keesler AFB           | 27                 |       | 8,430        | 8,457         | 2                  |       | 2,093        | 17                            | 2,112                                | 10,569        |
| Meridian              | 2                  | 2,477 | 5            | 2,484         | 60                 | 339   | 260          | 2                             | 661                                  | 3,145         |
| Pascagoula            |                    | 73    |              | 73            |                    | 459   |              | 19                            | 478                                  | 551           |
| Vicksburg             | 26                 | 1     |              | 27            | 3,200              |       |              | 1                             | 3,201                                | 3,228         |
| Other                 | 64                 | 24    | 23           | 111           | 558                | 6     | 2            | 46                            | 612                                  | 723           |
| TOTAL                 | 509                | 3,523 | 10,350       | 14,382        | 4,945              | 2,921 | 3,005        | 182                           | 11,053                               | 25,435        |

Prepared by: Washington Headquarters Services  
Directorate for Information  
Operations and Reports

**DoD Active Duty Military and Direct Hire Civilian Personnel  
By Installation or City, According to Defense Component: September 30, 1988**

**Missouri**

| INSTALLATION/<br>CITY | Military Personnel |       |              |               | Civilian Personnel |       |              |                               |               | TOTAL<br>DEPARTMENT<br>OF<br>DEFENSE |
|-----------------------|--------------------|-------|--------------|---------------|--------------------|-------|--------------|-------------------------------|---------------|--------------------------------------|
|                       | Army               | Navy  | Air<br>Force | Sub-<br>Total | Army               | Navy  | Air<br>Force | Other<br>DoD<br>Organizations | Sub-<br>Total |                                      |
|                       | Fort Leonard Wood  | 9,900 |              | 44            | 9,944              | 1,929 |              | 3                             | 12            |                                      |
| Jefferson City        | 45                 |       | 2            | 47            | 332                |       | 9            |                               | 341           | 388                                  |
| Kansas City           | 210                | 458   | 16           | 684           | 775                | 1,019 | 2            | 169                           | 1,965         | 2,649                                |
| Overland              |                    |       | 1            | 1             | 1,683              |       |              |                               | 1,683         | 1,684                                |
| Richards-Gebaur AFB   |                    |       | 2            | 2             | 6                  |       | 348          |                               | 354           | 356                                  |
| Springfield           | 16                 | 15    | 2            | 33            | 143                | 2     |              | 3                             | 148           | 181                                  |
| St. Ann               |                    |       |              |               |                    |       | 306          |                               | 306           | 306                                  |
| St. Joseph            | 7                  | 1     | 2            | 10            | 17                 |       | 185          |                               | 202           | 212                                  |
| St. Louis             | 779                | 311   | 114          | 1,204         | 7,071              | 396   | 6            | 4,149                         | 11,222        | 12,826                               |
| Whiteman AFB          | 1                  |       | 3,105        | 3,106         | 79                 |       | 422          | 8                             | 509           | 3,615                                |
| Other                 | 66                 | 65    | 74           | 205           | 697                | 16    | 115          | 191                           | 1,019         | 1,224                                |
| TOTAL                 | 11,024             | 850   | 3,362        | 15,236        | 12,732             | 1,433 | 1,396        | 4,532                         | 20,093        | 35,329                               |

Prepared by: Washington Headquarters Services  
Directorate for Information  
Operations and Reports

**DoD Active Duty Military and Direct Hire Civilian Personnel  
By Installation or City, According to Defense Component: September 30, 1988  
Montana**

| INSTALLATION/<br>CITY | Military Personnel |      |              |               | Civilian Personnel |      |              |                               | TOTAL<br>DEPARTMENT<br>OF<br>DEFENSE |               |
|-----------------------|--------------------|------|--------------|---------------|--------------------|------|--------------|-------------------------------|--------------------------------------|---------------|
|                       | Army               | Navy | Air<br>Force | Sub-<br>Total | Army               | Navy | Air<br>Force | Other<br>DoD<br>Organizations |                                      | Sub-<br>Total |
|                       | Great Falls        |      |              | 5             | 5                  | 25   |              | 296                           |                                      | 3             |
| Helena                | 2                  |      | 1            | 3             | 245                |      | 9            |                               | 254                                  | 257           |
| Malmstrom AFB         | 2                  |      | 3,976        | 3,978         |                    |      | 535          | 7                             | 542                                  | 4,520         |
| Other                 | 21                 | 19   | 184          | 224           | 154                | 2    | 17           | 8                             | 181                                  | 405           |
| TOTAL                 | 25                 | 19   | 4,166        | 4,210         | 424                | 2    | 857          | 18                            | 1,301                                | 5,511         |

Prepared by: Washington Headquarters Services  
Directorate for Information  
Operations and Reports

**DoD Active Duty Military and Direct Hire Civilian Personnel**  
**By Installation or City, According to Defense Component: September 30, 1988**  
**Nebraska**

| INSTALLATION/<br>CITY | Military Personnel |      |              |               | Civilian Personnel |      |              |                               |               | TOTAL<br>DEPARTMENT<br>OF<br>DEFENSE |
|-----------------------|--------------------|------|--------------|---------------|--------------------|------|--------------|-------------------------------|---------------|--------------------------------------|
|                       | Army               | Navy | Air<br>Force | Sub-<br>Total | Army               | Navy | Air<br>Force | Other<br>DoD<br>Organizations | Sub-<br>Total |                                      |
|                       |                    |      |              |               |                    |      |              |                               |               |                                      |
| Lincoln               | 36                 | 16   | 4            | 56            | 251                | 2    | 243          | 4                             | 500           | 556                                  |
| Offutt AFB            | 41                 | 39   | 12,326       | 12,406        | 20                 |      | 1,778        | 12                            | 1,810         | 14,216                               |
| Omaha                 | 204                | 288  | 21           | 513           | 1,457              | 14   | 3            | 29                            | 1,503         | 2,016                                |
| Other                 | 8                  |      | 146          | 154           | 129                |      | 13           | 5                             | 147           | 301                                  |
| TOTAL                 | 289                | 343  | 12,497       | 13,129        | 1,857              | 16   | 2,037        | 50                            | 3,960         | 17,089                               |

Prepared by: Washington Headquarters Services  
 Directorate for Information  
 Operations and Reports

**DoD Active Duty Military and Direct Hire Civilian Personnel  
By Installation or City, According to Defense Component: September 30, 1988  
Nevada**

| INSTALLATION/<br>CITY | Military Personnel |      |              |               | Civilian Personnel |      |              |                               |               | TOTAL<br>DEPARTMENT<br>OF<br>DEFENSE |
|-----------------------|--------------------|------|--------------|---------------|--------------------|------|--------------|-------------------------------|---------------|--------------------------------------|
|                       | Army               | Navy | Air<br>Force | Sub-<br>Total | Army               | Navy | Air<br>Force | Other<br>DoD<br>Organizations | Sub-<br>Total |                                      |
|                       | Carson City        | 4    |              |               | 4                  | 106  |              | 7                             | 1             |                                      |
| Fallon                |                    | 911  |              | 911           |                    | 237  |              |                               | 237           | 1,148                                |
| Hawthorne             | 4                  | 2    |              | 6             | 70                 | 28   |              |                               | 98            | 104                                  |
| Las Vegas             | 7                  | 25   | 123          | 155           | 19                 |      | 60           | 8                             | 87            | 242                                  |
| Nellis AFB            | 2                  | 1    | 8,115        | 8,118         | 17                 |      | 1,053        | 10                            | 1,080         | 9,198                                |
| Reno                  | 5                  | 14   | 6            | 25            | 7                  | 1    | 231          | 2                             | 241           | 266                                  |
| Other                 |                    |      | 18           | 18            | 81                 |      | 25           | 17                            | 123           | 141                                  |
| TOTAL                 | 22                 | 953  | 8,262        | 9,237         | 300                | 266  | 1,376        | 38                            | 1,980         | 11,217                               |

Prepared by: Washington Headquarters Services  
Directorate for Information  
Operations and Reports

**DoD Active Duty Military and Direct Hire Civilian Personnel  
By Installation or City, According to Defense Component: September 30, 1988  
New Hampshire**

| INSTALLATION/<br>CITY | Military Personnel |      |              |               | Civilian Personnel |      |              |                               |               | TOTAL<br>DEPARTMENT<br>OF<br>DEFENSE |
|-----------------------|--------------------|------|--------------|---------------|--------------------|------|--------------|-------------------------------|---------------|--------------------------------------|
|                       | Army               | Navy | Air<br>Force | Sub-<br>Total | Army               | Navy | Air<br>Force | Other<br>DoD<br>Organizations | Sub-<br>Total |                                      |
|                       | Concord            | 12   |              | 1             | 13                 | 138  |              | 11                            | 1             |                                      |
| Hanover               | 8                  | 2    |              | 10            | 297                | 5    |              |                               | 302           | 312                                  |
| Manchester            | 9                  | 64   | 6            | 79            | 64                 | 2    | 1            | 15                            | 82            | 161                                  |
| Nashua                |                    | 1    | 3            | 4             |                    |      |              | 96                            | 96            | 100                                  |
| New Boston            |                    |      | 18           | 18            |                    |      | 85           |                               | 85            | 103                                  |
| Pease Air Force Base  |                    |      | 3,565        | 3,565         | 1                  |      | 653          | 2                             | 656           | 4,221                                |
| Portsmouth            |                    | 202  | 6            | 208           | 6                  | 66   |              | 14                            | 86            | 294                                  |
| Other                 | 7                  | 2    | 16           | 25            | 57                 | 2    |              | 20                            | 79            | 104                                  |
| TOTAL                 | 36                 | 271  | 3,615        | 3,922         | 563                | 75   | 750          | 148                           | 1,536         | 5,458                                |

Prepared by: Washington Headquarters Services  
Directorate for Information  
Operations and Reports

**DoD Active Duty Military and Direct Hire Civilian Personnel  
By Installation or City, According to Defense Component: September 30, 1988  
New Jersey**

| INSTALLATION/<br>CITY | Military Personnel |       |              |               | Civilian Personnel |       |              |                               |               | TOTAL<br>DEPARTMENT<br>OF<br>DEFENSE |        |
|-----------------------|--------------------|-------|--------------|---------------|--------------------|-------|--------------|-------------------------------|---------------|--------------------------------------|--------|
|                       | Army               | Navy  | Air<br>Force | Sub-<br>Total | Army               | Navy  | Air<br>Force | Other<br>DoD<br>Organizations | Sub-<br>Total |                                      |        |
|                       |                    |       |              |               |                    |       |              |                               |               |                                      |        |
| Bayonne               | 83                 | 58    | 4            | 145           | 936                | 2,380 | 8            | 121                           | 3,338         | 121                                  | 121    |
| Camden                |                    |       | 1            | 1             | 11                 | 55    |              | 14                            | 136           |                                      | 3,483  |
| Colts Neck            |                    | 423   |              | 423           |                    | 699   |              | 70                            | 713           |                                      | 137    |
| Fort Dix              | 9,446              |       | 24           | 9,470         | 1,842              |       | 1            | 14                            | 1,843         |                                      | 1,136  |
| Fort Monmouth         | 2,198              | 22    | 19           | 2,239         | 6,651              |       |              | 7                             | 6,658         |                                      | 11,313 |
| Iselin                |                    | 175   |              | 175           |                    | 4     |              |                               | 4             |                                      | 8,897  |
| Jersey City           | 8                  |       | 1            | 9             | 96                 |       |              |                               | 96            |                                      | 179    |
| Lakehurst             | 27                 | 981   |              | 1,008         | 24                 | 2,409 |              | 19                            | 2,452         |                                      | 105    |
| McGuire AFB           | 16                 | 5     | 4,629        | 4,650         | 2                  |       | 1,832        | 2                             | 1,836         |                                      | 3,460  |
| Moorestown            |                    | 117   | 1            | 118           |                    | 20    |              | 70                            | 90            |                                      | 6,486  |
| Picatinny Arsenal     | 147                |       |              | 147           | 4,969              |       |              | 8                             | 4,977         |                                      | 208    |
| Pomona                |                    |       |              |               |                    |       | 265          |                               | 265           |                                      | 5,124  |
| Springfield           | 1                  | 2     | 2            | 5             |                    |       |              | 227                           | 227           |                                      | 265    |
| Trenton               | 30                 | 23    |              | 53            | 290                | 678   | 7            | 8                             | 983           |                                      | 232    |
| Other                 | 62                 | 58    | 63           | 183           | 688                | 14    | 14           | 672                           | 1,388         |                                      | 1,036  |
| TOTAL                 | 12,018             | 1,864 | 4,744        | 18,626        | 15,509             | 6,259 | 2,127        | 1,232                         | 25,127        |                                      | 1,571  |
|                       |                    |       |              |               |                    |       |              |                               |               |                                      | 43,753 |

Prepared by: Washington Headquarters Services  
Directorate for Information  
Operations and Reports

**DoD Active Duty Military and Direct Hire Civilian Personnel  
By Installation or City, According to Defense Component: September 30, 1988  
New Mexico**

| INSTALLATION/<br>CITY | Military Personnel |      |              |               | Civilian Personnel |      |              |                               | TOTAL<br>DEPARTMENT<br>OF<br>DEFENSE |               |
|-----------------------|--------------------|------|--------------|---------------|--------------------|------|--------------|-------------------------------|--------------------------------------|---------------|
|                       | Army               | Navy | Air<br>Force | Sub-<br>Total | Army               | Navy | Air<br>Force | Other<br>DoD<br>Organizations |                                      | Sub-<br>Total |
|                       | Albuquerque        | 139  | 468          | 36            | 643                | 300  | 13           | 372                           |                                      | 329           |
| Cannon AFB            | 1                  |      | 3,661        | 3,662         |                    |      | 420          | 9                             | 429                                  | 4,091         |
| Holloman AFB          | 1                  |      | 5,180        | 5,181         | 118                |      | 1,018        | 27                            | 1,163                                | 6,344         |
| Kirtland              | 140                |      |              | 140           |                    |      |              |                               |                                      | 140           |
| Kirtland AFB          |                    | 8    | 4,379        | 4,387         | 13                 | 127  | 2,576        | 28                            | 2,744                                | 7,131         |
| Las Cruces            |                    |      | 28           | 28            | 64                 |      | 4            | 15                            | 83                                   | 111           |
| Orogrande             |                    |      |              |               | 118                |      |              |                               | 118                                  | 118           |
| Santa Fe              | 10                 |      | 1            | 11            | 180                |      | 14           |                               | 194                                  | 205           |
| White Sands Msl Rge   | 975                | 67   | 56           | 1,098         | 3,773              | 64   | 4            | 30                            | 3,871                                | 4,969         |
| Other                 | 6                  | 8    | 15           | 29            | 314                | 2    | 18           | 3                             | 337                                  | 366           |
| TOTAL                 | 1,272              | 551  | 13,356       | 15,179        | 4,880              | 206  | 4,426        | 441                           | 9,953                                | 25,132        |

Prepared by: Washington Headquarters Services  
Directorate for Information  
Operations and Reports

**DoD Active Duty Military and Direct Hire Civilian Personnel**  
**By Installation or City, According to Defense Component: September 30, 1988**  
**New York**

| INSTALLATION/<br>CITY | Military Personnel |       |              | Civilian Personnel |       |      |              |                               | TOTAL<br>DEPARTMENT<br>OF<br>DEFENSE |               |
|-----------------------|--------------------|-------|--------------|--------------------|-------|------|--------------|-------------------------------|--------------------------------------|---------------|
|                       | Army               | Navy  | Air<br>Force | Sub-<br>Total      | Army  | Navy | Air<br>Force | Other<br>DoD<br>Organizations |                                      | Sub-<br>Total |
| Albany                | 211                | 213   | 11           | 435                | 128   | 11   | 1            |                               | 140                                  | 575           |
| Ballston Spa          |                    | 1,975 |              | 1,975              |       |      |              |                               |                                      | 1,975         |
| Bethpage              |                    | 12    | 1            | 13                 |       | 244  |              | 39                            | 283                                  | 296           |
| Buffalo               | 19                 | 255   | 23           | 297                | 407   | 12   | 1            | 83                            | 503                                  | 800           |
| Deer Park             |                    |       | 11           | 11                 |       |      | 149          | 27                            | 176                                  | 187           |
| Fort Drum             | 8,463              |       | 48           | 8,511              | 2,106 |      |              |                               | 2,106                                | 10,617        |
| Fort Hamilton         | 461                | 7     | 11           | 479                | 292   |      |              |                               | 292                                  | 771           |
| Fort Totten           | 39                 |       |              | 39                 | 92    |      |              |                               | 92                                   | 131           |
| Garden City           | 1                  | 147   | 2            | 150                |       | 67   |              | 260                           | 327                                  | 477           |
| Great Neck            |                    | 8     |              | 8                  |       | 129  |              | 23                            | 152                                  | 160           |
| Griffiss AFB          | 3                  | 4     | 4,076        | 4,083              | 2     |      | 2,686        | 24                            | 2,712                                | 6,795         |
| Latham                |                    |       |              |                    | 218   |      | 1            |                               | 219                                  | 219           |
| Newburgh              | 110                | 1     | 24           | 135                | 56    |      | 290          | 7                             | 353                                  | 488           |
| Niagara Falls         | 5                  |       | 3            | 8                  | 84    | 2    | 731          | 8                             | 1,251                                | 833           |
| Peekskill             |                    |       | 2            | 2                  | 123   |      |              |                               | 123                                  | 125           |
| Plattsburgh           | 1                  |       |              | 1                  | 3     |      | 457          | 5                             | 465                                  | 466           |
| Plattsburgh AFB       |                    |       | 3,874        | 3,874              | 3     |      | 1            | 2                             | 6                                    | 3,880         |
| Richmond              | 86                 | 681   | 58           | 825                | 948   | 461  | 6            | 870                           | 2,285                                | 3,110         |
| Rochester             | 30                 | 41    | 19           | 90                 | 156   | 1    | 1            | 41                            | 199                                  | 289           |
| Romulus               |                    |       |              |                    | 953   |      |              | 1                             | 954                                  | 954           |

Prepared by: Washington Headquarters Services  
 Directorate for Information  
 Operations and Reports

**DoD Active Duty Military and Direct Hire Civilian Personnel**  
**By Installation or City, According to Defense Component: September 30, 1988**  
**New York**

| INSTALLATION/<br>CITY | Military Personnel |       |              |               | Civilian Personnel |       |              |                               | TOTAL<br>DEPARTMENT<br>OF<br>DEFENSE |               |
|-----------------------|--------------------|-------|--------------|---------------|--------------------|-------|--------------|-------------------------------|--------------------------------------|---------------|
|                       | Army               | Navy  | Air<br>Force | Sub-<br>Total | Army               | Navy  | Air<br>Force | Other<br>DoD<br>Organizations |                                      | Sub-<br>Total |
|                       | Schenectady        |       | 10           | 3             | 13                 | 31    | 7            | 65                            |                                      | 20            |
| Scotia                |                    | 81    |              | 81            |                    | 61    |              | 30                            | 91                                   | 172           |
| Seneca Falls          | 557                |       |              | 557           |                    |       |              |                               |                                      | 557           |
| Steward AFB           | 66                 |       | 1            | 67            | 101                |       |              |                               | 101                                  | 168           |
| Syracuse              | 209                | 31    | 24           | 264           | 38                 | 5     | 310          | 164                           | 517                                  | 781           |
| Watervliet            | 10                 |       |              | 10            | 2,395              |       |              | 5                             | 2,400                                | 2,410         |
| West Point Mil Res    | 6,063              | 5     |              | 6,068         | 2,297              |       |              |                               | 2,297                                | 8,365         |
| Westhampton Beach     |                    |       |              |               |                    |       | 184          |                               | 184                                  | 184           |
| Other                 | 68                 | 153   | 104          | 325           | 641                | 132   | 114          | 619                           | 1,506                                | 1,831         |
| TOTAL                 | 16,402             | 3,624 | 8,295        | 28,321        | 11,074             | 1,132 | 4,997        | 2,228                         | 19,431                               | 47,752        |

Prepared by: Washington Headquarters Services  
 Directorate for Information  
 Operations and Reports

**DoD Active Duty Military and Direct Hire Civilian Personnel  
By Installation or City, According to Defense Component: September 30, 1988  
North Carolina**

| INSTALLATION/<br>CITY | Military Personnel |        |           |               | Civilian Personnel |       |               |                               | TOTAL<br>DEPARTMENT<br>OF<br>DEFENSE |               |
|-----------------------|--------------------|--------|-----------|---------------|--------------------|-------|---------------|-------------------------------|--------------------------------------|---------------|
|                       | Army               |        | Navy      |               | Air Force          |       | Sub-<br>Total |                               |                                      |               |
|                       | Army               | Navy   | Air Force | Sub-<br>Total | Army               | Navy  | Air Force     | Other<br>DoD<br>Organizations |                                      | Sub-<br>Total |
| Asheville             |                    | 3      | 4         | 7             | 17                 | 4     | 77            | 6                             | 104                                  | 111           |
| Camp Lejeune          | 7                  | 28,094 |           | 28,101        |                    | 2,778 |               | 25                            | 2,803                                | 30,904        |
| Charlotte             | 124                | 34     | 17        | 175           | 104                | 3     | 234           | 19                            | 360                                  | 535           |
| Cherry Point MCAS     | 3                  | 8,374  |           | 8,377         |                    | 4,856 |               | 24                            | 4,880                                | 13,257        |
| Durham                | 9                  | 15     | 12        | 36            | 120                | 1     |               | 1                             | 122                                  | 158           |
| Fort Bragg            | 38,548             | 21     | 145       | 38,714        | 4,588              |       |               | 27                            | 4,615                                | 43,329        |
| Greensboro            | 14                 | 27     | 13        | 54            | 21                 |       |               | 43                            | 64                                   | 118           |
| Jacksonville          |                    | 5,083  | 2         | 5,085         | 4                  | 127   |               | 9                             | 140                                  | 5,225         |
| Pope Air Force Base   |                    |        | 3,979     | 3,979         |                    |       | 314           |                               | 314                                  | 4,293         |
| Raleigh               | 250                | 267    | 34        | 551           | 344                | 11    | 4             | 17                            | 376                                  | 927           |
| Seymour Johnson AFB   | 1                  |        | 4,562     | 4,563         | 4                  |       | 640           | 6                             | 650                                  | 5,213         |
| Sunny Point MOT       | 14                 |        |           | 14            | 263                | 1     |               |                               | 264                                  | 278           |
| Wilmington            | 10                 | 16     |           | 26            | 361                |       |               | 2                             | 363                                  | 389           |
| Other                 | 45                 | 88     | 65        | 198           | 439                | 14    | 36            | 99                            | 588                                  | 786           |
| TOTAL                 | 39,025             | 42,022 | 8,833     | 89,880        | 6,265              | 7,795 | 1,305         | 278                           | 15,643                               | 105,523       |

Prepared by: Washington Headquarters Services  
Directorate for Information  
Operations and Reports

**DoD Active Duty Military and Direct Hire Civilian Personnel  
By Installation or City, According to Defense Component: September 30, 1988  
North Dakota**

| INSTALLATION/<br>CITY | Military Personnel |      |              |               | Civilian Personnel |      |              |                               | TOTAL<br>DEPARTMENT<br>OF<br>DEFENSE |               |
|-----------------------|--------------------|------|--------------|---------------|--------------------|------|--------------|-------------------------------|--------------------------------------|---------------|
|                       | Army               | Navy | Air<br>Force | Sub-<br>Total | Army               | Navy | Air<br>Force | Other<br>DoD<br>Organizations |                                      | Sub-<br>Total |
|                       | Bismarck           | 5    |              | 1             | 6                  | 177  |              | 5                             |                                      |               |
| Fargo                 | 12                 | 8    | 20           | 40            | 33                 | 1    | 267          | 2                             | 303                                  | 343           |
| Grand Forks AFB       |                    |      | 5,216        | 5,216         | 11                 |      | 521          | 10                            | 542                                  | 5,758         |
| Minot Air Force Base  |                    |      | 5,528        | 5,528         | 8                  |      | 605          | 9                             | 622                                  | 6,150         |
| Other                 | 7                  |      | 75           | 82            | 191                |      | 16           | 15                            | 222                                  | 304           |
| TOTAL                 | 24                 | 8    | 10,840       | 10,872        | 420                | 1    | 1,414        | 36                            | 1,871                                | 12,743        |

Prepared by: Washington Headquarters Services  
Directorate for Information  
Operations and Reports

**DoD Active Duty Military and Direct Hire Civilian Personnel  
By Installation or City, According to Defense Component: September 30, 1988**

**Ohio**

| INSTALLATION/<br>CITY | Military Personnel |      |              |               | Civilian Personnel |       |              |                               | TOTAL<br>DEPARTMENT<br>OF<br>DEFENSE |               |        |
|-----------------------|--------------------|------|--------------|---------------|--------------------|-------|--------------|-------------------------------|--------------------------------------|---------------|--------|
|                       | Army               | Navy | Air<br>Force | Sub-<br>Total | Army               | Navy  | Air<br>Force | Other<br>DoD<br>Organizations |                                      | Sub-<br>Total |        |
|                       |                    |      |              |               |                    |       |              |                               |                                      |               |        |
| Akron                 | 8                  | 15   | 8            | 31            | 14                 |       |              |                               | 125                                  | 139           | 170    |
| Bratenahl             |                    |      |              |               |                    | 154   |              |                               |                                      | 154           | 154    |
| Cincinnati            | 162                | 114  | 23           | 299           | 246                | 5     |              |                               | 140                                  | 391           | 690    |
| Cleveland             | 233                | 288  | 25           | 546           | 129                | 1,334 | 3            |                               | 755                                  | 2,221         | 2,767  |
| Columbus              | 257                | 317  | 83           | 657           | 429                | 33    | 68           |                               | 576                                  | 1,106         | 1,763  |
| Dayton                | 8                  | 51   | 235          | 294           | 9                  | 13    |              |                               | 64                                   | 86            | 380    |
| Evendale              |                    |      | 9            | 9             |                    |       | 146          |                               | 5                                    | 151           | 160    |
| Heath                 |                    |      | 1            | 1             |                    |       | 2,364        |                               | 4                                    | 2,368         | 2,369  |
| Kettering             |                    |      |              |               | 17                 | 1     | 80           |                               | 2,744                                | 2,842         | 2,842  |
| Lima                  | 5                  |      | 2            | 7             | 110                |       |              |                               | 14                                   | 124           | 131    |
| Mansfield             |                    |      | 3            | 3             | 13                 |       | 171          |                               | 8                                    | 192           | 195    |
| Marion                |                    |      |              |               | 119                |       |              |                               |                                      | 119           | 119    |
| Newark                |                    |      | 60           | 60            | 139                |       |              |                               | 4                                    | 143           | 203    |
| Rickenbacker AFB      |                    |      | 6            | 6             | 2                  |       | 548          |                               |                                      | 550           | 556    |
| Springfield           |                    |      | 8            | 8             | 26                 |       | 256          |                               | 4                                    | 286           | 294    |
| Swanton               |                    |      |              |               |                    |       | 229          |                               |                                      | 229           | 229    |
| Toledo                | 6                  | 20   | 8            | 34            | 29                 | 2     | 1            |                               | 47                                   | 79            | 113    |
| Vienna                |                    |      |              |               |                    |       | 370          |                               |                                      | 370           | 370    |
| Whitehall             |                    |      |              |               | 3                  |       |              |                               | 4,117                                | 4,120         | 4,120  |
| Wright Patterson AFB  | 40                 | 28   | 9,112        | 9,180         | 64                 | 11    | 16,251       |                               | 18                                   | 16,344        | 25,524 |

Prepared by: Washington Headquarters Services  
Directorate for Information  
Operations and Reports

**DoD Active Duty Military and Direct Hire Civilian Personnel  
By Installation or City, According to Defense Component: September 30, 1988**

**Ohio**

| INSTALLATION/<br>CITY | Military Personnel |      |              | Civilian Personnel |       |       |              |                               | TOTAL<br>DEPARTMENT<br>OF<br>DEFENSE |               |
|-----------------------|--------------------|------|--------------|--------------------|-------|-------|--------------|-------------------------------|--------------------------------------|---------------|
|                       | Army               | Navy | Air<br>Force | Sub-<br>Total      | Army  | Navy  | Air<br>Force | Other<br>DoD<br>Organizations |                                      | Sub-<br>Total |
| Other                 | 84                 | 132  | 101          | 317                | 862   | 28    | 66           | 303                           | 1,259                                | 1,576         |
| TOTAL                 | 803                | 965  | 9,684        | 11,452             | 2,211 | 1,581 | 20,553       | 8,928                         | 33,273                               | 44,725        |

Prepared by Washington Headquarters Services  
Directorate for Information  
Operations and Reports

**DoD Active Duty Military and Direct Hire Civilian Personnel  
By Installation or City, According to Defense Component: September 30, 1988  
Oklahoma**

| INSTALLATION/<br>CITY | Military Personnel |            |               |               | Civilian Personnel |            |               |                               | TOTAL<br>DEPARTMENT<br>OF<br>DEFENSE |               |
|-----------------------|--------------------|------------|---------------|---------------|--------------------|------------|---------------|-------------------------------|--------------------------------------|---------------|
|                       | Army               |            | Navy          |               | Air Force          |            | Sub-<br>Total |                               |                                      |               |
|                       | Army               | Navy       | Air Force     | Sub-<br>Total | Army               | Navy       | Air Force     | Other<br>DoD<br>Organizations |                                      | Sub-<br>Total |
| Altus                 |                    |            | 862           | 862           | 4                  |            |               |                               | 4                                    | 866           |
| Altus AFB             |                    |            | 3,515         | 3,515         | 6                  |            | 518           |                               | 524                                  | 4,039         |
| Fort Sill             | 20,163             | 357        | 9             | 20,529        | 3,157              | 7          |               | 28                            | 3,192                                | 23,721        |
| McAlester             | 5                  | 9          | 2             | 16            | 882                | 92         |               | 8                             | 982                                  | 998           |
| Norman                | 7                  | 16         | 36            | 59            | 121                |            | 1             |                               | 122                                  | 181           |
| Oklahoma City         | 201                | 83         | 18            | 302           | 241                | 8          | 609           | 51                            | 909                                  | 1,211         |
| Tinker AFB            | 3                  |            | 7,253         | 7,256         | 28                 |            | 16,191        | 37                            | 16,256                               | 23,512        |
| Tulsa                 | 46                 | 3          |               | 49            | 712                |            | 238           | 75                            | 1,025                                | 1,074         |
| Vance Air Force Base  |                    |            | 1,301         | 1,301         | 1                  |            | 122           |                               | 123                                  | 1,424         |
| Other                 | 43                 | 17         | 22            | 82            | 629                |            | 4             | 7                             | 640                                  | 722           |
| <b>TOTAL</b>          | <b>20,468</b>      | <b>485</b> | <b>13,018</b> | <b>33,971</b> | <b>5,781</b>       | <b>100</b> | <b>17,690</b> | <b>206</b>                    | <b>23,777</b>                        | <b>57,748</b> |

Prepared by: Washington Headquarters Services  
Directorate for Information  
Operations and Reports

**DoD Active Duty Military and Direct Hire Civilian Personnel  
By Installation or City, According to Defense Component: September 30, 1988**

**Oregon**

| INSTALLATION/<br>CITY | Military Personnel |            |              |               | Civilian Personnel |           |              |                               | TOTAL<br>DEPARTMENT<br>OF<br>DEFENSE |               |              |
|-----------------------|--------------------|------------|--------------|---------------|--------------------|-----------|--------------|-------------------------------|--------------------------------------|---------------|--------------|
|                       | Army               | Navy       | Air<br>Force | Sub-<br>Total | Army               | Navy      | Air<br>Force | Other<br>DoD<br>Organizations |                                      | Sub-<br>Total |              |
|                       |                    |            |              |               |                    |           |              |                               |                                      |               |              |
| Bonneville            |                    |            |              |               | 145                |           |              |                               |                                      | 145           | 145          |
| Clackamas             |                    |            |              |               | 136                |           |              |                               |                                      | 136           | 136          |
| Hermiston             | 6                  |            |              | 6             | 244                |           |              | 1                             |                                      | 245           | 251          |
| Portland              | 149                | 283        | 25           | 457           | 1,182              | 20        | 569          | 33                            |                                      | 1,804         | 2,261        |
| Salem                 | 18                 | 16         | 9            | 43            | 219                | 1         | 12           |                               |                                      | 232           | 275          |
| Umatilla              | 11                 |            |              | 11            | 97                 |           |              |                               |                                      | 97            | 108          |
| Other                 | 18                 | 100        | 24           | 142           | 408                | 2         | 101          | 16                            |                                      | 527           | 609          |
| <b>TOTAL</b>          | <b>202</b>         | <b>399</b> | <b>58</b>    | <b>659</b>    | <b>2,431</b>       | <b>23</b> | <b>682</b>   | <b>50</b>                     |                                      | <b>3,186</b>  | <b>3,845</b> |

Prepared by: Washington Headquarters Services  
Directorate for Information  
Operations and Reports

**DoD Active Duty Military and Direct Hire Civilian Personnel**  
**By Installation or City, According to Defense Component: September 30, 1988**  
**Pennsylvania**

| INSTALLATION/<br>CITY | Military Personnel |       |              |               | Civilian Personnel |        |              |                               |               | TOTAL<br>DEPARTMENT<br>OF<br>DEFENSE |
|-----------------------|--------------------|-------|--------------|---------------|--------------------|--------|--------------|-------------------------------|---------------|--------------------------------------|
|                       | Army               | Navy  | Air<br>Force | Sub-<br>Total | Army               | Navy   | Air<br>Force | Other<br>DoD<br>Organizations | Sub-<br>Total |                                      |
|                       | Carlisle Barracks  | 561   |              | 24            | 585                | 616    |              |                               |               |                                      |
| Coraopolis            |                    |       | 3            | 3             | 19                 | 359    | 1            |                               | 379           | 382                                  |
| Fairfield             |                    |       |              |               | 140                |        |              |                               | 140           | 140                                  |
| Harrisburg            | 241                | 158   | 4            | 403           | 45                 | 9      | 1            | 21                            | 76            | 479                                  |
| Horsham               |                    |       |              |               | 16                 | 241    | 8            |                               | 278           | 278                                  |
| Indiantown Gap        | 98                 |       | 6            | 104           | 1,174              | 89     |              |                               | 1,263         | 1,367                                |
| Letterkenny Army Dep  | 109                |       |              | 109           | 4,824              |        |              |                               | 4,824         | 4,933                                |
| Mechanicsburg         | 27                 | 129   | 7            | 163           | 3                  | 5,905  | 1,674        |                               | 7,582         | 7,745                                |
| Middletown            |                    |       | 1            | 1             |                    | 221    | 14           |                               | 235           | 236                                  |
| New Cumberland        | 102                | 66    | 23           | 191           | 3,618              | 2      | 5            |                               | 3,625         | 3,816                                |
| Oakdale               | 123                |       |              | 123           | 237                |        |              |                               | 237           | 360                                  |
| Philadelphia          | 315                | 2,160 | 72           | 2,547         | 732                | 15,534 | 23           | 6,445                         | 22,734        | 25,281                               |
| Pittsburgh            | 239                | 299   | 53           | 591           | 535                | 19     | 10           | 151                           | 715           | 1,306                                |
| Pittsburgh Int A/P    |                    |       | 18           | 18            |                    | 367    |              |                               | 367           | 385                                  |
| Reading               | 16                 | 20    | 3            | 39            | 23                 |        | 68           |                               | 91            | 130                                  |
| State College         | 32                 | 35    | 38           | 105           | 5                  | 3      | 23           | 14                            | 45            | 150                                  |
| Tobyhanna             | 40                 |       |              | 40            | 4,216              |        |              | 12                            | 4,228         | 4,268                                |
| Warminster            |                    | 236   |              | 236           |                    | 2,628  | 2            |                               | 2,630         | 2,866                                |
| Wilkes-Barre          | 8                  | 11    | 27           | 46            | 47                 | 1      | 1            | 12                            | 61            | 107                                  |
| Willow Grove          | 29                 | 345   |              | 374           | 81                 | 226    | 155          | 14                            | 476           | 850                                  |

Prepared by: Washington Headquarters Services  
 Directorate for Information  
 Operations and Reports

**DoD Active Duty Military and Direct Hire Civilian Personnel  
By Installation or City, According to Defense Component: September 30, 1988  
Pennsylvania**

| INSTALLATION/<br>CITY | Military Personnel |       |              |               | Civilian Personnel |        |              |                               |               | TOTAL<br>DEPARTMENT<br>OF<br>DEFENSE |
|-----------------------|--------------------|-------|--------------|---------------|--------------------|--------|--------------|-------------------------------|---------------|--------------------------------------|
|                       | Army               | Navy  | Air<br>Force | Sub-<br>Total | Army               | Navy   | Air<br>Force | Other<br>DoD<br>Organizations | Sub-<br>Total |                                      |
|                       | Other              | 231   | 145          | 70            | 446                | 1,328  | 34           | 69                            | 517           |                                      |
| TOTAL                 | 2,171              | 3,604 | 349          | 6,124         | 17,659             | 24,372 | 1,561        | 8,958                         | 52,550        | 58,674                               |

Prepared by: Washington Headquarters Services  
Directorate for Information  
Operations and Reports

**DoD Active Duty Military and Direct Hire Civilian Personnel  
By Installation or City, According to Defense Component: September 30, 1988  
Rhode Island**

| INSTALLATION/<br>CITY | Military Personnel |       |              |               | Civilian Personnel |       |              |                               | TOTAL<br>DEPARTMENT<br>OF<br>DEFENSE |               |
|-----------------------|--------------------|-------|--------------|---------------|--------------------|-------|--------------|-------------------------------|--------------------------------------|---------------|
|                       | Army               | Navy  | Air<br>Force | Sub-<br>Total | Army               | Navy  | Air<br>Force | Other<br>DoD<br>Organizations |                                      | Sub-<br>Total |
| Davisville            |                    | 14    |              | 14            |                    | 237   |              | 13                            | 250                                  | 264           |
| Newport               | 11                 | 3,482 | 46           | 3,539         | 2                  | 3,439 |              | 12                            | 3,453                                | 6,992         |
| North Kingstown       |                    |       |              |               | 53                 |       | 165          |                               | 218                                  | 218           |
| Providence            | 84                 | 31    | 7            | 122           | 146                | 3     | 9            | 6                             | 164                                  | 286           |
| Other                 | 7                  | 13    | 8            | 28            | 103                |       | 67           | 50                            | 220                                  | 248           |
| TOTAL                 | 102                | 3,540 | 61           | 3,703         | 304                | 3,679 | 241          | 81                            | 4,305                                | 8,008         |

Prepared by: Washington Headquarters Service:  
Directorate for Information  
Operations and Reports

**DoD Active Duty Military and Direct Hire Civilian Personnel  
By Installation or City, According to Defense Component: September 30, 1988  
South Carolina**

| INSTALLATION/<br>CITY | Military Personnel |        |              |               | Civilian Personnel |        |              |                               |               | TOTAL<br>DEPARTMENT<br>OF<br>DEFENSE |
|-----------------------|--------------------|--------|--------------|---------------|--------------------|--------|--------------|-------------------------------|---------------|--------------------------------------|
|                       | Army               | Navy   | Air<br>Force | Sub-<br>Total | Army               | Navy   | Air<br>Force | Other<br>DoD<br>Organizations | Sub-<br>Total |                                      |
|                       |                    |        |              |               |                    |        |              |                               |               |                                      |
| Beaufort              |                    | 3,176  | 3            | 3,179         | 1                  | 625    |              | 2                             | 628           | 3,807                                |
| Charleston            | 40                 | 6,019  |              | 6,059         | 194                | 13,505 |              | 73                            | 13,772        | 19,831                               |
| Charleston AFB        |                    |        | 4,139        | 4,139         | 6                  |        | 1,170        |                               | 1,176         | 5,315                                |
| Columbia              | 165                | 192    | 16           | 373           | 302                | 10     |              | 18                            | 330           | 703                                  |
| Eastover              |                    |        | 3            | 3             | 108                |        |              |                               | 357           | 360                                  |
| Fort Jackson          | 10,791             | 11     | 10           | 10,812        | 2,052              |        |              | 13                            | 2,065         | 12,877                               |
| Myrtle Beach AFB      |                    |        | 3,293        | 3,293         |                    | 1      | 482          | 3                             | 486           | 3,779                                |
| Parris Island MCRD    | 4                  | 7,720  |              | 7,724         |                    | 361    |              | 2                             | 363           | 8,087                                |
| Shaw Air Force Base   | 41                 |        | 6,110        | 6,151         |                    | 3      | 644          | 5                             | 652           | 6,803                                |
| Other                 | 51                 | 14     | 22           | 87            | 477                | 3      | 10           | 22                            | 512           | 599                                  |
| TOTAL                 | 11,092             | 17,132 | 13,596       | 41,820        | 3,140              | 14,508 | 2,555        | 138                           | 20,341        | 62,161                               |

Prepared by: Washington Headquarters Services  
Directorate for Information  
Operations and Reports

**DoD Active Duty Military and Direct Hire Civilian Personnel  
By Installation or City, According to Defense Component: September 30, 1988  
South Dakota**

| INSTALLATION/<br>CITY | Military Personnel |      |              | Civilian Personnel |      |      |              | TOTAL<br>DEPARTMENT<br>OF<br>DEFENSE |                               |               |
|-----------------------|--------------------|------|--------------|--------------------|------|------|--------------|--------------------------------------|-------------------------------|---------------|
|                       | Army               | Navy | Air<br>Force | Sub-<br>Total      | Army | Navy | Air<br>Force |                                      | Other<br>DoD<br>Organizations | Sub-<br>Total |
| Ellsworth AFB         | 1                  | 7    | 6,592        | 6,600              | 10   |      | 641          | 10                                   | 661                           | 7,261         |
| Rapid City            | 21                 |      | 1            | 22                 | 200  |      | 3            | 5                                    | 208                           | 230           |
| Sioux Falls           | 9                  | 4    | 12           | 25                 | 29   |      | 218          | 4                                    | 251                           | 276           |
| Other                 | 18                 |      | 45           | 63                 | 336  | 1    | 4            |                                      | 341                           | 404           |
| TOTAL                 | 49                 | 11   | 6,650        | 6,710              | 575  | 1    | 866          | 19                                   | 1,461                         | 8,171         |

Prepared by: Washington Headquarters Services  
Directorate for Information  
Operations and Reports

**DoD Active Duty Military and Direct Hire Civilian Personnel  
By Installation or City, According to Defense Component: September 30, 1988  
Tennessee**

| INSTALLATION/<br>CITY | Military Personnel |       |              |               | Civilian Personnel |       |              |                               | TOTAL<br>DEPARTMENT<br>OF<br>DEFENSE |               |
|-----------------------|--------------------|-------|--------------|---------------|--------------------|-------|--------------|-------------------------------|--------------------------------------|---------------|
|                       | Army               | Navy  | Air<br>Force | Sub-<br>Total | Army               | Navy  | Air<br>Force | Other<br>DoD<br>Organizations |                                      | Sub-<br>Total |
|                       | Arnold AFS         |       |              | 154           | 154                | 9     |              | 210                           |                                      |               |
| Chattanooga           | 9                  | 18    | 4            | 31            | 54                 |       | 15           | 6                             | 75                                   | 106           |
| Knoxville             | 37                 | 30    | 18           | 85            | 91                 | 2     | 223          | 9                             | 325                                  | 410           |
| Memphis               | 48                 | 180   | 26           | 254           | 1,094              | 52    | 182          | 2,671                         | 3,999                                | 4,253         |
| Millington            | 4                  | 8,927 |              | 8,931         | 1                  | 990   |              |                               | 991                                  | 9,922         |
| Nashville             | 220                | 238   | 41           | 499           | 778                | 11    | 307          | 48                            | 1,144                                | 1,643         |
| Other                 | 56                 | 12    | 19           | 87            | 734                | 7     | 29           | 55                            | 825                                  | 912           |
| TOTAL                 | 374                | 9,405 | 262          | 10,041        | 2,761              | 1,062 | 966          | 2,789                         | 7,578                                | 17,619        |

Prepared by: Washington Headquarters Services  
Directorate for Information  
Operations and Reports

**DOD Active Duty Military and Direct Hire Civilian Personnel  
By Installation or City, According to Defense Component: September 30, 1988  
Texas**

| INSTALLATION/<br>CITY | Military Personnel |       |       |        | Civilian Personnel |     |               |      |       | TOTAL<br>DEPARTMENT<br>OF<br>DEFENSE |           |                               |               |
|-----------------------|--------------------|-------|-------|--------|--------------------|-----|---------------|------|-------|--------------------------------------|-----------|-------------------------------|---------------|
|                       | Army               |       | Navy  |        | Air Force          |     | Sub-<br>Total | Army | Navy  |                                      | Air Force | Other<br>DoD<br>Organizations | Sub-<br>Total |
|                       |                    |       |       |        |                    |     |               |      |       |                                      |           |                               |               |
| Austin                | 188                | 89    | 66    | 343    | 83                 | 8   | 1             | 92   | 184   | 527                                  |           |                               |               |
| Beeville              | 1                  | 1,018 | 1,019 |        |                    | 5   |               |      | 5     | 1,024                                |           |                               |               |
| Bergstrom AFB         | 39                 | 1     | 4,606 | 4,646  | 5                  |     | 951           | 1    | 957   | 5,603                                |           |                               |               |
| Brooks AFB            | 167                |       | 1,537 | 1,704  |                    |     | 1,212         |      | 1,212 | 2,916                                |           |                               |               |
| Camp Mabry            |                    |       |       |        | 361                |     | 12            |      | 373   | 373                                  |           |                               |               |
| Carswell AFB          | 18                 |       | 4,844 | 4,862  | 7                  | 1   | 925           | 8    | 941   | 5,803                                |           |                               |               |
| Chase Field NAS       |                    |       |       |        |                    |     | 371           |      | 371   | 371                                  |           |                               |               |
| College Station       | 18                 | 34    | 113   | 165    | 3                  | 3   |               |      | 6     | 171                                  |           |                               |               |
| Corpus Christi        | 40                 | 2,035 | 5     | 2,080  | 4,078              | 965 | 9             | 26   | 5,078 | 7,158                                |           |                               |               |
| Dallas                | 255                | 725   | 4     | 984    | 416                | 367 | 228           | 771  | 1,782 | 2,766                                |           |                               |               |
| Dyess Air Force Base  | 1                  |       | 5,581 | 5,582  | 3                  |     | 427           | 7    | 437   | 6,019                                |           |                               |               |
| El Paso               | 9                  | 31    | 18    | 58     | 983                |     | 1             | 18   | 1,002 | 1,060                                |           |                               |               |
| Ellington AFB         |                    |       | 7     | 7      | 35                 |     | 298           |      | 333   | 340                                  |           |                               |               |
| Fort Bliss            | 15,803             | 139   | 31    | 15,973 | 3,693              |     |               | 25   | 3,718 | 19,691                               |           |                               |               |
| Fort Hood             | 39,276             |       | 123   | 39,399 | 4,256              |     | 1             | 44   | 4,301 | 43,700                               |           |                               |               |
| Fort Sam Houston      | 7,996              | 244   | 217   | 8,457  | 2,967              |     | 548           | 276  | 3,791 | 12,248                               |           |                               |               |
| Fort Worth            | 27                 | 20    | 59    | 106    | 1,146              | 7   | 262           | 200  | 1,615 | 1,721                                |           |                               |               |
| Galveston             | 10                 | 17    |       | 27     | 321                | 7   |               |      | 328   | 355                                  |           |                               |               |
| Gatesville            |                    |       |       |        | 195                |     |               |      | 195   | 195                                  |           |                               |               |
| Goodfellow AFB        | 648                |       | 1,926 | 2,574  | 6                  | 1   | 353           | 3    | 363   | 2,937                                |           |                               |               |

Prepared by: Washington Headquarters Services  
Directorate for Information  
Operations and Reports

**DoD Active Duty Military and Direct Hire Civilian Personnel  
By Installation or City, According to Defense Component: September 30, 1988**

**Texas**

| INSTALLATION/<br>CITY | Military Personnel |       |              |               | Civilian Personnel |       |              |                               | TOTAL<br>DEPARTMENT<br>OF<br>DEFENSE |               |
|-----------------------|--------------------|-------|--------------|---------------|--------------------|-------|--------------|-------------------------------|--------------------------------------|---------------|
|                       | Army               | Navy  | Air<br>Force | Sub-<br>Total | Army               | Navy  | Air<br>Force | Other<br>DoD<br>Organizations |                                      | Sub-<br>Total |
|                       | Greenville         |       |              | 35            | 35                 |       |              | 5                             |                                      | 71            |
| Houston               | 198                | 300   | 190          | 688           |                    | 13    | 24           | 109                           | 241                                  | 929           |
| Kelly Air Force Base  | 40                 |       | 4,881        | 4,921         |                    |       | 18,649       | 70                            | 18,752                               | 23,673        |
| Kingsville            | 5                  | 1,074 |              | 1,079         |                    | 309   |              |                               | 311                                  | 1,390         |
| Lackland AFB          | 141                | 269   | 13,796       | 14,206        |                    |       | 2,343        |                               | 2,389                                | 16,595        |
| Laughlin AFB          |                    |       | 2,689        | 2,689         |                    |       | 486          | 1                             | 488                                  | 3,177         |
| Randolph AFB          |                    | 12    | 5,131        | 5,143         |                    | 25    | 2,715        |                               | 2,744                                | 7,887         |
| Red River Army Depot  | 56                 |       |              | 56            |                    |       | 12           | 26                            | 5,435                                | 5,491         |
| Reese Air Force Base  |                    |       | 2,514        | 2,514         |                    |       | 516          | 2                             | 520                                  | 3,034         |
| Richardson            |                    |       | 1            | 1             |                    |       |              | 138                           | 138                                  | 139           |
| San Angelo            |                    | 283   | 8            | 291           |                    |       | 13           |                               | 13                                   | 304           |
| San Antonio           | 481                | 306   | 140          | 927           |                    | 14    | 949          | 170                           | 1,635                                | 2,562         |
| Sheppard AFB/Wichita  | 15                 |       | 5,379        | 5,394         |                    |       | 1,136        | 7                             | 1,147                                | 6,541         |
| Other                 | 114                | 212   | 100          | 426           |                    | 23    | 93           | 296                           | 1,380                                | 1,806         |
| TOTAL                 | 65,546             | 6,809 | 54,001       | 126,356       | 25,625             | 2,119 | 32,156       | 2,361                         | 62,261                               | 188,617       |

Prepared by: Washington Headquarters Services  
Directorate for Information  
Operations and Reports

**DoD Active Duty Military and Direct Hire Civilian Personnel**  
**By Installation or City, According to Defense Component: September 30, 1988**  
**Utah**

| INSTALLATION/<br>CITY | Military Personnel |      |              |               | Civilian Personnel |      |              |                               | TOTAL<br>DEPARTMENT<br>OF<br>DEFENSE |               |
|-----------------------|--------------------|------|--------------|---------------|--------------------|------|--------------|-------------------------------|--------------------------------------|---------------|
|                       | Army               | Navy | Air<br>Force | Sub-<br>Total | Army               | Navy | Air<br>Force | Other<br>DoD<br>Organizations |                                      | Sub-<br>Total |
|                       |                    |      |              |               |                    |      |              |                               |                                      |               |
| Brigham City          |                    |      | 3            | 3             |                    | 6    | 148          | 15                            | 169                                  | 172           |
| Clearfield            |                    |      |              |               |                    | 15   |              | 95                            | 110                                  | 110           |
| Draper                | 194                |      | 3            | 197           | 124                |      |              |                               | 124                                  | 124           |
| Dugway                | 127                |      | 25           | 152           | 887                | 25   |              |                               | 912                                  | 1,109         |
| Fort Douglas          |                    |      |              |               | 205                |      |              | 3                             | 208                                  | 360           |
| Hill Air Force Base   | 1                  |      | 4,926        | 4,927         | 100                |      | 13,402       | 61                            | 13,563                               | 18,490        |
| Ogden                 | 171                | 7    | 6            | 184           | 28                 | 1    |              | 1,956                         | 1,985                                | 2,169         |
| Salt Lake City        | 164                | 48   | 33           | 245           | 131                | 6    | 273          | 89                            | 499                                  | 744           |
| Tooele Army Depot     | 54                 |      |              | 54            | 3,798              |      |              |                               | 3,798                                | 3,852         |
| Other                 | 18                 | 18   | 34           | 70            | 174                | 61   | 94           | 36                            | 365                                  | 435           |
| TOTAL                 | 729                | 73   | 5,030        | 5,832         | 5,447              | 89   | 13,942       | 2,255                         | 21,733                               | 27,565        |

Prepared by: Washington Headquarters Services  
 Directorate for Information  
 Operations and Reports

**DOD Active Duty Military and Direct Hire Civilian Personnel**  
**By Installation or City, According to Defense Component: September 30, 1988**  
**Vermont**

| INSTALLATION/<br>CITY | Military Personnel |      |              |               | Civilian Personnel |      |              |                               |               | TOTAL<br>DEPARTMENT<br>OF<br>DEFENSE |
|-----------------------|--------------------|------|--------------|---------------|--------------------|------|--------------|-------------------------------|---------------|--------------------------------------|
|                       | Army               | Navy | Air<br>Force | Sub-<br>Total | Army               | Navy | Air<br>Force | Other<br>DoD<br>Organizations | Sub-<br>Total |                                      |
|                       |                    |      |              |               |                    |      |              |                               |               |                                      |
| Burlington            | 8                  | 2    | 8            | 18            | 5                  |      | 251          | 52                            | 308           | 326                                  |
| Winooski              | 9                  |      | 7            | 16            | 166                |      | 8            |                               | 174           | 190                                  |
| Other                 | 19                 | 11   | 13           | 43            | 127                | 7    | 1            | 17                            | 152           | 195                                  |
| TOTAL                 | 36                 | 13   | 28           | 77            | 298                | 7    | 260          | 69                            | 634           | 711                                  |

Prepared by: Washington Headquarters Services  
 Directorate for Information  
 Operations and Reports

**DoD Active Duty Military and Direct Hire Civilian Personnel  
By Installation or City, According to Defense Component: September 30, 1988**

**Virginia**

| INSTALLATION/<br>CITY | Military Personnel |       |              | Civilian Personnel |       |        |              |                               | TOTAL<br>DEPARTMENT<br>OF<br>DEFENSE |               |
|-----------------------|--------------------|-------|--------------|--------------------|-------|--------|--------------|-------------------------------|--------------------------------------|---------------|
|                       | Army               | Navy  | Air<br>Force | Sub-<br>Total      | Army  | Navy   | Air<br>Force | Other<br>DoD<br>Organizations |                                      | Sub-<br>Total |
|                       |                    |       |              |                    |       |        |              |                               |                                      |               |
| Alexandria            | 3,729              | 240   | 210          | 4,179              | 4,727 | 734    | 8            | 3,220                         | 8,689                                | 12,868        |
| Arlington             | 5,732              | 8,468 | 4,600        | 18,800             | 4,057 | 15,852 | 2,072        | 6,040                         | 28,021                               | 46,821        |
| Baileys Crossroads    | 233                |       | 17           | 250                | 264   | 76     | 4            | 19                            | 363                                  | 613           |
| Cameron Station       | 160                |       |              | 160                | 627   |        | 14           |                               | 641                                  | 801           |
| Camp Pickett          | 79                 |       |              | 79                 | 470   |        |              |                               | 470                                  | 549           |
| Charlottesville       | 148                | 25    | 21           | 194                | 563   | 2      |              | 16                            | 581                                  | 775           |
| Chesapeake            |                    | 507   | 1            | 508                | 11    | 75     |              |                               | 86                                   | 594           |
| Dahlgren              |                    | 398   | 2            | 400                |       | 3,369  |              | 2                             | 3,371                                | 3,771         |
| Falls Church          | 392                | 20    | 3            | 415                | 1,266 | 47     | 19           | 342                           | 1,674                                | 2,089         |
| Fort Belvoir          | 3,821              | 70    | 309          | 4,200              | 5,017 | 1      | 70           | 76                            | 5,164                                | 9,364         |
| Fort Eustis           | 6,926              | 46    | 9            | 6,981              | 2,886 |        |              |                               | 2,886                                | 9,867         |
| Fort Hill             | 56                 |       |              | 56                 | 242   |        |              |                               | 242                                  | 298           |
| Fort Lee              | 7,157              | 93    | 7            | 7,257              | 3,291 |        |              |                               | 3,291                                | 10,548        |
| Fort Myer             | 2,024              |       | 65           | 2,089              | 847   |        |              |                               | 847                                  | 2,936         |
| Fort Story            |                    | 49    |              | 49                 | 97    | 58     |              |                               | 155                                  | 204           |
| Hampton               | 1,008              | 40    | 64           | 1,112              | 1,994 | 10     | 6            | 68                            | 2,078                                | 3,190         |
| Hybla Valley          |                    |       |              |                    |       |        |              | 354                           | 354                                  | 354           |
| Langley AFB           | 12                 | 16    | 9,308        | 9,336              | 3     | 1      | 1,900        | 3                             | 1,907                                | 11,243        |
| Little Plymouth       | 950                |       |              | 950                |       |        |              |                               |                                      | 950           |
| Manassas              |                    | 3     |              | 3                  |       | 2      |              | 102                           | 104                                  | 107           |

Prepared by: Washington Headquarters Services  
Directorate for Information  
Operations and Reports

**DoD Active Duty Military and Direct Hire Civilian Personnel  
By Installation or City, According to Defense Component: September 30, 1988**

**Virginia**

| INSTALLATION/<br>CITY | Military Personnel |        |              |               | Civilian Personnel |        |              |                               | TOTAL<br>DEPARTMENT<br>OF<br>DEFENSE |               |
|-----------------------|--------------------|--------|--------------|---------------|--------------------|--------|--------------|-------------------------------|--------------------------------------|---------------|
|                       | Army               | Navy   | Air<br>Force | Sub-<br>Total | Army               | Navy   | Air<br>Force | Other<br>DoD<br>Organizations |                                      | Sub-<br>Total |
|                       | McLean             | 29     | 18           | 47            | 94                 | 49     | 24           | 331                           |                                      | 404           |
| Newport News          | 8                  | 116    | 4            | 128           | 13                 | 446    | 30           | 489                           | 617                                  |               |
| Norfolk               | 281                | 18,113 | 243          | 18,637        | 484                | 16,193 | 108          | 16,785                        | 35,422                               |               |
| Portsmouth            |                    | 3,102  | 4            | 3,106         | 28                 | 14,916 | 16           | 14,960                        | 18,066                               |               |
| Quantico              | 6                  | 6,908  | 19           | 6,933         |                    | 1,630  | 1            | 1,631                         | 8,564                                |               |
| Radford               | 8                  |        | 1            | 9             | 150                |        | 12           | 162                           | 171                                  |               |
| Reston                |                    | 2      | 42           | 44            |                    | 1      | 305          | 306                           | 350                                  |               |
| Richmond              | 313                | 224    | 48           | 585           | 368                | 11     | 3,588        | 3,973                         | 4,558                                |               |
| Sandston              |                    |        | 1            | 1             | 89                 | 237    |              | 326                           | 327                                  |               |
| Vinton                | 653                |        |              | 653           |                    |        |              |                               | 653                                  |               |
| Virginia Beach        | 994                | 11,162 | 33           | 12,189        | 7                  | 2,171  | 46           | 2,224                         | 14,413                               |               |
| Warrenton             | 1                  |        |              | 1             | 833                |        | 8            | 841                           | 842                                  |               |
| Williamsburg          | 24                 | 252    |              | 276           | 6                  | 144    | 33           | 195                           | 471                                  |               |
| Winchester            | 8                  |        |              | 8             | 256                |        |              | 256                           | 264                                  |               |
| Woodbridge            |                    |        |              |               | 100                |        | 10           | 110                           | 110                                  |               |
| Yorktown              |                    | 904    |              | 904           |                    | 1,979  |              | 1,979                         | 2,883                                |               |
| Other                 | 66                 | 133    | 59           | 258           | 269                | 3      | 287          | 594                           | 852                                  |               |
| TOTAL                 | 34,818             | 50,909 | 15,117       | 100,844       | 29,014             | 57,753 | 15,017       | 106,159                       | 207,003                              |               |

Prepared by: Washington Headquarters Services  
Directorate for Information  
Operations and Reports

**DoD Active Duty Military and Direct Hire Civilian Personnel  
By Installation or City, According to Defense Component: September 30, 1988  
Washington**

| INSTALLATION/<br>CITY | Military Personnel |       |              |               | Civilian Personnel |        |              |                               | TOTAL<br>DEPARTMENT<br>OF<br>DEFENSE |               |
|-----------------------|--------------------|-------|--------------|---------------|--------------------|--------|--------------|-------------------------------|--------------------------------------|---------------|
|                       | Army               | Navy  | Air<br>Force | Sub-<br>Total | Army               | Navy   | Air<br>Force | Other<br>DoD<br>Organizations |                                      | Sub-<br>Total |
|                       |                    |       |              |               |                    |        |              |                               |                                      |               |
| Bangor                |                    | 2,253 |              | 2,253         |                    | 1,756  |              |                               | 1,756                                | 4,009         |
| Bremerton             | 4                  | 1,392 | 1            | 1,397         |                    | 13,094 |              | 10                            | 13,104                               | 14,501        |
| Camp Murry            |                    |       |              |               | 224                |        | 48           |                               | 272                                  | 272           |
| Fairchild AFB         | 2                  |       | 4,360        | 4,362         |                    |        | 752          | 5                             | 757                                  | 5,119         |
| Fort Lewis            | 21,726             | 1     | 227          | 21,954        | 2,762              |        | 2            | 75                            | 2,839                                | 24,793        |
| Hadlock               |                    |       |              |               |                    | 102    |              |                               | 102                                  | 102           |
| Keyport               |                    | 272   |              | 272           |                    | 2,813  |              |                               | 2,813                                | 3,085         |
| McChord AFB           | 9                  | 3     | 4,868        | 4,880         | 4                  |        | 1,408        |                               | 1,412                                | 6,292         |
| Oak Harbor            |                    | 581   |              | 581           |                    | 31     |              |                               | 31                                   | 612           |
| Olympia               | 130                | 1     |              | 131           | 2                  |        |              |                               | 2                                    | 133           |
| Seattle               | 252                | 942   | 117          | 1,311         | 823                | 523    | 292          | 166                           | 1,804                                | 3,115         |
| Silverdale            |                    | 109   |              | 109           |                    | 494    |              |                               | 494                                  | 603           |
| Spokane               | 17                 | 32    | 11           | 60            | 81                 | 7      | 1            | 11                            | 100                                  | 160           |
| Tacoma                | 1,314              | 26    | 10           | 1,350         | 918                | 12     | 1            | 2                             | 933                                  | 2,283         |
| Walla Walla           | 4                  |       |              | 4             | 345                |        |              | 1                             | 346                                  | 350           |
| Whidbey Island NAS    | 1                  | 3,066 |              | 3,067         |                    | 744    |              | 5                             | 749                                  | 3,816         |
| Yakima                | 104                | 13    |              | 117           | 179                |        |              | 1                             | 180                                  | 297           |
| Other                 | 65                 | 71    | 42           | 178           | 610                | 143    | 109          | 153                           | 1,015                                | 1,193         |
| TOTAL                 | 23,628             | 8,762 | 9,636        | 42,026        | 5,948              | 19,719 | 2,613        | 429                           | 28,709                               | 70,735        |

Prepared by: Washington Headquarters Services  
Directorate for Information  
Operations and Reports

**DoD Active Duty Military and Direct Hire Civilian Personnel  
By Installation or City, According to Defense Component: September 30, 1988  
West Virginia**

| INSTALLATION/<br>CITY | Military Personnel |      |              |               | Civilian Personnel |      |              |                               | TOTAL<br>DEPARTMENT<br>OF<br>DEFENSE |               |
|-----------------------|--------------------|------|--------------|---------------|--------------------|------|--------------|-------------------------------|--------------------------------------|---------------|
|                       | Army               | Navy | Air<br>Force | Sub-<br>Total | Army               | Navy | Air<br>Force | Other<br>DoD<br>Organizations |                                      | Sub-<br>Total |
|                       |                    |      |              |               |                    |      |              |                               |                                      |               |
| Beckley               | 117                | 8    | 9            | 134           | 39                 |      |              |                               | 39                                   | 173           |
| Charleston            | 11                 | 51   | 6            | 68            | 56                 | 1    | 177          | 6                             | 240                                  | 308           |
| Huntington            | 29                 | 1    | 1            | 31            | 537                | 1    |              | 3                             | 541                                  | 572           |
| Martinsburg           |                    |      |              |               | 5                  |      | 224          |                               | 229                                  | 229           |
| Sugar Grove           |                    | 144  |              | 144           |                    | 33   |              |                               | 33                                   | 177           |
| Other                 | 24                 | 15   | 20           | 59            | 603                | 4    | 1            | 24                            | 632                                  | 691           |
| TOTAL                 | 181                | 219  | 36           | 436           | 1,240              | 39   | 402          | 33                            | 1,714                                | 2,150         |

Prepared by: Washington Headquarters Services  
Directorate for Information  
Operations and Reports

**DoD Active Duty Military and Direct Hire Civilian Personnel  
By Installation or City, According to Defense Component: September 30, 1988  
Wisconsin**

| INSTALLATION/<br>CITY | Military Personnel |            |           |              | Civilian Personnel |            |                               |   | TOTAL<br>DEPARTMENT<br>OF<br>DEFENSE |               |
|-----------------------|--------------------|------------|-----------|--------------|--------------------|------------|-------------------------------|---|--------------------------------------|---------------|
|                       | Army               |            | Air Force |              | Navy               |            | Air Force                     |   |                                      | Sub-<br>Total |
|                       | Army               | Navy       | Army      | Air Force    | Navy               | Air Force  | Other<br>DoD<br>Organizations |   |                                      |               |
| Camp Williams         |                    |            |           | 180          |                    |            |                               |   | 180                                  | 180           |
| Fort McCoy            | 138                |            |           | 1,183        |                    |            |                               | 9 | 1,192                                | 1,330         |
| Fountain City         |                    |            |           | 121          |                    |            |                               |   | 121                                  | 121           |
| Madison               | 36                 | 33         | 15        | 159          | 1                  | 223        | 1                             |   | 384                                  | 468           |
| Milwaukee             | 231                | 245        | 49        | 161          | 13                 | 595        | 118                           |   | 887                                  | 1,412         |
| Other                 | 57                 | 55         | 23        | 434          | 72                 | 2          | 46                            |   | 554                                  | 689           |
| <b>TOTAL</b>          | <b>462</b>         | <b>333</b> | <b>87</b> | <b>2,238</b> | <b>86</b>          | <b>820</b> | <b>174</b>                    |   | <b>3,318</b>                         | <b>4,200</b>  |

Prepared by: Washington Headquarters Services  
Directorate for Information  
Operations and Reports

**DoD Active Duty Military and Direct Hire Civilian Personnel  
By Installation or City, According to Defense Component: September 30, 1988  
Wyoming**

| INSTALLATION/<br>CITY | Military Personnel |      |              |               | Civilian Personnel |      |              |                               | TOTAL<br>DEPARTMENT<br>OF<br>DEFENSE |               |
|-----------------------|--------------------|------|--------------|---------------|--------------------|------|--------------|-------------------------------|--------------------------------------|---------------|
|                       | Army               | Navy | Air<br>Force | Sub-<br>Total | Army               | Navy | Air<br>Force | Other<br>DoD<br>Organizations |                                      | Sub-<br>Total |
| Cheyenne              | 10                 | 1    | 3            | 14            | 116                |      | 187          | 5                             | 308                                  | 322           |
| Francis E Warren AFB  |                    |      | 3,842        | 3,842         | 3                  |      | 692          | 71                            | 766                                  | 4,608         |
| Other                 | 7                  | 1    | 58           | 66            | 92                 |      | 6            |                               | 98                                   | 164           |
| TOTAL                 | 17                 | 2    | 3,903        | 3,922         | 211                |      | 885          | 76                            | 1,172                                | 5,094         |

Prepared by: Washington Headquarters Services  
Directorate for Information  
Operations and Reports

**DoD Active Duty Military and Direct Hire Civilian Personnel  
By Installation or City, According to Defense Component: September 30, 1988  
Undistributed**

| INSTALLATION/<br>CITY | Military Personnel |        |              | Civilian Personnel |       |      |              | TOTAL<br>DEPARTMENT<br>OF<br>DEFENSE |                               |               |
|-----------------------|--------------------|--------|--------------|--------------------|-------|------|--------------|--------------------------------------|-------------------------------|---------------|
|                       | Army               | Navy   | Air<br>Force | Sub-<br>Total      | Army  | Navy | Air<br>Force |                                      | Other<br>DoD<br>Organizations | Sub-<br>Total |
| Various               | 19,377             | 13,233 | 5,463        | 38,073             | 3,071 |      | 1,569        |                                      | 4,640                         | 42,713        |
| Other                 |                    |        |              |                    |       |      |              |                                      |                               |               |
| TOTAL                 | 19,377             | 13,233 | 5,463        | 38,073             | 3,071 |      | 1,569        |                                      | 4,640                         | 42,713        |

Prepared by: Washington Headquarters Services  
Directorate for Information  
Operations and Reports