

AD-A207 251




OSD WASHINGTON HEADQUARTERS SERVICES

Department of Defense  
**SELECTED MEDICAL CARE STATISTICS**

L02

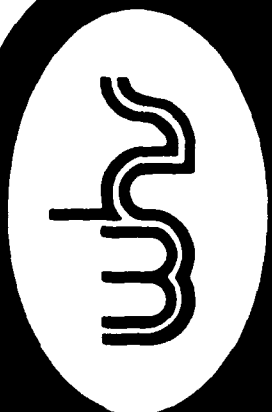
Quarter Ending December 31, 1988

AD-A207 251



DTIC  
ELECTE  
APR 27 1989  
CS  
D

**DISTRIBUTION STATEMENT A**  
Approved for public release;  
Distribution Unlimited



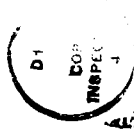
**DIRECTORATE FOR INFORMATION  
OPERATIONS AND REPORTS (DIOR)**



# Department of Defense Selected Medical Care Statistics

Quarter Ending December 31, 1988

Washington Headquarters Services  
Directorate for Information  
Operations and Reports



Accession For	
NTIS	<input checked="" type="checkbox"/> CRA&I
DTIC	<input type="checkbox"/> TAB
Unannounced	<input type="checkbox"/>
Justification	
By	
Distribution /	
Availability Codes	
Dist	Avail and/or Special
A-1	

~~FOR SALE BY THE SUPERINTENDENT OF DOCUMENTS  
U.S. GOVERNMENT PRINTING OFFICE  
WASHINGTON, D.C. 20402~~

DTIC and NTIS identification number for this publication is DIOR/LO2-89/01.

(A)

↳ This document

### FOREWORD

Selected Medical Care Statistics (SMCS) is a quarterly publication prepared by the Washington Headquarters Services, Directorate for Information Operations and Reports (WHS/DIOR) of the Office of the Secretary of Defense.

SMCS presents quarterly summary data concerning medical care provided at fixed military medical facilities located in (1) the United States and (2) outside the United States, in territories, possessions and foreign countries. This publication contains pie charts which are based on the percent of the worldwide DoD total for each of the categories. Admissions and beds occupied by dependents of other uniformed personnel (PHS, CG, NOAA) are less than one percent and are included in the other category. *Keywords: on-Station medical, live births, Tables data, (KR)*

This publication is generated from a computerized data base developed and maintained in consonance with Department of Defense Instruction (DoDI) 6015.14, November 14, 1977, under Reports Control Symbol HA(Q)1474 by the Manpower Management Information Division of WHS/DIOR.

↑

## TABLE OF CONTENTS

	PAGE
Table 1.1	
Operating Beds/Operating Bassinets/Beds Occupied - Worldwide.....	1
Figure 1.1	
Beds Occupied - Percent of DoD Total Worldwide.....	3
Table 1.2	
Operating Beds/Operating Bassinets/Beds Occupied in the United States.....	4
Table 1.3	
Operating Beds/Operating Bassinets/Beds Occupied Outside the United States.....	6
Table 2.1	
Admissions - Worldwide.....	8
Figure 2.1	
Admissions - Percent of DoD Total Worldwide.....	10
Table 2.2	
Admissions in the United States.....	11
Table 2.3	
Admissions Outside the United States.....	13
Table 3.1	
Outpatient Visits and Live Births - Worldwide.....	15
Figure 3.1	
Outpatient Visits - Percent of Worldwide Total.....	17
Table 3.2	
Outpatient Visits and Live Births in the United States.....	18
Table 3.3	
Outpatient Visits and Live Births Outside the United States.....	20
GLOSSARY.....	23

**TABLE 1.1**  
**DEPARTMENT OF DEFENSE**  
**OPERATING BEDS/OPERATING BASSINETS/BEDS OCCUPIED**  
**AT FIXED MILITARY FACILITIES - WORLDWIDE**  
**FOR QUARTER ENDING DECEMBER 31, 1988**

WORLDWIDE	DOD TOTAL	ARMY FACILITIES	NAVY FACILITIES	AIR FORCE FACILITIES
NUMBER OF OPERATING BEDS - TOTAL	15,426	7,006	3,357	5,063
NUMBER OF OPERATING BASSINETS - TOTAL	1,890	588	218	1,084
NUMBER OF BEDS OCCUPIED (DAILY AVERAGE) - TOTAL	11,724	5,700	2,557	3,467
BEDS OCCUPIED BY US ACTIVE DUTY UNIFORMED PERSONNEL - TOTAL	4,506	2,140	1,317	1,049
MILITARY - TOTAL	4,467	2,130	1,298	1,039
ARMY	2,027	1,848	49	130
NAVY-MARINE CORPS	1,444	134	1,212	98
AIR FORCE	996	148	37	811
OTHER UNIFORMED PERSONNEL (PHS,CG,NOAA) - TOTAL	39	10	19	10
BEDS OCCUPIED BY RETIRED US UNIFORMED PERSONNEL - TOTAL	1,895	964	295	636
RETIRED MILITARY - TOTAL	1,881	960	290	631
ARMY	813	647	42	124
NAVY-MARINE CORPS	420	118	207	95
AIR FORCE	648	195	41	412
OTHER RETIRED UNIFORMED PERSONNEL (PHS,CG,NOAA) - TOTAL	14	4	5	5

Prepared by: Washington Headquarters Services  
 Directorate for Information  
 Operations and Reports

**TABLE 1.1  
DEPARTMENT OF DEFENSE  
OPERATING BEDS/OPERATING BASSINETS/BEDS OCCUPIED  
AT FIXED MILITARY FACILITIES - WORLDWIDE  
FOR QUARTER ENDING DECEMBER 31, 1988**

<b>WORLDWIDE</b>	<b>DOD TOTAL</b>	<b>ARMY FACILITIES</b>	<b>NAVY FACILITIES</b>	<b>AIR FORCE FACILITIES</b>
BEDS OCCUPIED BY DEPENDENTS OF US ACTIVE DUTY MILITARY PERSONNEL - TOTAL	3,328	1,563	627	1,138
ARMY	1,437	1,267	35	135
NAVY-MARINE CORPS	789	132	545	112
AIR FORCE	1,102	164	47	891
BEDS OCCUPIED BY DEPENDENTS OF RETIRED AND DECEASED US MILITARY PERSONNEL - TOTAL	1,490	711	232	547
ARMY	630	479	42	109
NAVY-MARINE CORPS	316	83	158	75
AIR FORCE	544	149	32	363
BEDS OCCUPIED BY DEPENDENTS OF OTHER UNIFORMED PERSONNEL (PHS, CG, NOAA) - TOTAL	36	9	12	15
BEDS OCCUPIED BY ALL OTHER BENEFICIARIES - TOTAL	469	313	74	82

Prepared by: Washington Headquarters Services  
Directorate for Information  
Operations and Reports

# BEDS OCCUPIED—PERCENT OF DoD TOTAL WORLDWIDE

QUARTER ENDING DECEMBER 31, 1988

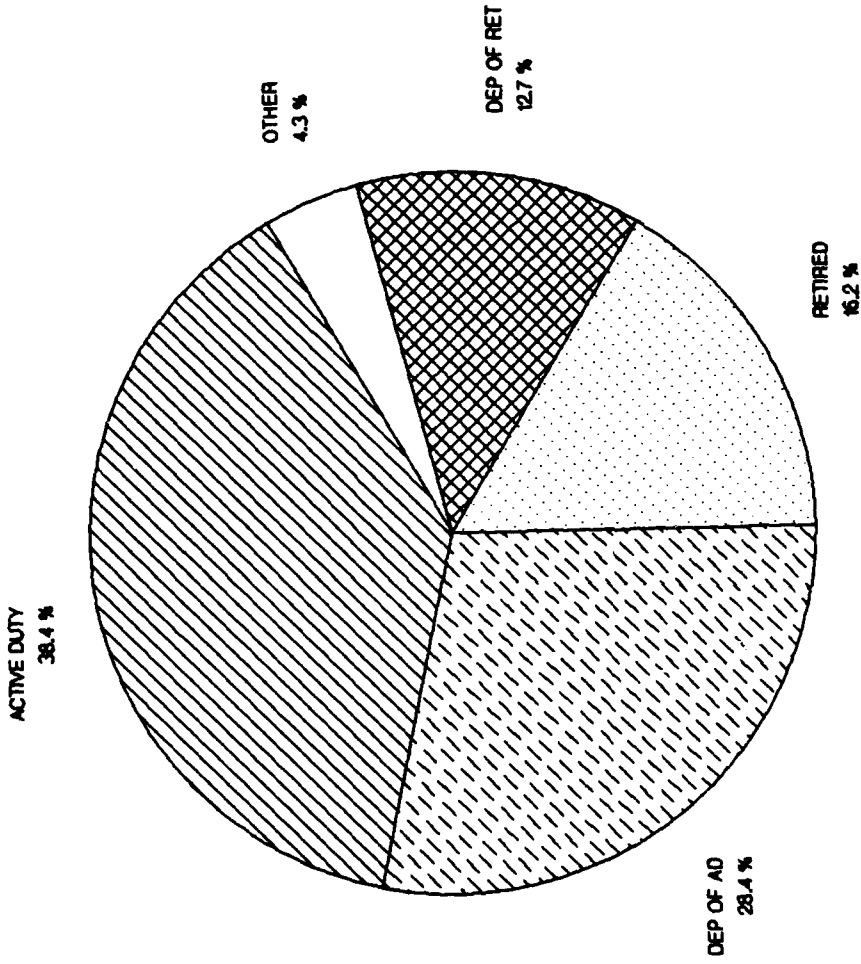


FIGURE 1:1

Prepared by: Washington Headquarters Services  
Directorate for Information  
Operations and Reports

**TABLE 1.2  
DEPARTMENT OF DEFENSE  
OPERATING BEDS/OPERATING BASSINETS/BEDS OCCUPIED  
AT FIXED MILITARY FACILITIES IN THE UNITED STATES  
FOR QUARTER ENDING DECEMBER 31, 1988**

UNITED STATES	DOD TOTAL	ARMY FACILITIES	NAVY FACILITIES	AIR FORCE FACILITIES
NUMBER OF OPERATING BEDS - TOTAL	12,914	5,511	2,969	4,434
NUMBER OF OPERATING BASSINETS - TOTAL	1,534	423	178	933
NUMBER OF BEDS OCCUPIED (DAILY AVERAGE) - TOTAL	9,973	4,722	2,242	3,009
BEDS OCCUPIED BY US ACTIVE DUTY UNIFORMED PERSONNEL - TOTAL	3,643	1,640	1,148	855
MILITARY - TOTAL	3,606	1,630	1,131	845
ARMY	1,540	1,392	45	103
NAVY-MARINE CORPS	1,262	123	1,060	79
AIR FORCE	804	115	26	663
OTHER UNIFORMED PERSONNEL (PHS, CG, NOAA) - TOTAL	37	10	17	10
BEDS OCCUPIED BY RETIRED US UNIFORMED PERSONNEL - TOTAL	1,833	936	282	615
RETIRED MILITARY - TOTAL	1,819	932	277	610
ARMY	786	627	39	120
NAVY-MARINE CORPS	406	117	199	90
AIR FORCE	627	188	39	400
OTHER RETIRED UNIFORMED PERSONNEL (PHS, CG, NOAA) - TOTAL	14	4	5	5

Prepared by: Washington Headquarters Services  
Directorate for Information  
Operations and Reports

**TABLE 1.2  
DEPARTMENT OF DEFENSE  
OPERATING BEDS/OPERATING BASSINETS/BEDS OCCUPIED  
AT FIXED MILITARY FACILITIES IN THE UNITED STATES  
FOR QUARTER ENDING DECEMBER 31, 1988**

UNITED STATES	DOD TOTAL	ARMY FACILITIES	NAVY FACILITIES	AIR FORCE FACILITIES
BEDS OCCUPIED BY DEPENDENTS OF US ACTIVE DUTY MILITARY PERSONNEL	2,630	1,188	519	923
- TOTAL				
ARMY	1,086	952	28	106
NAVY-MARINE CORPS	690	125	469	96
AIR FORCE	854	111	22	721
BEDS OCCUPIED BY DEPENDENTS OF RETIRED AND DECEASED US MILITARY PERSONNEL	1,453	697	222	534
- TOTAL				
ARMY	614	470	38	106
NAVY-MARINE CORPS	305	82	153	70
AIR FORCE	534	145	31	358
BEDS OCCUPIED BY DEPENDENTS OF OTHER UNIFORMED PERSONNEL (PHS, CG, NOAA)	34	9	11	14
- TOTAL				
BEDS OCCUPIED BY ALL OTHER BENEFICIARIES	380	252	60	68
- TOTAL				

Prepared by: Washington Headquarters Services  
Directorate for Information  
Operations and Reports

**TABLE 1.3  
DEPARTMENT OF DEFENSE  
OPERATING BEDS/OPERATING BASSINETS/BEDS OCCUPIED  
AT FIXED MILITARY FACILITIES OUTSIDE THE UNITED STATES  
FOR QUARTER ENDING DECEMBER 31, 1988**

OUTSIDE UNITED STATES	DOD TOTAL	ARMY FACILITIES	NAVY FACILITIES	AIR FORCE FACILITIES
NUMBER OF OPERATING BEDS - TOTAL	2,512	1,495	388	629
NUMBER OF OPERATING BASSINETS - TOTAL	356	165	40	151
NUMBER OF BEDS OCCUPIED (DAILY AVERAGE) - TOTAL	1,751	978	315	458
BEDS OCCUPIED BY US ACTIVE DUTY UNIFORMED PERSONNEL - TOTAL	863	500	169	194
MILITARY - TOTAL	861	500	167	194
ARMY	487	456	4	27
NAVY-MARINE CORPS	182	11	152	19
AIR FORCE	192	33	11	148
OTHER UNIFORMED PERSONNEL (PHS,CG,NOAA) - TOTAL	2	0	2	0
BEDS OCCUPIED BY RETIRED US UNIFORMED PERSONNEL - TOTAL	62	28	13	21
RETIRED MILITARY - TOTAL	62	28	13	21
ARMY	27	20	3	4
NAVY-MARINE CORPS	14	1	8	5
AIR FORCE	21	7	2	12
OTHER RETIRED UNIFORMED PERSONNEL (PHS,CG,NOAA) - TOTAL	0	0	0	0

Prepared by: Washington Headquarters Services  
Directorate for Information  
Operations and Reports

**TABLE 1.3  
DEPARTMENT OF DEFENSE  
OPERATING BEDS/OPERATING BASSINETS/BEDS OCCUPIED  
AT FIXED MILITARY FACILITIES OUTSIDE THE UNITED STATES  
FOR QUARTER ENDING DECEMBER 31, 1988**

OUTSIDE UNITED STATES	DOD TOTAL	ARMY FACILITIES	NAVY FACILITIES	AIR FORCE FACILITIES
BEDS OCCUPIED BY DEPENDENTS OF US ACTIVE DUTY MILITARY PERSONNEL	698	375	108	215
ARMY	351	315	7	29
NAVY-MARINE CORPS	99	7	76	16
AIR FORCE	248	53	25	170
BEDS OCCUPIED BY DEPENDENTS OF RETIRED AND DECEASED US MILITARY PERSONNEL	37	14	10	13
ARMY	16	9	4	3
NAVY-MARINE CORPS	11	1	5	5
AIR FORCE	10	4	1	5
BEDS OCCUPIED BY DEPENDENTS OF OTHER UNIFORMED PERSONNEL (PHS, CG, NOAA)	2	0	1	1
BEDS OCCUPIED BY ALL OTHER BENEFICIARIES	89	61	14	14

Prepared by: Washington Headquarters Services  
Directorate for Information  
Operations and Reports

**TABLE 2.1  
DEPARTMENT OF DEFENSE  
ADMISSIONS AT FIXED MILITARY FACILITIES - WORLDWIDE  
FOR QUARTER ENDING DECEMBER 31, 1988**

WORLDWIDE	DOD TOTAL	ARMY FACILITIES	NAVY FACILITIES	AIR FORCE FACILITIES
NUMBER OF ADMISSIONS	213,321	99,475	47,233	66,613
ADMISSIONS OF US ACTIVE DUTY UNIFORMED PERSONNEL	67,036	30,195	19,306	17,535
MILITARY	66,435	30,045	19,023	17,367
ARMY	28,423	26,375	565	1,483
NAVY-MARINE CORPS	20,768	1,791	17,813	1,164
AIR FORCE	17,244	1,879	645	14,720
OTHER UNIFORMED PERSONNEL (PHS, CG, NOAA)	601	150	283	168
ADMISSIONS OF RETIRED US UNIFORMED PERSONNEL	24,669	12,328	4,286	8,055
ADMISSIONS OF RETIRED MILITARY	24,451	12,258	4,195	7,998
ARMY	10,518	8,298	658	1,562
NAVY-MARINE CORPS	5,548	1,442	2,949	1,157
AIR FORCE	8,385	2,518	588	5,279
ADMISSIONS OF OTHER RETIRED UNIFORMED PERSONNEL (PHS, CG, NOAA)	218	70	91	57

Prepared by: Washington Headquarters Services  
Directorate for Information  
Operations and Reports

**TABLE 2.1  
DEPARTMENT OF DEFENSE  
ADMISSIONS AT FIXED MILITARY FACILITIES - WORLDWIDE  
FOR QUARTER ENDING DECEMBER 31, 1988**

WORLDWIDE	DOD TOTAL	ARMY FACILITIES	NAVY FACILITIES	AIR FORCE FACILITIES
ADMISSIONS OF DEPENDENTS OF US ACTIVE DUTY PERSONNEL (PHS, CG, NOAA) - TOTAL	89,160	40,977	18,230	29,953
ARMY	37,982	34,097	873	3,012
NAVY-MARINE CORPS	21,543	3,129	15,993	2,421
AIR FORCE	29,635	3,751	1,364	24,520
ADMISSIONS OF DEPENDENTS OF RETIRED AND DECEASED US MILITARY PERSONNEL - TOTAL	24,140	10,938	4,132	9,070
ARMY	9,954	7,507	651	1,796
NAVY-MARINE CORPS	5,361	1,242	2,875	1,244
AIR FORCE	8,825	2,189	606	6,030
ADMISSIONS OF DEPENDENTS OF OTHER UNIFORMED PERSONNEL (PHS, CG, NOAA) - TOTAL	861	234	287	340
ADMISSIONS OF ALL OTHER BENEFICIARIES - TOTAL	7,455	4,803	992	1,660

Prepared by: Washington Headquarters Services  
Directorate for Information  
Operations and Reports

ADMISSIONS-PERCENT OF DoD TOTAL WORLDWIDE

QUARTER ENDING DECEMBER 31, 1988

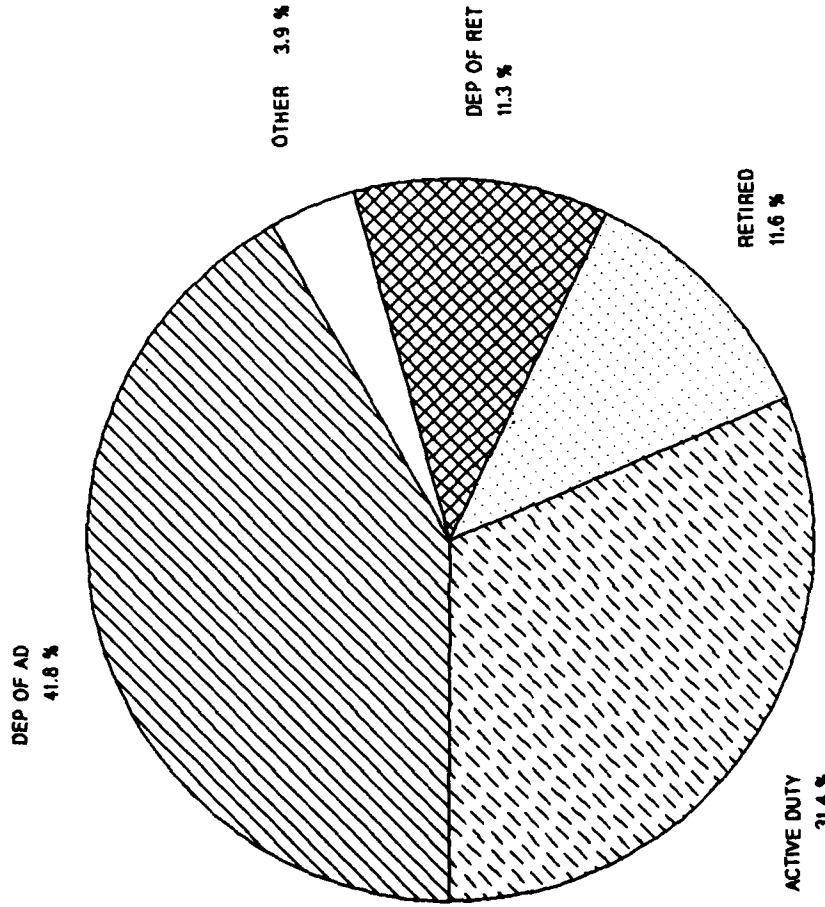


FIGURE 2.1

Prepared by: Washington Headquarters Services  
Directorate for Information  
Operations and Reports

**TABLE 2.2  
DEPARTMENT OF DEFENSE  
ADMISSIONS AT FIXED MILITARY FACILITIES IN THE UNITED STATES  
FOR QUARTER ENDING DECEMBER 31, 1988**

UNITED STATES	DOD TOTAL	ARMY FACILITIES	NAVY FACILITIES	AIR FORCE FACILITIES
NUMBER OF ADMISSIONS	179,193	81,691	40,256	57,246
ADMISSIONS OF US ACTIVE DUTY UNIFORMED PERSONNEL	53,847	23,271	16,465	14,111
MILITARY	53,278	23,121	16,213	13,944
ARMY	21,663	20,110	490	1,063
NAVY-MARINE CORPS	17,879	1,641	15,343	895
AIR FORCE	13,736	1,370	380	11,986
OTHER UNIFORMED PERSONNEL (PHS,CG,NOAA)	569	150	252	167
ADMISSIONS OF RETIRED US UNIFORMED PERSONNEL	23,851	11,956	4,075	7,820
ADMISSIONS OF RETIRED MILITARY	23,641	11,888	3,988	7,765
ARMY	10,135	8,031	593	1,511
NAVY-MARINE CORPS	5,347	1,420	2,828	1,099
AIR FORCE	8,159	2,437	567	5,155
ADMISSIONS OF OTHER RETIRED UNIFORMED PERSONNEL (PHS,CG,NOAA)	210	68	87	55

Prepared by: Washington Headquarters Services  
Directorate for Information  
Operations and Reports

**TABLE 2.2  
DEPARTMENT OF DEFENSE  
ADMISSIONS AT FIXED MILITARY FACILITIES IN THE UNITED STATES  
FOR QUARTER ENDING DECEMBER 31, 1988**

UNITED STATES	DOD TOTAL	ARMY FACILITIES	NAVY FACILITIES	AIR FORCE FACILITIES
ADMISSIONS OF DEPENDENTS OF US ACTIVE DUTY PERSONNEL (PHS,CG,NOAA)	- TOTAL	31,630	14,871	24,879
ARMY	29,046	26,117	658	2,271
NAVY-MARINE CORPS	18,915	3,012	13,712	2,191
AIR FORCE	23,419	2,501	501	20,417
ADMISSIONS OF DEPENDENTS OF RETIRED AND DECEASED US MILITARY PERSONNEL	- TOTAL	10,705	3,932	8,876
ARMY	9,687	7,344	589	1,754
NAVY-MARINE CORPS	5,175	1,232	2,755	1,188
AIR FORCE	8,651	2,129	588	5,934
ADMISSIONS OF DEPENDENTS OF OTHER UNIFORMED PERSONNEL (PHS,CG,NOAA)	- TOTAL	234	265	332
ADMISSIONS OF ALL OTHER BENEFICIARIES	- TOTAL	3,895	648	1,228

Prepared by: Washington Headquarters Services  
Directorate for Information  
Operations and Reports

**TABLE 2.3  
DEPARTMENT OF DEFENSE  
ADMISSIONS AT FIXED MILITARY FACILITIES OUTSIDE THE UNITED STATES  
FOR QUARTER ENDING DECEMBER 31, 1988**

OUTSIDE UNITED STATES	DOD TOTAL	ARMY FACILITIES	NAVY FACILITIES	AIR FORCE FACILITIES
NUMBER OF ADMISSIONS - TOTAL	34,128	17,784	6,977	9,367
ADMISSIONS OF US ACTIVE DUTY UNIFORMED PERSONNEL - TOTAL	13,189	6,924	2,841	3,424
MILITARY - TOTAL	13,157	6,924	2,810	3,423
ARMY	6,760	6,265	75	420
NAVY-MARINE CORPS	2,889	150	2,470	269
AIR FORCE	3,508	509	265	2,734
OTHER UNIFORMED PERSONNEL (PHS,CG,NOAA) - TOTAL	32	0	31	1
ADMISSIONS OF RETIRED US UNIFORMED PERSONNEL - TOTAL	818	372	211	235
ADMISSIONS OF RETIRED MILITARY - TOTAL	810	370	207	233
ARMY	383	267	65	51
NAVY-MARINE CORPS	201	22	121	58
AIR FORCE	226	81	21	124
ADMISSIONS OF OTHER RETIRED UNIFORMED PERSONNEL (PHS,CG,NOAA) - TOTAL	8	2	4	2

Prepared by: Washington Headquarters Services  
Directorate for Information  
Operations and Reports

**TABLE 2.3**  
**DEPARTMENT OF DEFENSE**  
**ADMISSIONS AT FIXED MILITARY FACILITIES OUTSIDE THE UNITED STATES**  
**FOR QUARTER ENDING DECEMBER 31, 1988**

OUTSIDE UNITED STATES	DOD TOTAL	ARMY FACILITIES	NAVY FACILITIES	AIR FORCE FACILITIES
ADMISSIONS OF DEPENDENTS OF US ACTIVE DUTY PERSONNEL (PHS, CG, NOAA) - TOTAL	17,780	9,347	3,359	5,074
ARMY	8,936	7,980	215	741
NAVY-MARINE CORPS	2,628	117	2,281	230
AIR FORCE	6,216	1,250	863	4,103
ADMISSIONS OF DEPENDENTS OF RETIRED AND DECEASED US MILITARY PERSONNEL - TOTAL	627	233	200	194
ARMY	267	163	62	42
NAVY-MARINE CORPS	186	10	120	56
AIR FORCE	174	60	18	96
ADMISSIONS OF DEPENDENTS OF OTHER UNIFORMED PERSONNEL (PHS, CG, NOAA) - TOTAL	30	0	22	8
ADMISSIONS OF ALL OTHER BENEFICIARIES - TOTAL	1,684	908	344	432

Prepared by: Washington Headquarters Services  
 Directorate for Information  
 Operations and Reports

**TABLE 3.1  
DEPARTMENT OF DEFENSE  
OUTPATIENT VISITS AND LIVE BIRTHS  
AT FIXED MILITARY FACILITIES - WORLDWIDE  
FOR QUARTER ENDING DECEMBER 31, 1988**

<b>WORLDWIDE</b>	<b>DOD TOTAL</b>	<b>ARMY FACILITIES</b>	<b>NAVY FACILITIES</b>	<b>AIR FORCE FACILITIES</b>
NUMBER OF OUTPATIENT VISITS	- TOTAL	4,925,548	2,457,870	3,751,044
OUTPATIENT VISITS BY US ACTIVE DUTY UNIFORMED PERSONNEL	- TOTAL	1,992,670	1,328,163	1,241,963
MILITARY	- TOTAL	1,988,061	1,318,889	1,237,634
ARMY	1,968,460	1,889,260	19,703	59,497
NAVY-MARINE CORPS	1,367,236	47,004	1,284,502	35,730
AIR FORCE	1,208,888	51,797	14,684	1,142,407
OTHER UNIFORMED PERSONNEL (PHS,CG,NOAA)	- TOTAL	4,609	9,274	4,329
OUTPATIENT VISITS BY RETIRED US UNIFORMED PERSONNEL	- TOTAL	446,761	149,638	383,466
OUTPATIENT VISITS BY DEPENDENTS OF US ACTIVE DUTY UNIFORMED PERSONNEL	- TOTAL	1,668,441	633,292	1,465,448
DEPENDENTS OF MILITARY PERSONNEL	- TOTAL	1,661,012	624,946	1,455,091
ARMY	1,573,662	1,444,487	25,870	103,305
NAVY-MARINE CORPS	737,969	96,244	574,233	67,492
AIR FORCE	1,429,418	120,281	24,843	1,284,294
DEPENDENTS OF OTHER UNIFORMED PERSONNEL (PHS,CG,NOAA)	- TOTAL	7,429	8,346	10,357

Prepared by: Washington Headquarters Services  
Directorate for Information  
Operations and Reports

**TABLE 3.1  
DEPARTMENT OF DEFENSE  
OUTPATIENT VISITS AND LIVE BIRTHS  
AT FIXED MILITARY FACILITIES - WORLDWIDE  
FOR QUARTER ENDING DECEMBER 31, 1988**

WORLDWIDE	DOD TOTAL	ARMY FACILITIES	NAVY FACILITIES	AIR FORCE FACILITIES
OUTPATIENT VISITS BY DEPENDENTS OF RETIRED AND DECEASED US UNIFORMED PERSONNEL - TOTAL	1,223,896	523,930	159,091	540,875
OUTPATIENT VISITS BY ALL OTHER BENEFICIARIES - TOTAL	600,724	293,746	187,686	119,292
NUMBER OF LIVE BIRTHS - TOTAL	23,904	10,059	5,339	8,506

Prepared by: Washington Headquarters Services  
Directorate for Information  
Operations and Reports

OUTPATIENT VISITS - PERCENT OF WORLDWIDE TOTAL

QUARTER ENDING DECEMBER 31, 1988

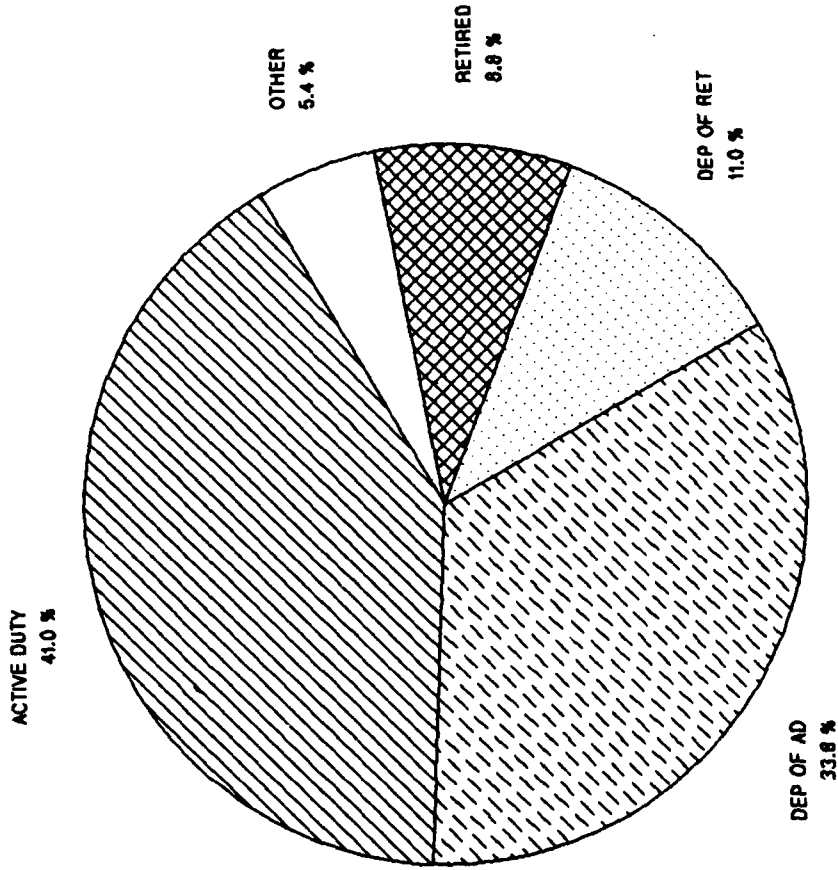


FIGURE 3.1

Prepared by: Washington Headquarters Services  
Directorate for Information  
Operations and Reports

**TABLE 3.2  
DEPARTMENT OF DEFENSE  
OUTPATIENT VISITS AND LIVE BIRTHS  
AT FIXED MILITARY FACILITIES IN THE UNITED STATES  
FOR QUARTER ENDING DECEMBER 30, 1988**

UNITED STATES	DOO TOTAL	ARMY FACILITIES	NAVY FACILITIES	AIR FORCE FACILITIES
NUMBER OF OUTPATIENT VISITS - TOTAL	9,270,313	3,937,732	2,165,610	3,166,971
OUTPATIENT VISITS BY US ACTIVE DUTY UNIFORMED PERSONNEL	3,664,438	1,489,794	1,189,328	985,316
MILITARY	3,647,000	1,485,209	1,180,770	981,021
ARMY	1,460,491	1,404,001	16,883	39,607
NAVY-MARINE CORPS	1,226,934	43,252	1,155,074	28,608
AIR FORCE	959,575	37,956	8,813	912,806
OTHER UNIFORMED PERSONNEL (PHS, CG, NDA)	17,438	4,585	8,558	4,295
OUTPATIENT VISITS BY RETIRED US UNIFORMED PERSONNEL - TOTAL	949,886	433,535	141,392	374,959
OUTPATIENT VISITS BY DEPENDENTS OF US ACTIVE DUTY UNIFORMED PERSONNEL	2,962,395	1,252,157	532,682	1,177,556
DEPENDENTS OF MILITARY PERSONNEL	2,937,174	1,244,737	524,986	1,167,451
ARMY	1,153,750	1,057,331	21,351	75,068
NAVY-MARINE CORPS	643,514	92,318	489,697	61,499
AIR FORCE	1,139,910	95,088	13,938	1,030,884
DEPENDENTS OF OTHER UNIFORMED PERSONNEL (PHS, CG, NDA)	25,221	7,420	7,696	10,105

Prepared by: Washington Headquarters Services  
Directorate for Information  
Operations and Reports

**TABLE 3.2**  
**DEPARTMENT OF DEFENSE**  
**OUTPATIENT VISITS AND LIVE BIRTHS**  
**AT FIXED MILITARY FACILITIES IN THE UNITED STATES**  
**FOR QUARTER ENDING DECEMBER 30, 1988**

UNITED STATES	DOD TOTAL	ARMY FACILITIES	NAVY FACILITIES	AIR FORCE FACILITIES
OUTPATIENT VISITS BY DEPENDENTS OF RETIRED AND DECEASED US UNIFORMED PERSONNEL	- TOTAL 1,197,991	515,421	150,065	532,505
OUTPATIENT VISITS BY ALL OTHER BENEFICIARIES	- TOTAL 495,603	246,825	152,143	96,635
NUMBER OF LIVE BIRTHS	- TOTAL 18,934	7,528	4,295	7,111

Prepared by: Washington Headquarters Services  
 Directorate for Information  
 Operations and Reports

**TABLE 3.3**  
**DEPARTMENT OF DEFENSE**  
**OUTPATIENT VISITS AND LIVE BIRTHS**  
**AT FIXED MILITARY FACILITIES OUTSIDE THE UNITED STATES**  
**FOR QUARTER ENDING DECEMBER 31, 1988**

OUTSIDE UNITED STATES	DOD TOTAL	ARMY FACILITIES	NAVY FACILITIES	AIR FORCE FACILITIES
NUMBER OF OUTPATIENT VISITS - TOTAL	1,864,149	987,816	292,260	584,073
OUTPATIENT VISITS BY US ACTIVE DUTY UNIFORMED PERSONNEL				
- TOTAL	898,358	502,876	138,835	256,647
MILITARY				
- TOTAL	897,584	502,852	138,119	256,613
ARMY	507,969	485,259	2,820	19,890
NAVY-MARINE CORPS	140,302	3,752	129,428	7,122
AIR FORCE	249,313	13,841	5,871	229,601
OTHER UNIFORMED PERSONNEL (PHS, CG, NOAA)	774	24	716	34
OUTPATIENT VISITS BY RETIRED US UNIFORMED PERSONNEL - TOTAL	29,979	13,226	8,246	8,507
OUTPATIENT VISITS BY DEPENDENTS OF US ACTIVE DUTY UNIFORMED PERSONNEL				
- TOTAL	804,786	416,284	100,610	287,892
DEPENDENTS OF MILITARY PERSONNEL				
- TOTAL	803,875	416,275	99,960	287,640
ARMY	419,912	387,156	4,519	28,237
NAVY-MARINE CORPS	94,455	3,926	84,536	5,993
AIR FORCE	289,508	25,193	10,905	253,410
DEPENDENTS OF OTHER UNIFORMED PERSONNEL (PHS, CG, NOAA)				
- TOTAL	911	9	650	252

Prepared by: Washington Headquarters Services  
 Directorate for Information  
 Operations and Reports

**TABLE 3.3  
DEPARTMENT OF DEFENSE  
OUTPATIENT VISITS AND LIVE BIRTHS  
AT FIXED MILITARY FACILITIES OUTSIDE THE UNITED STATES  
FOR QUARTER ENDING DECEMBER 31, 1988**

OUTSIDE UNITED STATES	DOD TOTAL	ARMY FACILITIES	NAVY FACILITIES	AIR FORCE FACILITIES
OUTPATIENT VISITS BY DEPENDENTS OF RETIRED AND DECEASED US UNIFORMED PERSONNEL - TOTAL	25,905	8,509	9,026	8,370
OUTPATIENT VISITS BY ALL OTHER BENEFICIARIES - TOTAL	105,121	46,921	35,543	22,657
NUMBER OF LIVE BIRTHS - TOTAL	4,970	2,531	1,044	1,395

Prepared by: Washington Headquarters Services  
Directorate for Information  
Operations and Reports

## GLOSSARY

Admission. An admission is the act of placing an individual under treatment or observation in a medical center or a hospital. The day of admission is the day on which the medical center or hospital makes a formal acceptance of the patient who is to be provided with room, board, and continuous nursing service in an area of the hospital where patients normally stay at least overnight. If both an admission and discharge occur on the same day, then that day is considered as a day of admission and shall be counted as one occupied bed day. The admission of a newborn is deemed to occur at time of birth.

Live Births. A live birth is the complete expulsion or extraction from its mother of a product of conception, irrespective of the duration of pregnancy which after such separation, breathes or shows any other evidence of life such as beating of the heart, pulsation of the umbilical cord, or definite movement of voluntary muscles, whether or not the umbilical cord has been cut, or the placenta is attached; each such product of such a birth is considered liveborn.

Occupied Bed. A bed assigned as of midnight to a patient, to include a patient on pass or liberty not in excess of 72 hours, and any bassinets assigned to a newborn infant whose mother has been discharged from the hospital. The definition excludes: any bed assigned to a patient subsisting out, on leave, or absent without leave, and any bed occupied by a transient patient.

Operating Bed. A bed that is currently set up and ready in all respects for the care of a patient. It must include supporting space, equipment and staff to operate under normal circumstances. Excluded are nursery bassinets and transient patients' beds.

Operating Bassinet. A bed designed for the care of an infant that is currently set up in the newborn nursery and ready in all respects for use. It must include support space, equipment and staff to operate under normal circumstances. Excluded are infant transporters.

Outpatient Visits. Visits made to each dispensary or separate, organized clinic of a fixed medical treatment facility for medical advice, examination, diagnosis, treatment, evaluation, consultation, or counseling, including visits by military patients who are excused from duty for medical reasons but who have not been admitted for inpatient care in a facility authorized beds for inpatient care and any visits made incident to complete physicals or flight physicals.