

DTIC FILE COPY

4

OFFICE OF NAVAL RESEARCH

Contract N00014-86-K-0043

TECHNICAL REPORT No. 99

Dynamics of an M-Level Atom Interacting with Gravity Fields.

I. Effects of the Level Number on Quantum Collapse and Revival

by

Fu-li Li, D. L. Lin, Thomas F. George and Xiao-shen Li

Prepared for Publication

in

Physical Review A

Departments of Chemistry and Physics
State University of New York at Buffalo
Buffalo, New York 14260

April 1989

Reproduction in whole or in part is permitted for any purpose of the
United States Government.

This document has been approved for public release and sale;
its distribution is unlimited.

DTIC
ELECTE
MAY 01 1989
S H D
cb

AD-A207 278

89

074

REPORT DOCUMENTATION PAGE

Form Approved
OMB No. 0704-0188

| | | | | | | |
|--|-------|--|---|--|--------------------|-------------------------|
| 1a. REPORT SECURITY CLASSIFICATION Unclassified | | | 1b. RESTRICTIVE MARKINGS | | | |
| 2a. SECURITY CLASSIFICATION AUTHORITY | | | 3. DISTRIBUTION / AVAILABILITY OF REPORT Approved for public release; distribution unlimited | | | |
| 2b. DECLASSIFICATION / DOWNGRADING SCHEDULE | | | | | | |
| 4. PERFORMING ORGANIZATION REPORT NUMBER(S) UBUFFALO/DC/89/TR-99 | | | 5. MONITORING ORGANIZATION REPORT NUMBER(S) | | | |
| 6a. NAME OF PERFORMING ORGANIZATION Depts. Chemistry & Physics State University of New York | | 6b. OFFICE SYMBOL (if applicable) | | 7a. NAME OF MONITORING ORGANIZATION | | |
| 6c. ADDRESS (City, State, and ZIP Code) Fronczak Hall, Amherst Campus Buffalo, New York 14260 | | | 7b. ADDRESS (City, State, and ZIP Code) Chemistry Program 800 N. Quincy Street Arlington, Virginia 22217 | | | |
| 8a. NAME OF FUNDING / SPONSORING ORGANIZATION Office of Naval Research | | 8b. OFFICE SYMBOL (if applicable) | | 9. PROCUREMENT INSTRUMENT IDENTIFICATION NUMBER Contract N00014-86-K-0043 | | |
| 8c. ADDRESS (City, State, and ZIP Code) Chemistry Program 800 N. Quincy Street Arlington, Virginia 22217 | | | 10. SOURCE OF FUNDING NUMBERS | | | |
| | | | PROGRAM ELEMENT NO. | PROJECT NO. | TASK NO. | WORK UNIT ACCESSION NO. |
| 11. TITLE (Include Security Classification) Dynamics of an M-Level Atom Interacting with Gravity Fields. I. Effects of the Level Number on Quantum Collapse and Revival | | | | | | |
| 12. PERSONAL AUTHOR(S) Fu-li Li, D. L. Lin, <u>Thomas F. George</u> and Xiao-shen Li | | | | | | |
| 13a. TYPE OF REPORT | | 13b. TIME COVERED FROM _____ TO _____ | | 14. DATE OF REPORT (Year, Month, Day) April 1989 | | 15. PAGE COUNT 25 |
| 16. SUPPLEMENTARY NOTATION Prepared for publication in Physical Review A | | | | | | |
| 17. COSATI CODES | | | 18. SUBJECT TERMS (Continue on reverse if necessary and identify by block number) | | | |
| FIELD | GROUP | SUB-GROUP | M-LEVEL ATOM CAVITY FIELDS LEVEL NUMBER | | | |
| | | | QUANTUM COLLAPSE REVIVAL FIELD SQUEEZING | | | |
| 19. ABSTRACT (Continue on reverse if necessary and identify by block number) A quantum mechanical theory is developed to treat the interaction of a multilevel atom with cavity fields of arbitrary detunings. The Hilbert space spanned by the energy eigenvectors is divided into subspaces specified by eigenvalues of the total excitation number, which is a constant of motion. Since the total Hamiltonian does not connect states in different subspaces, it can be diagonalized in each subspace independently. The time evolutions of the level occupation probabilities and the mean photon number are investigated numerically, and their variations with the atomic level number and the initial photon number are discussed. Their relation with the field squeezing is also discussed. | | | | | | |
| 20. DISTRIBUTION / AVAILABILITY OF ABSTRACT <input checked="" type="checkbox"/> UNCLASSIFIED/UNLIMITED <input checked="" type="checkbox"/> SAME AS RPT. <input type="checkbox"/> DTIC USERS | | | | 21. ABSTRACT SECURITY CLASSIFICATION Unclassified | | |
| 22a. NAME OF RESPONSIBLE INDIVIDUAL Dr. David L. Nelson | | | 22b. TELEPHONE (Include Area Code) (202) 696-4410 | | 22c. OFFICE SYMBOL | |

Dynamics of an M-Level Atom Interacting with Cavity Fields.

I. Effects of the Level Number on Quantum Collapse and Revival

Fu-li Li
Department of Physics
Xian Jiao Tong University
Xian, Shaanxi, P. R. China

D. L. Lin and Thomas F. George
Department of Physics & Astronomy
State University of New York at Buffalo
Buffalo, New York 14260

Xiao-shen Li
Center for Theoretical Physics
Chinese Center of Advanced Science and Technology (World Laboratory)
P. O. Box 8730
Beijing 100080, People's Republic of China

and

Shanghai Institute of Metallurgy, Chinese Academy of Sciences
Shanghai, People's Republic of China

Abstract

A quantum mechanical theory is developed to treat the interaction of a multilevel atom with cavity fields of arbitrary detunings. The Hilbert space spanned by the energy eigenvectors is divided into subspaces specified by eigenvalues of the total excitation number, which is a constant of motion. Since the total Hamiltonian does not connect states in different subspaces, it can be diagonalized in each subspace independently. The time evolutions of the level occupation probabilities and the mean photon number are investigated numerically, and their variations with the atomic level number and the initial photon number are discussed. Their relation with the field squeezing is also discussed.

I. Introduction

The simplest theory that describes quantum mechanically the interaction of light with matter is the Jaynes-Cummings (JC) model¹ in which a two-level atom interacts at resonance with a single mode of cavity field initially in the coherent state. The model has been investigated extensively, and a number of interesting phenomena have been found. In particular, the discovery of quantum collapse and revival² has prompted further studies of more general cases. A three-level atom interacting with two-mode cavity fields initially in different states has been studied³⁻⁶ for the quantum collapse and revival of the mean photon number as well as the atomic occupation probabilities.

More recently, the problem has been extended to the nonresonant interaction case⁷⁻⁹ in which the cavity fields can have arbitrary detunings. The dependence on detuning parameters of the time evolution of atomic occupation probabilities, photon number distributions and fluctuations, and field coherence properties have been examined in great detail, and many novel phenomena have been discovered. For instance, the initially coherent stimulated field does not lose its coherence as a result of interaction with the atom when the interaction is far away from resonance. Hence, the idea¹⁰ that the atom serves as a nonlinear filter to screen out the coherence of the field is no longer true in general.

The development of frequency-tunable lasers has made it possible to study one atom in a cavity,¹¹ and hence the predictions of the ideal JC model can be tested experimentally. As a matter of fact, the quantum phenomenon of collapse and revival has recently been observed in a superconducting cavity.¹² The Rydberg atoms used in the experiment are excited in steps by the tunable laser to a state with the principal quantum number n as large as 30. It is well known that the rate of change dn/dE of the atomic level density is

proportional to n^3 , so that dn/dE can be very large in this region of n . We believe that there exist degenerate multiphoton transitions in addition to the single-photon transition in this region of high-density energy levels. In fact, a degenerate two-photon transition has already been observed experimentally.¹³ It is therefore desirable to investigate the dynamical behavior of the atom in such degenerate multiphoton processes.

In this series of papers, we attempt to study the system of an M -level atom interacting with cavity fields of arbitrary detunings. A fully quantum mechanical theory is developed, and the mean photon number and atomic level occupation probabilities are calculated for various initial photon number \bar{n} and level number M . The time evolution of these probabilities and the mean photon number in the multiphoton processes and their relations to the squeezing are discussed. The squeezing and antibunching of the field and effects of level number on photon statistics will be investigated separately and published elsewhere.^{14,15}

II. General Formalism

Consider a single atom interacting with the radiation field in a cavity. The atom has M nondegenerate energy levels as shown in Fig. 1. The level separations may be arbitrary. When the atom is in the state i , its state vector is $|i\rangle$ and energy is $\hbar\omega_i$. It interacts with the cavity field of frequency Ω when it makes transition. For simplicity, we restrict our attention to processes involving only one-photon dipole transitions between adjacent atomic levels.

The total Hamiltonian of the atom-field system is, in the rotating wave approximation,



| Availability Codes | |
|--------------------|----------------------|
| Dist | Avail and/or Special |
| A-1 | |

$$H = \sum_{i=1}^M \hbar\omega_i A_i^\dagger A_i + \hbar\Omega a^\dagger a + \hbar \left(\sum_{i=1}^M \lambda_i A_{i+1}^\dagger A_i a + \text{h.c.} \right) , \quad (1)$$

where λ_i are the atom-field coupling constants. The operator a^\dagger creates a photon, and A_i^\dagger creates an atom in the state i . While a^\dagger and a obey the usual commutation relation, A_i^\dagger and A_j satisfy the anticommutation relation

$$[A_i, A_j^\dagger]_+ = A_i A_j^\dagger + A_j^\dagger A_i = \delta_{ij} . \quad (2)$$

We now define the operator

$$E_{ij} = A_i^\dagger A_j , \quad i, j = 1, 2, 3, \dots, M \quad (3)$$

which satisfies the commutation relation

$$[E_{ij}, E_{\mu\nu}] = E_{ij} E_{\mu\nu} - E_{\mu\nu} E_{ij} = \delta_{\mu j} E_{i\nu} - \delta_{i\nu} E_{\mu j} . \quad (4)$$

This is a $U(M)$ Lie algebra relation. The first-rank and second-rank Casimir operators of a $U(M)$ Lie algebra are, respectively,

$$C_1 = \sum_{i=1}^M E_{ii} = \sum_{i=1}^M A_i^\dagger A_i \quad (5a)$$

$$C_2 = \sum_{i=1}^M \sum_{\mu=1}^M E_{i\mu} E_{\mu i} = (M+1-C_1)C_1 . \quad (5b)$$

Since the Hamiltonian H is composed of the photon operators and $U(M)$ Lie algebra operators, it must commute with C_1 and C_2 , which can easily be verified by direct calculation.

Let $|i\rangle$ be the atomic state vector for the atom in its i -th level. It can be readily shown that all M such states are simultaneous eigenstates of both the operators C_1 and C_2 with the same eigenvalues. That is, for $1 \leq i \leq M$,

$$C_1|i\rangle = |i\rangle \quad (6a)$$

$$C_2|i\rangle = M|i\rangle \quad (6b)$$

The conservation of C_1 means the conservation of the number of atoms during the interaction process, and the conservation of C_2 simply means that the number of atomic levels remains unchanged. Furthermore, it can be verified directly that the total excitaiton number operator

$$\hat{N} = a^\dagger a + \sum_{j=1}^M j A_j^\dagger A_j \quad (7)$$

commutes with the Hamiltonian. Thus, its eigenvalue N is a good quantum number in the interaction process described by H . For the cases of the two-level and three-level atom, we have

$$\hat{N}_2 = a^\dagger a + A_2^\dagger A_2 + 1 \quad (8a)$$

$$\hat{N}_3 = a^\dagger a + A_3^\dagger A_3 - A_1^\dagger A_1 + 2 \quad (8b)$$

which, apart from a constant, are the same as those introduced in Refs. 3 and 16.

Since $[H, \hat{N}] = 0$, the Hamiltonian H cannot connect eigenstates of \hat{N} corresponding to different eigenvalues. Thus, the Hilbert space spanned by the energy eigenvectors can be divided into subspaces according to the eigenvalues of \hat{N} . All the eigenvectors in each subspace correspond to the same eigenvalue of \hat{N} . Therefore, the Hamiltonian can be diagonalized in every one of such subspaces.

Consider the state

$$|i, n\rangle = |i\rangle |n\rangle \quad (9)$$

in which there are n photons in the field and the atom is in its i -th level. The subspace with $N = M + n$ is spanned by the following set of vectors: $|M, n\rangle$, $|M-1, n+1\rangle, \dots, |i, n+M-1\rangle, \dots, |1, n+M-1\rangle$. Since the initial number of photons n is arbitrarily chosen, there are an infinite number of such subspaces. Subspaces corresponding to different N are orthogonal to one another.

An arbitrary state in the subspace specified by N can be represented by

$$|\phi_n\rangle = \sum_{i=1}^M C_{i, n+M-1} |i, n+M-i\rangle \quad (10)$$

where the coefficients $C_{i, n+M-1}$ are determined by the stationary Schrödinger equation,

$$\sum_{i'=1}^M (H_{ii'} \delta_{ii'} + H_{ii'} - E \delta_{ii'}) C_{i', n+M-i'} = 0 \quad (11)$$

The matrix elements in (11) are given by

$$\begin{aligned}
 H_{ii} &= \langle i, n+M-i | H | i, n+M-i \rangle \\
 &= (n+M-1)\hbar\Omega + \hbar\omega_1 - \sum_{j=1}^{i-1} \Delta_j \quad (12a)
 \end{aligned}$$

$$\begin{aligned}
 H_{ii} &= \langle i, n+M-i | H | i', n+M-i' \rangle \\
 &= \lambda_i \sqrt{n+M-i'} \delta_{i, i'+1} + \lambda_{i', -1} \sqrt{n+M-i'+1} \delta_{i, i'-1} \quad , \quad i \neq i' \quad (12b)
 \end{aligned}$$

with the detuning parameters defined by

$$\Delta_i = \hbar\Omega - \hbar(\omega_{i+1} - \omega_i) \quad , \quad i = 1, 2, 3, \dots, M-1 \quad (13)$$

Equation (11) is a Hermitean matrix equation and can easily be solved. Therefore, we can write down the eigenvectors $|\phi_{n\sigma}\rangle$ of H with corresponding eigenvalues $E_{n\sigma}$, which satisfy the equation

$$H|\phi_{n\sigma}\rangle = E_{n\sigma}|\phi_{n\sigma}\rangle \quad , \quad (14)$$

as

$$|\phi_{n\sigma}\rangle = \sum_{i=1}^M c_{i, n+M-i}^{\sigma} |i, n+M-i\rangle \quad , \quad (15)$$

where the superscript σ labels the energy eigenstates in the subspace corresponding to N . There are M such states in each subspace. The orthonormality condition requires that

$$\sum_i C_{i,n+M-i}^{\sigma'} C_{i,n+M-i}^{\sigma} = \delta_{\sigma'\sigma} \quad (16)$$

The completeness relation is given by

$$\sum_{n=0}^{\infty} \sum_{\sigma=1}^M |\phi_{n\sigma}\rangle \langle \phi_{n\sigma}| = 1 \quad (17)$$

Hence, if the atom is initially in the level M , then the field-atom system can only be in subspaces specified by $N = M, M+1, M+2, \dots, M+n, \dots$ at all times.

We can now define the density matrix in the Hilbert space of energy eigenvectors as

$$\rho_{n\sigma, n'\sigma'}(\tau) = \langle \phi_{n\sigma} | \rho(\tau) | \phi_{n'\sigma'} \rangle \quad (18)$$

which satisfies the equation of motion

$$\frac{\partial}{\partial \tau} \rho_{n\sigma, n'\sigma'} = -\frac{i}{\hbar} (E_{n\sigma} - E_{n'\sigma'}) \rho_{n\sigma, n'\sigma'} \quad (19)$$

The solution of (18) takes the form

$$\rho_{n\sigma, n'\sigma'}(\tau) = \rho_{n\sigma, n'\sigma'}(0) \exp\left[-\frac{i}{\hbar} (E_{n\sigma} - E_{n'\sigma'}) \tau\right] \quad (20)$$

where the initial density matrix is given by

$$\begin{aligned} \rho_{n\sigma, n'\sigma'}(0) &= \rho_{nn'} |n, M\rangle\langle M, n'| \\ &= \rho_{nn'} (C^{-1})_{\sigma, n+M-\sigma}^M (C^{-1})_{\sigma', n'+M-\sigma'}^M \end{aligned} \quad (21)$$

The last step is from the inverse transformation of (10), namely,

$$|n, M\rangle = \sum_{\sigma=1}^M (C^{-1})_{\sigma, n+M-\sigma}^M |\phi_{n\sigma}\rangle \quad (22)$$

If the initial density matrix is known, the mean values of all dynamical variables of the atom-field system can be calculated. The mean occupation probability of the j -th level is

$$\begin{aligned} P_j &= \text{tr}(\rho A_j^\dagger A_j) = \sum_{n\sigma} \sum_{n'\sigma'} \rho_{n\sigma, n'\sigma'} \langle \phi_{n'\sigma'} | A_j^\dagger A_j | \phi_{n\sigma} \rangle \\ &= \sum_{n, \sigma, \sigma'} \rho_{n\sigma, n\sigma'}(0) C_{j, n+M-j}^\sigma C_{j, n+M-j}^{\sigma'} \cos((E_{n\sigma} - E_{n\sigma'})\tau) \end{aligned} \quad (23)$$

It is easily verified that

$$\sum_{j=1}^M P_j = \sum_{n, \sigma, \sigma'} \rho_{n\sigma, n\sigma'} \sum_j C_{j, n+M-j}^\sigma C_{j, n+M-j}^{\sigma'} = \sum_{n, \sigma} \rho_{n\sigma, n\sigma} = 1 \quad (24)$$

where we have made use of (16) and (17). The mean photon number is given by

$$\begin{aligned}
\langle n \rangle &= \text{tr} \langle \rho a^\dagger a \rangle = \sum_{n\sigma} \sum_{n'\sigma'} \rho_{n\sigma, n'\sigma'} \langle \phi_{n'\sigma'} | a^\dagger a | \phi_{n\sigma} \rangle \\
&= \sum_{n,j} (n+M-j) \sum_{\sigma\sigma'} \rho_{n\sigma, n'\sigma'}(0) C_{j, n+M-j}^\sigma C_{j, n+M-j}^{\sigma'} \cos((E_{n\sigma} - E_{n'\sigma'})t) .
\end{aligned}
\tag{25}$$

III. Results and Discussion

We now proceed to study (23) and (25) as functions of time. In our numerical calculations, $\mathcal{N} = 1$ is used throughout. We also take, for simplicity, $\lambda_1 = \lambda_2 = \dots = \lambda_{m-1} = \lambda$, and $1/\lambda$ is taken to be the unit of time. The initial conditions are assumed such that the atom is in the uppermost level M and the field is in the coherent state

$$\rho_{nn} = \frac{\bar{n}^n}{n!} e^{-\bar{n}} , \tag{26}$$

where \bar{n} is the initial mean photon number in the field. Furthermore, we have also limited our calculations to the resonance interaction, even though our formalism is quite general and is valid for arbitrary detunings.

For definiteness, we calculate only the occupation probabilities P_M and P_1 for the highest and lowest levels, respectively, for $M = 2, 4, 6$ and 8 . The results are plotted in Figs. 2 and 3. It is observed that the probabilities oscillate with the same number of peaks and valleys before collapse. When the initial mean photon number \bar{n} is fixed, the oscillations slow down with increasing M . The amplitude of oscillation as well as the mean occupation probability both decrease with increasing level number M , as expected. Thus, the collapse time increases with increasing M . On the other hand, when the

level number M is fixed, the oscillating probability curves appear to be squeezed to the left as the mean initial photon number \bar{n} increases. Thus, both the amplitude and frequency of the oscillating probability increase with increasing \bar{n} for a given M .

Figure 4 depicts the time evolution of the mean photon number for $M = 2, 4, 6$ and 8 for the two cases with $\bar{n} = 5$ and 10 . The shapes of the curves are seen to be essentially the same. The oscillation amplitude, the collapse time and the mean probability all increase as the number of atomic levels increases. For a given M , the oscillating curve is again squeezed to the left when \bar{n} increases. Similar to the occupation probabilities described above, the level number M and the mean photon number \bar{n} have opposite effects on the time dependence of the photon distribution.

In the experimental investigation of a single atom interacting with the one-mode cavity field, the measurement of ionization signals of the atom in an external electric field has been regarded as one of the most useful techniques.^{12,17} It is therefore of interest to study the relation between the properties of the cavity field and atomic level occupation probabilities.

We now consider the slowly-varying complex field amplitude operators¹⁴

$$d_{1,2} = \frac{1}{2}(ae^{i\Omega t} \pm a^\dagger e^{-i\Omega t}) \quad (27)$$

and calculate the variance $\langle \Delta d_1 \rangle^2$ as a function of time for $M = 2, 4, 6$ and 8 . The results are shown in Fig. 5. As discussed in Ref. 14, the field is in the squeezed state whenever the variance becomes smaller than $1/4$. Upon comparing Fig. 5 with Figs. 2, 3 and 4, we find that whenever the field enters the squeezed state from its initial coherent state, P_M is in the neighborhood of its minimum while P_1 and $\langle n \rangle$ are both in the neighborhood of their maxima.

The opposite is true when the field leaves the squeeze state and moves back to the coherent state, namely, P_M is around its maximum and P_1 and $\langle n \rangle$ are around their minima. Thus we always have $dP_M/dt > 0$, $dP_1/dt < 0$ and $d\langle n \rangle/dt < 0$ when the field is squeezed. These characteristics of the interacting atom-field system indicate the following. The process by which the field evolves to and stays in the squeezed state for the first time corresponds to that by which the atom enters for the first time and stays in the absorption state, leaving the stimulated emission state. This implies that if the atom is initially in its ground state, the field enters into the squeezed state from the coherent state immediately when the interaction is switched on. The recent calculation of Shumovsky et al¹⁸ has confirmed this. We believe that the conclusions we have reached in this paper should be useful in observing the squeezed state of the field.

In Figs. 6 and 7 we plot the long-time behavior of P_M and P_1 for $M = 2, 4, 6$ and 8 , and $\bar{n} = 5$ and 10 . The curves show the following interesting features. For a fixed \bar{n} , the regular envelope shape of the first revival gradually turns into irregular oscillations as M increases, and the first revival time t_r shows slight but steady increase with increasing M . The regular shape of the envelope is restored, however, when \bar{n} increases for given M values. This means that only sufficiently strong fields can maintain the quantum collapse and revival phenomenon for multilevel atoms.

The time evolution of the mean photon number has similar properties to those of occupation probabilities as can be seen in Fig. 8. The first revival time of the mean photon number depends strongly upon the initial mean photon number \bar{n} and the atomic level number M . An increase of either \bar{n} or M can increase t_r . It is also noted from our numerical study that for small \bar{n} , irregular oscillations occur after the first collapse. As \bar{n} increases, the

irregularity disappears and $\langle n \rangle$ becomes stable until the next revival. The numerical value of this stable $\langle n \rangle$ increases with increasing M . This is because the number of cascade photons is also increasing.

IV. Conclusion

We have developed a fully quantum mechanical theory to treat the interacting system of a cascading M -level atom and cavity fields of arbitrary detunings, and investigated numerically the collapse and revival phenomena of the atomic level occupation probabilities and mean photon number. Our results indicate that for a given \bar{n} , the first collapse time t_c increases with increasing M and that \bar{n} and M have opposite influence on t_c . We have also found an interesting phenomenon. The field entering the squeezed state for the first time corresponds to the first absorption of the atom. This discovery should help the observation of the squeezed state in one-atom masers.

The first revival of occupation probabilities of multilevel atoms exhibits irregular oscillations as M increases, but the regular envelope can be restored by increasing the initial \bar{n} . The first revival time of the mean photon number increases quickly with increasing \bar{n} and M . This is quite different from the occupation probabilities for which the revival time changes rather slowly, especially when M is large.

Acknowledgments

This research was partially supported by the Office of Naval Research, the National Science Foundation under Grant CHE-8620274, and the Air Force Office of Scientific Research (AFSC), United States Air Force, under Contract F49620-86-C-0009. The United States Government is authorized to copy and

distribute reprints for governmental purposes notwithstanding any copyright notation hereon.

References

1. E. T. Jaynes and F. W. Cummings, Proc. IEEE 51, 89 (1963).
2. J. H. Eberly, N. B. Narozhny and J. J. Sanchez-Mondragon, Phys. Rev. Lett. 44, 1323 (1980).
3. H. I. Yoo and J. H. Eberly, Phys. Rev. 118, 239 (1985).
4. X. S. Li and N. Y. Bei, Phys. Lett. 101A, 169 (1984).
5. X. S. Li and Y. N. Peng, Phys. Rev. A 32, 1501 (1985).
6. A. S. Ohada and A. M. Abdel-Hafez, J. Mod. Opt. 34, 665 (1987).
7. X. S. Li, D. L. Lin and C. D. Gong, Phys. Rev. A 36, 5209 (1987).
8. Z. D. Liu, X. S. Li and D. L. Lin, Phys. Rev. A 36, 5220 (1987).
9. D. L. Lin, X. S. Li and Y. N. Peng, Phys. Rev. A 39, 1933 (1989).
10. P. Meystre, E. Geneux, A. Quattropani and A. Faist, Nuovo Cimento 25B, 521 (1975).
11. D. Meschede, H. Walther and G. Muller, Phys. Rev. Lett. 54, 551 (1985).
12. G. Rempe, H. Walther and N. Klein, Phys. Rev. Lett. 58, 353 (1987).
13. M. Brune, J. M. Raimond, P. Goy, L. Davidovich and S. Haroche, Phys. Rev. Lett. 59, 1899 (1987).
14. F. L. Li, X. S. Li and D. L. Lin, to be published.
15. F. L. Li, X. S. Li, T. F. George and D. L. Lin, to be published.
16. M. Hillery, Phys. Rev. A 35, 4186 (1987).
17. S. Haroche, in New Trends in Atomic Physics, Vol. 1, ed. by G. Grynberg and R. Stora (North-Holland, Amsterdam, 1984), p. 193 ff.
18. A. S. Shumovsky, F. Le Kien and E. I. Abskenderov, Phys. Lett. 124A, 351 (1987).

Figure Captions

1. Schematic energy level diagram of the M-level atom.
2. Evolution of the highest level occupation probability P_M for $\bar{n} = 5$ (solid line) and $\bar{n} = 10$ (dot-dashed line). (a) $M = 2$, (b) $M = 4$, (c) $M = 6$, (d) $M = 8$.
3. Evolution of the lowest-level occupation probability P_1 . Other notation is the same as in Fig. 2.
4. Evolution of the mean photon number \bar{n} . The scale on the left refers to the solid line ($\bar{n} = 5$), and the scale on the right refers to the dot-dashed line ($\bar{n} = 10$). (a) $M = 2$, (b) $M = 4$, (c) $M = 6$, (d) $M = 8$.
5. Evolution of the variance $(\Delta d_1)^2$. Other notation is the same as in Fig. 2.
6. Long-time behavior of P_M . (a) $\bar{n} = 5$ and (b) $\bar{n} = 10$.
7. Long-time behavior of P_1 . (a) $\bar{n} = 5$ and (b) $\bar{n} = 10$.
8. Long-time behavior of the mean photon number. (a) $\bar{n} = 5$, (b) $\bar{n} = 10$.

Fig. 1

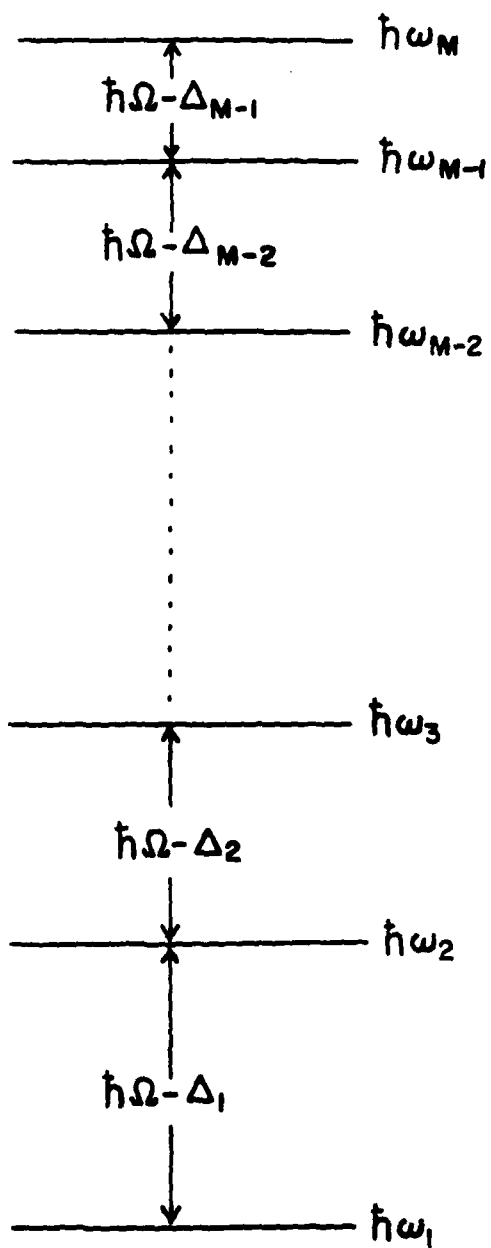


Fig. 2

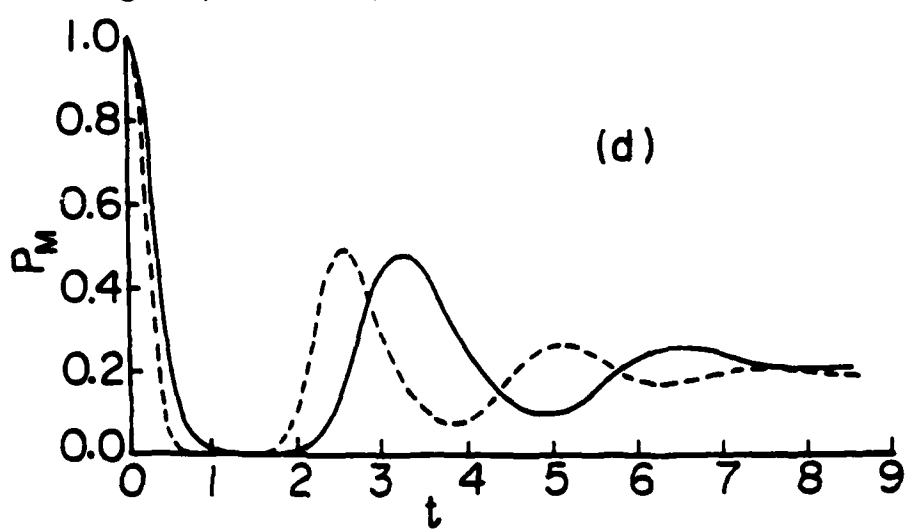
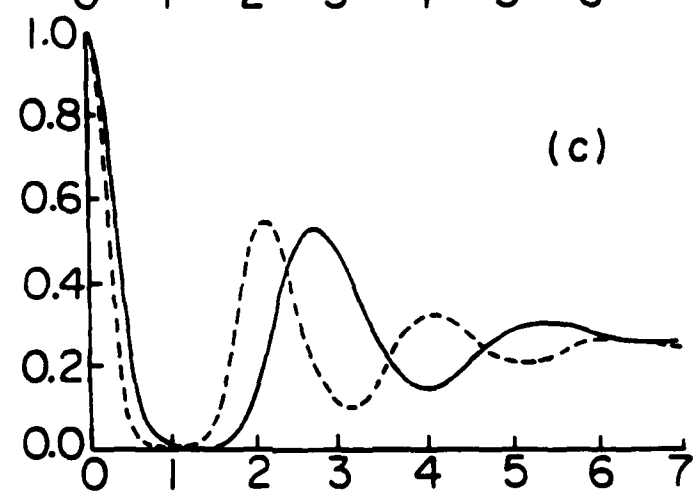
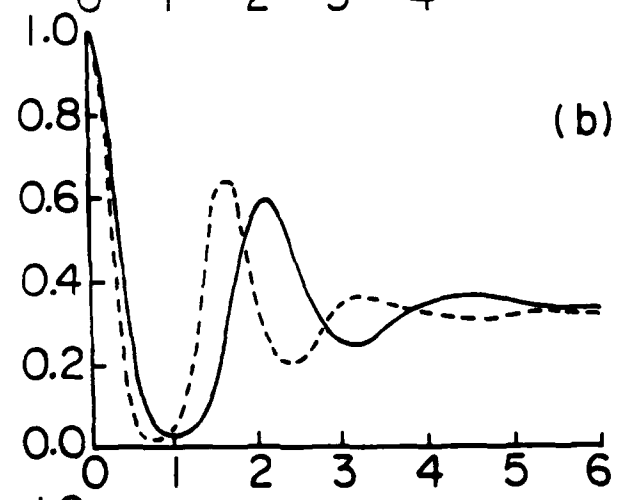
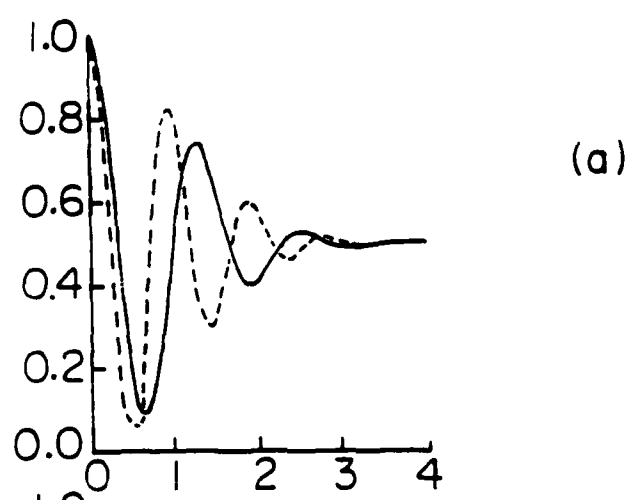


Fig. 3

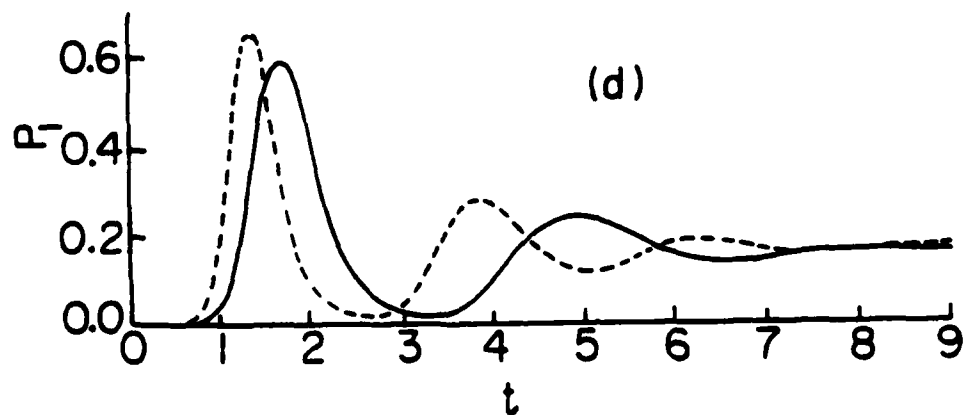
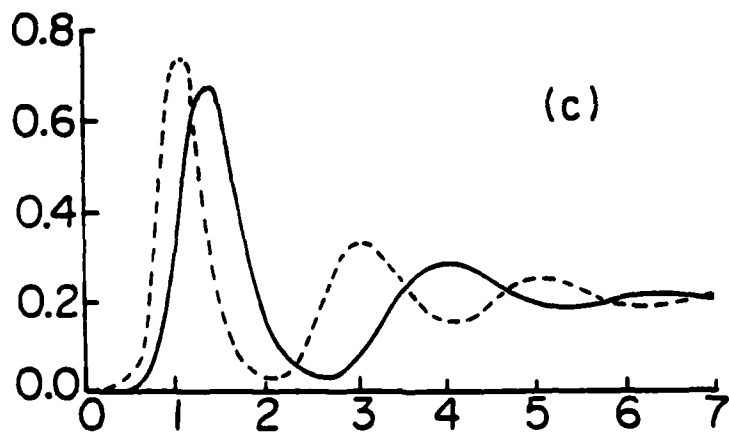
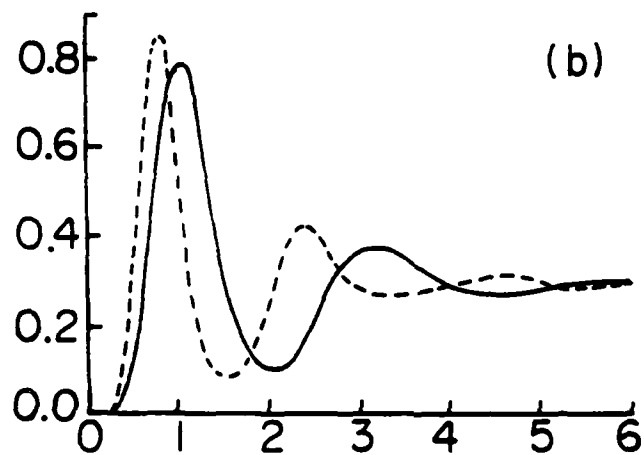
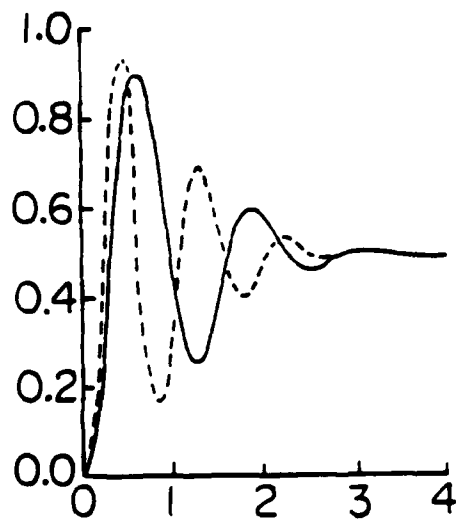


Fig. 4

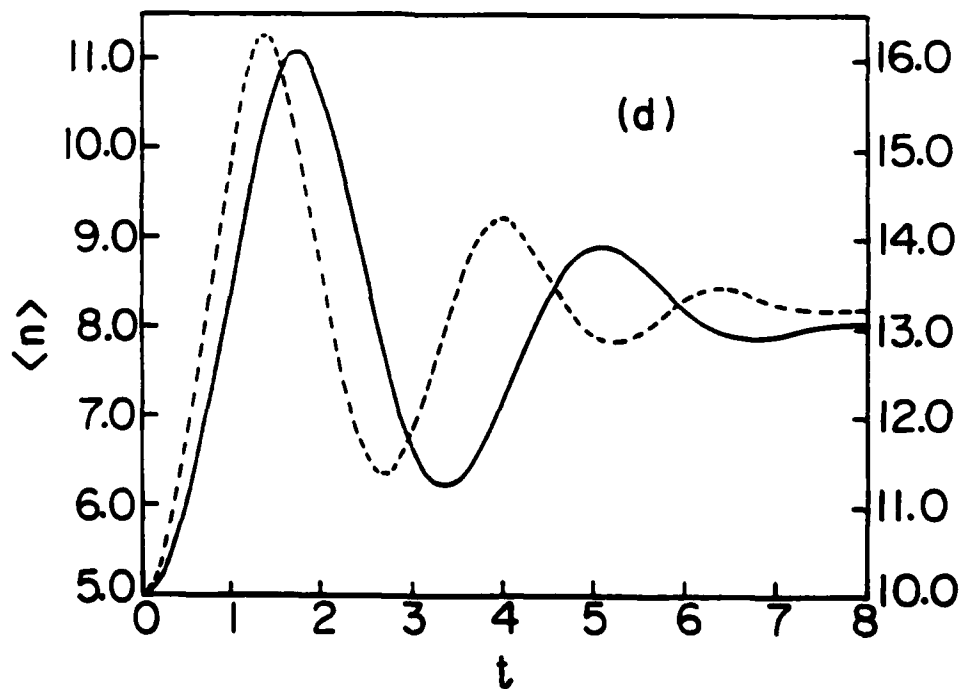
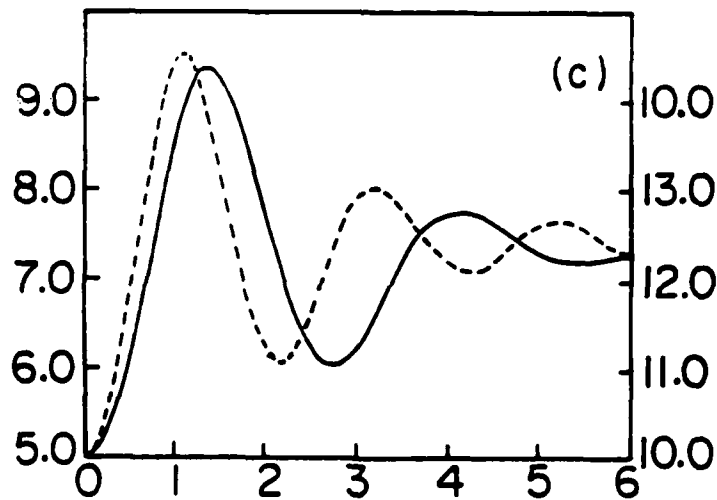
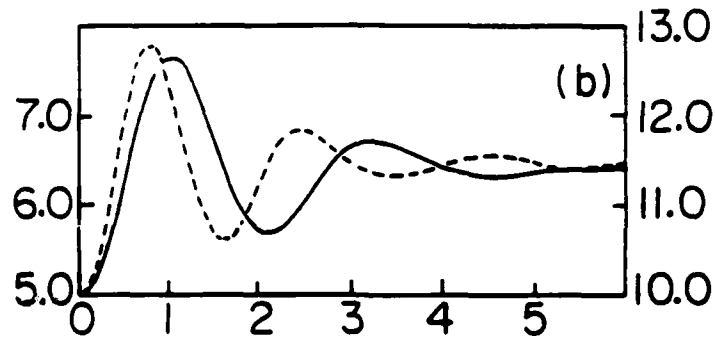
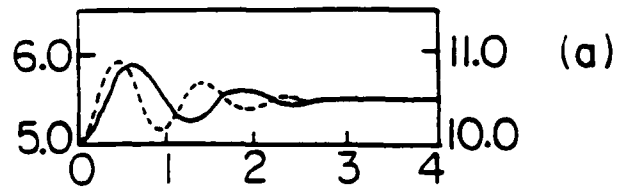
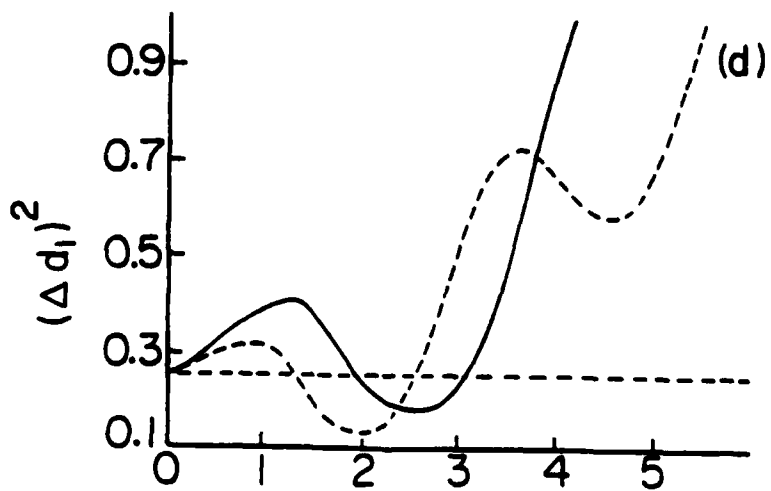
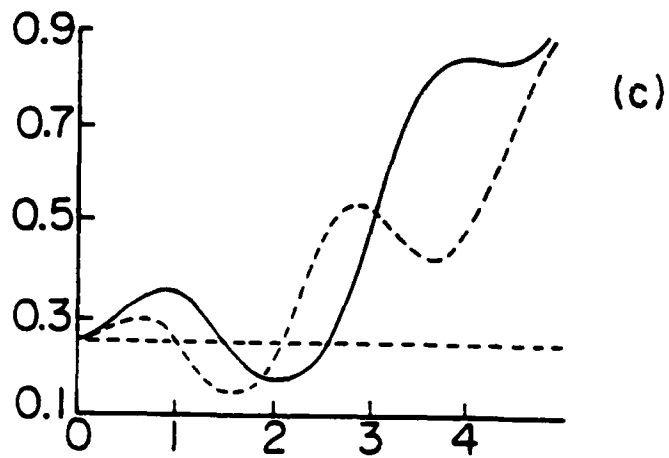
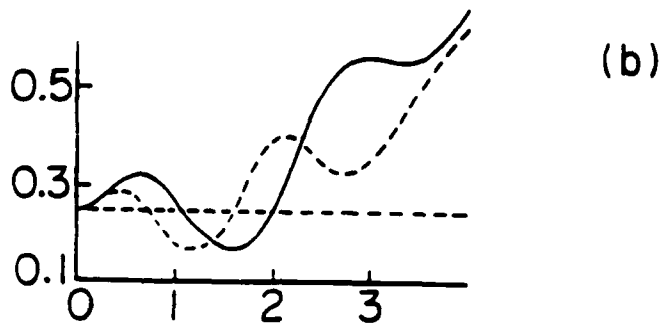
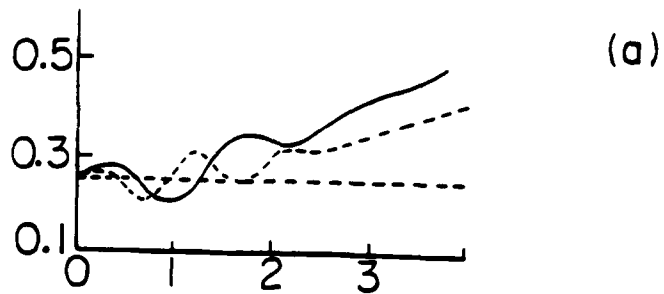
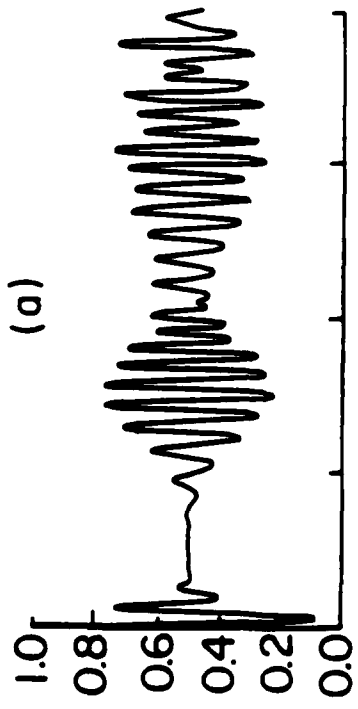
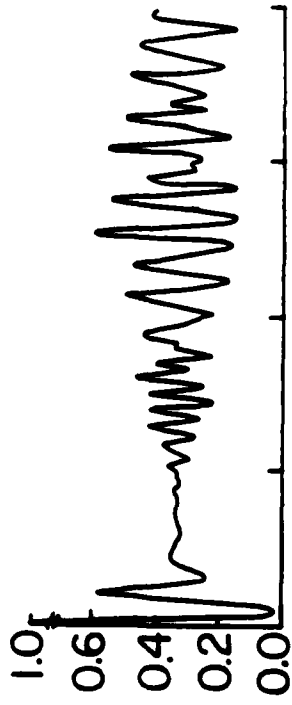


Fig. 5

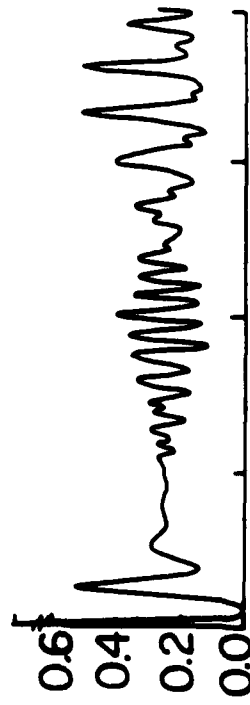




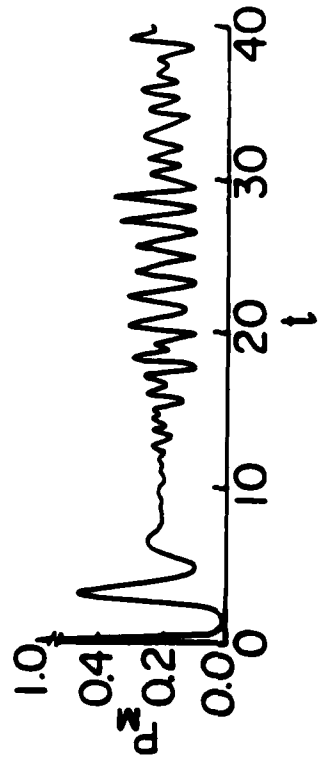
$M=2$



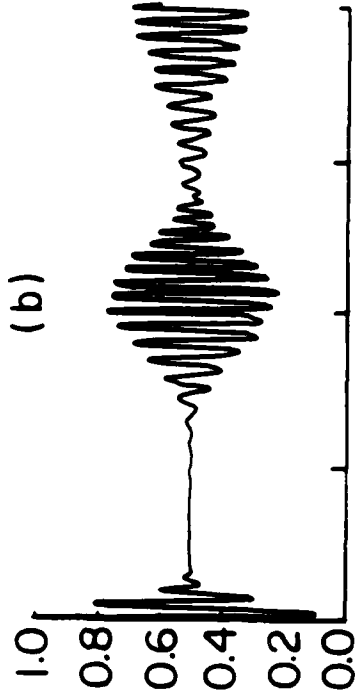
$M=4$



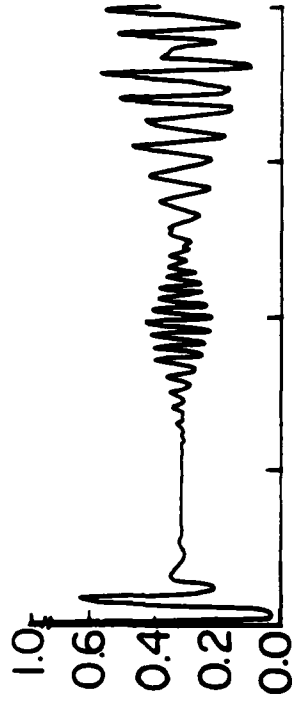
$M=6$



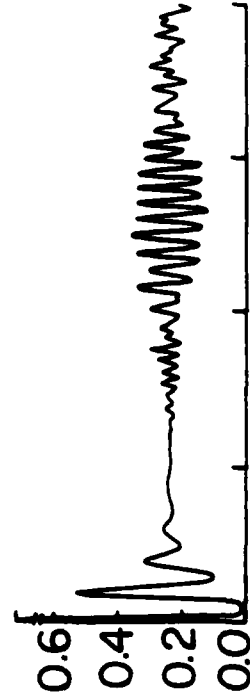
$M=8$



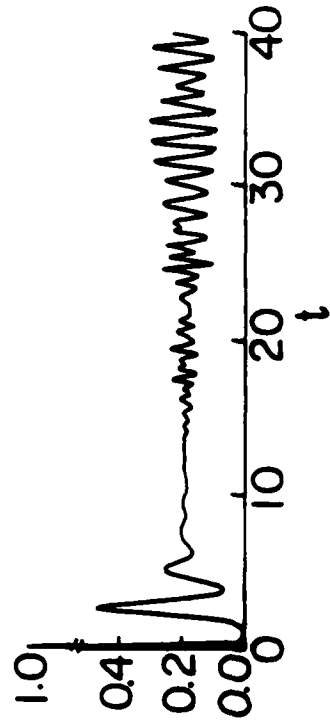
$M=2$



$M=4$



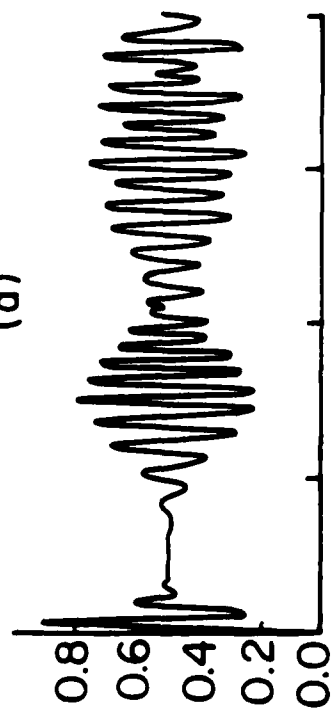
$M=6$



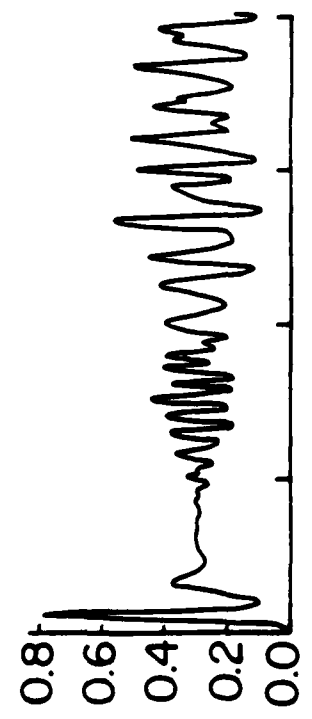
$M=8$

Fig. 6

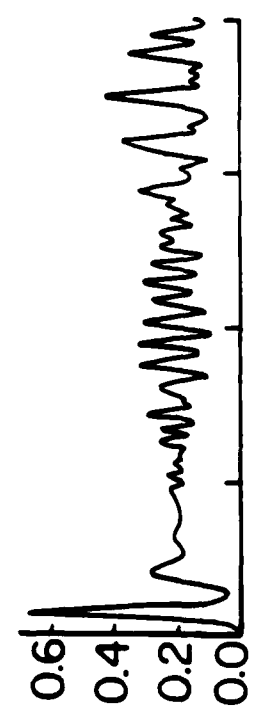
(a)



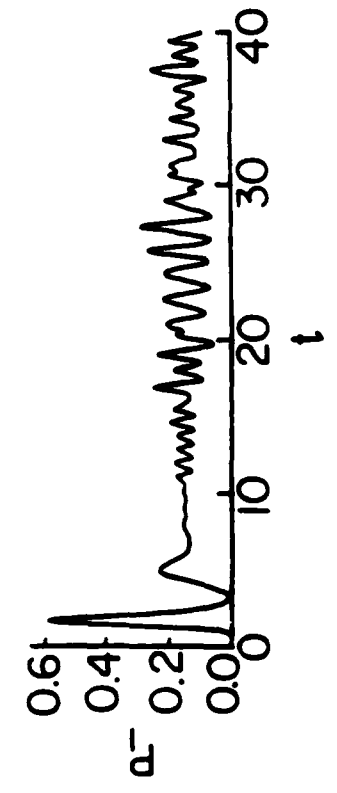
$M=2$



$M=4$



$M=6$



$M=8$

(b)

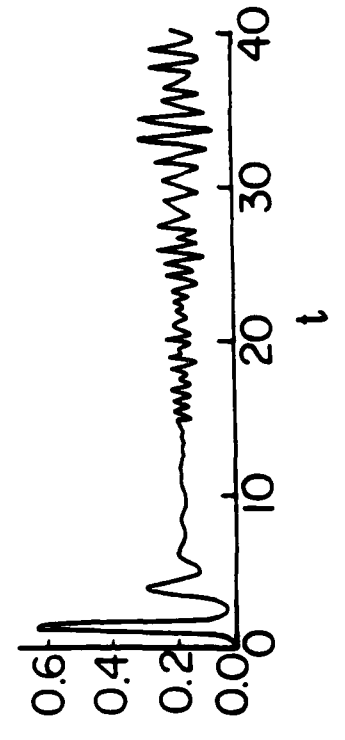
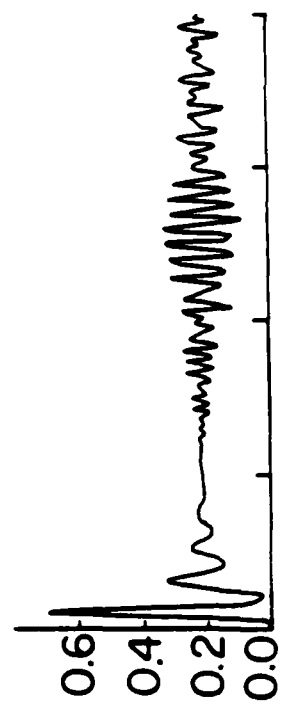
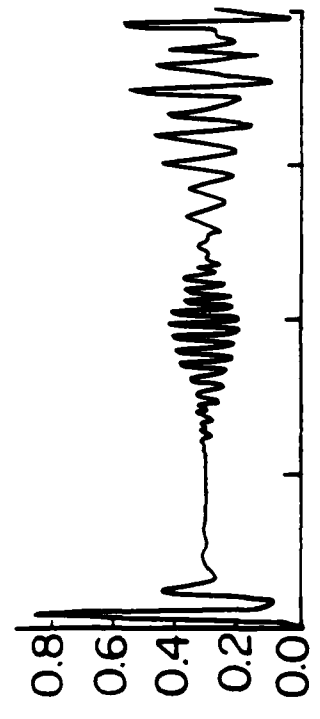
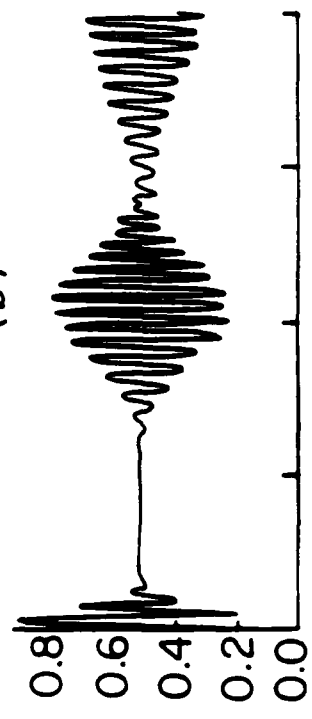
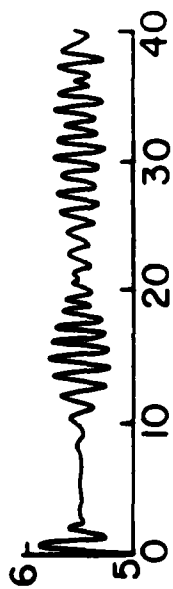
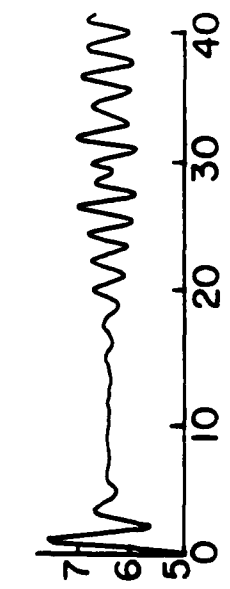


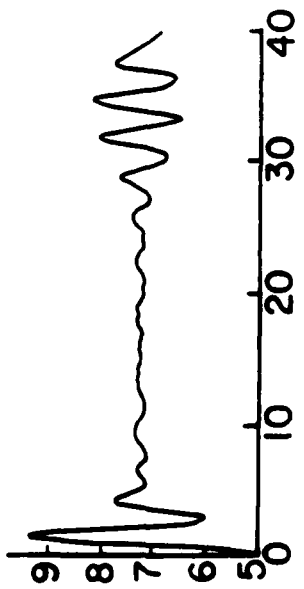
Fig. 7



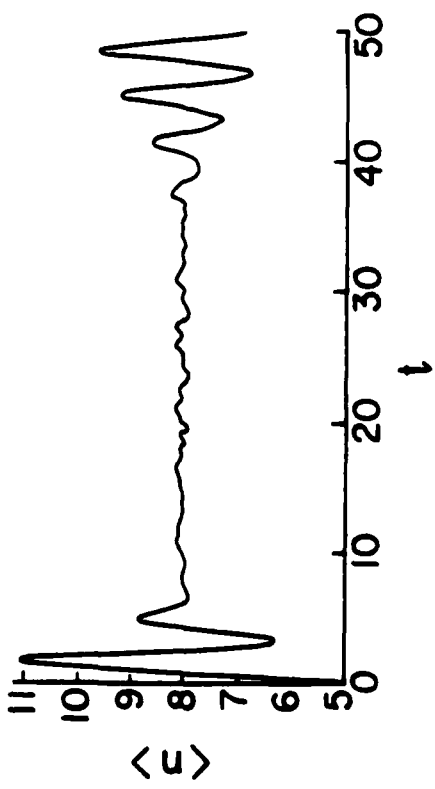
$M=2$



$M=4$



$M=6$



$M=8$

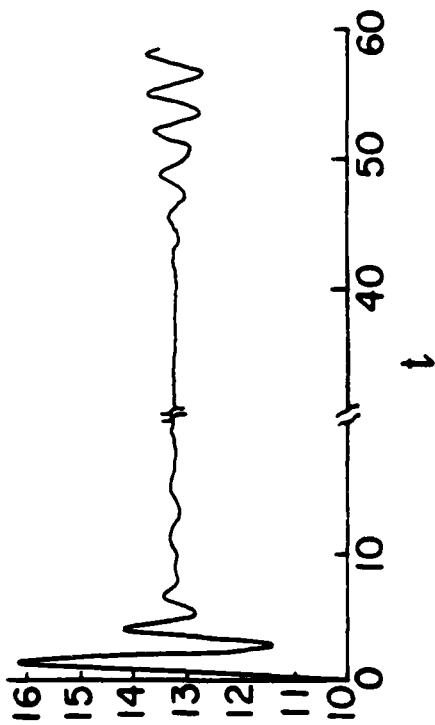
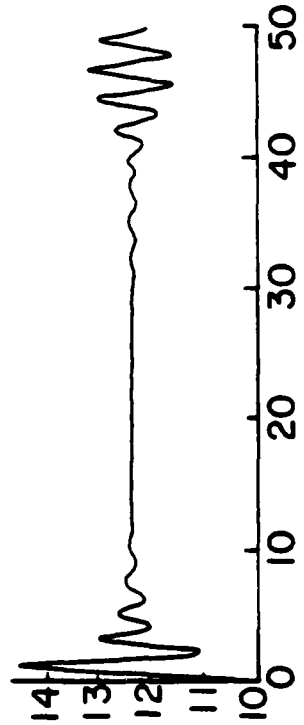
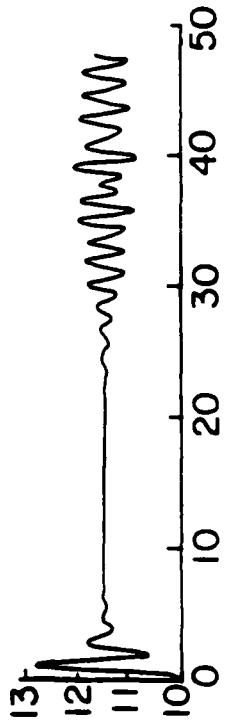
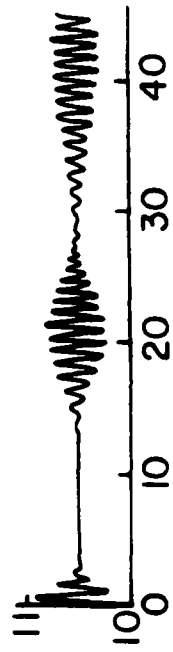


Fig. 8

TECHNICAL REPORT DISTRIBUTION LIST, GEN

| | <u>No. Copies</u> | | <u>No. Copies</u> |
|---|-----------------------|---|-----------------------|
| Office of Naval Research Attn: Code 1113 800 N. Quincy Street Arlington, Virginia 22217-5000 | 2 | Dr. David Young Code 334 NORDA NSTL, Mississippi 39529 | 1 |
| Dr. Bernard Duda Naval Weapons Support Center Code 50C Crane, Indiana 47522-5050 | 1 | Naval Weapons Center Attn: Dr. Ron Atkins Chemistry Division China Lake, California 93555 | 1 |
| Naval Civil Engineering Laboratory Attn: Dr. R. W. Drisko, Code L52 Port Hueneme, California 93401 | 1 | Scientific Advisor Commandant of the Marine Corps Code RD-1 Washington, D.C. 20380 | 1 |
| Defense Technical Information Center Building 5, Cameron Station Alexandria, Virginia 22314 | 12 high quality | U.S. Army Research Office Attn: CRD-AA-IP P.O. Box 12211 Research Triangle Park, NC 27709 | 1 |
| DTNSRDC Attn: Dr. H. Singerman Applied Chemistry Division Annapolis, Maryland 21401 | 1 | Mr. John Boyle Materials Branch Naval Ship Engineering Center Philadelphia, Pennsylvania 19112 | 1 |
| Dr. William Tolles Superintendent Chemistry Division, Code 6100 Naval Research Laboratory Washington, D.C. 20375-5000 | 1 | Naval Ocean Systems Center Attn: Dr. S. Yamamoto Marine Sciences Division San Diego, California 91232 | 1 |
| | | Dr. David L. Nelson Chemistry Division Office of Naval Research 800 North Quincy Street Arlington, Virginia 22217 | 1 |

ABSTRACTS DISTRIBUTION LIST, 056/625/629

Dr. J. E. Jensen
Hughes Research Laboratory
3011 Malibu Canyon Road
Malibu, California 90265

Dr. J. H. Weaver
Department of Chemical Engineering
and Materials Science
University of Minnesota
Minneapolis, Minnesota 55455

Dr. A. Reisman
Microelectronics Center of North Carolina
Research Triangle Park, North Carolina
27709

Dr. M. Grunze
Laboratory for Surface Science and
Technology
University of Maine
Orono, Maine 04469

Dr. J. Butler
Naval Research Laboratory
Code 6115
Washington D.C. 20375-5000

Dr. L. Interante
Chemistry Department
Rensselaer Polytechnic Institute
Troy, New York 12181

Dr. Irvin Heard
Chemistry and Physics Department
Lincoln University
Lincoln University, Pennsylvania 19352

Dr. K.J. Klaubunde
Department of Chemistry
Kansas State University
Manhattan, Kansas 66506

Dr. C. B. Harris
Department of Chemistry
University of California
Berkeley, California 94720

Dr. F. Kutzler
Department of Chemistry
Box 5055
Tennessee Technological University
Cookeville, Tennessee 38501

Dr. D. DiLella
Chemistry Department
George Washington University
Washington D.C. 20052

Dr. R. Reeves
Chemistry Department
Rensselaer Polytechnic Institute
Troy, New York 12181

Dr. Steven M. George
Stanford University
Department of Chemistry
Stanford, CA 94305

Dr. Mark Johnson
Yale University
Department of Chemistry
New Haven, CT 06511-8118

Dr. W. Knauer
Hughes Research Laboratory
3011 Malibu Canyon Road
Malibu, California 90265

ABSTRACTS DISTRIBUTION LIST, 056/625/629

Dr. G. A. Somorjai
Department of Chemistry
University of California
Berkeley, California 94720

Dr. J. Murday
Naval Research Laboratory
Code 6170
Washington, D.C. 20375-5000

Dr. J. B. Hudson
Materials Division
Rensselaer Polytechnic Institute
Troy, New York 12181

Dr. Theodore E. Madey
Surface Chemistry Section
Department of Commerce
National Bureau of Standards
Washington, D.C. 20234

Dr. J. E. Demuth
IBM Corporation
Thomas J. Watson Research Center
P.O. Box 218
Yorktown Heights, New York 10598

Dr. M. G. Lagally
Department of Metallurgical
and Mining Engineering
University of Wisconsin
Madison, Wisconsin 53706

Dr. R. P. Van Duyne
Chemistry Department
Northwestern University
Evanston, Illinois 60637

Dr. J. M. White
Department of Chemistry
University of Texas
Austin, Texas 78712

Dr. D. E. Harrison
Department of Physics
Naval Postgraduate School
Monterey, California 93940

Dr. R. L. Park
Director, Center of Materials
Research
University of Maryland
College Park, Maryland 20742

Dr. W. T. Peria
Electrical Engineering Department
University of Minnesota
Minneapolis, Minnesota 55455

Dr. Keith H. Johnson
Department of Metallurgy and
Materials Science
Massachusetts Institute of Technology
Cambridge, Massachusetts 02139

Dr. S. Sibener
Department of Chemistry
James Franck Institute
5640 Ellis Avenue
Chicago, Illinois 60637

Dr. Arnold Green
Quantum Surface Dynamics Branch
Code 3817
Naval Weapons Center
China Lake, California 93555

Dr. A. Wold
Department of Chemistry
Brown University
Providence, Rhode Island 02912

Dr. S. L. Bernasek
Department of Chemistry
Princeton University
Princeton, New Jersey 08544

Dr. W. Kohn
Department of Physics
University of California, San Diego
La Jolla, California 92037

ABSTRACTS DISTRIBUTION LIST, 056/625/629

Dr. F. Carter
Code 6170
Naval Research Laboratory
Washington, D.C. 20375-5000

Dr. Richard Colton
Code 6170
Naval Research Laboratory
Washington, D.C. 20375-5000

Dr. Dan Pierce
National Bureau of Standards
Optical Physics Division
Washington, D.C. 20234

Dr. R. Stanley Williams
Department of Chemistry
University of California
Los Angeles, California 90024

Dr. R. P. Messmer
Materials Characterization Lab.
General Electric Company
Schenectady, New York 22217

Dr. Robert Gomer
Department of Chemistry
James Franck Institute
5640 Ellis Avenue
Chicago, Illinois 60637

Dr. Ronald Lee
R301
Naval Surface Weapons Center
White Oak
Silver Spring, Maryland 20910

Dr. Paul Schoen
Code 6190
Naval Research Laboratory
Washington, D.C. 20375-5000

Dr. John T. Yates
Department of Chemistry
University of Pittsburgh
Pittsburgh, Pennsylvania 15260

Dr. Richard Greene
Code 5230
Naval Research Laboratory
Washington, D.C. 20375-5000

Dr. L. Kesmodel
Department of Physics
Indiana University
Bloomington, Indiana 47403

Dr. K. C. Janda
University of Pittsburgh
Chemistry Building
Pittsburg, PA 15260

Dr. E. A. Irene
Department of Chemistry
University of North Carolina
Chapel Hill, North Carolina 27514

Dr. Adam Heller
Bell Laboratories
Murray Hill, New Jersey 07974

Dr. Martin Fleischmann
Department of Chemistry
University of Southampton
Southampton 509 5NH
UNITED KINGDOM

Dr. H. Tachikawa
Chemistry Department
Jackson State University
Jackson, Mississippi 39217

Dr. John W. Wilkins
Cornell University
Laboratory of Atomic and
Solid State Physics
Ithaca, New York 14853

ABSTRACTS DISTRIBUTION LIST, 056/625/629

Dr. R. G. Wallis
Department of Physics
University of California
Irvine, California 92664

Dr. D. Ramaker
Chemistry Department
George Washington University
Washington, D.C. 20052

Dr. J. C. Hemminger
Chemistry Department
University of California
Irvine, California 92717

Dr. T. F. George
Chemistry Department
University of Rochester
Rochester, New York 14627

Dr. G. Rubloff
IBM
Thomas J. Watson Research Center
P.O. Box 218
Yorktown Heights, New York 10598

Dr. Horia Metiu
Chemistry Department
University of California
Santa Barbara, California 93106

Dr. W. Goddard
Department of Chemistry and Chemical
Engineering
California Institute of Technology
Pasadena, California 91125

Dr. P. Hansma
Department of Physics
University of California
Santa Barbara, California 93106

Dr. J. Baldeschwieler
Department of Chemistry and
Chemical Engineering
California Institute of Technology
Pasadena, California 91125

Dr. J. T. Keiser
Department of Chemistry
University of Richmond
Richmond, Virginia 23173

Dr. R. W. Plummer
Department of Physics
University of Pennsylvania
Philadelphia, Pennsylvania 19104

Dr. E. Yeager
Department of Chemistry
Case Western Reserve University
Cleveland, Ohio 41106

Dr. N. Winograd
Department of Chemistry
Pennsylvania State University
University Park, Pennsylvania 16802

Dr. Roald Hoffmann
Department of Chemistry
Cornell University
Ithaca, New York 14853

Dr. A. Steckl
Department of Electrical and
Systems Engineering
Rensselaer Polytechnic Institute
Troy, New York 12181

Dr. G.H. Morrison
Department of Chemistry
Cornell University
Ithaca, New York 14853