
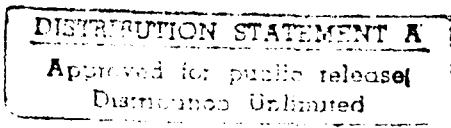


1

AD-A207 605

DOCUMENTATION PAGE

Form Approved  
OMB No. 0704-0188

1a. REPORT SECURITY CLASSIFICATION <i>Unclassified</i>		1b. RESTRICTIVE MARKINGS	
2a. SECURITY CLASSIFICATION AUTHORITY		3. DISTRIBUTION / AVAILABILITY OF REPORT  Approved for public release	
2b. DECLASSIFICATION / DOWNGRADING SCHEDULE			
4. PERFORMING ORGANIZATION REPORT NUMBER(S)  DIOR/ST19-88-PT-6		5. MONITORING ORGANIZATION REPORT NUMBER(S)	
6a. NAME OF PERFORMING ORGANIZATION NHS, Directorate for Information Operations and Reports	6b. OFFICE SYMBOL <i>(If applicable)</i>	7a. NAME OF MONITORING ORGANIZATION	
6c. ADDRESS (City, State, and ZIP Code)  Arlington, VA 22202-4302		7b. ADDRESS (City, State, and ZIP Code)	
8a. NAME OF FUNDING / SPONSORING ORGANIZATION	8b. OFFICE SYMBOL <i>(If applicable)</i>	9. PROCUREMENT INSTRUMENT IDENTIFICATION NUMBER	
8c. ADDRESS (City, State, and ZIP Code)		10. SOURCE OF FUNDING NUMBERS	
		PROGRAM ELEMENT NO.	PROJECT NO.
		TASK NO.	WORK UNIT ACCESSION NO.
11. TITLE ( <i>include Security Classification</i> ) Dollar Summary of Prime Contract Awards by Contractor, State or Country, and Place, FY 88 Part 6 (Spick & Spain Maintenance, Inc.-Zymed, Inc.)			
12. PERSONAL AUTHOR(S)			
13a. TYPE OF REPORT Annual	13b. TIME COVERED FROM _____ TO _____	14. DATE OF REPORT (Year, Month, Day) 1988	15. PAGE COUNT 381
16. SUPPLEMENTARY NOTATION			
17. COSATI CODES		18. SUBJECT TERMS ( <i>Continue on reverse if necessary and identify by block number</i> )	
FIELD	GROUP	SUB-GROUP	
19. ABSTRACT ( <i>Continue on reverse if necessary and identify by block number</i> )			
 			
20. DISTRIBUTION / AVAILABILITY OF ABSTRACT <input type="checkbox"/> UNCLASSIFIED/UNLIMITED <input type="checkbox"/> SAME AS RPT. <input type="checkbox"/> DTIC USERS		21. ABSTRACT SECURITY CLASSIFICATION	
22a. NAME OF RESPONSIBLE INDIVIDUAL		22b. TELEPHONE ( <i>Include Area Code</i> )	22c. OFFICE SYMBOL

(DOLLARS IN THOUSANDS)

CONTRACTOR	CITY	STATE/ COUNTRY	DOD TOTAL	ARMY	NAVY	AIR FORCE	DLA	OCE	ODA
SPICK & SPAIN MAINTENANCE IN Camp Lejeune		N Carol	26 26		26 26				
SPIEGELBERG LBR BLDG COMPANY	Malmstrom AFB	Montana	123			123			
SPIEGELBERG LBR BLDG COMPANY	Francis E Warren A	Wyoming	103 226			103 226			
SPIERS WALTZ CONSULTING ENGR	Virginia Beach	Virgini	128 128		128 128				
SPIESS CONSTRUCTION CO INC	March Air Force Ba	Califor	28 28			28 28			
SPELLIS CANDELA & PARTNERS		EL SALV	193 193		193 193				
SPILMAN SANITATION SERVICES	Dougherty	Georgia	31 31		31 31				
SPINDLER CONSTRUCTION CORP	Hill Air Force Bas	Utah	1,836 1,836	1,836 1,836					
SPINKS INDUSTRIES INC	Fort Worth	Texas	46- 46-	46- 46-					
SPIRAL TOOL CORP	New York	New Yor	1,044 1,044		1,044 1,044				
SPIRATEX COMPANY INC	Romulus	Michiga	36 36		36 36				
SPIRAX SARCO INC	Allentown	Penn	245		79				
SPIRAX SARCO INC	Allentown-Bethlehe	Penn	34 279		34 113				
SPIRE CORPORATION	Bedford	Mass	4,974 4,974	3,410 3,410	114 114	1,332 1,332			118 118
SPIRIT ENTERPRISES INC	Fairfield	Califor	226 226			226 226			
SPIRIT OF AMERICA AIRLINES	Burlingame	Califor	1,621 1,621			1,621 1,621			
SPIRO BUILDERS INC	Sallisaw	Oklahom	239 239						239 239
SPITTA FLEISCH REUTER SPITTA		GERMANY	1,691 1,691						1,691 1,691
SPITTA MUELLER & CO GMBH		GERMANY	223						223

Accession For	
NTIS	<input checked="" type="checkbox"/> GRA&I
ERIC	<input type="checkbox"/> TAB
Unannounced	<input type="checkbox"/>
Justification	
By	
Distribution/	
Availability Codes	
Dist	Availability/ or Special
A-1	



CONTRACTOR	CITY	STATE/ COUNTRY	DOD TOTAL	(DOLLARS IN THOUSANDS)				DLA	OCE	ODA
				ARMY	NAVY	AIR FORCE				
SPITTA MUELLER & CO GMBH		NETHERL	40 263	40 40			223			
SPOHRER CONSTRUCTION CO INC	Hammond Air Nation	Louisia	91 91	91 91			156 156			
SPOKANE AIRWAYS INC	Spokane Int A/P	Washing	156 156							
SPOKANE EXCAVATING & DEVELOP	Umatilla	Oregon	249 249	249 249						
SPOKANE INDUSTRIES INC	Spokane	Washing	1,024 1,024		82 82	555 555			387 387	
SPOKANE METAL PRODUCTS	Spokane	Washing	32 32	32 32						
SPORICIDIN INTERNATIONAL	Rockville	Marylan	170 170				170 170			
SPORT & SKI LATCH		GERMANY	78 78	78 78						
SPORT ROESSELE		GERMANY	33 33	33 33						
SPORTS OFFICIAL UNLIMITED	Fort Rucker	Alabama	32 32	32 32						
SPORTS OFFICIALS SERVICE	White Sands Ms1 Rg	New Mex	29 29	29 29						
SPORTS UNLIMITED INC	Buzzards Bay	Mass	147 147			147 147				
SPORTSMENS PRODUCTS INTRNTNL	City of Industry	Califor	52 52	52 52						
SPOT IMAGE CORP	Reston	Virgini	34 34						34 34	
SPOTTS BROTHERS, INC.	Fort Indiantown Ga	Penn	42 42	42 42						
SPOTTS, STEVENS AND MC COY,	Fort Dix	New Jer	235 235	235 235						
SPR NEWS SOURCE	Minneapolis	Minneso	42 42						42 42	

CONTRACTOR	CITY	STATE/ COUNTRY	DOD TOTAL	(DOLLARS IN THOUSANDS)				AIR FORCE	DLA	OCE	ODA
				ARMY	NAVY	DA	DDA				
SPRACO INC	Saint Charles	Illinois	33 33								
SPRADLIN CORPORATION	Andrews AFB	Marylan	30 30				30 30				
SPRAGUE ELECTRIC COMPANY	Laurel	Marylan	39 39				39 39				
SPRAGUE, C H & SON COMPANY	Portsmouth	N.H.	1,350 1,350						1,350 1,350		
SPRANKLE LYND & SPRAGUE INC	Monterey	Califor	457				457				
SPRANKLE LYND & SPR/GUE INC	Alameda	Califor	332 789				332 789				
SPRATT W C INC	Dahlgren	Virgini	230				230				
SPRATT W C INC	Quantico	Virgini	371				371				
SPRATT W C INC	Quantico Marine Co	Virgini	92 693				92 693				
SPRAY BOOTH SYSTEMS INC	Charleston	S Carol	55				55				
SPRAY BOOTH SYSTEMS INC	Fort Worth	Texas	464 519	57 57			187 242	220 220			
SPRAY ON SYSTEMS INC	Pittsburgh	Int A/P Penn	60 60					60 60			
SPREAD SPECTRUM SCIENCES	Palmer Lake	Colorad	48 48					48 48			
SPRENGNETHER INSTRUMENTS INC	St. Louis	Missour	47 47					47 47			
SPRIGGS AUSTIN L ASSOCIATES	Washington	D.C.	34 34					34 34			
SPRING BRAKE AND WHEEL INC	Miami Beach	Florida	35							35	
SPRING BRAKE AND WHEEL INC	Chicago	Illinois	50							50	
SPRING BRAKE AND WHEEL INC	Kokomo	Indiana	56							56	
SPRING BRAKE AND WHEEL INC	Florence	Kentuck	37							37	
SPRING BRAKE AND WHEEL INC	Henderson	Kentuck	132							132	
SPRING BRAKE AND WHEEL INC	Buffalo	New Yor	87							87	
SPRING BRAKE AND WHEEL INC	Toledo	Ohio	92							92	
SPRING BRAKE AND WHEEL INC		UNITED	45 534							45 534	
SPRING ENGINEERS INC	Houston	Texas	39 39							39 39	
SPRING LAKE SERVICES	Avon Park	Florida	402 402							402 402	

(DOLLARS IN THOUSANDS)

CONTRACTOR	CITY	STATE/ COUNTRY	DOD TOTAL	ARMY	NAVY	AIR FORCE	DLA	OCE	ODA
SPRING STREET FOUNDATION INC	Williams AFB	Arizona	237			237			
SPRING STREET FOUNDATION INC	Edwards AFB	Califor	235			235			
			472			472			
SPRINGBORN GROUP INC	Enfield	Conn	180	180					
			180	180					
SPRINGFIELD BUILDING MAINT	Bossier City	Louisia	304			304			
			304			304			
SPRINGFIELD CITY OF	Stover	Missour	230				230		
			230				230		
SPRINGFIELD SERVICE COMPANY	Point Mugu PMTC	Califor	167		167				
			167		167				
SPRINGHILL COLLEGE	Mobile	Alabama	48	48					
			48	48					
SPRINKLER CO INC	Fort Benning	Georgia	138	138					
			138	138					
SPRINKLER CONTRACTORS INC	Fort Benning	Georgia	145	145					
			145	145					
SPROUL, H. B. CONSTRUCTION C	Tobyhanna Army Dep	Penn	651	651					
			651	651					
SPROUSE PETE CONSTRUCTION INC	Colorado Springs	Colorad	144			144			
SPROUSE PETE CONSTRUCTION INC	Fort Carson	Colorad	412	412					
			556	412		144			
SPRUILL REALTY/CONSTRUCTION	Charlotte	N Carol	310	310					
			310	310					
SPS MECH CO INC	Anniston	Alabama	25	25					
SPS MECH CO INC	Anniston Army Depo	Alabama	478	478					
SPS MECH CO INC	Fort McClellan	Alabama	263	263					
SPS MECH CO INC	Buford	Georgia	138						138
SPS MECH CO INC	Carters	Georgia	278	766					278
			1,182						416
SPS TECHNOLOGIES INC	Santa Ana	Califor	954		318	171	465		
SPS TECHNOLOGIES INC	Elkins Park	Penn	29			29			
SPS TECHNOLOGIES INC	Jenkintown	Penn	3,392	871	228	806	1,487		
SPS TECHNOLOGIES INC	Philadelphia	Penn	88	871	546	1,006	2,040		
			4,463						
SPSS INC	Chicago	Illinois	68		68				
			68						

		(DOLLARS IN THOUSANDS)							
CONTRACTOR	CITY	STATE/ COUNTRY	DOD TOTAL	ARMY	NAVY	AIR FORCE	DLA	OCE	ODA
SPUTTERTEX CORPORATION	Dallas	Texas	412 412			412 412			
SQUARE D COMPANY	Kissimmee Park	Florida	198				198		
SQUARE D COMPANY	Pinellas Park	Florida	92 290				92 290		
SQUIBB E R & SONS INC	La Mirada	Califor	84 84	29 29		55 55			
SQUIBB E R & SONS INC	Atlanta	Georgia	342 342	342 342					
SQUIBB E R & SONS INC	New Brunswick	New Jer	1,792	52			1,740		
SQUIBB E R & SONS INC	Greensboro	N Carol	49				49		
SQUIBB E R & SONS INC	Kenly	N Carol	2,242				2,242		
SQUIBB E R & SONS INC		DENMARK	63				63		
SQUIBB E R & SONS INC	Humacao	PUERTO	1,314 5,460	52			1,314 5,408		
SRI INTERNATIONAL	Menlo Park	Califor	66,580	33,362	14,057	12,472	1,839		4,850
SRI INTERNATIONAL	Arlington	Virgini	975		975				
SRI INTL	Menlo Park	Califor	67,555	33,362	15,032	12,472	1,839		4,850
SRI INTL	Menlo Park	Califor	50 50		50 50				
SRM CONSTRUCTION CORP	Westhampton Beach	New Yor	63 63	63 63					
SRS TECHNOLOGIES	Huntsville	Alabama	9,651	9,421	230				
SRS TECHNOLOGIES	Camarrillo	Califor	1,310		1,310				
SRS TECHNOLOGIES	Irvine	Califor	1,250						
SRS TECHNOLOGIES	Newport Beach	Califor	8,733	1,656	264	750			250
SRS TECHNOLOGIES	Point Mugu PMTC	Califor	1,769	1,769	1,769				6,063
SRS TECHNOLOGIES	San Diego	Califor	155		155				
SRS TECHNOLOGIES	Santa Ana	Califor	98			98			
SRS TECHNOLOGIES	Vandenberg AFB	Califor	1,091			1,091			
SRS TECHNOLOGIES	Colorado Springs	Colorad	1,719			1,719			
SRS TECHNOLOGIES	Falls Church	Virgini	3,309		3,309				
SRS TECHNOLOGIES	Falls Church	Virgini	27,085	11,077	7,037	2,658			6,313
SRW COMPUTER COMPONENTS INC	Fountain Valley	Califor	37 37		37 37				
SS PRECISION CO	New York	New Yor	63 63		63 63				
SSANG IN CONSTRUCTION CO LTD		KOREA,	54 54		54 54				

(DOLLARS IN THOUSANDS)									
CONTRACTOR	CITY	STATE/ COUNTRY	DOD TOTAL	ARMY	NAVY	AIR FORCE	DLA	OCE	ODA
SSANG YONG MOTOR CO		KOREA.	441 441	441 441					
SSANGYONG CONSTRUCTION CO		GUAM	208			208			
SSANGYONG CONSTRUCTION CO		KOREA,	1,277 1,485	1,277 1,277		208			
SSDS INC	Littleton	Colorad	437	437					890
SSDS INC	Alexandria	Virgini	890 1,327	437					890
SSFME ENGINEERS INC	Kunia	Hawaii	31 31	31 31					
SSI FOOD SERVICES INC	Wilder	Idaho	72 72				72 72		
SSMC	Mobile	Alabama	63	63					
SSMC	Washington	D.C.	133	33		100			
SSMC	Landover	Marylan	100 296	96		100 200			
SSUNNOL INC	Coalgate	Oklahom							
ST JAMES CONSTRUCTION CO	Corpus Christi	Texas	173 173				173 173		
ST ANSELM COLLEGE	Manchester	N.H.	30 30	30 30					
ST AUGUSTINE TRAWLERS INC	Saint Augustine	Florida	29			29			
ST AUGUSTINE TRAWLERS INC	Saint Petersburg	Florida	47 76			29		47 47	
ST BONAVENTURE UNIVERSITY	St. Bonaventure	New Yor	157 157	157 157					
ST CLAIR ELECTRIC PRODUCTS C	Mount Clemens	Michiga	129 129	129 129					
ST FRANCIS ELECTRIC	Oakland	Califor	152 152				152 152		
ST IVES LABORATORIES CORP	Rolling Hills	Califor	451 451				451 451		
ST JOE COMMUNICATION INC	Port Saint Joe	Florida	407						407
ST JOE COMMUNICATION INC	Atlanta	Georgia	46 453						46 453

CONTRACTOR	CITY	STATE/ COUNTRY	DOD TOTAL	ARMY	NAVY	AIR FORCE	(DOLLARS IN THOUSANDS)		
							DLA	OCE	ODA
ST JOHNS UNIVERSITY	New York	New Yor	79 79	79 79					
ST JOSEPH'S UNIVERSITY	Philadelphia	Penn	421 421			421 421			
ST JOSEPHS COLLEGE	North Windham	Maine	26 26	26 26					
ST LAWRENCE INC	Romulus	Michiga	31 31			31 31			
ST LAWRENCE UNIVERSITY	Canton	New Yor	365 365	365 365					
ST LOUIS AIR CONDITIONING	St. Louis	Missour	234 234						234 234
ST LOUIS CHAMINADE EDUC T L CT Schofield Barracks	Hawaii		25 25	25 25					
ST LOUIS CONVEYOR CO	Dover	Delawar	130			130			
ST LOUIS CONVEYOR CO	Round Lake	Illinois	31 161			31 130	31 31		
ST LOUIS ENGINEERING & MFG C	St. Louis	Missour	27- 27-	27- 27-					
ST LOUIS TCKPOINTING PNTG CO East Saint Louis		Illinois	64	64					
ST LOUIS TCKPOINTING PNTG CO Columbus AFB		Miss	41 105	41 64		41 41			
ST LOUIS UNIVERSITY	Cahokia	Illinois	30			30			
ST LOUIS UNIVERSITY	Glenview	Illinois	25			25			
ST LOUIS UNIVERSITY	St. Louis	Missour	357	199		158			
ST LOUIS UNIVERSITY	St. Louis Army Amm	Missour	289 701	199		289 213	289 289		
ST MARY ENTERNC FED PLTS ASS Saint Marys		Georgia	168 168				168 168		
ST MARYS CNTY DEVELOPMNTL C Patuxent River NAT	Marylan		33 33				33 33		
ST MARYS UNIV SAN ANTONIO	San Antonio	Texas	183 183	183 183					
ST MICHAELS COLLEGE	Winooski	Vermont	197 197						197 197
ST ONGE RUFF PLANNERS	North Charleston	S Carol	36				36		

(DOLLARS IN THOUSANDS)

CONTRACTOR	CITY	STATE/ COUNTRY	DOD TOTAL	ARMY	NAVY	AIR FORCE	DLA	OCE	ODA
ST ONGE RUFF PLANNERS		PHILIPP	645 681		645 681				
ST PHILLIPS COLLEGE	San Antonio	Texas	140 140	140 140					
ST THOMAS ENTERPRISES	Mather AFB	Califor	220 220			220 220			
ST-SEMICON INC	Bloomington	Indiana	36 36		36 36				
STA-CON CONSTRUCTION INC	Wright Patterson A Ohio		170 170			170 170			
STA-RITE INDUSTRIES INC	Sacramento	Califor	26 26	26 26					
STAATL HOCHBAUMT HEIDELBERG		GERMANY	282 282			282 282			
STAATSBAUAMT		GERMANY	152 152			152 152			
STACK C W & ASSOCIATES INC	Quantico	Virgini	47 47		47 47				
STACO ENERGY PRODUCTS, INC	Dayton	Ohio	124 124				124 124		
STACOR CORPORATION	Aurora Newark	Illinoi New Jer	56 36 92			56 36 92			
STACOSWITCH, INC	Costa Mesa	Califor	323	49		178	96		
STACOSWITCH, INC	Santa Ana	Califor	100 423	49	100 100	178	96		
STADCO	Los Angeles	Califor	242 242		242 242				
STADT SCHWABEISCH GMUEND		GERMANY	26 26	26 26					
STADTREINIGUNGS*AMI		GERMANY	518 518			518 518			
STADTVERWALTUNG		GERMANY	181 181			181 181			
STADTVERWALTUNG KAISERSLAUTE		GERMANY	1,058 1,058			1,058 1,058			

(DOLLARS IN THOUSANDS)

CONTRACTOR	CITY	STATE/ COUNTRY	DOD TOTAL	ARMY	NAVY	AIR FORCE	DLA	OCE	ODA
STADTWERKE DINKELSBUEHL		GERMANY	58 58	58 58					
STADTWERKE KAISERSLAUTERN		GERMANY	3,672			3,672 3,672			
STAEFA CONTROL SYSTEM, INC	Luke Air Force Bas	Arizona	40	484		40			
STAEFA CONTROL SYSTEM, INC	Air Force Academy	Colorad	524	484		40			
STAFFCO CONSTRUCTION, INC	Wright Patterson A Ohio		4,784 4,784	2,619 2,619		2,165 2,165			
STAFFORD AQUA SYSTEMS INC	Washington	D. C.	25 25	25 25					
STAFFORD ARCHITECTS THE	Oak Harbor	Washing	203		203				
STAFFORD ARCHITECTS THE	Seattle	Washing	242		203	39 39			
STAFFORD MACHINERY CORP	Watertown	New Yor	197 197		197 197				
STAFFORD'S MIGHTY MAID, INC	Wright Patterson A Ohio		963 963			963 963			
STAHL INC	Memphis	Tenness	70 70				70 70		
STAHLGRUBER GMBH & CO KG		GERMANY	76 76	76 76					
STAIB-REISEN		GERMANY	283 283	283 283					
STAINLESS STEEL PRODUCTS INC	Burbank	Califor	1,705 1,705		227 227	1,279 1,279	199 199		
STALEY CONTINENTAL INC	Chicago	Illinois	315 315				315 315		
STALEY JOE K OIL COMPANY INC	Greenacres	Washing	18 18				18 18		
STALKER CORPORATION THE	Columbus	Indiana	179	179					
STALKER CORPORATION THE	Essexville	Michiga	4,899 5,078	4,848 5,027		51 51			
STALLION EQUIP	Luke Air Force Bas	Arizona	29 29			29 29			

(DOLLARS IN THOUSANDS)

CONTRACTOR	CITY	STATE/ COUNTRY	DOD TOTAL	ARMY	NAVY	AIR FORCE	DLA	OCE	ODA
STALLWORTH LUMBER COMPANY	Bearden	Arkansa	36				36		
STALLWORTH LUMBER COMPANY	Mayfield	Kentuck	216				216		
STALLWORTH LUMBER COMPANY	Fernwood	Miss	40				40		
STALLWORTH LUMBER COMPANY	Hazlehurst	Miss	79				79		
STALLWORTH LUMBER COMPANY	Picayune	Miss	61				61		
STALLWORTH LUMBER COMPANY	Broken Bow	Oklahom	32				32		
STALLWORTH LUMBER COMPANY	Corrigan	Texas	64				64		
STALLWORTH LUMBER COMPANY	Crozet	Virgini	51				51		
STALLWORTH LUMBER COMPANY			579				579		
STAMBAUGHS AIR SERVICE INC	Brunswick	Georgia	341		341				
STAMBAUGHS AIR SERVICE INC	Middletown	Penn	6,262		6,262				
STAMBAUGHS AIR SERVICE INC			6,603		6,603				
STAMM-SCHEELE INC	Fort Polk	Louisia	32	32					
STAMM-SCHEELE INC			32	32					
STAMPER CONSTRUCTION CORP	Fort Ritchie	Marylan	120	120					
STAMPER CONSTRUCTION CORP			120	120					
STAMPING TECHNOLOGIES INC	Cincinnati	Ohio	529	529					
STAMPING TECHNOLOGIES INC			529	529					
STAN MARTIN & ASSOC	Redwood City	Califor	348						348
STAN MARTIN & ASSOC			348						348
STANADYNE INC	Fuquay-Varina	N Carol	527	527					
STANADYNE INC	Jacksonville	N Carol	212	212					
STANADYNE INC			739	739					
STANCIL CORPORATION	Santa Ana	Califor	3,193			3,193			
STANCIL CORPORATION			3,193			3,193			
STANCO TOOL & DIE CO INC	Southbridge	Mass	989		109	880			
STANCO TOOL & DIE CO INC			989		109	880			
STANDARD & POOR'S CORPORATIO	Washington	D.C.	40		40				
STANDARD & POOR'S CORPORATIO	New York	New Yor	51		40	51			
STANDARD & POOR'S CORPORATIO			91		40	51			
STANDARD ARMAMENT INC	Glendale	Califor	151	33	118				
STANDARD ARMAMENT INC			151	33	118				
STANDARD BOURG COLLATORS OF	New Bedford	Mass	28	28					
STANDARD BOURG COLLATORS OF			28	28					
STANDARD BUSINESS PRODUCTS I	St. Louis	Missour	67	34					33
STANDARD BUSINESS PRODUCTS I			67	34					33
STANDARD CARBON CO	Steubenville	Ohio	84		84				
STANDARD CARBON CO			84		84				

		(DOLLARS IN THOUSANDS)							
CONTRACTOR	CITY	STATE/ COUNTRY	DOD TOTAL	ARMY	NAVY	AIR FORCE	DLA	OCE	ODA
STANDARD COMMUNICATIONS CORP	Carson	Califor	123 123		123 123				
STANDARD CONTRACTORS INC	Moody	Georgia	22 22			22 22			
STANDARD COPIER MACHINES INC	Aberdeen Prov Grnd	Marylan	44 44	44 44					
STANDARD COPY PRODUCTS INC	Latham	New Yor	211 211	211 211					
STANDARD ELECTRIC INC	Pearl Harbor	Hawaii	126		126				
STANDARD ELECTRIC INC	Honolulu	Hawaii	95 221		95 221				
STANDARD ELECTRIC KIRK A/S		DENMARK	236 236			236 236			
STANDARD ELECTRIC NETHERLAND		NETHERL	328 328	328 328					
STANDARD ELEKTRIK LORENZ		GERMANY	141 141	84 84		57 57			
STANDARD ELKHORN COAL SALES	Beverly	Kentuck	1,919				1,919		
STANDARD ELKHORN COAL SALES	Pikeville	Kentuck	649				649		
STANDARD ELKHORN COAL SALES	Prestonsburg	Kentuck	28 2,596		28 28		2,568		
STANDARD FEEDING COMPANY	Camp Pendleton	Califor	44 44		44 44				
STANDARD INDUSTRIAL SUPP	North Springfield	Vermont	30- 30-						
STANDARD INDUSTRIES	La Mirada	Califor	31 31		31 31				
STANDARD INDUSTRIES, INC	La Mirada	Califor	30 30				30 30		
STANDARD LABORATORIES INC	Charleston	W Virgi	93		93				
STANDARD LABORATORIES INC		GERMANY	34 127		34 127				
STANDARD MANUFACTURING CO	Dallas	Texas	18,629 18,629	1,865 1,865		18,066 18,066	32 32		1,334- 1,334-
STANDARD MATERIALS CORPORATI	Oklahoma City	Oklahom	28 28			28 28			

CONTRACTOR	CITY	STATE/ COUNTRY	DOD TOTAL	ARMY	NAVY	AIR FORCE	DLA	OCE	ODA	
										(DOLLARS IN THOUSANDS)
STANDARD MECHANICAL	Fort Lewis	Washing	36	36						
			36	36						
STANDARD OIL COMPANY	Hagerstown	Marylan	535	535			1,069			
STANDARD OIL COMPANY	Fort Devens	Mass	1,069				38			
STANDARD OIL COMPANY	New Concord	New Yor	1,780				1,780			
STANDARD OIL COMPANY	Cleveland	Ohio	24,388				24,388			
STANDARD OIL COMPANY	Lima	Ohio	27,810	535			27,275			
STANDARD PRODUCTS COMPANY TH	Cleveland	Ohio	37,004	37,004						
STANDARD PRODUCTS COMPANY TH	Port Clinton	Ohio	12,899	12,899						
			49,903	49,903						
STANDARD QUALITY INC	Chino	Califor	134			134				
			134			134				
STANDARD ROOFING COMPANY INC	Oklahoma City	Oklahom	331			331				
			331			331				
STANDARD STL SPECIALTY COMPAN	Coraopolis	Penn	146	146						
			146	146						
STANDARD TAR PRODUCTS COMPAN	Milwaukee	Wiscons	61						61	
			61						61	
STANDARD TECHNOLOGY INC	Bethesda	Marylan	759		339				420	
STANDARD TECHNOLOGY INC	Fort Belvoir	Virgini	1,264	1,264						
			2,023	1,264	339				420	
STANDARD TEXTILE CO INC	Dover Base Hospita	Delawar	31			31				
STANDARD TEXTILE CO INC	Cincinnati	Ohio	223			223				
STANDARD TEXTILE CO INC	Edmond	Oklahom	48			48				
			302			302				
STANDARD THEATRE SUPPLY CO	Norcross	Georgia	85		85				40	
STANDARD THEATRE SUPPLY CO	Greensboro	N Carol	836	320	428		48		40	
			921	320	513		48		40	
STANDARD TRANSPICE CORP	Alamogordo	New Mex	198				198			
			198				198			
STANDARD WELDERS SUPPLY CO	Telford	Penn	26			26				
			26			26				
STANDARD WIRE AND CABLE CO	El Segundo	Califor	64		27				37	
			64		27				37	
STANDARD-THOMSON CORPORATION	Waltham	Mass	166	76					90	
STANDARD-THOMSON CORPORATION	New Brunswick	New Jer	85	76					85	
			251	76					175	

(DOLLARS IN THOUSANDS)

CONTRACTOR	CITY	STATE/ COUNTRY	DOD TOTAL	ARMY	NAVY	AIR FORCE	DLA	OCE	ODA
STANDEX INTERNATIONAL CORP	New Berlin	Wiscons	61		61				
			61						
STANDORTVERWALTUNG WUERZBURG		GERMANY	696	696					
			696						
STANFORD APPL ENG INC	Santa Clara	Califor	316		316				
			316						
STANFORD ENGINEERING & MGMEN	Silver Spring	Marylan	1,244		1,244				
			1,244						
STANFORD SCH DIST	Jacksonville	Florida	252		252				
			252						
STANFORD TELECOMMUNICATIONS	San Diego	Califor	413		413				1,820
STANFORD TELECOMMUNICATIONS	Santa Clara	Califor	53,265	25,387	887	25,171			
STANFORD TELECOMMUNICATIONS	Reston	Virgini	668		39	629			1,820
			54,346	25,387	1,339	25,800			
STANFORD TMY CNSLNG ENGR	Fort Bragg	N Carol	28	28					
			28						
STANFORD UNIVERSITY	Los Angeles	Califor	523			523			
STANFORD UNIVERSITY	Stanford	Califor	26,237	3,097	20,915	2,225			
STANFORD UNIVERSITY	Stanford Universit	Califor	8,184	980	2,474	4,167			563
			34,944	4,077	23,389	6,915			563
STANG DEWATERING INC	Santa Ana	Califor	43			43			
			43						
STANLEY ASSOCIATES INC	Waltham	Mass	160		160				
STANLEY ASSOCIATES INC	Alexandria	Virgini	982		288		603		91
			1,142		448		603		91
STANLEY CONSULTANTS INC	Saint Petersburg	Florida	29	29					
STANLEY CONSULTANTS INC	Chicago	Illinoi	26	26					
STANLEY CONSULTANTS INC	Glennview	Illinoi	153		153				
STANLEY CONSULTANTS INC	Lake	Illinoi	35		35				
STANLEY CONSULTANTS INC	Muscatine	Iowa	71	71					
STANLEY CONSULTANTS INC	Oak Ridge	Tennes	55	55					
			369	181					
STANLEY COUNTY	Fort Pierre	S Dakot	27					27	
			27					27	
STANLEY ELECTRONICS	Copiague	New Yor	39			39			
			39						
STANLEY MACHINE & TOOL CORP	Carpentersville	Illinoi	6,658	6,380	175	103			
			6,658	6,380	175	103			

CONTRACTOR	CITY	STATE/ COUNTRY	DOD TOTAL	ARMY	NAVY	AIR FORCE	DLA	OCE	ODA
STANLEY ROOFING CO INC	Pease Air Force Ba	N.H.	642 642			642 642			
STANLEY VIDMAR	Allentown	Penn	62 62		62 62				
STANLEY-BOSTITCH INC	Bridgeport	Conn	306 306			306 306			
STANLEY-VIDMAR, INC	Birmingham	Alabama	46	46					
STANLEY-VIDMAR, INC	Torrance	Califor	28		28				
STANLEY-VIDMAR, INC	Fort Knox	Kentuck	243	243					
STANLEY-VIDMAR, INC	Louisville	Kentuck	77		77				
STANLEY-VIDMAR, INC	Allentown	Penn	68		42	26			
STANLEY-VIDMAR, INC	Allentown	Penn	4,825	1,418	1,217	2,070	120		
STANLEY-VIDMAR, INC	Allentown-Bethlehe	Penn	152		26	126			
STANLEY-VIDMAR, INC	Willow Grove	Penn	178	178					
STANLEY-VIDMAR, INC	Naval Base	S Carol	27		27				
STANLEY-VIDMAR, INC	Austin	Texas	45	45					
STANLEY-VIDMAR, INC		PARAGUA	70		70				
			5,759	1,930	1,410	2,299	120		
STANMYRE & NOEL ARCHITECTS	Quantico Marine Co	Virgini	162 162		162 162				
STANS CONTRACTING INC	Hilo	Hawaii	187	187					
STANS CONTRACTING INC	Honolulu	Hawaii	209	89		120			
STANS CONTRACTING INC	Pearl Harbor	Hawaii	156	43	113				
STANS CONTRACTING INC	Pearl Harbor Naval	Hawaii	73		73				
STANS CONTRACTING INC	Pohakuloa Training	Hawaii	49	49					
			674	368	186	120			
STANSPEC COMPANY	Vallejo	Califor							
STANTEL COMPONENTS INC	Schaumburg	Illinoi	59 59			59 59			
STANTRON UNIT OF ZERO CORP	Los Angeles	Califor	111 111	54 54	57 57				
STANWICK CORPORATION	Patuxent River	NAT Marylan	208 208		208 208				
STAPLES & PFEIFFER INC	San Francisco	Califor	381 381		113 113		268 268		
STAPLETON-SPENCE PACKING CO	San Jose	Califor	171 171				171 171		
STAR BRITE CONSTRUCTION CO	Colts Neck	New Jer	87		87				

(DOLLARS IN THOUSANDS)

CONTRACTOR	CITY	STATE/ COUNTRY	DOD TOTAL	ARMY	NAVY	AIR FORCE	DLA	OCE	ODA
STAR BRITE CONSTRUCTION CO	Lakehurst	New Jer	36		36				
STAR BRITE CONSTRUCTION CO	Lakehurst	New Jer	50		50				
STAR BRITE CONSTRUCTION CO	McGuire AFB	New Jer	923			923			
STAR BRITE CONSTRUCTION CO	Morristown	New Jer	142	142					
			1,238	142	173	923			
STAR BUILDERS INC	Fort Leonard Wood	Missour	191	191					
STAR BUILDERS INC	Orange	Texas	45		45				
STAR BUILDERS INC	Virginia Beach	Virgini	35		35				
			271	191	80				
STAR DYNAMICS INC	North Bergen	New Jer	11,658	9,427	982		1,249		
			11,658	9,427	982		1,249		
STAR FALCON AEROSPACE SYS	Tustin	Califor	35	35					
			35	35					
STAR FOOD PROCESSING INC	San Antonio	Texas	7,580				7,580		
			7,580				7,580		
STAR GLOVE & SAFETY PDTS COR	Los Angeles	Califor	363		363				
			363		363				
STAR HEADLIGHT & LANTERN CO	Honeoye	New Yor	41				41		
			41				41		
STAR HOUSEKEEPING INC	Fort Rucker	Alabama	162	162					
STAR HOUSEKEEPING INC	Newport News	Virgini	159	159					
			321	162					
STAR INDUSTRIAL CORP	La Canada Flintrid	Califor	90						90
			90						90
STAR JANITORIAL SERVICE	Sacramento	Califor	156		156				
			156		156				
STAR LINEN SUPPLY CO	Buffalo	New Yor	28					28	
			28					28	
STAR MACHINE & TOOL CO	Minneapolis	Minneso	63	63					
			63	63					
STAR MACHINERY COMPANY INC	Tukwila	Washing	129					129	
			129					129	
STAR MICROWAVE	Campbell	Califor	536	95				441	
			536	95				441	
STAR TECHNOLOGIES INC	Sterling	Virgini	225		225				35
STAR TECHNOLOGIES INC	Sterling Park	Virgini	35						35
			260		225				35

DOD PRIME CONTRACT AWARDS OVER \$25,000 BY CONTRACTOR, STATE AND CITY FY 1988 (OCT - SEP)  
 (DOLLARS IN THOUSANDS)

ST19

CONTRACTOR	CITY	STATE/ COUNTRY	DOD TOTAL	ARMY	NAVY	AIR FORCE	DLA	OCE	ODA
STAR TEK INC	Albuquerque	New Mex	84		84				
STAR TEK INDUSTRIES	Albuquerque	New Mex	196			196			
STAR-GLO INDUSTRIES INC	East Rutherford	New Jer	2,099	2,099					
STAR-KIST FOODS INC	Los Angeles	Califor	3,533		25		3,508		3,508
STARCO INC	Lincoln	Nebrask	537		537				
STARCO INC	Camp Lejeune	N Carol	83-		83-				
STARCO INC	Fort Bragg	N Carol	1,737	1,737					
STARCO INC	Wright Patterson	A Ohio	479			479			
STARCO INC	Virginia Beach	Virgini	28		28				
STARION INDUSTRIES	Plymouth	Indiana	499	499					
STAR EXCAVATING	Bloomington	Illinois	93	93					
STARKS ASSOCIATES INC	Buffalo	New Yor	587	587					
STARKS CONTRACTING CO INC	Bay St. Louis	Miss	51		51				
STARSTROM-ANLAGEN GES		GERMANY	29	29					
STARLIGHT MOTOR INN	Niantic	Conn	145		145				
STARR AIRCRAFT PRODUCTS INC	Denison	Texas	104			104			
STARRCO CO INC	St. Louis	Missour	263			90			173
STARRCO CO INC	Malmstrom AFB	Montana	289			26			173
STARRETT L S COMPANY	Athol	Mass	178		178				

(DOLLARS IN THOUSANDS)

CONTRACTOR	CITY	STATE/ COUNTRY	DOD TOTAL	ARMY	NAVY	AIR FORCE	DLA	OCE	ODA
STARS & STRIPES		GERMANY	412 412	357 357		55 55			
STARSTONE CONSTRUCTION CO	Fort Hood	Texas	2,140 2,140	2,140 2,140					
STARWIN INDUSTRIES INC	Dayton	Ohio	153 153				153 153		
STAT NURSING SERVICE	San Francisco	Califor	87 87	87 87					
STATCON INC	Silver Spring	Marylan	151 151			151 151			
STATE CONSTRUCTION CORP	Highland Park	Illinois	60 60	60 60					
STATE FISH CO INC	Los Angeles	Califor	2,371 2,371				2,371 2,371		
STATE INSULATION CORP	Perrys Corner	Maine	87			87			
STATE INSULATION CORP	Perth Amboy	New Jer	168		168				
STATE INSULATION CORP	Niagara Falls	New Yor	48 303		48 216				
STATE JANITORIAL SERVICES IN Hickam AFB		Hawaii	151			151			
STATE JANITORIAL SERVICES IN Kailua		Hawaii	1,513		1,513				
STATE JANITORIAL SERVICES IN Pearl Harbor		Hawaii	178-		178-				
STATE JANITORIAL SERVICES IN Pearl Harbor Naval		Hawaii	83		83				
STATE JANITORIAL SERVICES IN Schofield Barracks		Hawaii	2,410 3,979	2,410 2,410	1,418	151			
STATE MACHINE PRODUCTS INC	Dry Ridge	Kentuck	4,543 4,543				4,543 4,543		
STATE OF OHIO	Camp Perry	Ohio	186 186	186 186					
STATE OF OKLAHOMA	Eglin Air Force Ba	Florida	1,983		85	1,983			
STATE OF OKLAHOMA	Battiest	Oklahom	85						
STATE OF OKLAHOMA	Oklahoma City	Oklahom	182			182			
STATE OF OKLAHOMA	Stillwater	Oklahom	1,001 3,251	375 375	164 249	432 2,597		30 30	
STATE OF THE ART CONSULTING	Pasadena	Califor	76 76	76 76					
STATE PAINTING CO	Selfridge ANGB	Michiga	406	406					
STATE PAINTING CO	Warren	Michiga	147 553	147 553					

CONTRACTOR	CITY	STATE/ COUNTRY	DOD TOTAL	ARMY	NAVY	AIR FORCE	DLA	OCE	ODA
STATE RECREATION INC	Huntington Park	Califor	45				45		
			45						
STATE ROOFING CO.	Charleston	S Carol	92	55	92				
STATE ROOFING CO.	Fort Jackson	S Carol	55	55	92				
			147						
STATE SYSTEMS II INC	Kalamazoo	Michiga	81						81
			81						81
STATE UNIVERSITY OF NEW YORK Albany	Albany	New Yor	2,333	857	976				500
STATE UNIVERSITY OF NEW YORK Binghamton	Binghamton	New Yor	92		92				
STATE UNIVERSITY OF NEW YORK Brookhaven	Brookhaven	New Yor	100		100				
STATE UNIVERSITY OF NEW YORK Buffalo	Buffalo	New Yor	1,929	397	636	896			
STATE UNIVERSITY OF NEW YORK New York	New York	New Yor	74		74				
STATE UNIVERSITY OF NEW YORK Old Westbury	Old Westbury	New Yor	140	140					
STATE UNIVERSITY OF NEW YORK Stony Brook	Stony Brook	New Yor	537		370	167			
STATE UNIVERSITY OF NEW YORK Syracuse	Syracuse	New Yor	257		257				
STATE UNIVERSITY OF NEW YORK Watervliet	Watervliet	New Yor	40	40					
STATE UNIVERSITY OF NEW YORK West Point	West Point	New Yor	45	45					
STATE UNIVERSITY OF NEW YORK West Point Mil Res	West Point Mil Res	New Yor	45	45					
			5,547	1,479	2,505	1,063			500
STATEN GEORGE & ASSOCIATES I	Fort Bliss	Texas	51	51					
			51	51					
STATES ROOFING & METAL CO IN Jacksonville	Jacksonville	Florida	632		632				
STATES ROOFING & METAL CO IN Robins AFB	Robins AFB	Georgia	292		632	292			
			924						
STATEWIDE CONSTRUCTION CO IN Fort Meade	Fort Meade	Marylan	67	67					
			67	67					
STATEWIDE MARINE INC	Wurtsmith AFB	Michiga	339			339			
			339			339			
STATEWIDE RESTORATION CO	Groton	Conn	93			93			
			93			93			
STATEWIDE SERVICES INC	Indian Head	Marylan	389		389				
STATEWIDE SERVICES INC	Indian Head Naval	Marylan	99		99				
			488		488				
STATHAM GARMENT (GEORGIA)	Statham	Georgia	2,221				2,221		
			2,221				2,221		
STATIC POWER CONVERSIONS SVS Tyndall AFB	Tyndall AFB	Florida	29			29			
			29			29			
STATISTICA INC	Columbia	Marylan	3,612						3,612
			3,612						3,612

(DOLLARS IN THOUSANDS)

CONTRACTOR	CITY	STATE/ COUNTRY	DOD TOTAL	ARMY	NAVY	AIR FORCE	DLA	OCE	ODA
STATISTICAL CONSULTING ASSOC	Providence	Rhode I	199 199	199 199					
STATISTICAL RESEARCH	Holbrook	Arizona	35 35					35 35	
STAUB ED & SONS PETROLEUM IN	Lakeview	Oregon	79 79				79 79		
STAVELEY INSTRUMENTS INC	Kennewick	Washing	599 599		70 70	529 529			
STAY GERALD T CO INC	Niagara Falls	New Yor	113			113			
STAY GERALD T CO INC	Plattsburgh AFB	New Yor	38 151			38 151			
SIC DEFENCE SYSTEMS		GABON	51		51				
SIC DEFENCE SYSTEMS		UNITED	61 112		61 112				
STEADFAST OCEANEERING INC	Falls Church	Virgini	2,197 2,197		2,197 2,197				
STEADY FUELS INC	Burlington	Vermont	30 30				30 30		
STEAGALL CLYDE G INC	Fairfield	Califor	331			331			
STEAGALL CLYDE G INC	McClellan AFB	Califor	1,229	225		1,004			
STEAGALL CLYDE G INC	Novato	Califor	191		191				
STEAGALL CLYDE G INC	Vallejo	Califor	4,174		4,174				
STEAGALL CLYDE G INC	Alameda	Califor	117 6,042	225	117 4,482	1,335			
STEAGALL ELECTRIC INC	Columbus	Ohio	490				490		
STEAGALL ELECTRIC INC	Wright Patterson A	Ohio	205 695			205 205	490		
STEAM SPECIALTIES CO INC	San Francisco	Califor	495 495		400 400		95 95		
STEARMAN AIRCRAFT PDTS CORP	Valley Center	Kansas	38 38			38 38			
STEARNS CATALYTIC CORPORATIO	Denver	Colorad	2,176	2,176					
STEARNS CATALYTIC CORPORATIO	Rocky Mountain Ars	Colorad	990	990		330			
STEARNS CATALYTIC CORPORATIO	Dugway Proving Gro	Utah	243 3,739	243 3,409					
STEARNS CATALYTIC WORLD CORP	Denver	Colorad	123	123					
STEARNS CATALYTIC WORLD CORP	Fort McCoy	Wiscons	199	199					
STEARNS CATALYTIC WORLD CORP		JOHNSTO	13,740 14,062	13,740 14,062					

(DOLLARS IN THOUSANDS)

CONTRACTOR	CITY	STATE/ COUNTRY	DOD TOTAL	ARMY	NAVY	AIR FORCE	DLA	OCE	ODA
STEARNS CO	Seattle	Washing	55			55			
			55						
STEARNS CONRAD & S CONTNG EN	Crescent City	Califor	33					33	
STEARNS CONRAD & S CONTNG EN	Oakland Army Base	Califor	125	125					
STEARNS CONRAD & S CONTNG EN	Keyport	Washing	44		44				
			202	125	44				33
STECK INNOVATIONS	Miamisburg	Ohio	162	162					
			162	162					
STEEL CASE	Sacramento	Califor	159			159			
			159			159			
STEEL CAST STRADNOR		GERMANY	441			441			
STEEL CAST STRADNOR		NETHERL	80			80			
			521			521			
STEEL IMPROVEMENT & FORGE CO	Ivoryton	Conn	3,207	3,207					
			3,207	3,207					
STEEL STRUCTURES INC	Ft. Snelling Mil R	Minneso	35		35				
			35		35				
STEEL TOOL & ENGINEERING CO	Taylor	Michiga	382		382				
			382		382				
STEELCASE STRAFOR EUROPE		GERMANY	1,410	1,410					
STEELCASE STRAFOR EUROPE		ITALY	36	36					
STEELCASE STRAFOR EUROPE	Classified Locatio	Foreign	30	30					
			1,476	1,476					
STEELCO CHAIN LINK FENCE CO	Boston	Mass	34	34					
			34	34					
STEELCRAFT INC	Millbury	Mass	39					39	
			39					39	
STEELE CIRCLE MAINTENANCE IN	Niagara Falls	New Yor	97		97				
STEELE CIRCLE MAINTENANCE IN	Scotia	New Yor	118		118				
			215		215				
STEELE INC	Norfolk	Virgini	61		61				
			61		61				
STEELE LEHNERT INC	White Sands Msl Rg	New Mex	363	363					
			363	363					
STEELOCK CORP	Buckley ANGB	Colorad	43	43					
			43	43					

(DOLLARS IN THOUSANDS)									
CONTRACTOR	CITY	STATE/ COUNTRY	DOD TOTAL	ARMY	NAVY	AIR FORCE	DLA	OCE	ODA
STEELSTRAN INDUSTRIES INC	Matawan	New Jer	35				35		
			35				35		
STEEN CONSTRUCTION COMPANY	Corona	Califor	49		49				
			49		49				
STEENMEYER CORPORATION	Fort Wainwright	Alaska	849	849					
			849	849					
STEFFEN & PETER		GERMANY	1,642	1,642					
			1,642	1,642					
STEFY S R L		ITALY	578			578			
			578			578			
STEHMEYER CONSTRUCTION CO IN North Charleston		S Carol	165		165				
			165		165				
STEIGERWALD J E COMPANY INC	Baltimore	Marylan	44		44				
			44		44				
STEIMER WAERMETECHNIK GMBH		GERMANY	62	62					
			62	62					
STEIN SAM ASSOCIATES INC	Sandusky	Ohio	147		147				
			147		147				
STEIN SEAL COMPANY	Kulpsville	Penn	1,102		80	1,022			
			1,102		80	1,022			
STEINBERG BROTHERS INC	Amsterdam	New Yor	4,151				4,151		
STEINBERG BROTHERS INC	New York	New Yor	867				867		
STEINBERG BROTHERS INC	Cabo Rojo	PUERTO	5,365				5,365		
			10,383				10,383		
STEINBERG CO THE	Saugus-Bouquet Can	Califor	148						148
			148						148
STEINBRECHER CORP	Woburn	Mass	253	253					
			253	253					
STEINER CORPORATION	San Diego	Califor	34		34				
STEINER CORPORATION	Ogden	Utah	79			79			
			113			79			
STEINER ELECTRIC CO	Elk Grove Village	Illinois	42						42
			42						42
STEINFELDS PRODUCTS COMPANY	Portland	Oregon	193						193
STEINFELDS PRODUCTS COMPANY	Scappoose	Oregon	58						58
			251						251

CONTRACTOR	CITY	STATE/ COUNTRY	DOD TOTAL	ARMY	NAVY	AIR FORCE	DLA	OCE	ODA
STEINMAN BOYNTON GRONQUIS	Philadelphia	Penn	110 110					110 110	
STEIR KENT & CANADY INC	Charleston	S Carol	56 56		56 56				
STELCON AKTIENGESELLSCHAFT		GERMANY	432 432	432 432					
STELLA P J CONSTRUCTION CORP	L. G. Hanscom AFB	Mass	73	73					
STELLA P J CONSTRUCTION CORP	Pease Air Force B	N.H.	6,612 6,685	73	6,612 6,612				
STELLAR INDUSTRIES INC	Gurnee	Illinois	257				257		
STELLAR INDUSTRIES INC	Northlake	Illinois	8,166 8,423				8,166 8,423		
STELLAR SYSTEMS INC	Santa Clara	Califor	143 143				143 143		
STELLAR TECHNOLOGY CORPORATI	Camden	New Jer	418		418				
STELLAR TECHNOLOGY CORPORATI	Runnemede	New Jer	2,703		2,703				
STELLAR TECHNOLOGY CORPORATI	Philadelphia	Penn	56 3,177		56 3,177				
STEMACO PRODUCTS INC	Marine City	Michiga	29		29				
STEMACO PRODUCTS INC	Port Huron	Michiga	11,239 11,268	2,013 2,013			9,226 9,226		
STENCEL AERO ENGINEERING COR	Arden	N Carol	3,296 3,296		3,296 3,296				
STENDIG INDUSTRIES INC	Sierra Vista	Arizona	65	65					
STENDIG INDUSTRIES INC	Fairfield	New Jer	239 304	32 97			30 30	32 32	40 40
STENGOL CORPORATION	New London	Conn	251 251		251 251				
STENSATTER DRUYVESLEIN	Missoula	Montana	26 26					26 26	
STENSCA PROCON LTD	Guantanamo NAS	CUBA	374 374		374 374				
STEP S A		SPAIN	280- 280-					280- 280-	
STEPHAN WOOD PRODUCTS INC	Grayling	Michiga	265 265	265 265					



		(DOLLARS IN THOUSANDS)							
CONTRACTOR	CITY	STATE/ COUNTRY	DOD TOTAL	ARMY	NAVY	AIR FORCE	DLA	OCE	ODA
STERIMATICS CORPORATION	Bedford	Mass	6,628	6,628					
			6,628	6,628					
STERIS LABORATORIES INC	Glendale	Arizona	34				34		
			34				34		
STERLING BAKERY INC	San Antonio	Texas	4,158				4,158		
			4,158				4,158		
STERLING DRUG INC	McPherson	Kansas	42				42		
			42				42		
STERLING ELECTRICAL	Riverdale	Utah	40			40			
			40			40			
STERLING ENGRG & SURVEYING	Bridgeton	Missouri	107						107
			107						107
STERLING FEDERAL SYSTEMS INC	Highland Park	Illinois	90-						
STERLING FEDERAL SYSTEMS INC	Bellevue	Nebraska	15,416			15,416			
STERLING FEDERAL SYSTEMS INC	Columbus	Ohio	1,687	1,687					
STERLING FEDERAL SYSTEMS INC		GERMANY	544			544			
			17,557	1,597		15,960			
STERLING LUMBER & SUPPLY CO	Goodwater	Alabama	237	204			33		
			237	204			33		
STERLING MACHINE CO INC	Enfield	Conn	166			166			
			166			166			
STERLING MACHINE COMPANY INC	Lynn	Mass	483			228	255		
			483			228	255		
STERLING MANUFACTURING AND S	Fort Worth	Texas	94	59		35			
			94	59		35			
STERLING MANUFACTURING INC	Phoenix	Arizona	32				32		
			32				32		
STERLING MEDICAL ASSOCIATES	Fort McClellan	Alabama	191	191					
STERLING MEDICAL ASSOCIATES	Fort Rucker	Alabama	526	526					
STERLING MEDICAL ASSOCIATES	Redstone Arsenal	Alabama	162	162					
STERLING MEDICAL ASSOCIATES	Fort Wainwright	Alaska	466	466					
STERLING MEDICAL ASSOCIATES	Oakland	Califor	383			383			
STERLING MEDICAL ASSOCIATES	Atlanta	Georgia	248	248					
STERLING MEDICAL ASSOCIATES	Fort Gordon	Georgia	219	219					
STERLING MEDICAL ASSOCIATES	Rantoul	Illinois	190				190		
STERLING MEDICAL ASSOCIATES	Scott Air Force Ba	Illinois	134				134		
STERLING MEDICAL ASSOCIATES	Fort Riley	Kansas	385	385					
STERLING MEDICAL ASSOCIATES	Fort Knox	Kentuck	438	438					
STERLING MEDICAL ASSOCIATES	Wright Patterson A	Ohio	267			267			

		(DOLLARS IN THOUSANDS)							
CONTRACTOR	CITY	STATE/ COUNTRY	DOD TOTAL	ARMY	NAVY	AIR FORCE	DLA	OCE	ODA
STERLING MEDICAL ASSOCIATES	Altus	Oklahom	148			148			
STERLING MEDICAL ASSOCIATES	Fort Jackson	S Carol	758	758					
STERLING MEDICAL ASSOCIATES	Shaw Air Force Bas	S Carol	132			132			
STERLING MEDICAL ASSOCIATES	Millington	Tenness	198		198				
STERLING MEDICAL ASSOCIATES	Fort Belvoir	Virgini	29-	29-					
STERLING MEDICAL ASSOCIATES	Tacoma	Washing	287	287					
			5,103	3,651	581	871			
STERLING MILLWRIGHTS INC	Philadelphia	Penn	6,071-	6,071-					
			6,071-	6,071-					
STERLING NET CO INC	Montclair	New Jer	97				97		
			97				97		
STERLING PRODUCTS INTL	New York	New Yor	875				875		
			875				875		
STERLING SERVICES INC	Eglin Air Force Ba	Florida	153			153			
STERLING SERVICES INC	Fort Sill	Oklahom	78	78					
STERLING SERVICES INC	Oklahoma City	Oklahom	813			813			
STERLING SERVICES INC	Charleston AFB	S Carol	427			427			
STERLING SERVICES INC	Randolph AFB	Texas	200			200			
STERLING SERVICES INC	San Antonio	Texas	927			927			
			2,598	78		2,520			
STERLING SFWARE ANSWER SYSTE	Los Angeles	Califor	49					49	
			49					49	
STERLING SOFTWARE	Los Angeles	Califor	29					29	
			29					29	
STERLING SOFTWARE INC	Washington	D.C.	38					38	
			38					38	
STERLING SUPPLY CO		CANADA	951					951	
			951					951	
STERLING SUPPLY CORPORATION	East Berlin	Conn	64					64	
STERLING SUPPLY CORPORATION	Fall River	Mass	160					160	
STERLING SUPPLY CORPORATION	Minneapolis	Minneso	32					32	
STERLING SUPPLY CORPORATION	Cincinnati	Ohio	100					100	
STERLING SUPPLY CORPORATION	Waxahachie	Texas	52					52	
STERLING SUPPLY CORPORATION	Norfolk	Virgini	45					45	
STERLING SUPPLY CORPORATION	Virginia Beach	Virgini	62					62	
			515					159	356
STERLING TIRE & RUBBER CO IN	Muscle Shoals	Alabama	126	126					
			126	126					
STERLING TRANSFORMER CORP	New York	New Yor	311	266					45
			311	266					45

		(DOLLARS IN THOUSANDS)							
CONTRACTOR	CITY	STATE/ COUNTRY	DOD TOTAL	ARMY	NAVY	AIR FORCE	DLA	OCE	ODA
STERLINGWARE OF BOSTON INC	Boston	Mass	5,966				5,966		
STERLINGWARE OF BOSTON INC	Fall River	Mass	95				95		
			6,061				6,061		
STERIODS LTD	Chicago	Illinois	177	177					
			177	177					
STERTZ ARCHITECTS INC	Shemya	Alaska	66	66					
			66	66					
STETSEN HARZA LOUIS GMBH		GERMANY	472	472					
			472	472					
STETSON UNIVERSITY	De Land	Florida	102	102					
			102	102					
STEITSON-DALE ARCHITECTS ENGN	Fort Drum	New Yor	41					41	
STETSON-DALE ARCHITECTS ENGN	Lima	Ohio	57	57					
STETSON-DALE ARCHITECTS ENGN	Fort Belvoir	Virgini	64	64					41
			162	121					41
STEUART PETROLEUM COMPANY	Washington	D.C.	18,244	572			17,672		
STEUART PETROLEUM COMPANY	Baltimore	Marylan	55				55		
STEUART PETROLEUM COMPANY	Patuxent River	Marylan	244				244		
STEUART PETROLEUM COMPANY	Piney Point	Marylan	1,412				1,412		
STEUART PETROLEUM COMPANY	Fort Bragg	N Carol	139				139		
STEUART PETROLEUM COMPANY	Myrtle Beach AFB	S Carol	79				79		
STEUART PETROLEUM COMPANY	Pentagon	Virgini	1,609				1,609		
STEUART PETROLEUM COMPANY		NETHERL	19,929				19,929		
STEUART PETROLEUM COMPANY		ENEZUE	3,578				3,578		
			45,289	572			44,717		
STEVEDORING SERVICES OF AMER	Port Hueneme	Naval Califor	4				4		
			4				4		
STEVEN JANITORIAL SERVICES I	Dobbins AFB	Georgia	216				216		
			216				216		
STEVEN M MORGAN	Twentynine Palms	M Califor	210				210		
			210				210		
STEVENS A W & SONS DISPOS	Prince George's	Marylan	35				35		
			35				35		
STEVENS & WILKINSON INC	Fort Jackson	S Carol	230				230		
STEVENS & WILKINSON INC	Shaw Air Force Bas	S Carol	88				88		
			318				318		
STEVENS AVIATION INC	Greer	S Carol	99				99		
STEVENS AVIATION INC	Nashville-Davidson	Tenness	342				342		
			441				441		

CONTRACTOR	CITY	STATE/ COUNTRY	DOD TOTAL	ARMY	NAVY	AIR FORCE	DLA	OCE	ODA
STEVENS COMPANY	Centerville	Utah	171			171			
STEVENS COMPANY	Hill Air Force Bas	Utah	13,559			13,559			
STEVENS COMPANY	Tooele Army Depot	Utah	13,973	243		13,730			
STEVENS CONSTRUCTION INC	Barstow	Califor	434		434				
STEVENS CONSTRUCTION INC	China Lake NWC	Califor	703		703				
STEVENS CONSTRUCTION INC	Edwards AFB	Califor	675			675			
STEVENS CONSTRUCTION INC	George AFB	Califor	943			943			
STEVENS CONSTRUCTION INC	Centerville	Utah	258			258			
STEVENS CONSTRUCTION INC	Hill Air Force Bas	Utah	1,348			1,348			
STEVENS CONSTRUCTION INC	Hill Air Force Bas	Utah	4,361		1,137	3,224			
STEVENS FUEL OIL COMPANY	Fort Stewart	Georgia	298				298		
STEVENS GEORGE MFG CO INC	Chicago	Illinois	35			35			
STEVENS INSTITUTE TECHNOLOGY	Hoboken	New Jer	1,005	147	734	124			
STEVENS MANUFACTURING CO INC	Milford	Conn	68	147	734	124			
STEVENS MLLORY PEARL CAMPBEL	Kirtland AFB	New Mex	398			398			
STEVENS SALES	Salt Lake City	Utah	27			27			
STEVENS TECHNICAL SERVICE IN	New York	New Yor	533		533				
STEVENS-LEE CO	Minneapolis	Minneso	167				167		
STEVENSON FORD TRACTOR INC	Williamsburg	Virgini	32		32				
STEVENSON WM CO INC	Westlake	Ohio	44				44		
STEVES TV & ELECTRONICS	Honolulu	Hawaii	33	33					
STEVI MACHINE	Stevensville	Montana	295-	295-					
STEWARD MACHINE CO INC (DEL)	Birmingham	Alabama	57						57

		(DOLLARS IN THOUSANDS)							
CONTRACTOR	CITY	STATE/ COUNTRY	DOD TOTAL	ARMY	NAVY	AIR FORCE	DLA	OCE	ODA
STEWART-DAVIS INC	South Gate	Califor	379 379		202 202	177 177			
STEWART & STEVENSON SERVICES	Corpus Christi	Texas	1,567		1,567				
STEWART & STEVENSON SERVICES	Harlingen	Texas	1,250	1,250					
STEWART & STEVENSON SERVICES	Houston	Texas	4,020 6,837	1,250	2,660 4,227	1,092 1,092	268 268		
STEWART & STEVENSON SVS INC	Danville	Illinois	210 210			210 210			
STEWART ASSOCIATES INC	Oceanport	New Jer	56-	56-					
STEWART ASSOCIATES INC	Red Bank	New Jer	1,877 1,821	1,877 1,821					
STEWART AVIONICS INC	Farmingdale	New Yor	31				31		
STEWART AVIONICS INC	New York	New Yor	26 57				26 57		
STEWART CONSTRUCTION CO INC	Burrwood	Louisia	260					260	
STEWART CORPORATION ARCHITEC	Tampa	Florida	112 112	112 112					260 260
STEWART J W INC	Dover	Delawar	48 48					48 48	
STEWART TREVIRANUS ASS INC	McLean	Virgini	59 59		59 59				
STEWART WARNER ELECTRONICS	Chicago	Illinois	55 55		55 55				
STEWART-BOLLING COMPANY THE	Walton Hills	Ohio	77 77		77 77				
STEWART-GLAPAT CORPORATION	Zanesville	Ohio	115 115		115 115				
STEWART-WARNER CORPORATION	Chicago	Illinois	13,890	139	11,691	778	1,282		
STEWART-WARNER CORPORATION	Indianapolis	Indiana	2,603	1,675		801	127		
STEWART-WARNER DATAFAX CORP	Chicago	Illinois	16,493	1,814	11,691	1,579	1,409		
STEWART-WARNER DATAFAX CORP	Chicago	Illinois	82 82		82 82				
STEWING BENTON-UND FERTIGTEI		GERMANY	113 113					113 113	
STEYR-DAIMLER-PUCH AG		AUSTRIA	1,741 1,741	1,741 1,741					

(DOLLARS IN THOUSANDS)

CONTRACTOR	CITY	STATE/ COUNTRY	DOD TOTAL	ARMY	NAVY	AIR FORCE	DLA	OCE	ODA
STICHLER DESIGN GROUP INC	Camp Pendleton	Califor	162		162				
STICHLER DESIGN GROUP INC	San Diego	Califor	45		45				
			207		207				
STICHT-OMNIBUSSE		GERMANY	394	394					
			394	394					
STICKNEY AND POOR SPICE CO	Chelmsford	Mass	479				479		479
			479				479		479
STICKY CHEMICAL CORP	Mount Vernon	New Yor	132				132		132
			132				132		132
STIHL INCORPORATED	West Orange	New Jer	100		100				
			100		100				
STIK STRIP INC	Oklahoma City	Oklahom	33	33					
			33	33					
STILES CURTIS P & ASSOCIATES	Point Mugu PMTC	Califor	32-		32-				
			32-		32-				
STILL GMBH		GERMANY	11,614	11,589		25			
			11,614	11,589		25			
STILLWATER TECHNOLOGIES INC	Troy	Ohio	29			29			
			29			29			
STILLWAUGH COMPANY THE	North Charleston	S Carol	81		81				
			81		81				
STILSON & ASSOCIATES INC	South Williamson	Kentuck	294						294
			294						294
STIMPSON EDWIN B CO INC	Pompano Beach	Florida	68					68	
STIMPSON EDWIN B CO INC	Bayport	New Yor	29					29	
			97					97	
STINAR CORPORATION	St. Paul	Minneso	1,573	1,230		71			
			1,573	1,230		71			
STINE, JACK D	Twentynine Palms	Califor	590		590				
			590		590				
STINNES TREFZ AG & CO		GERMANY	30	30					
			30	30					
STINNES TREFZ AG & CO.		GERMANY	65	65					
			65	65					
STINSON MANUFACTURING CO	San Antonio	Texas	216	41	54	45			76
			216	41	54	45			76

(DOLLARS IN THOUSANDS)									
CONTRACTOR	CITY	STATE/ COUNTRY	DOD TOTAL	ARMY	NAVY	AIR FORCE	DLA	OCE	ODA
STITH EQUIPMENT COMPANY INC	Fort Stewart	Georgia	166	166					
STITH EQUIPMENT COMPANY INC	Philadelphia	Penn	34	34					
			200	200					
STOCKER & YALE INC	Fraser	Michiga	545	545			367		
STOCKER & YALE INC		SWITZER	912	545			367		
STOCKER ASSOCIATED ENTPS	Fort Worth	Texas	74			74			
			74			74			
STOCKING B C DISTRIBUTING	Vacaville	Califor	3,035				3,035		
			3,035				3,035		
STOCKTON INDUSTRIAL SUPPLY I	Stockton	Califor	28-			28-			
			28-			28-			
STOCKTON/HIDEY ASSOCIATES	El Toro	Califor	148		148				
			148		148				
STODDARD BUILDING CO INC	Nellis AFB	Nevada	420			420			
			420			420			
STODDARD CARPETS	Chicago	Illinois	56		56				
			56		56				
STOFFEL GRINDING SYSTEMS INC		GERMANY	498	498					
			498	498					
STOGER CONSTRUCTION CO	Richards-Gebaur AF	Missour	378			378			
			378			378			
STOKELY USA INC	Ackley	Iowa	2,989				2,989		
STOKELY USA INC	Scottsdale	Michiga	301				301		
STOKELY USA INC	Oconomowoc	Wiscons	890		27		863		
STOKELY USA INC	Poynette	Wiscons	759		27		759		
			4,939				4,912		
STOKES RBERT S SCIENTIFIC TE	Fort Benning	Georgia	113	113					
			113	113					
STOKVIS MULTITON CORP	Hicksville	New Yor	217-					217-	
			217-					217-	
STOLLAR R L & ASSOCIATES INC	San Francisco	Califor	58	9,170	58				
STOLLAR R L & ASSOCIATES INC	Lakewood	Colorad	9,170	9,170	58				
			9,228	9,170	58				
STONE GARRY INC	Yuma	Arizona	1,477		1,477				
STONE GARRY INC	Twentynine Palms	Califor	5,683		5,683				
			7,160		7,160				

(DOLLARS IN THOUSANDS)

CONTRACTOR	CITY	STATE/ COUNTRY	DOD TOTAL	ARMY	NAVY	AIR FORCE	DLA	OCE	ODA
STONE & STONE POOL RENOVATOR	Homestead AFB	Florida	77 77			77 77			
STONE & WEBSTER ENGINEERING	Elberton	Georgia	163					163	
STONE & WEBSTER ENGINEERING	Marseilles	Illinois	2,189					2,189	
STONE & WEBSTER ENGINEERING	Boston	Mass	30- 30- 2,322	30- 30-				2,352	
STONE & WEBSTER INCORPORATED	Fort Drum	New Yor	68	68					
STONE & WEBSTER INCORPORATED	New York	New Yor	280 348	280 68	280 280				
STONE BELT CNCL RETARDED CTZ	Bloomington	Indiana	58 58				58 58		
STONE EDWARD D JR AND ASSOC		GERMANY	285 285	285 285					
STONE JACK ELECTRICAL CNSTR	Fort Belvoir	Virgini	468 468	468 468					
STONE MARRACCINI & PATTERSON		GERMANY	205 205	205 205					
STONEFIELD OMICRON LTD		UNITED	69 69			69 69			
STONEHART ASSOCIATES, INC	Madison	Conn	50 50	50 50					
STONEHILL COLLEGE INC	North Easton	Mass	61 61	61 61					
STONEHOUSE GROUP INC	Englewood	Colorad	100 100			100 100			
STONHAM & BECKER-ARCHITECTS	McClellan AFB	Califor	269 269	269 269		269 269			
STOODY DELORA STELLITE		CANADA	26 26				26 26		
STORAGE & DISTRIBUTION	Kendall Park	New Jer	31 31			31 31			
STORAGE SYSTEMS INC	St. Louis	Missour	117 117	117 117					
STORAGE TANK DEVELOPMENT COR	New Hampton	N.H.	365				365		
STORAGE TANK DEVELOPMENT COR	Newington (Town of	N.H.	709- 344-				709- 344-		

CONTRACTOR	CITY	STATE/ COUNTRY	DOD TOTAL	ARMY	NAVY	AIR FORCE	DLA	OCE	ODA
STORAGE TECHNOLOGY CORPORATI	McClellan AFB	Califor	35			35			
STORAGE TECHNOLOGY CORPORATI	San Bernardino	Califor	47			47			
STORAGE TECHNOLOGY CORPORATI	San Francisco	Califor	35	35					
STORAGE TECHNOLOGY CORPORATI	Seaside	Califor	79	79					
STORAGE TECHNOLOGY CORPORATI	Denver	Colorad	304			304			
STORAGE TECHNOLOGY CORPORATI	Louisville	Colorad	6,129	2,151	40		3,938		155
STORAGE TECHNOLOGY CORPORATI	Washington	Colorad	242		87				
STORAGE TECHNOLOGY CORPORATI	Washington	D.C.	34		34				
STORAGE TECHNOLOGY CORPORATI	Jacksonville	Florida	51			51			
STORAGE TECHNOLOGY CORPORATI	Patrick AFB	Florida	45	45					
STORAGE TECHNOLOGY CORPORATI	Rock Island	Illinol	43	43					
STORAGE TECHNOLOGY CORPORATI	Fort Campbell	Kentuck	45						
STORAGE TECHNOLOGY CORPORATI	Bethesda	Marylan	38		38				
STORAGE TECHNOLOGY CORPORATI	Fort Ritchie	Marylan	50	50					
STORAGE TECHNOLOGY CORPORATI	Frederick	Marylan	33	33					
STORAGE TECHNOLOGY CORPORATI	Silver Spring	Marylan	1,505	68	140	1,029			268
STORAGE TECHNOLOGY CORPORATI	St. Louis	Missour	2,337	2,337					
STORAGE TECHNOLOGY CORPORATI	Oceanport	Missour	206						
STORAGE TECHNOLOGY CORPORATI	Cincinnati	New Jer	90						
STORAGE TECHNOLOGY CORPORATI	Columbus	Ohio	291				90		291
STORAGE TECHNOLOGY CORPORATI	Philadelphia	Ohio	28		28				
STORAGE TECHNOLOGY CORPORATI	Philadelphia	Penn	28						
STORAGE TECHNOLOGY CORPORATI	Arlington	Virgini	47	67					47
STORAGE TECHNOLOGY CORPORATI	Hampton	Virgini	67						
STORAGE TECHNOLOGY CORPORATI	Quantico Marine Co	Virgini	82		82				
			11,818	5,114	449	1,466	4,319		470
STORCH ENGINEERS	Colts Neck	New Jer	184		184				
STORCH ENGINEERS	Wanamassa	New Jer	59		59				
			243		243				
STORK WERKSPOR DIESEL		NETHERL	294		294				
			294		294				
STORM PRODUCTS CO INC	Burr Ridge	Illinoi	63	26	37				
STORM PRODUCTS CO INC	Hinsdale	Illinoi	28			28			
			91	26	37	28			
STORMENT RIVER SERVICE INC	Hermiston	Oregon	39		39				
			39		39				
STORMS BRUCE LEON MD	Fort Sill	Oklahom	328	328					
			328	328					
STORR OFFICE ENVIRONMENTS IN	Raleigh	N Carol	43			43			
			43			43			
STORZ INSTRUMENT COMPANY	St. Louis	Missour	152	49	56	47			
STORZ INSTRUMENT COMPANY	St. Louis Army Amm	Missour	26			26			
			178	49	56	73			
STORZ KARL ENDOSCOPY-AMERICA	Culver City	Califor	222		37	185			
STORZ KARL ENDOSCOPY-AMERICA	Los Angeles	Califor	36		37	36			
			258		37	221			

(DOLLARS IN THOUSANDS)

CONTRACTOR	CITY	STATE/ COUNTRY	DOD TOTAL	ARMY	NAVY	AIR FORCE	DLA	OCE	ODA
STORZ REISEN		GERMANY	32	32					
			32	32					
STOTT CHAS G & CO INC	Fort McClellan	Alabama	95	95					
STOTT CHAS G & CO INC	Washington	D.C.	351	49	302				
STOTT CHAS G & CO INC	Chicago	Illinois	38		38				
STOTT CHAS G & CO INC	Grand Rapids	Michigan	30			30			
STOTT CHAS G & CO INC	Grandville	Michigan	34	34					
STOTT CHAS G & CO INC	Holland	Michigan	31			31			
STOTT CHAS G & CO INC	Zeeland	Michigan	344	288					56
STOTT CHAS G & CO INC	Statesville	N Carol	228	28	228				
STOTT CHAS G & CO INC	Grand Prairie	Texas	28	466	596	61			56
			1,179						
STOTTS-FRIEDMAN CO INC	Chicago	Illinois	30				30		
STOTTS-FRIEDMAN CO INC	Elk	Illinois	29				29		
STOTTS-FRIEDMAN CO INC	Paramus	New Jer	31				31		
STOTTS-FRIEDMAN CO INC	Dayton	Ohio	56				56		
			146				146		
STOUFFER CORPORATION	Riverside	Califor	75			75			
STOUFFER CORPORATION	North Platte	Nebrask	340				340		
STOUFFER CORPORATION	Solon	Ohio	2,252				2,252		
			2,667			75	2,592		
STOUGHTON TRAILERS INC	Stoughton	Wiscons	1,006	1,006					
			1,006	1,006					
STOUT PLUMBING&HEATING, INC	Sioux Falls	S Dakot	315	315					
			315	315					
STOW MANUFACTURING COMPANY	Binghamton	New Yor	595		83	235	277		
			595		83	235	277		
STOWE MACHINE CO INC	Windsor	Conn	1,796			1,796			
			1,796			1,796			
STRABAG BAU AG		GERMANY	168			168			
			168			168			
STRACENER BROTHERS PAINTING	Blytheville	Arkansa	93			93			
			93			93			
STRACONS INC		PHILIPP	215			215			
			215			215			
STRADER MANUFACTURING INC	Milton	Florida	32		32				
			32		32				
STRAGA WALTER CONSTRUCTION	McGuire AFB	New Jer	189			189			
STRAGA WALTER CONSTRUCTION	Oakhurst	New Jer	956	956					
			1,145	956		189			

(DOLLARS IN THOUSANDS)

CONTRACTOR	CITY	STATE/ COUNTRY	DOD TOTAL	ARMY	NAVY	AIR FORCE	DLA	OCE	ODA
STRAINOPTIC TECHNOLOGIES INC	North Wales	Penn	30		30				
			30						
STRAND INCORPORATED	Fort Wainwright	Alaska	11,189	11,189					
			11,189	11,189					
STRAND PLUMBING COMPANY INC	Louisville	Kentuck	3		3				
			3						
STRANG & DOWNHAM AIA	Washington	D.C.	25		25				
STRANG & DOWNHAM AIA	Bethesda	Marylan	179		179				
			204		204				
STRAPDOWN ASSOCIATES, INC	Minnetonka	Minneso	274		274				
			274		274				
STRASEN & TIEFBAU DACHS		GERMANY	86	86					
			86	86					
STRASSEN & TEERBAUGESELLSCHA		GERMANY	377	377					
			377	377					
STRATE WELDING SUPPLY CO INC	New Orleans	Louisia	95				95		
			95				95		
STRATEGIC ANALYSIS INC	Boston	Mass	50		50				
STRATEGIC ANALYSIS INC	Arlington	Virgini	336	48	41				247
STRATEGIC ANALYSIS INC	Arlington	Virgini	52		52				
			438	48	143				247
STRATEGIC DIMENSIONS INC	Norfolk	Virgini	43		43				
			43		43				
STRATEGIC FINANCIAL PLANNING	Alexandria	Virgini	80		80				
			80		80				
STRATEGIC RESEARCH & MGT SVC	Dayton	Ohio	152			152			
STRATEGIC RESEARCH & MGT SVC	Norfolk	Virgini	145		145				
			297			152			
STRATEGICA INC	Jacksonville	Florida	61					61	
STRATEGICA INC	Jackson	Miss	65					65	
STRATEGICA INC	Vicksburg	Miss	341					341	
			467					467	
STRATEGY CORPORATION	Fort Benning	Georgia	133	133					98
STRATEGY CORPORATION	Alexandria	Virgini	98						98
			231	133					
STRATHMORE MACHINE TOOL CO	Trenton Naval Air	New Jer	103		103				
			103		103				

(DOLLARS IN THOUSANDS)

CONTRACTOR	CITY	STATE/ COUNTRY	DOD TOTAL	ARMY	NAVY	AIR FORCE	DLA	OCE	ODA
STRATOFLEX INC	Green Camp	Ohio	89	84	71	231	89		
STRATOFLEX INC	Fort Worth	Texas	654	84	71	231	268		
			743				357		
STRATOLIFT	Fairbanks	Alaska	233				233		
			233				233		
STRAUB CONSTRUCTION INC	Fort Drum	New Yor	161	161					
			161	161					
STRAWN MERCHANDISE COMPANY	Shady Grove	Penn	46-			46-			
			46-			46-			
STRAWOE GMBH		GERMANY	388	388					
			388	388					
STRAWSER PAVING CO	Rickenbacker AFB	Ohio	104	104					
			104	104					
STRAYER COLLEGE INC	Arlington	Virgini	64	64					
			64	64					
STREATER STORE FIXTURE	Albert Lea	Minneso	66			66			
			66			66			
STREETER/DERMANIS A I A ASSO Bangor		Washing	66			66			
			66			66			
STREICHER CONSTRUCTION INC	Crane	Indiana	181			181			
			181			181			
STREITKRAEFTEAMT US TRUPPENV		BELGIUM	3,556	3,556					
			3,556	3,556					
STRESAU R LABORATORY INC	Spooner	Wiscons	484	69	415				
			484	69	415				
STRIBLING ELECTRIC CO.	Warren	Michiga	38	38					
			38	38					
STRICKER ENGINEERING	Huntington Beach	Califor	234			234			
			234			234			
STRICKLAND J F CONSTRUCTION	March Air Force Ba	Califor	43-			43-			
			43-			43-			
STRICKLAND SALES AND SERVICE Newport		Rhode I	66			66			
			66			66			
STRINGER WELDING & MACHINE I Dugger		Indiana	1,639	117	1,491		31		
			1,639	117	1,491		31		

(DOLLARS IN THOUSANDS)

CONTRACTOR	CITY	STATE/ COUNTRY	DOD TOTAL	ARMY	NAVY	AIR FORCE	DLA	OCE	ODA
STRINGFELLOW LUMBER COMPANY	Grenada	Miss	101 101				101 101		
STRITE-ANDERSON MFR COMPANY	Minneapolis	Minneso	66 66	66 66					
STROCK R L INC	Aberdeen Prov Grnd	Marylan	883	883					
STROCK R L INC	Conowingo Village	Marylan	47 930	47 930					
STROM WILLIAM A CONTRACTING	Orofino	Idaho	2,680					2,680	
STROM WILLIAM A CONTRACTING	Imnaha	Oregon	346					346	
STROM WILLIAM A CONTRACTING	Irrigon	Oregon	48					48	
STROM WILLIAM A CONTRACTING	Everett	Washing	29 3,103					29 3,103	
STROMBERG B CONST CO INC	Glenview	Illinois	56 56		56 56				
STROMBERG B CONSTRUCTION CO	Chicago	Illinois	2,302 2,302	2,302 2,302					
STROMBERG-CARLSON CORP	Lake Mary	Florida	89- 89-	89- 89-					
STROMER LAND LEVELING	Hastings	Nebraska	113 113						
STROMEYER GMBH		GERMANY	270 270	270 270					
STRON INTERNATIONAL INC	Eglin Air Force Ba	Florida	57			57			
STRON INTERNATIONAL INC	Patrick AFB	Florida	52			52			
STRON INTERNATIONAL INC	Pensacola	Florida	36 145		36 36	109			
STRONG BILL ENTERPRISES INC	Granite City	Illinois	881	881					
STRONG BILL ENTERPRISES INC	Fort Campbell	Kentuck	737	737					
STRONG BILL ENTERPRISES INC	Fort Meade	Marylan	62	62					
STRONG BILL ENTERPRISES INC	Selfridge ANGB	Michiga	75	75					
STRONG BILL ENTERPRISES INC	Wurtsmith AFB	Michiga	336			336			
STRONG BILL ENTERPRISES INC	Newport	Rhode I	9,177		9,177				
STRONG BILL ENTERPRISES INC	Fort Bliss	Texas	156	156					
STRONG BILL ENTERPRISES INC	Ogden	Utah	681						681
STRONG BILL ENTERPRISES INC		BERMUDA	42		42				
STRONG GROUP INC	Gloucester	Mass	12,147	1,911	9,219	336			681
STRONG LITE PRODUCTS CORP	McAlester Army Amm	Oklahom	36 36						
STRONG LITE PRODUCTS CORP	McAlester Army Amm	Oklahom	32- 32-						

CONTRACTOR	CITY	STATE/ COUNTRY	DOD TOTAL	ARMY	NAVY	AIR FORCE	DLA	OCE	ODA
STRONG R D CORPORATION	St. Louis	Missouri	72- 72-				72- 72-		
STRUBE WILLIAM P INC	Marietta	Penn	170 170				170 170		
STRUCKMEYER FOAM PRODUCTS	Dallas	Texas	247 247			247 247			
STRUCTO INC	Fort Riley	Kansas	45 45	45 45					
STRUCTOFAB INC	Harleysville	Penn	77 77				77 77		
STRUCTURAL ASSOCIATES INC	St. Inigoes	Marylan	5,089		5,089				
STRUCTURAL ASSOCIATES INC	Fort Drum	New Yor	3,785	3,785					
STRUCTURAL ASSOCIATES INC	Rome	New Yor	29		29				
			8,903	3,785	5,118				
STRUCTURAL CONCEPTS CORP	Spring Lake	Michiga	1,339	511	372	134			322
STRUCTURAL CONCEPTS CORP	Annandale	Virgini	31		31				322
			1,370	511	403	134			322
STRUCTURAL DYNAMICS RES CORP	Washington	D.C.	30		30				
STRUCTURAL DYNAMICS RES CORP	Littleton	Mass	40		40				
STRUCTURAL DYNAMICS RES CORP	Milford	Ohio	265		265				
			335		335				
STRUCTURAL INTEGRITY ASSOC I	San Jose	Califor	157			157			
			157			157			
STRUCTURAL MEASUREMENT SYSTM	San Jose	Califor	87		87				
			87		87				
STRUCTURAL PAINTING CORP	Brunswick MAS	Maine	395		395				
STRUCTURAL PAINTING CORP	Columbus AFB	Miss	99			99			
STRUCTURAL PAINTING CORP	Virginia Beach	Virgini	158		158				
			652		553	99			
STRUCTURE CRAFTS INC	Atlanta	Georgia	99	99					
			99	99					
STRUCTURED SOFTWARE DEV	New Orleans	Louisia	27-			27-			
			27-			27-			
STRUCTURED TECHNOLOGY CORP	New London	Conn	50		50				
STRUCTURED TECHNOLOGY CORP	New London Naval U	Conn	1,691		1,691				
STRUCTURED TECHNOLOGY CORP	Niantic	Conn	296		2,037				
			2,037		2,037				

CONTRACTOR	CITY	STATE/ COUNTRY	DOD TOTAL	(DOLLARS IN THOUSANDS)					
				ARMY	NAVY	AIR FORCE	DLA	OCE	ODA
STRUTHERS DUNN INC	Pitman	New Jer	553 553		77 77	219 219	257 257		
STRUTHERS ELECTRONICS CORP	West Babylon	New Yor	344 344	118 118	49 49	137 137	40 40		
STRUTHERS WELLS CORP	Warren	Penn	4,394 4,394		4,394 4,394				
STRUME MALER GMBH		GERMANY	280 280	280 280					
STRYKER CORPORATION	Sunnyvale	Califor	31	31	35	177	123		
STRYKER CORPORATION	Kalamazoo	Michiga	555	220		33			
STRYKER CORPORATION	Clackamas	Oregon	33		35	210	123		
STS INSTRUMENT CORP	Oakland	Califor	78 78		78 78				
STUARTS	Greensburg	Penn	25 25	25 25					
STUBBINS ASSOCIATES INC THE	L. G. Hanscom AFB	Mass	45 45	45 45					
STUCK ASSOCIATES INC	Little Rock	Arkansa	33 33	33 33					
STUDDARD JAMES B TRANSF STOR	Fort Leavenworth	Kansas	856 856	856 856					
STUDER REVOX AMERICA INC	Nashville	Tennes	724	724					
STUDER REVOX AMERICA INC		SWITZER	193 917	193 917					
STUDIO 1 ARCHITECTUAL/PLANNI	Fallon	Nevada	194 194		194 194				
STUDIO 20	Frederick	Marylan	26 26	26 26					
STUDIO MANUEL M FUSS		ITALY	80 80		80 80				
STUDIO SPECTRUM INC	Burbank	Califor	36 36			36 36			
STUMPF & MUELLER		GERMANY	12,230 12,230	12,230 12,230					

(DOLLARS IN THOUSANDS)										
CONTRACTOR	CITY	STATE/ COUNTRY	DOD TOTAL	ARMY	NAVY	AIR FORCE	DLA	OCE	ODA	
STURKEY ACOUSTICS INC	Parris Island	MCDR S Carol	369 369		369 369					
STURM MACHINE & PARTS INC	Los Angeles	Califor	27 27		27 27					
STURMAN ENTERPRISES	Phoenix	Arizona	35 35			35 35				
STURMCRAFT CO INC	Montgomery	Alabama	116			116				
STURMCRAFT CO INC	Lemoore	Califor	81		81					
STURMCRAFT CO INC	Point Mugu PMTC	Califor	247		247					
STURMCRAFT CO INC	Wurtsmith AFB	Michiga	313	313						
STURMCRAFT CO INC	New York	New Yor	413		413					
STURMCRAFT CO INC	Millington	Tennes	173		173					
STURMCRAFT CO INC	Reese Air Force Ba	Texas	331			331				
			1,674	313	914	447				
STUSSER ELECTRIC COMPANY	Anchorage	Alaska	295 295	295 295						
STUTTARTER GEBAEUDEREINIGUN		GERMANY	95 95	95 95						
STUTZ CO THE	Bradley	Illinois	46 46				46 46			
STUYVESANT DREDGING COMPANY	Chesapeake	Virgini	2,258 2,258							2,258 2,258
STV ENGINEERS INC	Fort George G. Mea	Marylan	550	550						
SIV ENGINEERS INC	Pottstown	Penn	2,769	302	2,467					
SIV ENGINEERS INC	Fairfax	Virgini	28	28						
			3,347	880	2,467					
STV/HD NETTINGHAM/3D INTL	Washington	D.C.	975 975	975 975						
STV/SEELY STEVENSON	Fort Devens	Mass	73 73	73 73						
STW CORP	Hartford	Wiscons	29 29	29 29						
STYBERG E C ENGRG COMPANY	Racine	Wiscons	116 116						116 116	
SUB SEA SYSTEMS INC	Escondido	Califor	57 57		57 57					
SUB-SEM INC	Crystal Lake	Illinois	28							28

(DOLLARS IN THOUSANDS)									
CONTRACTOR	CITY	STATE/ COUNTRY	DOD TOTAL	ARMY	NAVY	AIR FORCE	DLA	OCE	ODA
SUB-SEM INC	Crystal Lake	Illinois	49 77				49 77		
SUBIA CORPORATION	Tucson	Arizona	150 150	150 150					
SUBLETT & ASSOCIATES INC	Campbellsville	Kentuck	250 250					250 250	
SUBLETTE ELECTRIC INC	Williams AFB	Arizona	997	997					
SUBLETTE ELECTRIC INC	Dugway Proving Gro	Utah	2,749	2,749					
SUBLETTE ELECTRIC INC	Hill Air Force Bas	Utah	50 50			50 50			
			3,796	3,746					
SUBMAR INC	Houston	Texas	41 41		41 41				
SUBMARINE PRODUCTS LTD		UNITED	94 94		94 94				
SUBMERSIBLE SYSTEMS INC	Huntington Beach	Califor	840 840	52 52	788 788				
SUBMINIATURE INSTRUMENT CORP	Riverside	Califor	45 45				45 45		
SUBOCEANIC CONSULTANTS INC	White Oak	Marylan	40 40		40 40				
SUBSEA ENGINEERING ASSOCIATE	San Diego	Califor	306 306		306 306				
SUBSURFACE CONSULTANTS INC	Alameda	Califor	31 31					31 31	
SUBURBAN CONTRACTORS INC	Fort Belvoir	Virgini	368 368	368 368					
SUBURBAN DISPOSAL CO INC	Weymouth	Mass	39 39		39 39				
SUBURBAN JANITORIAL SERVICES	Fort McCoy	Wiscons	193 193	193 193					
SUBURBAN LAWN & LANDSCAPE SV	Fort Myer	Virgini	133 133	133 133					
SUBURBAN PROPANE GAS CORP	Peekskill	New Yor	30 30	30 30					
SUBURBAN ROOFING INC	Chambersburg	Penn	60 60	60 60					

(DOLLARS IN THOUSANDS)

CONTRACTOR	CITY	STATE/ COUNTRY	DOD TOTAL	ARMY	NAVY	AIR FORCE	DLA	OCE	ODA
SUBURBAN SANITATION SERVICES El Centro		Califor	62		62				
SUBURBAN SANITATION SERVICES El Centro Naval Ai Califor		Califor	83		83				
			145		145				
SUBURBAN SURGICAL CO	Wheeling	Illinois	37			37			
			37			37			
SUD MARINE ENTERPRISES		FRANCE	232		232				
			232		232				
SUDELETTA SNC		ITALY	26			26			
			26			26			
SUED MUEL-TRANSPORT		GERMANY	67	67					
			67	67					
SUED-MUELL GMBH & CO KG		GERMANY	576	576					
			576	576					
SUEDFLEISCH GMBH		GERMANY	41-				41-		
			41-				41-		
SUEKAWA'S JANITORIAL SERVICE Ogden		Utah	80				80		
SUEKAWA'S JANITORIAL SERVICE Roy		Utah	920			920			
			1,000			920	80		
SUEPRO GMBH TIERKOERPERVERWE		GERMANY	52	52					
			52	52					
SJESS TRANSPORT GMBH		GERMANY	77	77					
			77	77					
SUFFEL		GERMANY	69	69					
			69	69					
SUGAR CONSTRUCTION CO INC	Panama City	Florida	196		196				
			196		196				
SUGARDALE FOODS INCORPORATED Jacksonville		Florida	158				158		
SUGARDALE FOODS INCORPORATED Canton		Ohio	261				261		
			419				419		
SUGERMAN, HARRY, INC	San Antonio	Texas	27				27		
			27				27		
SUGGS MARK CONSTRUCTION CO	Fort Campbell	Kentuck	643	643					
			643	643					
SUGGS TRANSPORTATION SERVICE Clinton		Marylan	50	50					
SUGGS TRANSPORTATION SERVICE Patuxent River NAT		Marylan	408		408				
			458		408				
				50					
				50					

		(DOLLARS IN THOUSANDS)							
CONTRACTOR	CITY	STATE/ COUNTRY	DOD TOTAL	ARMY	NAVY	AIR FORCE	DLA	OCE	ODA
SUGIMURA & ASSOC ARCHITECTS	Campbell	Califor	40	40					
SUGIMURA & ASSOC ARCHITECTS	Lemoore	Califor	79		79				
SUGIMURA & ASSOC ARCHITECTS	Stockton	Califor	34		34				
			153	40	113				
SUH KWANG INDUSTRIAL CO LTD		KOREA,	694	694					
			694	694					
SUISSE-O-MATIC MANUFACTURING	New York	New Yor	26				26		
			26				26		
SUKENOBU KENSETSU CO		JAPAN	281			281			
			281			281			
SULFLO INC	North Tonawanda	New Yor	168				168		
			168				168		
SULLAIR CORPORATION	Michigan City	Indiana	3,502	58		27-	3,103	368	
SULLAIR CORPORATION	Fox River	Wiscons	43					43	
			3,545	58		27-	3,103	411	
SULLIVAN CHARLES & SONS	Fort Knox	Kentuck	72	72					
			72	72					
SULLIVAN CONSTRUCTION	Bergstrom AFB	Texas	74			74			
SULLIVAN CONSTRUCTION	San Antonio	Texas	806			806			
			880			880			
SULLIVAN EDYTHE TENNIS CREAT	San Sebastian	PUERTO	1,495				1,495		
SULLIVAN EDYTHE TENNIS CREAT	San Sebastian	PUERTO	1,415				1,415		
			2,910				2,910		
SULLIVAN ENTERPRISES INC	Pensacola	Florida	71		71				
SULLIVAN ENTERPRISES INC	Millington	Tenness	412		412				
SULLIVAN ENTERPRISES INC	Lewisville	Texas	70					70	
SULLIVAN ENTERPRISES INC	Reese Air Force Ba	Texas	221			221			
SULLIVAN ENTERPRISES INC	San Angelo	Texas	109					109	
			883		483	221		179	
SULLIVAN MINING CORPORATION	San Diego	Califor	48	48					
			48	48					
SULLIVAN R J INC	Fort McCoy	Wiscons	141	141					
			141	141					
SULLIVAN-CARSON INC	York	S Carol	564-					564-	
			564-					564-	
SULO EISENWERK LOHMANN GMBH		GERMANY	1,884	1,884					
			1,884	1,884					

		(DOLLARS IN THOUSANDS)							
CONTRACTOR	CITY	STATE/ COUNTRY	DOD TOTAL	ARMY	NAVY	AIR FORCE	DLA	OCE	ODA
SULZER BROS (U K) LTD		UNITED	30		30				
			30		30				
SULZER SERVICE		GABON	31		31				
			31		31				
SULZER TURBO-SYSTEMS INC	San Antonio	Texas	80			80			
			80			80			
SUMA CORP	Woodstock	Illinois	925		74	768	83		
			925		74	768	83		
SUMARIA SYSTEMS INC	Wakefield	Mass	2,380			2,380			
			2,380			2,380			
SUMII & CO LTD		JAPAN	507		507				
			507		507				
SUMITOMO ELECTRIC U S A INC		JAPAN	27			27			
			27			27			
SUMITOMO HEAVY INDUSTRIES LT		JAPAN	10,828		10,828				
			10,828		10,828				
SUMMA TRADING COMPANY LTD		KOREA,	40				40		
			40				40		
SUMMATION INCORPORATED	Kirkland	Washing	46		46				
			46		46				
SUMMER CORPORATION	Washington	D.C.	199		199				
			199		199				
SUMMERLIN ASSOCIATES INC	Lewisville	Arkansa	30		30				
SUMMERLIN ASSOCIATES INC	Truth or Consequen	New Mex	164		164				
			194		194				
SUMMERS CONSTRUCTION INC	Camp Lejeune	N Carol	836		836				
			836		836				
SUMMERS ELECTRIC COMPANY	Chicago	Illinois	48				48		
SUMMERS ELECTRIC COMPANY	Austin	Texas	33				33		
			81				81		
SUMMERVILLE CONSTRUCTION LTD	Oklahoma City	Oklahom	39		39				
			39		39				
SUMMERVILLE CONSTRUCTION MGM		CANADA	40		40				
			40		40				
SUMMERVILLE STEEL COMPANY	Kent	Washing	25		25				
			25		25				

(DOLLARS IN THOUSANDS)									
CONTRACTOR	CITY	STATE/ COUNTRY	DOD TOTAL	ARMY	NAVY	AIR FORCE	DLA	OCE	ODA
SUMMIT ANALYTICAL SCIENCES I	Colorado Springs	Colorado	50			50			
			50			50			
SUMMIT AVIATION INC	Middletown	Delaware	3,819	3,819					
			3,819	3,819					
SUMMIT CONTRACTING CO	Fort Polk	Louisia	49-	49-					
			49-	49-					
SUMMIT CONTRACTORS INC	Yorktown	Virgini	129		129				
			129		129				
SUMMIT CONTRACTORS INC	Richards-Gebaur AF	Missour	295			295			
			295			295			
SUMMIT ELECTRIC CORP	Homestead AFB	Florida	94			94			
			94			94			
SUMMIT ELECTRONICS INC	Factoryville	Penn	72	72					
			72	72					
SUMMIT ENGINEERING COMPANY	Lee's Summit	Missour	290	290					
			290	290					
SUMMIT GEAR INC	Plymouth	Minneso	374	162		82	130		
			374	162		82	130		
SUMMIT GENERAL CONTRACTORS I	Clear Site	Alaska	1,318	1,318					
SUMMIT GENERAL CONTRACTORS I	Eielson AFB	Alaska	34	34					
SUMMIT GENERAL CONTRACTORS I	Fort Wainwright	Alaska	76	76					
			1,428	1,428					
SUMMIT GRADING & PAVING INC	George AFB	Califor	135			135			
			135			135			
SUMMIT INDUSTRIES INC	Northbrook	Illinoi	48						48
SUMMIT INDUSTRIES INC	Norwood	Mass	58						58
SUMMIT INDUSTRIES INC	Minneapolis	Minneso	98						98
SUMMIT INDUSTRIES INC	East Hanover	New Jer	46						46
SUMMIT INDUSTRIES INC	Greene	New Yor	40-						40-
SUMMIT INDUSTRIES INC	Dayton	Ohio	29						29
			239						239
SUMMIT INSULATION INC	San Antonio	Texas	46			46			
			46			46			
SUMMIT MACHINE TOOL MFG	Oklahoma City	Oklahom	369						369
			369						369
SUMMIT PRECISION INDUSTRIES	Fort Wayne	Indiana	109						109
			109						109

(DOLLARS IN THOUSANDS)

CONTRACTOR	CITY	STATE/ COUNTRY	DOD TOTAL	ARMY	NAVY	AIR FORCE	DLA	OCE	ODA
SUMMIT RESEARCH CORPORATION	Gaithersburg	Marylan	1,746		1,746				
SUMMIT RESEARCH CORPORATION	Silver Spring	Marylan	40		40				
SUMMIT RESEARCH CORPORATION	Village North	Marylan	131		131				
			1,917		1,917				
SUMMIT RICHMOND CORP	Madison Heights	Michiga	59				59		
			59				59		
SUMMIT STEEL CORPORATION	Cleveland	Ohio	34		34				
SUMMIT STEEL CORPORATION	Mayfield Heights	Ohio	425		425				
			459		459				
SUMMIT TECHNOLOGIES INC	Crane Naval Weapon	Indiana	772		772				
SUMMIT TECHNOLOGIES INC	Annapolis	Marylan	1,905		1,905				
SUMMIT TECHNOLOGIES INC	Patuxent River NAT	Marylan	1,809		1,809				
SUMMIT TECHNOLOGIES INC	Bala-Cynwyd	Penn	403	403					
SUMMIT TECHNOLOGIES INC	Philadelphia	Penn	497		497				
SUMMIT TECHNOLOGIES INC	Fort Hood	Texas	92			92			
SUMMIT TECHNOLOGIES INC	Springfield	Virgini	7,021		3,710				
			11,499	3,806	7,693				
SUMMIT WHITE GMC TRUCKS	Dallas	Texas	53					53	
			53					53	
SUMNERS M CO	Crane	Indiana	94		94				
SUMNERS M CO	Fort Polk	Louisia	76	76					
SUMNERS M CO	Fort Sill	OKlahom	77						
SUMNERS M CO	Fort Hood	Texas	160	160					
			407	313	94				
SUMRALL CONSTRUCTION CO	Bossier City	Louisia	125					125	
			125					125	
SUMTER CONTRACTING CORP	Quantico Marine Co	Virgini	418		418				
			418		418				
SUN BELT INTERNATIONAL CORP	San Antonio	Texas	36					36	
			36					36	
SUN BELT LINENS INC	Corpus Christi	Texas	34		34				
			34		34				
SUN CLOTHES	Philadelphia	Penn	213						213
			213						213
SUN EAGLE CORP	Davis-Monthan AFB	Arizona	1,199	1,199					
SUN EAGLE CORP	Luke Air Force Bas	Arizona	169	30					139
SUN EAGLE CORP	Sierra Vista	Arizona	154	154					
SUN EAGLE CORP	Williams AFB	Arizona	2,958	2,958					
			4,480	4,341					139

		(DOLLARS IN THOUSANDS)							
CONTRACTOR	CITY	STATE/ COUNTRY	DOD TOTAL	ARMY	NAVY	AIR FORCE	DLA	OCE	ODA
SUN EIGHT CO INC	Placentia	Califor	317			317			
			317			317			
SUN ELECTRIC CORPORATION	Crystal Lake	Illinois	187			158	29		
			187			158	29		
SUN ENVIRONMENTAL INC	Newark Air Force S Ohio		32			32			
			32			32			
SUN IL METAL CO LTD		KOREA,	32	32					
			32	32					
SUN INDUSTRIES OF BAY COUNTY	Panama City	Florida	47			47			
			47			47			
SUN LAND BEEF COMPANY	Tolleson	Arizona	1,428			1,428			
			1,428			1,428			
SUN MEDICAL INC	Wallingford	Conn	26			26			
SUN MEDICAL INC	Arlington	Texas	143	57		86			
SUN MEDICAL INC		ISRAEL	118	57		118			
			287			230			
SUN MICROSYSTEMS FEDERAL INC	King of Prussia	Penn	53	49	53				371
SUN MICROSYSTEMS FEDERAL INC	Vienna	Virginia	420	49	53				371
			473						
SUN MICROSYSTEMS INC	Fort Rucker	Alabama	113						
SUN MICROSYSTEMS INC	Huntsville	Alabama	30						
SUN MICROSYSTEMS INC	Camp Pendleton	Califor	25		30				
SUN MICROSYSTEMS INC	China Lake NWC	Califor	43		25				
SUN MICROSYSTEMS INC	El Segundo	Califor	99		43				
SUN MICROSYSTEMS INC	Milpitas	Califor	335		50	49			
SUN MICROSYSTEMS INC	Monterey	Califor	92			335			
SUN MICROSYSTEMS INC	Mountain View	Califor	303			231			
SUN MICROSYSTEMS INC	Mountain View	Califor	2,875						
SUN MICROSYSTEMS INC	Orange	Califor	409	35	2,840				
SUN MICROSYSTEMS INC	Palo Alto	Califor	620		409				
SUN MICROSYSTEMS INC	San Diego	Califor	98		98				
SUN MICROSYSTEMS INC	Colorado Springs	Colorad	28						
SUN MICROSYSTEMS INC	Englewood	Colorad	1,218			28			
SUN MICROSYSTEMS INC	Norwalk	Conn	47			1,218			
SUN MICROSYSTEMS INC	Washington	D.C.	126	47		38			
SUN MICROSYSTEMS INC	Schaumburg	Illinois	235	235					
SUN MICROSYSTEMS INC	New Orleans	Louisia	74		74				
SUN MICROSYSTEMS INC	Baltimore	Marylan	95						
SUN MICROSYSTEMS INC	Billerica	Mass	50			50			
SUN MICROSYSTEMS INC	Boston	Mass	39						
SUN MICROSYSTEMS INC	Lexington	Mass	122	55		67			
SUN MICROSYSTEMS INC	Fort Lee	New Jer	202	170					
SUN MICROSYSTEMS INC	Oceanport	New Jer	57	57					

(DOLLARS IN THOUSANDS)

CONTRACTOR	CITY	STATE/ COUNTRY	DOD TOTAL	ARMY	NAVY	AIR FORCE	DLA	ODC	ODA
SUN MICROSYSTEMS INC	Picatinny Arsenal	New Jer	706	706					
SUN MICROSYSTEMS INC	Cincinnati	Ohio	40			40			
SUN MICROSYSTEMS INC	King of Prussia	Penn	27		27				
SUN MICROSYSTEMS INC	Vienna	Virgini	1,707	208	1,014	68			417
SUN MICROSYSTEMS INC	Kirkland	Washing	608	26	582				
SUN MICROSYSTEMS INC	Vienna	W Virgi	99		99				
			10,522	1,747	5,614	2,744			417
SUN MCON IND COMPANY		KOREA,	293	293					
			293	293					
SUN PLANTCO LTD		JAPAN	339		339				
			339		339				
SUN REFINING & MKTG COMPANY	Toledo	Ohio	45				45		
SUN REFINING & MKTG COMPANY	Tulsa	Oklahom	19,302			137	19,302		
SUN REFINING & MKTG COMPANY	Marcus Hook	Penn	60,207			137	60,070		
			79,554				79,417		
SUN RIVER ELECTRIC CO-OP INC	Malmstrom AFB	Montana	354			354			
			354			354			
SUN ROOFING INC	Apalachicola	Florida	114					114	
			114					114	
SUN SECURITY SERVICES	El Centro	Califor	74-						
SUN SECURITY SERVICES	El Centro	Califor	564		564				
SUN SECURITY SERVICES	San Diego	Califor	191		74-				
			681		681				
SUN SVCS LIQUID WASTE REMOVA	Williams AFB	Arizona	45			45			
			45			45			
SUN TEX FENCE CO INC	Grand Prairie	Texas	54						54
			54						54
SUN WAVE INDUSTRIAL CO LTD		JAPAN	33		33				
			33		33				
SUN-DMOND GRWERS OF CLIFORNI	San Ramon	Califor	1,759			26	1,733		
SUN-DMOND GRWERS OF CLIFORNI	Alexandria	Virgini	105			26	105		
			1,864				1,838		
SUN-T E C INTERNATIONAL INC	Miami	Florida	44			44			
			44			44			
SUNAIR CO	Cincinnati	Ohio	42		42				
SUNAIR CO	Oreland	Penn	34		34				
			76		76				
SUNAIR ELECTRONICS INC	Fort Lauderdale	Florida	681	571	75	35			

CONTRACTOR	CITY	STATE/ COUNTRY	DOD TOTAL	ARMY	NAVY	AIR FORCE	DLA	OCE	ODA
SUNAIR ELECTRONICS INC	Portsmouth	Virginia	28 709	571	28 103	35			
SUNARHAUSERMAN INC	Cleveland	Ohio	49 49			49 49			
SUNATCO CORPORATION	Philadelphia	Penn	47 47	47 47					
SUNBANK ELECTRONICS	Paso Robles	Califor	70 70		70 70				
SUNBELT ELECTRICAL COMPANY	Yuma Proving Groun	Arizona	130						
SUNBELT ELECTRICAL COMPANY	Key West	Florida	282						
SUNBELT ELECTRICAL COMPANY	Patrick AFB	Florida	221			221			
SUNBELT ELECTRICAL COMPANY	Scott Air Force Ba	Illinoi	548			548			
SUNBELT ELECTRICAL COMPANY	Fort Leavenworth	Kansas	808						
SUNBELT ELECTRICAL COMPANY	Whiteman AFB	Missour	2,369						
SUNBELT ELECTRICAL COMPANY	Seymour Johnson AF	N Carol	74		74	763			
SUNBELT ELECTRICAL COMPANY	Millington	Tenness	5,195	3,307	356	1,532			
SUNBELT ELECTRONICS INC	Allen	Texas	33 33			33 33			
SUNBELT MOTOR INNS VENT	Dallas	Texas	388 388	388 388					
SUNBURST RECOVERY INC	Steamboat Springs	Colorad	170 170			170 170			
SUNBURY SUPPLY	Ferguson	Kentuck	205						205
SUNBURY SUPPLY	Ferguson	Kentuck	317						317
SUNBURY SUPPLY	Charlottesville	Virginia	259 781						259 781
SUNCOR INC	Columbia	S Carol	864 864	864 864					
SUNCRAFT ENGINEERING	Westlake Village	Califor	249 249	249 249					
SUNCRAFT MACHINE SUS & SALES	Albuquerque	New Mex	50 50			50 50			
SUNDAY HOUSE FOODS INC	Fredericksburg	Texas	26 26						26 26
SUNDEX LTD	Bangor	Maine	90 90			90 90			

(DOLLARS IN THOUSANDS)

CONTRACTOR	CITY	STATE/ COUNTRY	DOD TOTAL	ARMY	NAVY	AIR FORCE	DLA	OCE	ODA
SUNDIAL MAR TUG & BARGE WORK	Portland	Oregon	221					221	
SUNDIAL MAR TUG & BARGE WORK	Troutdale	Oregon	83					83	
			304					304	
SUNDORPH AERONAUTICAL CORP	Cleveland	Ohio	78				78		
			78				78		
SUNDSTRAND CORPORATION	Phoenix	Arizona	113			113			
SUNDSTRAND CORPORATION	Brea	Califor	86			86			
SUNDSTRAND CORPORATION	San Diego	Califor	83,447	28,999	1,487	50,757	2,204		
SUNDSTRAND CORPORATION	Arvada	Colorad	134			134			
SUNDSTRAND CORPORATION	Rockford	Illinois	83,006	841	14,619	64,608	2,938		
SUNDSTRAND CORPORATION	Rockwood	Illinois	73						
			166,859	29,840	16,106	115,698	5,215		
SUNDSTRAND DATA CONTROL INC	Redmond	Washing	13,556	1,250	6,671	5,366	269		
			13,556	1,250	6,671	5,366	269		
SUNDSTRAND SERVICE CORPORATI	Rockford	Illinois	343			343			
			343			343			
SUNDT CORP	Fort Covington	New Yor	45-	45-					
SUNDT CORP	Fort Drum	New Yor	28	28					
SUNDT CORP		PHILLIPP	559		559				
			542	17-	559				
SUNDT CORP & COFFMAN CONSTR	Cherry Point	MCAS N Carol	8,625		8,625				
			8,625		8,625				
SUNFAIR ENGINEERING	Eielson AFB	Alaska	32			32			
			32			32			
SUNFLOWER LANDSCAPE	El Centro	Califor	343		343				
			343		343				
SUNG AM ENGR CORP		KOREA,	407	407					
			407	407					
SUNG DO DEVELOPMENT CO LTD		KOREA,	117	117					
			117	117					
SUNG JU ENTERPRISE CO LTD		KOREA,	103	103					
			103	103					
SUNGWON CONSTRUCTION CO LTD		KOREA,	185	185					
			185	185					
SUNKIST GROWERS INC	Burbank	Califor	26					26	
SUNKIST GROWERS INC	Ontario	Califor	159					159	
			185					185	

CONTRACTOR	CITY	STATE/ COUNTRY	DOD TOTAL	ARMY	NAVY	AIR FORCE	DLA	OCE	ODA	
										(DOLLARS IN THOUSANDS)
SUNKYONG ENGINEERING CONS		KOREA.	112 112	112 112						
SUNKYONG LTD		KOREA.	36,358 36,358				36,358 36,358			
SUNLAND COMMERCIAL INC	Sierra Vista	Arizona	112 112	112 112						
SUNLAND OPTICAL CO INC	Fort Bliss	Texas	32 32	32 32						
SUNNEN PRODUCTS COMPANY	Fort Bellefontaine	Missour	34	34			34			
SUNNEN PRODUCTS COMPANY	St. Louis	Missour	42 76	42 76			42 76			
SUNNYBROOK INC	Lemoore	Califor	99	99						115
SUNNYBROOK INC	Holloman AFB	New Mex	115							115
SUNNYBROOK INC	Fort Bliss	Texas	71 285	71 71						115
SUNOL SCIENCES CORP	Dublin	Califor	306 306	60 60						195 195
SUNOPTICS INC	Portland	Oregon	27 27							27 27
SUNOX INC	Irvine	Califor	34							34
SUNOX INC	Cleveland	Ohio	39 73							39 39
SUNPOWER INC	Athens	Ohio	783 783	783 783						
SUNRAY LIGHTING INC	Santa Ana	Califor	49 49							49 49
SUNREZ CORPORATION	El Cajon	Califor	50 50	50 50						
SUNRISE ELECTRONICS INC	Glendora	Califor	126 126							126 126
SUNRISE INDUSTRIAL PNTG CONT	Homestead AFB	Florida	35 35							35 35
SUNRISE LANDSCAPING	Orland	Califor	37 37							37 37
SUNRISE SYSTEMS OF BREVARD	Cape Canaveral	AFS Florida	38							38
SUNRISE SYSTEMS OF BREVARD	Orlando	Florida	32							32

		(DOLLARS IN THOUSANDS)							
CONTRACTOR	CITY	STATE/ COUNTRY	DOD TOTAL	ARMY	NAVY	AIR FORCE	DLA	OCE	ODA
SUNRISE SYSTEMS OF BREVARD	Patrick AFB	Florida	212 282		32	212 250			
SUNRISE WASTE CONTAINER SVC	Mather AFB	Califor	339 339			339 339			
SUNSET CONSTRUCTION INC	Elmendorf AFB	Alaska	84 84	84 84					
SUNSET CUSTODIAL SERVICES IN Newport	Newport	Rhode I	4,043 4,043		4,043 4,043				
SUNSET ENTERPRISES INC	Kailua	Hawaii	306 306	306 306					
SUNSHINE BISCUITS INC (DEL)	New York	New Yor	787 787				787 787		
SUNSHINE CONSTRUCTION INC	El Paso	Texas	30	33				30	
SUNSHINE CONSTRUCTION INC	Fort Bliss	Texas	63	33				30	
SUNSHINE PRODUCE COMPANY		PHILIPP	33 33		33 33				
SUNTEC INDUSTRIES INCORPORAT	Rockford	Illinois	186 186	186 186					
SUPAC SYSTEMS INC	Edwards AFB	Califor	185			185			
SUPAC SYSTEMS INC	Eglin Air Force Ba	Florida	1,856			1,856			
SUPAC SYSTEMS INC	Chambersburg	Penn	3,091	3,091					
SUPAC SYSTEMS INC	San Antonio	Texas	243			243			
			5,375	3,091		2,284			
SUPER MEX INC	Los Angeles	Califor	575 575	575 575					
SUPER RADIANT SYSTEMS	Conway	Mass	49 49		49 49				
SUPER SEER CORPORATION	Evergreen	Colorad	38 38			38 38			
SUPERBYG NUUK GMBH		DENMARK	98 98			98 98			
SUPERCON INCORPORATED	Shrewsbury	Mass	125 125	50 50					
SUPERCONDUCTOR TECH INC	Goleta	Califor	1,370 1,370		1,370 1,370				

CONTRACTOR	CITY	STATE/ COUNTRY	DOD TOTAL	ARMY	NAVY	AIR FORCE	DLA	OCE	ODA
SUPERDECK MARKETING	Minneapolis	Minneso	50 50			50 50			
SUPERFOS A/S		GREENLA	195 195	195 195					
SUPERIOR AUTOMATIC DOOR INC	Fort Meade	Marylan	42 42	42 42					
SUPERIOR BOAT WORKS INC	Greenville	Miss	2,011 2,011					2,011 2,011	
SUPERIOR BUILDING MAINT	Pasco	Washing	27 27					27 27	
SUPERIOR CABLE CORPORATION	Atlanta	Georgia	116					116	
SUPERIOR CABLE CORPORATION	Brownwood	Texas	661		52			609	
SUPERIOR CABLE CORPORATION	Orange	Texas	62					62	
SUPERIOR CABLE CORPORATION	Waco	Texas	71 910		52			71 858	
SUPERIOR CARRIERS INC	Marion	Virgini	102 102					102 102	
SUPERIOR DRAPERY		NETHERL	36 36			36 36			
SUPERIOR ELECTRIC CO THE	Bristol	Conn	1,550 1,550		1,409 1,409	141 141			
SUPERIOR ENGRG & ELECTRONIC	San Diego	Califor	3,551	339	3,551	163			
SUPERIOR ENGRG & ELECTRONIC	Norfolk	Virgini	1,217 4,768	339	4,266	163			
SUPERIOR FOODS	Watsonville	Califor	33 33					33 33	
SUPERIOR FOUNDRY CO	West Babylon	New Yor	40 40					40 40	
SUPERIOR GAS & EQUIPMENT COM		PHILIPP	30 30		30 30				
SUPERIOR GUNITE	Portsmouth	Virgini	3,535 3,535		3,535 3,535				
SUPERIOR HEALTHCARE GROUP IN	Cumberland	Rhode I	170 170					170 170	
SUPERIOR INSULATION CO INC	Tooele Army Depot	Utah	26 26	26 26					

(DOLLARS IN THOUSANDS)

CONTRACTOR	CITY	STATE/ COUNTRY	DOD TOTAL	ARMY	NAVY	A <sup>1</sup> FORCE	DLA	OCE	ODA
SUPERIOR JANITORIAL SERVICE	Lathrop	Califor	72	72					
SUPERIOR JANITORIAL SERVICE	Tracy	Califor	190				190		
SUPERIOR JANITORIAL SERVICE	Tampa	Florida	105			105			
SUPERIOR JANITORIAL SERVICE	Fort Drum	New Yor	54	54					
			421	126		105	190		
SUPERIOR LINEN CO INC	Miami	Florida	45			45			
			45			45			
SUPERIOR MACHINE & SUPPLY CO	Talladega	Alabama	630		630				
			630		630				
SUPERIOR MAINTENANCE SERVICE		PHILIPP	580						
			580						580
			580						580
SUPERIOR MANAGEMENT SERVICES	Washington	D.C.	83						
SUPERIOR MANAGEMENT SERVICES	Arlington	Virgini	27						83
SUPERIOR MANAGEMENT SERVICES	Dahlgren	Virgini	43						27
SUPERIOR MANAGEMENT SERVICES	Quantico	Virgini	220						43
SUPERIOR MANAGEMENT SERVICES	Quantico Marine Co	Virgini	249						220
			622						249
			622						622
SUPERIOR MARINE INC	Navy Yard	Virgini	645						
SUPERIOR MARINE INC	Norfolk	Virgini	1,002						645
SUPERIOR MARINE INC	Portsmouth	Virgini	916						1,002
			2,563						916
			2,563						2,563
SUPERIOR MECHANICAL SERVICES	Dayton	Ohio	150						
SUPERIOR MECHANICAL SERVICES	Wright Patterson A	Ohio	174						150
			324						174
			324						324
SUPERIOR MFG & INSTR DEL	New York	New Yor	539						
			539						539
			539						539
SUPERIOR PLUMBING & HEATING	Rome	New Yor	174						
			174						174
			174						174
SUPERIOR SANITATION SERVICE	Fort Stewart	Georgia	49	49					
			49	49					
SUPERIOR SCALE & INSTRUMENT	Deptford	New Jer	31						
			31						31
			31						31
SUPERIOR STEEL DOOR & TRIM C	Hopewell	New Yor	367						
SUPERIOR STEEL DOOR & TRIM C	Hopewell Junction	New Yor	633						367
SUPERIOR STEEL DOOR & TRIM C	New ork	New Yor	1,473						633
			2,473						1,473
			2,473						1,473
SUPERIOR SURGICAL MFG CO INC	Eudora	Arkansa	903						
SUPERIOR SURGICAL MFG CO INC	Seminole	Florida	111						903
			111						111
			1,014						111

(DOLLARS IN THOUSANDS)

CONTRACTOR	CITY	STATE/ COUNTRY	DOD TOTAL	ARMY	NAVY	AIR FORCE	DLA	OCE	ODA
SUPERIOR WELDING INC	Bartlesville	Oklahom	1,031			1,031			
			1,031						
SUPERIOR-LIDGERWOOD-MUNDY CO	Gallipolis Ferry	W Virgi	244		215			244	
SUPERIOR-LIDGERWOOD-MUNDY CO	Genoa	Wiscons	215		270			100	
SUPERIOR-LIDGERWOOD-MUNDY CO	Superior	Wiscons	370		485			344	
			829						
SUPERPRESSURE INC	Jessup	Marylan	85	85					
			85	85					
SUPERVAC OF AMERICA INC	Parris Island	MCRD S Carol	156		156				
			156		156				
SUPPORT MANAGEMENT SERVICES	Port Hueneme	Califor	151		151				
			151		151				
SUPPORT SERVICES	Washington	D.C.	83					83	49
SUPPORT SERVICES	Silver Spring	Marylan	99					50	49
			182					133	
SUPPORT SVS	Oakland Army Base	Califor	90	90					
SUPPORT SVS	Miami Beach	Florida	462			462			
SUPPORT SVS	Fort Riley	Kansas	181	181					
			733	271		462			
SUPPORT SYSTEMS ASSOCIATES	Alameda	Califor	987						
SUPPORT SYSTEMS ASSOCIATES	North Island	Califor	4,081		987				
SUPPORT SYSTEMS ASSOCIATES	Jacksonville	Florida	2,286		4,081				
SUPPORT SYSTEMS ASSOCIATES	Pensacola	Florida	2,236		2,286				
SUPPORT SYSTEMS ASSOCIATES	Warner Robins	Georgia	82		236				
SUPPORT SYSTEMS ASSOCIATES	Hauptpaugue	New Yor	18,870		540	82			
SUPPORT SYSTEMS ASSOCIATES	Northport	New Yor	8,038		290	18,330			
SUPPORT SYSTEMS ASSOCIATES	Cherry Point	N Carol	3,855		290	7,748			
SUPPORT SYSTEMS ASSOCIATES	Norfolk	Virgini	2,118		3,855				
			40,553		14,393	26,160			
SUPPORT TERMINAL SERVICES INC	Dallas	Texas	27,981						
SUPPORT TERMINAL SERVICES IN Moundville		Alabama	340				340		
SUPPORT TERMINAL SERVICES IN Baltimore		Marylan	187		187				
SUPPORT TERMINAL SERVICES IN Drumright		Oklahom	674				674		
SUPPORT TERMINAL SERVICES IN Elmendorf		Texas	556				556		
			1,757		187		1,570		
SUPREME BEEF PROCESSORS INC	Dallas	Texas	27,981						
			27,981				27,981		
SUPREME EDGELIGHT DEVICES IN Westhampton Beach	New Yor	New Yor	58					58	
			58					58	
SUPREME ELEC CONTRACTORS	El Centro	Califor	34		34				
			34		34				

CONTRACTOR	CITY	STATE/ COUNTRY	DOD TOTAL	ARMY	NAVY	DOLLARS IN THOUSANDS			DLA	OCE	ODA
						AIR FORCE					
SUPREME EQUIPMENT & SYSTEMS	New York	New York	88	41	47						
			88	41	47						
SUPREME SCREW PRODUCTS INC	New York	New York	53		53						
			53		53						
SUPRIOR SERVICES INC	Adelphi	Maryland	66	66							
			66	66							
SUR-TECH INC	Camp Lejeune	N Carol	350		350						
			350		350						
SURDEX CORPORATION	Chesterfield	Missour	73						73		73
			73						73		73
SURE POWER INDUSTRIES N AMER	Tualatin	Oregon	166						166		166
			166						166		166
SURE-FIRE INC	Oshkosh	Wiscons	28	28							
			28	28							
SURFACE OPTICS CORP	San Diego	Califor	100		50					50	
			100		50					50	
SURFACE TECHNOLOGIES INC	Jacksonville	Florida	492		492						
			67							67	
SURFACE TECHNOLOGIES INC	Neptune Beach	Florida	307		307						
			633		633						
SURFACE TECHNOLOGIES INC	Charleston	S Carol	1,499		1,432					67	
			1,499		1,432					67	
SURGICAL ASSOCIATES	Corpus Christi	Texas	240		240						
			240		240						
SURGIKOS INC	Arlington	Texas	51								51
			135								135
SURGIKOS INC	Grand Prairie	Texas	502								502
			688								688
SURGIKOS INC		MEXICO									
SURGILASE INC	warwick	Rhode I	70							70	
			70							70	
SURGIMEX INC	Jersey City	New Jer	111								111
			111								111
SURREITE STRG BTRY CO	Salem	Mass	34								34
			94								94
SURRETTE STRG BTRY CO	Tilton-Northfield	N.H.	128								128
			128								128
SURVEILLANCE SYSTEMS INC	Costa Mesa	Califor	30-	91-						61	
			30-	91-						61	

CONTRACTOR	CITY	STATE/ COUNTRY	DOD TOTAL	ARMY	NAVY	AIR FORCE	DLA	OCE	ODA
SURVIVE ENGINEERING COMPANY	Bel Air	Marylan	459	459					
SURVIVE ENGINEERING COMPANY	Bernardston	Mass	49	49					
			508	459		49			
SURVIVAL PRODUCTS	Elizabeth	New Jer	51	51					
			51	51					
SURVIVAL TECHNOLOGY INC	Quincy	Mass	35				35		
SURVIVAL TECHNOLOGY INC	St. Louis	Missour	6,501				6,501		
			6,536				6,536		
SUSPENSION PARTS INDUSTRIES		ISRAEL	333	333					
			333	333					
SUSQUEHANNA RESOURCS ENVRNMN	Binghamton	New Yor	405	341		64			
			405	341		64			
SUSQUEHANNA SUPPLY CO INC	Cowanesque	Penn	573					573	
			573					573	
SUSSEN INC	Flint	Michiga	42				42		
SUSSEN INC	Kettering	Ohio	52				52		
			94				94		
SUSUMU CONSTRUCTION INC	Hill Air Force Bas	Utah	193			193			
SUSUMU CONSTRUCTION INC	Ogden	Utah	211			211			
			404			404			
SUTHERLAND AIRMOTIVE INC	Ardmore	Oklahom	137				137		
			137				137		
SUTHERLIN INDUSTRIES	Sutherlin	Oregon	206	177	29				
			206	177	29				
SUTRON CORPORATION	Vicksburg	Miss	117					117	
SUTRON CORPORATION	Tulsa	Oklahom	175					175	
SUTRON CORPORATION	Herndon	Virgini	258	50		37		171	
			550	50		37		463	
SUTTER BIOMEDICAL	San Diego	Califor	40	40					
			40	40					
SUTTER INTERNATIONAL EQP	Vienna	Virgini	32	32					
			32	32					
SUTTLE APPARATUS CORPORATION	Humacao	PUERTO	79						79
			79						79
SUTTON BEST	Florence	S Carol	100						100
			100						100

		(DOLLARS IN THOUSANDS)							
CONTRACTOR	CITY	STATE/ COUNTRY	DOD TOTAL	ARMY	NAVY	AIR FORCE	DLA	OCE	ODA
SUTTON J S CONSTRUCTION CO	Norfolk	Virgini	388 388		388 388				
SUTTON SHIRT CORP	Byrdstown	Tenness	528 528				528 528		
SUZUKI JIHAN TOHOKO CO LTD		JAPAN	64 64	64 64					
SUZUKI KENSETSU KOGYO CO LTD		JAPAN	142 142	142 142					
SUZUKI TOSO KOJIBU CO LTD		JAPAN	138 138		138 138				
SVERDRUP & PARCEL AND ASSOC	San Francisco	Califor	66	66					
SVERDRUP & PARCEL AND ASSOC	Kings Bay	Georgia	1,815		1,815				182
SVERDRUP & PARCEL AND ASSOC	St. Louis	Missour	205	205					
SVERDRUP & PARCEL AND ASSOC	Fort Drum	New Yor	40		40				
SVERDRUP & PARCEL AND ASSOC	Norfolk	Virgini	45	45					
SVERDRUP & PARCEL AND ASSOC		GERMANY	272	272					
SVERDRUP & PARCEL AND ASSOC		PORTUGA	67-	67-					
SVERDRUP & PARCEL AND ASSOC		UNITED	2,558	249	2,127				182
SVERDRUP CORPORATION	Anchorage	Alaska	117	117					
SVERDRUP CORPORATION	Fairbanks	Alaska	10,446	10,446					
SVERDRUP CORPORATION	San Francisco	Califor	123						123
SVERDRUP CORPORATION	Vandenber AFB	Califor	184	184					
SVERDRUP CORPORATION	Buckley ANGB	Colorad	338	338					
SVERDRUP CORPORATION	Kings Bay	Georgia	3,208		3,208				
SVERDRUP CORPORATION	Mehville	Missour	56	56					
SVERDRUP CORPORATION	St. Louis	Missour	2,931	1,030					1,901
SVERDRUP CORPORATION	Nashville	Tenness	2,220						220
SVERDRUP CORPORATION			17,623	12,171	3,208				2,244
SVERDRUP TECHNOLOGY INC	Eglin Air Force Ba	Florida	7,859			7,859			
SVERDRUP TECHNOLOGY INC	Shallmar	Florida	752			752			
SVERDRUP TECHNOLOGY INC	Arnold AFS	Tenness	51,769			51,769			
SVERDRUP TECHNOLOGY INC	Tallahoma	Tenness	3,342			2,943			399
SVERDRUP TECHNOLOGY INC			63,722			63,323			399
SW MISSOURI STATE UNIV	Pleasant Valley	Iowa	100 100						100 100
SWAFFORD INDUSTRIES	Palo Alto	Califor	25 25				25 25		
SWAGER COMMUNICATIONS DEL	Yuma Proving Groun	Arizona	69	69					89
SWAGER COMMUNICATIONS DEL	East Peoria	Illinoi	139		139				
SWAGER COMMUNICATIONS DEL	Angola	Indiana	297	69					89

(DOLLARS IN THOUSANDS)

CONTRACTOR	CITY	STATE/ COUNTRY	DOD TOTAL	ARMY	NAVY	AIR FORCE	DLA	OCE	ODA
SWAIM MACHINE CO INC	Woodville	Alabama	32 32	32 32					
SWALES & ASSOCIATES	Clarksville	Marylan	153 153		153 153				
SWAN CONTRACTING INC	Garden City	New Yor	59 59		59 59				
SWAN MACHINE & TOOL DESIGN	Santa Ana	Califor	317- 317-			317- 317-			
SWAN SHOKAI CO LTD		JAPAN	121 121		121 121				
SWANDA BROTHERS INCORPORATED	Oklahoma City	Oklahom	45	45					
SWANDA BROTHERS INCORPORATED	Virginia Beach	Virgini	1,965 2,010	45 45	1,965 1,965				
SWANK ENTERPRISES	Malmstrom AFB	Montana	8,729 8,729	8,729 8,729					
SWANK MOTION PICTURES INC	Los Angeles	Califor	1,025 1,025		1,025 1,025				
SWANLE CONSTRUCTION	Indian Springs	Nevada	42 42			42 42			
SWANN OIL INC	Philadelphia	Penn	4,247				4,247		
SWANN OIL INC	Chesapeake	Virgini	566 4,813				566 4,813		
SWANSON ASSOCIATES, INC	Washington	D.C.	326 326	326 326					
SWANSON CHEMICAL TOILETS	Draper	Utah	171 171	171 171					
SWANSON CONSTR CO., INC	Fort Irwin	Califor	188 188	188 188					
SWANSON GENTLEMAN INC	Rantoul	Illinois	45- 45-	45- 45-					
SWANSON GROUP INC	Sierra Vista	Arizona	867	867				140	
SWANSON GROUP INC	Annandale	Virgini	140 1,007					140	
SWANSON PRODUCTS	San Diego	Califor	53 53		53 53				

CONTRACTOR	CITY	STATE/ COUNTRY	DOD TOTAL	ARMY	NAVY	AIR FORCE	DLA	OCE	ODA
SWANWICK CATERING EQUIPMENT		UNITED	44 44			44 44			
SWATH OCEAN SYS INC	Savannah	Georgia	2,308 2,308					2,308 2,308	
SWEDLOW INC	Garden Grove	Califor	10,016 10,016		1,076 1,076	6,894 6,894	2,046 2,046		
SWEENEY ENGINEERING CORP	Gardena	Califor	107 107			107 107			
SWEEPSTER JENKINS EQUIPMENT	Brunswick NAS	Maine	52		52		274		
SWEEPSTER JENKINS EQUIPMENT	Dexter	Michiga	326 378		52 104		274 274		
SWEET ASSOCIATES INC	Watervliet	New Yor	900 900	900 900					
SWEETHEART INTERNATIONAL SLS	Owings Mills	Marylan	196				196		
SWEETHEART INTERNATIONAL SLS	Green Bay	Wiscons	52 248				52 248		
SWEETWATER ENVIRONMENTAL BIO	Camp Pendleton	Califor	56 56			56 56			
SWELDJECT INC	Chester	Virgini	161 161				161 161		
SWEN SONIC CORPORATION	Davenport	Iowa	144 144		144 144				
SWENSON ASSOCIATES INC	Springfield	Virgini	50 50		50 50				
SWENSON MARTH L	Mountain Home AFB	Idaho	31 31			31 31			
SWEPCO CORP	Melville	Rhode I	37		37				
SWEPCO CORP	Newport	Rhode I	179 216		179 216				
SWERLING MANASSE & SMITH INC	Los Angeles	Califor	98 98		98 98				
SWIFT CONTRACTORS INC	Sioux Falls	S Dakot	381 381	381 381					
SWIFT INDEPENDENT CORPORATIO	Anchorage	Alaska	70	70					242
SWIFT INDEPENDENT CORPORATIO	Plant City	Florida	242						
SWIFT INDEPENDENT CORPORATIO	Honolulu	Hawaii	892	892					

CONTRACTOR	CITY	STATE/ COUNTRY	DOD TOTAL	ARMY	NAVY	AIR FORCE	DLA	OCE	ODA
SWIFT INDEPENDENT CORPORATIO	Dallas	Texas	1,586 2,790	962		1,586 1,828			
SWIFT INDEPENDENT PACKING CO	Jacksonville	Florida	63		63		1,435		
SWIFT INDEPENDENT PACKING CO	Chicago	Illinois	1,435				1,270		
SWIFT INDEPENDENT PACKING CO	Oak Brook	Illinois	1,270			25			
SWIFT INDEPENDENT PACKING CO	Dover	N.H.	25						
SWIFT INDEPENDENT PACKING CO	Dallas	Texas	586 3,379		498 561	25	88		2,793
SWIFT ROOFING OF E-TOWN, INC	Fort Knox	Kentucky	195	195					
SWIFT ROOFING OF E-TOWN, INC	Louisville	Kentucky	238		238				
SWIFT-ECKRICH INC	Fremont	Califor	26			26			
SWIFT-ECKRICH INC	Chicago	Illinois	30						
SWIFT-ECKRICH INC	Oak Brook	Illinois	10,535	77			10,430		
SWIFT-ECKRICH INC	Marshall	Minneso	80				80		
SWIFT-ECKRICH INC	Kansas City	Missour	29			29			
SWIFT-ECKRICH INC	Dakota City	Nebrask	90						
SWIFT-ECKRICH INC	Omaha	Nebrask	25						25
SWIFT-ECKRICH INC	Wallace	N Carol	959						959
SWIFT-ECKRICH INC	San Antonio	Texas	31						
SWIFTSHIPS INC	Morgan City	Louisia	1,492		1,492				
SWIFTSHIPS INC	Arlington	Virgini	1,685		1,685				
SWIGERT CAROLYN DMD	Orlando	Florida	36		36				
SWILLEYS COMMERCIAL CLG SVC	Philadelphia	Penn	1,855		1,855				
SWING CONSTRUCTION CO INC	Atlanta	Georgia	73						73
SWING CONSTRUCTION CO INC	Dobbins AFB	Georgia	355						248
SWING CONSTRUCTION CO INC	Robbins AFB	Georgia	103						103
SWING MACHINERY & EQUIP CO	San Antonio	Texas	531						210
SWINTEC CORP	Washington	D.C.	42						42
SWINTEC CORP	Moonachie	New Jer	42						42
SWINTEK CORP	San Luis Obispo	Califor	30						30
			32						32
			62						30
			26						26
			26						26

(DOLLARS IN THOUSANDS)									
CONTRACTOR	CITY	STATE/ COUNTRY	DOD TOTAL	ARMY	NAVY	AIR FORCE	DLA	OCE	ODA
SWISS CRAFT PROFESSIONAL PNT	Felicity	Ohio	1,400					1,400	
SWISS CRAFT PROFESSIONAL PNT	Sallisaw	Oklahom	300					300	
			1,700					1,700	
SWISS HUTS INC	Seaside	Califor	31	31					
			31	31					
SWISS PATTERN	Costa Mesa	Califor	105			105			
			105			105			
SWISS PRODUCTS INC	Wharton	New Jer	52	52					
			52	52					
SWISSARTEX EMBLEM INC	Asheville	N Carol	141				141		
			141				141		
SWITCH LINE MANAGEMENT CORP	Richardson	Texas	47			47			
			47			47			
SWITCHCRAFT INC	Chicago	Illinoi	49			49			
SWITCHCRAFT INC	Paxton	Illinoi	79			53	26		
			128			102	26		
SWITCHGEAR SYSTEMS, INC	Beale AFB	Califor	36			36			
			36			36			
SWITLIK PARACHUTE COMPANY IN	Trenton	New Jer	1,538			1,061	477		
			1,538			1,061	477		
SWITZER-CLARK	Chicago	Illinoi	493				493		
			493				493		
SWIVELIER COMPANY INC	Nanuet	New Yor	75				75		
			75				75		
SWYGERT SHIPYARDS INC	Charleston	S Carol	34					34	
SWYGERT SHIPYARDS INC	Charleston NS	S Carol	1,034					1,034	
SWYGERT SHIPYARDS INC	Johns Island	S Carol	4,390					4,390	
SWYGERT SHIPYARDS INC	Yonges Island	S Carol	1,409					1,409	
			6,867					6,867	
SXS CORPORATION	Camp Pendleton	Califor							
SYAR INDUSTRIES INC	Healdsburg	Califor	55					55	
			55					55	
SYBASE INC	Berkeley	Califor	44			44			
SYBASE INC	Rockville	Marylan	137					101	36
			181					101	36

ST19 DOD PRIME CONTRACT AWARDS OVER \$25,000 BY CONTRACTOR, STATE AND CITY FY 1988 (OCT - SEP) (DOLLARS IN THOUSANDS)

CONTRACTOR	CITY	STATE/ COUNTRY	DOD TOTAL	ARMY	NAVY	AIR FORCE	DLA	OCE	ODA
SYBRON CORPORATION	Blytheville	Arkansa	26	26		26			
SYBRON CORPORATION	Fort Irwin	Califor	26		30				
SYBRON CORPORATION	Norcross	Georgia	68			68			
SYBRON CORPORATION	Des Plaines	Illinoi	254	254					
SYBRON CORPORATION	Frederick	Marylan	272				272		
SYBRON CORPORATION	Romulus	Michiga	289				289		
SYBRON CORPORATION	Portsmouth	N.H. Yor	299		84	38	177		
SYBRON CORPORATION	Rochester	New Yor	1,264	280	114	132	738		
SYCOM, INC	Alameda	Califor	110		110				81
SYCOM, INC	Washington	D.C.	81						
SYCOM, INC	Aberdeen Prov Grnd	Marylan	50	50					
SYCOM, INC	Alexandria	Virgini	42		42				
SYCOM, INC	Arlington	Virgini	1,158						1,158
SYCOM, INC	Chantilly	Virgini	1,101		101				
SYCOM, INC	Hampton	Virgini	119			119			
SYCOM, INC	Portsmouth	Virgini	111		111				
SYCOM, INC	Portsmouth	Virgini	1,772	50	364	119			1,239
SYDNOR HYDRODYNAMICS INC	Myrtle Beach AFB	S Carol	336			336			
SYDNOR HYDRODYNAMICS INC	Myrtle Beach AFB	S Carol	336			336			
SYGNETRON PROTECTION SYSTEMS	Fort Ritchie	Marylan	82	82					
SYGNETRON PROTECTION SYSTEMS	Lutherville-Timoni	Marylan	2,248						
SYGNETRON PROTECTION SYSTEMS	Lutherville-Timoni	Marylan	2,330	82					
SYLLOGISTICS INC	Springfield	Virgini	1,953						
SYLLOGISTICS INC	Springfield	Virgini	1,953						
SYLVAN SERVICE CORP	Homestead AFB	Florida	171			171			
SYLVAN SERVICE CORP	Orlando	Florida	50		50				
SYLVAN SERVICE CORP	Wichita Falls	Texas	602			602			
SYLVAN SERVICE CORP	Wichita Falls	Texas	823		50	773			
SYLVAX SCIENTIFIC	Sunnyvale	Califor	46	46					
SYLVAX SCIENTIFIC	Sunnyvale	Califor	46	46					
SYLVAX SCIENTIFIC INC	Morris Plains	New Jer	35	35					
SYLVAX SCIENTIFIC INC	Morris Plains	New Jer	35	35					
SYLVEST MANAGEMENT SYSTEM	Mountain View	Califor	142	142					
SYLVEST MANAGEMENT SYSTEM	Greenbelt	Marylan	146	59					
SYLVEST MANAGEMENT SYSTEM	Upper Marlboro	Marylan	1,157	57	1,100				
SYLVEST MANAGEMENT SYSTEM	Hill Air Force Bas	Utah	1,876			1,876			
SYLVEST MANAGEMENT SYSTEM	Hill Air Force Bas	Utah	3,321	258	1,187	1,876			
SYMBIANT INCORPORATED	Silver Spring	Marylan	165						
SYMBIANT INCORPORATED	Silver Spring	Marylan	165						
SYMBIOTICS INC	Cambridge	Mass	72	72					
SYMBIOTICS INC	Cambridge	Mass	72	72					

(DOLLARS IN THOUSANDS)

CONTRACTOR	CITY	STATE/ COUNTRY	DOD TOTAL	ARMY	NAVY	AIR FORCE	DLA	OCE	ODA
SYMBOLIC DISPLAYS INC	Irvine	Califor	31		31				
			31		31				
SYMBOLICS	Washington	D.C.	37		37				
			37		37				
SYMBOLICS INC	Sierra Vista	Arizona	41	41					
SYMBOLICS INC	Los Angeles	Califor	78		41	37			
SYMBOLICS INC	San Diego	Califor	381		307	74			29
SYMBOLICS INC	Washington	D.C.	29						
SYMBOLICS INC	Pearl Harbor Naval	Hawaii	61		61				
SYMBOLICS INC	Rosemont	Illinois	42	42					
SYMBOLICS INC	Fort Leavenworth	Kansas	80	80					
SYMBOLICS INC	Cambridge	Mass	182		112	70			
SYMBOLICS INC	Offutt AFB	Nebrask	52			52			
SYMBOLICS INC	Oceanport	New Jer	128	128					
SYMBOLICS INC	Rome	New Yor	96			96			
SYMBOLICS INC	Wright Patterson A	Ohio	31			31			
SYMBOLICS INC	Falls Church	Virgini	852	72	263				517
			2,053	363	784	360			546
SYMETRICS INC	Thousand Oaks	Califor	850	124	294	405	27		
			850	124	294	405	27		
SYMETRICS INDUSTRIES INC	Melbourne	Florida	6,631	904	5,695	32			
			6,631	904	5,695	32			
SYMETRIX CORPORATION	Aurora	Colorad	50		99				50
SYMETRIX CORPORATION	Colorado Springs	Colorad	149		99				50
SYMMETRON INC	Fairfax	Virgini	307		307				
			307		307				
SYMPLEX COMMUNICATIONS CORP	Ann Arbor	Michiga	48	48					
			48	48					
SYMPO		SPAIN	267			267			
			267			267			
SYNCO. INC	Munster	Indiana	474-	474-					
			474-	474-					
SYNCOM INC	Mitchell	S Dakot	54			54			
			54			54			
SYNCOM TECHNOLOGIES INC	Mitchell	S Dakot	206		74	132			
			206		74	132			
SYNCOR INDUSTRIES CORPORATIO	Mayaguez	PUERTO	101	101					
			101	101					

(DOLLARS IN THOUSANDS)									
CONTRACTOR	CITY	STATE/ COUNTRY	DOD TOTAL	ARMY	NAVY	AIR FORCE	DLA	OCE	ODA
SYNCROTECH SOFTWARE CORP	San Diego	Califor	1,925 1,925		1,925 1,925				
SYNCSORT INCORPORATED	Columbus	Ohio	87 87				87 87		
SYNETIX INC	White Sands Msl Rg	New Mex	975 975			975 975			
SYNDEX RECOVERY INC	Torrance	Califor	365 365	69 69	89 89	207 207			
SYNECTICS CORP	Washington	D.C.	1,108			642			1,108
SYNECTICS CORP	Fairfax	Virgini	642 1,750			642 642			1,108
SYNERGETICS INTERNATIONAL	Boulder	Colorad	95 95					95 95	
SYNERGISTIC DETECTOR DESIGNS	Mountain View	Califor	261 261	211 211		50 50			
SYNERGISTIC TECHNOLOGY INC	Cupertino	Califor	1,889 1,889	1,889 1,889					
SYNERGLASS INC	Harrison	Ohio	149 149		149 149				
SYNERGY GAS CORPORATION	Picatinny Arsenal	New Jer	26 26	26 26					
SYNERGY INC	Washington	D.C.	5,059 5,059		334 334	4,326 4,326	117 117		282 282
SYNERNET CORP	Edwards AFB	Califor	155 155			155 155			
SYNERTECH ASSOCIATES, INC	Arlington	Virgini	2,025		2,025				
SYNERTECH ASSOCIATES, INC	Arlington	Virgini	781 2,806		781 2,806				
SYNERTECH INC	Wilmington	Delawar	154 154	154 154					
SYNETICS CORPORATION	Reading	Mass	2,405		1,905	500			
SYNETICS CORPORATION	Wakefield	Mass	2,550	356	1,963	231			
SYNETICS CORPORATION	Plainfield	New Jer	297	297					
SYNETICS CORPORATION	Vienna	Virgini	49	653	49	731			
SYNOPTIC SYSTEMS CORP	Falls Church	Virgini	5,301 9,833		3,917				9,833 9,833

CONTRACTOR	CITY	STATE/ COUNTRY	DOD TOTAL	ARMY	NAVY	AIR FORCE	(DOLLARS IN THOUSANDS)		
							DLA	OCE	ODA
SYNTAR INDUSTRIES INC	Westbury	New Yor	68						
			68						
SYNTAX CONTRACTORS	Schofield Barracks	Hawaii	6,490	6,490					
			6,490	6,490					
SYNTECH MATERIALS, INC	Springfield	Virgini	49		49				
			49		49				
SYNTEK	Rockville	Marylan	45		45				
			45		45				
SYNTEK ENGRG COMPUTER SYSTEM	San Diego	Califor	50		50				
SYNTEK ENGRG COMPUTER SYSTEM	Rockville	Marylan	396		396				
			446		446				
SYNTERIALS	Herndon	Virgini	49		49				
			49		49				
SYNTEX LABORATORIES INC	Palo Alto	Califor	1,227					1,227	
SYNTEX LABORATORIES INC	Humacao	PUERTO	6,717					6,717	
			7,944					7,944	
SYNTHES LTD USA	Monument	Colorad	38					38	
			38					38	
SYNTRIX INCORPORATED	Arlington	Virgini	328		328				
SYNTRIX INCORPORATED	Falls Church	Virgini	60		328				
			388						
SYNTRONIC INSTRUMENTS INC	Addison	Illinoi	27		27				
			27		27				
SYR INC	Newport News	Virgini	99						
			99						
SYRACUSE RESEARCH CORP	Syracuse	New Yor	2,456	119	45	2,292			
			2,456	119	45	2,292			
SYRACUSE SAFETY LITES INC	Fort Drum	New Yor	62	62					
			62	62					
SYRACUSE SUPPLY COMPANY	Worcester	Mass	62	62					
			62	62					
SYRACUSE UNIVERSITY	Syracuse	New Yor	8,906	1,244	387	7,275			
			8,906	1,244	387	7,275			
SYS	San Diego	Califor	78		78				
			78		78				



(DOLLARS IN THOUSANDS)

CONTRACTOR	CITY	STATE/ COUNTRY	DOD TOTAL	ARMY	NAVY	AIR FORCE	DLA	OCE	ODA
SYSTEM DEVELOPMENT CORPORATI	Jacksonville	Florida	67		67				
SYSTEM DEVELOPMENT CORPORATI	Pensacola Naval Ai	Florida	312		312				
SYSTEM DEVELOPMENT CORPORATI	Fort Benning	Georgia	61	61					
SYSTEM DEVELOPMENT CORPORATI	Savannah	Georgia	41		41				
SYSTEM DEVELOPMENT CORPORATI	New Orleans	Louisia	44		44				
SYSTEM DEVELOPMENT CORPORATI	Eatontown Branch	New Jer	1,699	1,699					
SYSTEM DEVELOPMENT CORPORATI	West Long Branch	New Jer	200	200					
SYSTEM DEVELOPMENT CORPORATI	Kirtland AFB	New Mex	15,920			15,920			
SYSTEM DEVELOPMENT CORPORATI	Paoli	Penn	5,607			4,596			
SYSTEM DEVELOPMENT CORPORATI	Warminster	Penn	3,286		1,011				
SYSTEM DEVELOPMENT CORPORATI	Charleston	S Carol	135		3,286				
SYSTEM DEVELOPMENT CORPORATI	NAVSHIP	S Carol	59		135				
SYSTEM DEVELOPMENT CORPORATI	Charleston NSC	S Carol	179		59				
SYSTEM DEVELOPMENT CORPORATI	Arlington	S Carol	362		179				
SYSTEM DEVELOPMENT CORPORATI	Fredericksburg	Virgini	218		218				
SYSTEM DEVELOPMENT CORPORATI	Hampton	Virgini	410-			410-			
SYSTEM DEVELOPMENT CORPORATI	McLean	Virgini	15,539	323	1,856	58-			
SYSTEM DEVELOPMENT CORPORATI	Norfolk	Virgini	862		862				13,418
SYSTEM DEVELOPMENT CORPORATI	Virginia Beach	Virgini	6,880		6,880				
SYSTEM DEVELOPMENT CORPORATI	Bremerton	Washing	44		44				
SYSTEM DEVELOPMENT CORPORATI		GERMANY	39-	39-					
SYSTEM DEVELOPMENT CORPORATI		GUAM	115		115				
			106,468	6,385	19,115	66,534			14,434
SYSTEM DYNAMICS INC	Huntsville	Alabama	2,821	2,821					
			2,821	2,821					
SYSTEM DYNAMICS INC	Washington	D.C.	61		61				
			61		61				
SYSTEM DYNAMICS INC	Gainesville	Florida	33	33					
			33	33					
SYSTEM DYNAMICS INC	Lexington Park	Marylan	1,378		1,378				
			1,378		1,378				
SYSTEM ENG MGT ASSOC(SEMA)	Falls Church	Virgini	866						866
			866						866
SYSTEM ENGINEERING & DEV	Columbia	Marylan	150	50	100				
			150	50	100				
SYSTEM INDUSTRIES, INC	Milpitas	Califor	766	362	356	48			
SYSTEM INDUSTRIES, INC	San Diego	Califor	107		107				
SYSTEM INDUSTRIES, INC	Orlando	Florida	86		86				
SYSTEM INDUSTRIES, INC	St. Louis	Missour	28						28
SYSTEM INDUSTRIES, INC	Edison	New Jer	36		36				
SYSTEM INDUSTRIES, INC	Wayne	Penn	31		31				
SYSTEM INDUSTRIES, INC	Alexandria	Virgini	269	107	162				
SYSTEM INDUSTRIES, INC	Kirkland	Washing	103		103				
			1,426	469	881	48			28

CONTRACTOR	CITY	STATE/ COUNTRY	DOD TOTAL	ARMY	NAVY	AIR FORCE	DLA	OCE	ODA
SYSTEM PLANNING CORPORATION	Santa Cruz	Califor	379		379				
SYSTEM PLANNING CORPORATION	Wright Patterson A	Ohio	152			152			
SYSTEM PLANNING CORPORATION	Arlington	Virgini	11,691	5,440	1,951	179			4,121
			12,222	5,440	2,330	331			4,121
SYSTEM RESOURCES CORPORATION	Woburn	Mass	1,584	1,584					
SYSTEM RESOURCES CORPORATION	Shrewsbury	New Jer	1,390	1,390					
			1,974	1,974					
SYSTEM RESOURCES INC	Indianapolis	Indiana	49						49
SYSTEM RESOURCES INC	Bethesda	Marylan	257	188					69
			306	188					118
SYSTEM SALES	New Orleans	Louisia	28		28				
			28		28				
SYSTEM SEATING	Chicago	Illinoi	39	39					
			39	39					
SYSTEM TECHNOLOGY ASSOC	Washington	D.C.	30						30
SYSTEM TECHNOLOGY ASSOC	Edina	Minneso	48						48
SYSTEM TECHNOLOGY ASSOC	Mechanicsburg	Penn	49		49				
SYSTEM TECHNOLOGY ASSOC	Portsmouth	Virgini	131		131				
			258		180				78
SYSTEM WOR' . INC. THE	Marietta	Georgia	715					715	
			715					715	
SYSTEMATICS INC	L. G. Hanscom AFB	Mass	27			27			
SYSTEMATICS INC	Fort Atkinson	Wiscons	37			37			
			64			64			
SYSTEMATICS MFG & TL CO	Bohemia	New Yor	88	88					
			88	88					
SYSTEMETRICS INC	Norfolk	Virgini	711						
			711						
SYSTEMFORM GMBH		GERMANY	29	29					
			29	29					
SYSTEMHOUSE INC	Arlington	Virgini	14,384	10,069	4,315				
			14,384	10,069	4,315				
SYSTEMS & ELECTRONICS INC	Rolling Meadows	Illinoi	8,584		8,584				
			8,584		8,584				
SYSTEMS & LOGISTICS CORP	San Bernardino	Califor	2,297			2,297			
			2,297			2,297			
SYSTEMS & PROCESSES ENGRG	Austin	Texas	385	337	48				
			385	337	48				

(DOLLARS IN THOUSANDS)

CONTRACTOR	CITY	STATE/ COUNTRY	DOD TOTAL	ARMY	NAVY	AIR FORCE	DLA	OCE	ODA
SYSTEMS & SECURITY TECHNOLOG	Fredericksburg	Virgini	50		50				
			50						
SYSTEMS & SIMULATIONS INC	Orlando	Florida	1,652		1,652				
SYSTEMS & SIMULATIONS INC	Tampa	Florida	2,107		2,107				
			3,759		3,759				
SYSTEMS & SOFTWARE SERVICES	Lexington Park	Marylan	150		150				
			150		150				
SYSTEMS ANALYSIS INTERGRATIO	San Diego	Califor	128		128				
			128		128				
SYSTEMS APPLICATIONS, INC	McLean	Virgini	2,053	2,053					
			2,053	2,053					
SYSTEMS AUTOMATION INC	Cambridge	Mass	95			95			
			95			95			
SYSTEMS CONNECTION OF MD INC	Savage	Marylan	29		29				
			29		29				
SYSTEMS CONTROL INC	Palo Alto	Califor	3,076		862	2,214			
SYSTEMS CONTROL INC	Lexington Park	Marylan	190		190				
SYSTEMS CONTROL INC	Patuxent River NAT	Marylan	78-		78-				
SYSTEMS CONTROL INC	Offutt AFB	Nebrask	300			300			
SYSTEMS CONTROL INC		GERMANY	2,206			2,206			
			5,694		974	4,720			
SYSTEMS DATA, INC	Mechanicsburg	Penn	235		235				
SYSTEMS DATA, INC	Philadelphia	Penn	296		296				
			531		531				
SYSTEMS DESIGNERS SOFTWARE	Cambridge	Mass	49		49				
			49		49				
SYSTEMS ELECTRONICS MARKETIN	Rio Grande	New Jer	20				20		
			20				20		
SYSTEMS ENCH SVC CO INC	Arlington	Virgini	680		680				
			680		680				
SYSTEMS ENGINEERING ASSOC	Corona	Califor	98		98				
SYSTEMS ENGINEERING ASSOC	Coronado Naval Amp	Califor	464		464				
SYSTEMS ENGINEERING ASSOC	San Diego	Califor	285		285				
SYSTEMS ENGINEERING ASSOC	San Mateo	Califor	45-		45-				
SYSTEMS ENGINEERING ASSOC	Orlando	Florida	2,416		2,416				
SYSTEMS ENGINEERING ASSOC	Pascagoula	Miss	31-		31-				
SYSTEMS ENGINEERING ASSOC	Cherry Hill	New Jer	298		298				
SYSTEMS ENGINEERING ASSOC	Mount Laurel	New Jer	6,052		6,052				
SYSTEMS ENGINEERING ASSOC	Philadelphia	Penn	6,629		6,629				

(DOLLARS IN THOUSANDS)

CONTRACTOR	CITY	STATE/ COUNTRY	DOD TOTAL	ARMY	NAVY	AIR FORCE	DLA	OCE	ODA
SYSTEMS ENGINEERING ASSOC	Norfolk	Virgini	9,571		9,571				
SYSTEMS ENGINEERING ASSOC	Bremerton	Washing	31-		31-				
			19,706		19,706				
SYSTEMS ENGINEERING ASSOCIAT	San Diego	Califor	770		770				
SYSTEMS ENGINEERING INC	Sacramento	Califor	43					43	
SYSTEMS ENGINEERING INC	Greenbelt	Marylan	329			329			43
SYSTEMS ENGINEERING INTL	Washington	D.C.	194						194
SYSTEMS ENGINEERING INTL	Baltimore	Marylan	170						170
SYSTEMS ENGINEERING INTL	Chesapeake	Virgini	391		391				
SYSTEMS ENGINEERING INTL	Chesapeake	Virgini	247		247				
SYSTEMS ENGINEERING INTL	Norfolk	Virgini	146		146				
			1,148		784				364
SYSTEMS ENRG & MGT COMPANY	Carlsbad	Califor	1,596		1,596				
SYSTEMS ENRG & MGT COMPANY	Port Hueneme	Califor	274		274				
SYSTEMS ENRG & MGT COMPANY	San Diego	Califor	1,858		1,858				
SYSTEMS ENRG & MGT COMPANY	Patuxent River	Marylan	28		28				
SYSTEMS ENRG & MGT COMPANY	Columbus	Ohio	8,060			8,060			
SYSTEMS ENRG & MGT COMPANY	Dayton	Ohio	1,449			1,449			
			13,265		3,756	9,509			
SYSTEMS ENRG ENERGY MGT ASS	Fort Lee	Virgini	60						
SYSTEMS ENRG ENERGY MGT ASS	Hampton	Virgini	497			497			
SYSTEMS ENRG ENERGY MGT ASS	Newport News	Virgini	145		145				
SYSTEMS ENRG ENERGY MGT ASS	Norfolk	Virgini	1,965		1,965				
SYSTEMS ENRG ENERGY MGT ASS	Virginia Beach	Virgini	185		185				
			2,852		2,150	497			
SYSTEMS EXPLORATION INC	San Diego	Califor	7,820		7,727	93			
SYSTEMS EXPLORATION INC	Dayton	Ohio	225			225			
SYSTEMS EXPLORATION INC	Arlington	Virgini	227		227				
SYSTEMS EXPLORATION INC	Vienna	Virgini	57		57				
			8,329		8,011	318			
SYSTEMS GROUP INTERIORS INC	Seattle	Washing	28		28				
SYSTEMS INDUSTRIES	Milpitas	Califor	404						
			404						
SYSTEMS INDUSTRIES	Kirtland AFB	New Mex	53						
			53						
SYSTEMS INDUSTRIES INC	Hatboro	Penn	154						
			154						

		(DOLLARS IN THOUSANDS)							
CONTRACTOR	CITY	STATE/ COUNTRY	DOD TOTAL	ARMY	NAVY	AIR FORCE	DLA	ODE	ODA
SYSTEMS INTEGRATION & DEV IN San Diego		Califor	522		522				
SYSTEMS INTEGRATION & RESEAR Washington		D.C.	474		474				
SYSTEMS INTEGRATION & RESEAR Patuxent River NAT		Marylan	316		316				
SYSTEMS INTEGRATION & RESEAR Falls Church		Virgini	359		359				
			1,149		1,149				
SYSTEMS INTEGRATION ENGINEER Lexington		Mass	947			947			
			947			947			
SYSTEMS INTEGRATION GP. INC Fort Belvoir		Virgini	427	427					
			427	427					
SYSTEMS INTEGRATION INC Columbia		Marylan	32			32			
			32			32			
SYSTEMS MAINTENANCE & SERVIC		BELGIUM	92	92					
			92	92					
SYSTEMS MANAGEMENT AMERCN CO Arlington		Virgini	244		244				
SYSTEMS MANAGEMENT AMERCN CO Norfolk		Virgini	11,492		738	10,754			
			11,736		982	10,754			
SYSTEMS MANAGEMENT ASSOCIATE Miami		Florida	447		447				
			447		447				
SYSTEMS MANUFACTURING CORP Albany		New Yor	63	63					
			63	63					
SYSTEMS PLANNING & ANALYSIS Arlington		Virgini	150						150
SYSTEMS PLANNING & ANALYSIS Falls Church		Virgini	9,296		9,296				150
			9,446		9,296				
SYSTEMS RES APPLICATIONS COR El Segundo		Califor	133			133			
SYSTEMS RES APPLICATIONS COR San Bernardino		Califor	129			129			
SYSTEMS RES APPLICATIONS COR Arlington		Virgini	13,608	3,808		7,436			2,364
			13,870	3,808		7,698			2,364
SYSTEMS RESEARCH CORPORATION Washington		D.C.	27						
SYSTEMS RESEARCH CORPORATION Baileys Crossroads		Virgini	75						
			102						
SYSTEMS RESEARCH DEVELOPMENT Vicksburg		Miss	1,066					1,066	
			1,066					1,066	
SYSTEMS RESEARCH LABORATORIE Castle AFB		Califor	1,494			1,494			
SYSTEMS RESEARCH LABORATORIE Hurlburt Field		Florida	4,067			4,067			
SYSTEMS RESEARCH LABORATORIE California		Marylan	751						
SYSTEMS RESEARCH LABORATORIE Dayton		Ohio	51,917			51,253			147
SYSTEMS RESEARCH LABORATORIE Wright Patterson A Ohio		Ohio	22,044	197		22,044			

(DOLLARS IN THOUSANDS)

CONTRACTOR	CITY	STATE/ COUNTRY	DOD TOTAL	ARMY	NAVY	AIR FORCE	DLA	OCE	ODA
SYSTEMS RESEARCH LABORATORIE	San Antonio	Texas	1,013 81,286	197	1,071	1,013 79,871			147
SYSTEMS RESOURCE MANAGEMENT	Middletown	Rhode I	1,977 1,977		1,977 1,977				
SYSTEMS SFTWARE STANDARDS LT	Portsmouth	Virgini	186 186		186 186				
SYSTEMS SOFTWARE MARKETING	Rancho Cordova	Califor	123 123	123 123					
SYSTEMS SPECIALISTS & CONS	Milpitas	Califor	61 61			61 61			
SYSTEMS SUPPORT GROUP INC	Rockville	Marylan	499 499	499 499					
SYSTEMS SUPPORT INC	Fort Hood	Texas	169	169					
SYSTEMS SUPPORT INC	San Antonio	Texas	204 373	204 373					
SYSTEMS TECHNOLOGY INC	Hawthorne	Califor	369	105	264				29
SYSTEMS TECHNOLOGY INC	Mountain View	Califor	84		50	34			29
SYSTEMS TECHNOLOGY INC	Houston	Texas	29 482		314	34			
SYSTEMS TECHNOLOGY/APPLIED R	Lawrence	Kansas	191 191			191 191			
SYSTEMS WIRELESS LTD	Herndon	Virgini	39 39						39 39
SYSTOLIC SYSTEMS INC	San Jose	Califor	178 178	178 178					
SYSTRAN CORP	Dayton	Ohio	3,291			3,291			
SYSTRAN CORP	Wright Patterson A	Ohio	83 3,374			83 3,374			
SYSTRON-DONNER CORPORATION	Burbank	Califor	1,640		100	1,097	443		
SYSTRON-DONNER CORPORATION	Burbank	Califor	44				44		
SYSTRON-DONNER CORPORATION	Concord	Califor	7,285	188	3,880	2,982	235		
SYSTRON-DONNER CORPORATION	Los Angeles	Califor	1,640 10,609	188	395 4,375	1,245 5,324	722		
SYSTRONICS INC	Dayton	Ohio	45 45			45 45			
SYTEK ENGR & COMPUTER SYSTEM	Rockville	Marylan	54 54		54 54				

CONTRACTOR	CITY	STATE/ COUNTRY	DOD TOTAL	ARMY	NAVY	AIR FORCE	DLA	OCE	ODA
SYTEK INC	Corona	Califor	52		52				
SYTEK INC	Culver City	Califor	318		162	156			
SYTEK INC	Mountain View	Califor	2,360	114	2,067	179			
SYTEK INC	Mountain View	Califor	79	257	2,493				
SYTEK INC	Point Mugu Naval A	Califor	48		79				
SYTEK INC	San Francisco	Califor	48	48					
SYTEK INC	San Jose	Califor	108		49	59			
SYTEK INC	Itasca	Illinoi	274		274				
SYTEK INC	Bethesda	Marylan	119	25	94				
SYTEK INC	Picatinny Arsenal	New Jer	570	570					
SYTEK INC	Sparta	New Jer	102	102					
SYTEK INC	Hill Air Force Bas	Utah	64			64			
SYTEK INC	Bellevue	Washing	25	25					
			4,869	1,141	3,270	458			
SYTRON INC	Londonderry	N.H.	80	39	41				
			80	39	41				
SYTRONICS INC	Dayton	Ohio	150			150			
			150			150			
SYVA COMPANY	Palo Alto	Califor	327	214	113				
			327	214	113				
T & A UTILITIES CONTRACTORS	Tacoma	Washing	221						221
			221						221
T & C CONTRACTING INC	Fort Knox	Kentuck	311	311					
			311	311					
T & D MECHANICAL INC	Forest Park	Georgia	107	107					
T & D MECHANICAL INC	Fort Benning	Georgia	225	225					
			332	332					
T & E SUPPLY	Fort Lauderdale-Ho	Florida	33		33				
			33		33				
T & G CONSTRUCTION COMPANY I	Crane	Indiana	1,310		1,310				
			1,310		1,310				
T & H HEIDE		GERMANY	312	312					
			312	312					
T & J LANDSCAPING	Deerfield	Ohio	28						28
			28						28
T & J MANUFACTURING INC	Oshkosh	Wiscons	77		77				
			77		77				
T & R RIGGING INC	Muskegon	Michiga	103	103					29
T & R RIGGING INC	Minneapolis-St. Pa	Minneso	29						29
			132	103					

(DOLLARS IN THOUSANDS)

CONTRACTOR	CITY	STATE/ COUNTRY	DOD TOTAL	ARMY	NAVY	AIR FORCE	DLA	OCE	ODA
T & S CONSTRUCTION	Andrews AFB	Marylan	38		57	38			
T & S CONSTRUCTION	Chesapeake Beach	Marylan	57		57	38			
			95						
T & S SERVICES CO	Cartwright	Oklahom	63					63	
			63					63	
T & T MATERIALS INC	Cleburne	Arkansa	94					94	
			94					94	
T & T CONTRACTORS	Robins AFB	Georgia	89			89			
			89			89			
T & T CONTRACTORS INC	Washington	D. C.	945	909	36				
T & T CONTRACTORS INC	Andrews AFB	Marylan	359			359			
T & T CONTRACTORS INC	Anne Arundel	Marylan	30		30				
T & T CONTRACTORS INC	Prince George's	Marylan	1,204		1,204				
T & T CONTRACTORS INC	Alexandria	Virgini	304	304					
T & T CONTRACTORS INC	Fort Belvoir	Virgini	255	255					
T & T CONTRACTORS INC	Fort Myer	Virgini	381	381					
			3,478	1,849	1,270	359			
T & T SHOJI CO		JAPAN	29			29			
			29			29			
T & W ASSOCIATES INC	Guntersville	Alabama	176	176					
			176	176					
T A D TECHNICAL SERVICES	China Lake NWC	Califor	138		138				
T A D TECHNICAL SERVICES	Sierra Army Depot	Califor	37	37					
T A D TECHNICAL SERVICES	Vallejo	Califor	41		41				
T A D TECHNICAL SERVICES	Jacksonville	Florida	26		26				
T A D TECHNICAL SERVICES	Highland Park	Illinoi	352	352					
T A D TECHNICAL SERVICES	Fort Campbell	Kentuck	26	26					
T A D TECHNICAL SERVICES	Aberdeen Prov Grnd	Marylan	58	58					
T A D TECHNICAL SERVICES	Fort Sill	OKlahom	284	284					
T A D TECHNICAL SERVICES	Fort Bliss	Texas	159	159					
			1,121	916	205				
T A I CORPORATION	Huntsville	Alabama	49	49					
			49	49					
T A INDUSTRIES INC	Fort Campbell	Kentuck	204	204					
T A INDUSTRIES INC	Fort Knox	Kentuck	397	397					
T A INDUSTRIES INC	Louisville	Kentuck	255					255	
			856	601				255	
T A INSTRUMENT CASE CO INC	Los Angeles	Califor	64	64					
			64	64					
T A K INDUSTRIES INC	New York	New Yor	38	38					
			38	38					

(DOLLARS IN THOUSANDS)

CONTRACTOR	CITY	STATE/ COUNTRY	DOD TOTAL	ARMY	NAVY	AIR FORCE	DLA	OCE	ODA
T A MFG INC	Glendale	Califor	95 95			95 95			
T A O GROSS INC	Lincoln	Mass	50 50		50 50				
T B C INVESTMENTS INC	St. Louis	Missour	30 30	30 30					
T B N ASSOCIATES INC	Beltsville	Marylan	170 170						170 170
T BAR INC	Shelton	Conn	197 197		197 197				
T BEAR CONSOLIDATED COMPANIE	Avenel	New Jer	305 305	305 305					
T C B STEEL CO INC	Birmingham	Alabama	27-				27-		
T C B STEEL CO INC	Fontana	Califor	200				200		
T C B STEEL CO INC	Santa Fe Springs	Califor	36				36		
T C B STEEL CO INC	Louisville	Ohio	58				58		
T C B STEEL CO INC	Geneva	Utah	66				66		
T C B STEEL CO INC	Plymouth	Utah	165 498				165 498		
T C C INC	Compton	Califor	1,760		147	798	815		
T C C INC	Compton East	Califor	46				46		
T C C INC	Costa Mesa	Califor	77	77					
T C C INC	Memphis	Tenness	171	27	144				
			2,054	104	147	942	861		
T C ELECTRONICS	Hartselle	Alabama	43 43	43 43					
T CARROLL ASSOCIATES INC	Bethesda	Marylan	61 61		61 61				
T D P/ST LOUIS INC	Lambert-St. Louis	Missour	36 36	36 36					
T D S HEALTHCARE SYSTEMS COR	Fort Bliss	Texas	1,742 1,742						1,742 1,742
T E C COMMUNICATIONS, INC	Concord Naval Weap	Califor	50 50		50 50				
T E I ELECTRICAL CONTRACTORS	Washington	D.C.	26 26		26 26				
T F I CORPORATION	New Haven	Conn	719		719				

(DOLLARS IN THOUSANDS)

CONTRACTOR	CITY	STATE/ COUNTRY	DOD TOTAL	ARMY	NAVY	AIR FORCE	DLA	OCE	ODA
T F I CORPORATION	West Haven	Conn	861 1,580		861 1,580				
T F JACKSON MOVERS	Watertown	Mass	25 25	25 25					
T G M DETECTORS INC	Waltham	Mass	69 69				69 69		
T G S TECHNOLOGY INC	San Bernardino	Califor	8,212			8,212			
T G S TECHNOLOGY INC	Cape Canaveral AFS	Florida	6,417			6,417			
T G S TECHNOLOGY INC	Annapolis	Marylan	715		715				
T G S TECHNOLOGY INC	Fort Dix	New Jer	1,920 17,264	1,920 1,920	715	14,629			
T G W CORPORATION	Tobyhanna	Army Dep Penn	119 119	119 119					
T I SYSTEMS GENERAL CONTRAC	San Francisco	Califor	521	521					
T I SYSTEMS GENERAL CONTRAC	Alameda	Califor	366 887	366 521	366 366				
T I SYSTEMS INC	Sunnyvale	Califor	309 309			309 309			
T IIDA CONSTR R M KAYA B	Schofield Barracks	Hawaii	17,800 17,800	17,800 17,800					
T IIDA CONTRACTING LTD	Hickam AFB	Hawaii	6,496 6,496			6,496 6,496			
T J & L CO	Ellsworth AFB	S Dakot	35 35			35 35			
T J JAMES & CO INC	Tuscaloosa	Alabama	1,100 1,100					1,100 1,100	
T K ENG INC	Greenville	S Carol	72 72		72 72				
T K I, INC	Springdale	Arkansa	3,219			3,219			
T K I, INC	Tulsa	Oklahom	676 3,895			676 3,895			
T K O EQUIPMENT CO	Irving	Texas	197 197			197 197			
T L G INC	Salem	N.H.	2,137 2,137	2,137 2,137					
T L INDUSTRIES INC	Perrysburg	Ohio	29	29					

(DOLLARS IN THOUSANDS)

CONTRACTOR	CITY	STATE/ COUNTRY	DOD TOTAL	ARMY	NAVY	AIR FORCE	DLA	OCE	ODA
T L INDUSTRIES INC	Hill Air Force Bas	Utah	28 57	29		28 28			
T L M INC	Seattle	Washing	47 47		47 47				
T L T CONSTRUCTION CORPORATI	L. G. Hanscom AFB	Mass	38	38					
T L T CONSTRUCTION CORPORATI	Otis Air National	Mass	3,405	3,405					
T L T CONSTRUCTION CORPORATI	Pease Air Force Ba	N.H.	66		66				
			3,509	3,443	66				
T M D ENTERPRISES INC	Fort McClellan	Alabama	390	390		3,563			
T M D ENTERPRISES INC	Denver	Colorad	3,563						
T M D ENTERPRISES INC	Portsmouth	N.H.	1,049	1,049					
T M D ENTERPRISES INC	Fort Bragg	N Carol	317	317					
			5,319	707	1,049	3,563			
T M F CONSTR CO	Springfield	Illinois	468	468					
			468	468					
T M I COATINGS INC	Kingsville	Texas	143		143				
			143		143				
T M SERVICE CO INC	Dugway Proving Gro	Utah	113	113					
			113	113					
T M SERVICE CONSTRUCTION DIV	Jefferson Prov Grn	Indiana	160	160					
			160	160					
T M SYSTEMS INC	Bridgeport	Conn	2,370	44	701	1,625			
			2,370	44	701	1,625			
T M W CORPORATION	Los Angeles	Califor	26			26			
			26			26			
T N R TECHNICAL INC	Deer Park	New Yor	102-	102-					
			102-	102-					
T O M I INC	Edwards AFB	Califor	28			28			
T O M I INC	Colorado Springs	Colorad	55			55			
			83			83			
T P C TECHNICAL PLASTICS COR	Attleboro	Mass	345	345					
T P C TECHNICAL PLASTICS COR	North Attleboro	Mass	1,650	759		891			
			1,995	1,104		891			
T P K CONSTRUCTION CORP	West Point Mil Res	New Yor	38	38					
			38	38					
T R A	Whidbey Island NAS	Washing	189		189				
			189		189				

(DOLLARS IN THOUSANDS)

CONTRACTOR	CITY	STATE/ COUNTRY	DOD TOTAL	ARMY	NAVY	AIR FORCE	DLA	OCE	ODA
T R W ELECTRONIC PRODUCTS IN	Redondo Beach	Califor	168	168					
T R W ELECTRONIC PRODUCTS IN	San Luis Obispo	Califor	1,891	1,891					
T R W ELECTRONIC PRODUCTS IN	Colorado Springs	Colorad	1,731			1,731			
T R W ELECTRONIC PRODUCTS IN	GERMANY	GERMANY	5,077			5,077			
			8,867	2,059		6,808			
T S BROTHERS INC		JAPAN	39		39				
			39						
T S C INC	Sacramento	Califor	175	169	175				
T S C INC	Santa Monica	Califor	5,509		3,980	1,360			
T S C INC	New London	Conn	135		135				
T S C INC	Fort Lauderdale	Florida	59		59				
			5,878	169	4,349	1,360			
T S C INC	Elberton	Georgia	278					278	
			278					278	
T S C INC	Silver Spring	Marylan	62			62			
			62			62			
T S C INC	Clark Hill	S Carol	38					38	
T S C INC	Clemson	S Carol	96	96					
T S C INC	Greenville	S Carol	429	429					
			563	525					38
T S C INC	Dahlgren	Virgini	146					146	
			146					146	
T S G ARCHITECTS P.S. (INC)	Fairchild AFB	Washing	112	112					
			112	112					
T S H WOOD FUEL PARTNERSHIP	Fort Stewart	Georgia	296	296					
			296	296					
T S I INSTRUMENTS	Houston	Texas	29		29				162
T S I INSTRUMENTS		UNITED	162						162
			191						
T S I MANAGEMENT SERVICES IN	Boston	Mass	38						38
			38						38
T S INDUSTRIES	Cleveland	Ohio	45	45					
			45	45					
T S M CORPORATION	Bartlett	Tenness	2,653		2,653				
			2,653		2,653				
T U C S CLEANING SERVICE INC	Fort Dix	New Jer	452	452					
			452	452					

(DOLLARS IN THOUSANDS)									
CONTRACTOR	CITY	STATE/ COUNTRY	DOD TOTAL	ARMY	NAVY	AIR FORCE	DLA	OCE	ODA
T V SPECIALISTS	Salt Lake City	Utah	28 28			28 28			
T W COMMUNICATION CORP	Farmingdale	New Yor	35 35		35 35				
T W L INDUSTRIES INC	Tampa	Florida	614 614	614 614					
T W MOTORCYCLES		UNITED	50 50			50 50			
T W SALES OF ST PAUL INC	Honolulu	Hawaii	46		46				
T W SALES OF ST PAUL INC	Pearl Harbor Naval	Hawaii	48 94		48 94				
T WAREHOUSE CORP	Philadelphia	Penn	792 792				792 792		
T-BAR INCORPORATED	Shelton	Conn	41 41					41 41	
T-CAS INC	Cherry Point	N Carol	4,063	56	4,063				
T-CAS INC	McLean	Virgini	4,119	56	4,063				
T-G NUTZ-FAHRZEUG GMBH & CO		GERMANY	75 75	75 75					
T TALBOT BOND CO	Baltimore	Marylan	34 34	34 34					
TA MFG INC	Glendale	Califor	31 31	31 31					
TAB OF MEMPHIS	Palo Alto	Califor	31 31		31 31				
TAB PRODUCTS	Oklahoma City	Oklahom	206 206	206 206					
TAB PRODUCTS CO	Palo Alto	Califor	238	69	169				
TAB PRODUCTS CO	Rancho Cordova	Califor	171			171			
TAB PRODUCTS CO	San Francisco	Califor	48						48
TAB PRODUCTS CO	San Jose	Califor	174	174					
TAB PRODUCTS CO	Jacksonville	Florida	40		40				
TAB PRODUCTS CO	Bethesda	Marylan	53		53				
TAB PRODUCTS CO	Cabin John-Brookmo	Marylan	1,086	859		227			
TAB PRODUCTS CO	Patuxent River NAT	Marylan	49		49				
TAB PRODUCTS CO	Spring Lake	Michiga	377	377					
TAB PRODUCTS CO	Picatinny Arsenal	New Jer	50	50					

(DOLLARS IN THOUSANDS)

CONTRACTOR	CITY	STATE/ COUNTRY	DOD TOTAL	ARMY	NAVY	AIR FORCE	DLA	OCE	ODA
TAB PRODUCTS CO	Raritan	New Jer	318	318					
TAB PRODUCTS CO	Oklahoma City	Oklahom	223	223					
TAB PRODUCTS CO	Philadelphia	Penn	54				54		
TAB PRODUCTS CO	Dallas	Texas	51				51		
TAB PRODUCTS CO	Mayville	Wiscons	117	51					
TAB PRODUCTS CO	Mayville	Wiscons	3,100	2,121	27	90	105		48
TABER LESTER A	Fort Worth	Texas	46			46			
TABER METALS INC	Russellville	Arkansa	50				50		
TABET MANUFACTURING CO INC	Norfolk	Virgini	1,978		1,183		795		
TABET MANUFACTURING CO INC	Norfolk	Virgini	1,978		1,183		795		
TABLE ROCK ASPHALT CNSTR CO	Branson	Missour	40					40	
TABOR ELECTRIC	Bangor	Washing	979			979			
TABOR ELECTRIC	Bangor	Washing	979			979			
TABULATING INC	Honolulu	Hawaii	124					124	
TABULATING INC	Honolulu	Hawaii	124					124	
TAC CONSTRUCTION CO INC	Dobbins AFB	Georgia	73						73
TAC CONSTRUCTION CO INC	Bay St. Louis	Miss	1,554		1,554				
TAC CONSTRUCTION CO INC	Columbus AFB	Miss	49			49			
TAC CONSTRUCTION CO INC	Gulfpport Naval Con	Miss	1,073		1,073				
TAC CONSTRUCTION CO INC	Gulfpport Naval Con	Miss	2,749		2,627	122			
TAC INDUSTRIES INC	Springfield	Ohio	307			307			
TAC INDUSTRIES INC	Springfield	Ohio	307			307			
TAC INDUSTRIES INC	Dallas	Texas	29						
TAC INDUSTRIES INC	Denton	Texas	83						
TACAN CORPORATION	Carlsbad	Califor	439	49	100	290			
TACAN CORPORATION	Carlsbad	Califor	439	49	100	290			
TACOMA BOATBUILDING CO	Seattle	Washing	170		170				
TACOMA BOATBUILDING CO	Tacoma	Washing	21,156		21,156				
TACOMA BOATBUILDING CO	Tacoma	Washing	21,326		21,326				
TACOMA CITY OF	Fort Lewis	Washing	3,205	3,205					1,268
TACOMA CITY OF	McChord AFB	Washing	1,268						1,268
TACOMA CITY OF	McChord AFB	Washing	4,473	3,205					
TACONIC PLASTICS LTD	Petersburg	New Yor	30						30
TACONIC PLASTICS LTD	Petersburg	New Yor	30						30

CONTRACTOR	CITY	STATE/ COUNTRY	DOD TOTAL	ARMY	NAVY	AIR FORCE	DLA	OCE	ODA
TACTAIR FLUID CONTROLS CORP	Liverpool	New Yor	788 788	82 82		584 584	122 122		
TACTAIR FLUID CONTROLS INC	Liverpool	New Yor	27 27		27 27				
TACTICAL R F INCORPORATED	Needham	Mass	154 154						
TACTICAL SYSTEMS CORP	Bonita	Califor	105 105		105 105				
TADIRAN ELECTRONIC INDUSTRIE		ISRAEL	2,817 2,817	1,545 1,545	1,272 1,272				
TADIRAN LIMITED		ISRAEL	1,228 1,228		1,228 1,228				
TADLOCK WILLIAM CONSTRUCTION	Camp Pendleton	Califor	666		666				
TADLOCK WILLIAM CONSTRUCTION	Coronado	Califor	173		173				
TADLOCK WILLIAM CONSTRUCTION	San Diego	Califor	189		189				
TADLOCK WILLIAM CONSTRUCTION	San Diego	Califor	1,028		1,028				
TADPOLE TECHNOLOGIES INC	Dublin	Califor	71 71		71 71				
TAE PYUNG INDUSTRIAL CO LTD		KOREA,	1,021 1,021	1,021 1,021					
TAE SAN CONSTRUCTION CO LTD		KOREA,	462 462	462 462					
TAECHUNG CORPORATION		GERMANY	31 31	31 31					
TAEHUNG ENGR & CONST CORP		KOREA,	193 193	193 193					
TAFAL ASSOCIATES INC	New York	New Yor	680 680	351 351		329 329			
TAFOLA M.R. CONSTRUCTION CO	Cannon AFB	New Mex	41			41			
TAFOLA M.R. CONSTRUCTION CO	Holloman AFB	New Mex	73			73			
TAFOLA M.R. CONSTRUCTION CO	Holloman AFB	New Mex	114			114			
TAFT-PEIRCE MANUFACTURING CO	Valley Falls	Rhode I	600 600		600 600				
TAG CO/WILSYK INC JV	Fort Greely	Alaska	412	412					
TAG CO/WILSYK INC JV	Fort Wainwright	Alaska	1,307 1,719	1,307 1,719					

		(DOLLARS IN THOUSANDS)							
CONTRACTOR	CITY	STATE/ COUNTRY	DOD TOTAL	ARMY	NAVY	AIR FORCE	DLA	OCE	ODA
TAGGART ENTERPRISES INC	McAlester Army Amm	Oklahom	113	113					
			113	113					
TAGUISA		SPAIN	54			54			
			54			54			
TAHNAHNS SANITATION ENGINEER	Nellis AFB	Nevada	172			172			
			172			172			
TAI ASSOCIATES,ARCHITECTS	Oakland	Califor	2		2				
			2		2				
TAIFUN FEUERLOESCHGERNETEBAU		GERMANY	39	39					
			39	39					
TAIHEI KOGYOSH CO LTD		JAPAN	69		69				
			69		69				
TAIKEN KOGYO CO LTD		JAPAN	40		40				
			40		40				
TAILORED APPAREL INC	Philadelphia	Penn	82				82		
			82				82		
TAILORED SYSTEMS INC	Dayton	Ohio	255			255			
			255			255			
TAISEI & SHIN NIPPON SEITEIS		JAPAN	2,384		2,384				
			2,384		2,384				
TAISEI CORP		JAPAN	577			577			
			577			577			
TAISEI ENGINEERING CO LTD		JAPAN	592			452			
			592			452			
TAISEI RD CONSTR CO LTD		JAPAN	67		67				
			67		67				
TAISEI ROAD CONSTRUCTION CO		JAPAN	386	74	202	110			
			386	74	202	110			
TAISHI SANGYO CO LTD		JAPAN	50		50				
			50		50				
TAIYO ENGINEERING		JAPAN	122		122				
			122		122				
TAKAGI KOGYO CO LTD		JAPAN	971		971				
			971		971				

CONTRACTOR	CITY	STATE/ COUNTRY	DOD TOTAL	ARMY	NAVY	AIR FORCE	DLA	OCE	ODA
TAKAHASHI KOMUTEN CO LTD		JAPAN	41 41		41 41				
TAKAHASHI SOSHOKU CO LTD		JAPAN	892 892	79 79	813 813				
TAKAMATSU TOSO KOGYO CO LTD		JAPAN	52 52		52 52				
TAKARA SERVICE CO LTD		JAPAN	147 147		147 147				
TAKAYAMA TOSO KOGYO CO		JAPAN	63 63			63 63			
TAKENORI CO LTD		JAPAN	241 241		241 241				
TAKOMA FUEL CO	Washington	D.C.	30 30				30 30		
TALBERT JOHN & ASSOCIATES IN TALBERT JOHN & ASSOCIATES IN	Camp Lejeune Cherry Point	N Carol N Carol	61 214 275		61 214 275				
TALBERT MFG CO	Rensselaer	Indiana	26 26			26 26			
TALBOT & ASSOCIATES LTD TALBOT & ASSOCIATES LTD	Yorktown	Virginia ANTIGUA	29 155 184		29 155 184				
TALBOT BYRON E CONTRACTOR TALBOT BYRON E CONTRACTOR	Bridge City Westwego	Louisia Louisia	1,283 284 1,567					1,283 284 1,567	
TALBOTT CORP	Las Vegas	Nevada	585 585		585 585				
TALCO INC	Fridley	Minnesota	107 107			107 107			
TALCOTT JAMES CONSTRUCTION I	Malmstrom AFB	Montana	190 190	26- 26-		216 216			
TALLHASSEE MUNICIPAL AIRPOR	Tallahassee	Florida	202 202				202 202		
TALLAMY VANKUREN GERTIS ASSO	Duluth	Minnesota	50 50					50 50	

(DOLLARS IN THOUSANDS)

CONTRACTOR	CITY	STATE/ COUNTRY	DOD TOTAL	ARMY	NAVY	AIR FORCE	DLA	OCE	ODA
TALLEY CORPORATION	Berkeley	Califor	55			55	165		
TALLEY CORPORATION	Meiners Oaks-Mira	Califor	165				34		
TALLEY CORPORATION	Newberry Springs	Califor	34				77		
TALLEY CORPORATION	Newburg	Califor	77				102		
TALLEY CORPORATION	Nyland Acres	Califor	102				98		
TALLEY CORPORATION	Oxnard	Califor	98				423		
TALLEY CORPORATION	Thousand Oaks	Califor	1,933	172	218-	1,556	899		
			2,464	172	218-	1,611			
TALLEY DEFENSE SYSTEMS INC	Mesa	Arizona	31,562	19,948	448	11,166			
			31,562	19,948	448	11,166			
TALLEY INDUSTRIES INC	Mesa	Arizona	3,335	2,855	480	60			
TALLEY INDUSTRIES INC	Thomaston	Conn	60			60			
			3,395	2,855	480	60			
TALLIE CORPORATION	Grabill	Indiana	351				351		
			351				351		
TALLY CONSTRUCTION CO	Rome	New Yor	125			125			
			125			125			
TALMA SPRL		BELGIUM	26	26					
			26	26					
TALTECH INTERNATIONAL INC	Chaska	Minneso	352		352				
			352		352				
TAM INC	Middletown	Rhode I	42		42				
			42		42				
TAMA KENSETSU CO LTD		JAPAN	889	573	316				
			889	573	316				
TAMA KENSETSU CORP		JAPAN	166		166				
			166		166				
TAMAI KENSETSU K K		JAPAN	54			54			
			54			54			
TAMAKI SERVICE CO		JAPAN	412			412			
			412			412			
TAMAQUA CABLE PRODUCTS CORP	Schuylkill Haven	Penn	300	82		41	177		
			300	82		41	177		
TAMASHIRO TRUCKING CORP	Kailua Kona	Hawaii	217	217					
			217	217					
TAMBRANDS INC	Lake Success	New Yor	563						563
			563						563

CONTRACTOR	CITY	STATE/ COUNTRY	DOD TOTAL	ARMY	NAVY	AIR FORCE	DLA	OCE	ODA
TANDEM COMPUTERS LTD		UNITED	47 47			47 47			
TAMERAN INC	Washington	D.C.	82						82
TAMERAN INC	Chagrin Falls	Ohio	115 197		115 115				82
TAMI INTERNATIONAL CORP	Fort Myers	Florida	31 31			31 31			
TAMPA BRASS & ALUMINUM CORP	Tampa	Florida	30 30		30 30				
TAMPA CITY OF	Tampa	Florida	299 299			299 299			
TAMPA ELECTRIC COMPANY	Tampa	Florida	5,090 5,090			5,090 5,090			
TAMPA LIGHTHOUSE FOR BLIND	Tampa	Florida	450 450				450 450		
TAMPO MANUFACTURING COMPANY	San Antonio	Texas	29 29				29 29		
TAMSCO	Beltsville	Marylan	1,551 1,551			1,551 1,551			
TAMSCO INC	Roseville	Michiga	69 69			69 69			
TAMWALL INC	Indianapolis	Indiana	94 94			94 94			
TAN BOYLE HEYAMOTO ARCHITECT	Fairchild AFB	Washing	38 38				38 38		
TAN-TEX INDUSTRIES CORP	Thomaston	Georgia	2,670				2,670		
TAN-TEX INDUSTRIES CORP	Fall River	Mass	250 2,920				250 2,920		
TANABE SEIYAKU CO., LTD		JAPAN	92 92			92 92			
TANAKA GUMI CO LTD		JAPAN	862 862					862 862	
TANAKA KENSETSU CO LTD		JAPAN	140 140					140 140	
TANDEM COMPUTERS INCORPORATE	Cupertino	Califor	575		127	156			292

CONTRACTOR	CITY	STATE/ COUNTRY	DOD TOTAL	ARMY	NAVY	AIR FORCE	DLA	OCE	ODA	
										(DOLLARS IN THOUSANDS)
TANDEM COMPUTERS INCORPORATE	Sacramento	Army De Califor	56	56						
TANDEM COMPUTERS INCORPORATE	Washington	D.C.	149			149				
TANDEM COMPUTERS INCORPORATE	Jacksonville	Florida	82		82					
TANDEM COMPUTERS INCORPORATE	Honolulu	Hawaii	62		62					
TANDEM COMPUTERS INCORPORATE	Cedar Rapids	Iowa	188	188						
TANDEM COMPUTERS INCORPORATE	Linthicum	Marylan	87				87			
TANDEM COMPUTERS INCORPORATE	Patuxent River	NAT Marylan	2,630		2,630					
TANDEM COMPUTERS INCORPORATE	Creve Coeur	Missour	255			255				
TANDEM COMPUTERS INCORPORATE	Miamisburg	Ohio	453			453				
TANDEM COMPUTERS INCORPORATE	Wright Patterson	Ohio	588			588				
TANDEM COMPUTERS INCORPORATE	Oklahoma City	Oklahom	69			69				
TANDEM COMPUTERS INCORPORATE	Charleston	S Carol	36		36					
TANDEM COMPUTERS INCORPORATE	San Antonio	Texas	66			66				
TANDEM COMPUTERS INCORPORATE	Salt Lake City	Utah	99			99				
TANDEM COMPUTERS INCORPORATE	Reston	Virgini	967		528	378			61	
TANDEM COMPUTERS INCORPORATE	Richmond	Virgini	124						124	
TANDEM COMPUTERS INCORPORATE	Beaver Valley	Washing	36		36					
TANDEM COMPUTERS INCORPORATE			6,522	244	3,501	2,213			564	
TANDOM CORP	Benton Harbor	Michiga	30	30						
TANDY CORPORATION DEL	Fort Stewart	Georgia	153	153						
TANDY CORPORATION DEL	Fort Worth	Texas	40	40						
TANG INDUSTRIES INC	Russellville	Arkansa	33		33					
TANIGUCHI RUTH AIA & ASSOC		GUAM	39		39					
TANIMURA & ASSOCIATES INC	Pearl Harbor	Naval Hawaii	146		146					
TANK LINES INC	Hampton	Virgini	332						332	
TANK LINES INC	Virginia Beach	Virgini	4,143						4,143	
TANK-U STAHLBAU ABERSFELDER		GERMANY	238	238						
TANKA INDUSTRIES		JAPAN	663						663	
TANKCRAFT CORPORATION	Walworth	Wiscons	60	26					34	
TANKINETICS INC	Anaheim	Califor	48	26					34	
TANKINETICS INC			48						48	

		(DOLLARS IN THOUSANDS)							
CONTRACTOR	CITY	STATE/ COUNTRY	DOD TOTAL	ARMY	NAVY	AIR FORCE	DLA	OCE	ODA
TANKLAGER GESELLSCHAFT HOYER		GERMANY	1,670 1,670				1,670 1,670		
TANNEWITZ INC	Jenison	Michiga	209 209		209 209				
TANNING RESEARCH LABORATORIE	Dade City	Florida	46 46				46 46		
TANNO CONSTRUCTION CO LTD		JAPAN	889 889	108 108		781 781			
TANO MARINE SYSTEMS INC	New Orleans	Louisia	36 36		36 36				
TANTALUS INC	Cleveland	Ohio	40 40		40 40				
TAPE SPECIALTY INC	Los Angeles	Califor	194 194	46 46		148 148			
TAPE TECH INC	Dayton	Ohio	358 358	269 269		89 89			
TAPE-CRAFT CORPORATION	Anniston	Alabama	476 476				476 476		
TARA METALS INC	Bloomfield	Conn	29				29		
TARA METALS INC	Gulfport	Miss	53				53		
TARA METALS INC	New Castle	Penn	74				74		
TARA METALS INC	Pittsburgh	Penn	198				198		
TARA METALS INC	Thorndale	Penn	69				69		
TARA METALS INC	Richmond	Virginia	32				32		
			455				455		
TARACORP	Atlanta	Georgia	79 79					79 79	
TAREYTON CORP	Greensboro	N Carol	323		323				
TAREYTON CORP	Robersonville	N Carol	111 434		111 434				
TARGA SYS CORP	Hartford	Conn	84 84					84 84	
TARGET CORPORATION	Lake Bluff	Illinois	6,675 6,675	583 583	5,933 5,933	21- 21-	180 180		
TARGET INDUSTRIES INC	Cleveland	Ohio	182 182				182 182		

CONTRACTOR	CITY	STATE/ COUNTRY	DOD TOTAL	ARMY	NAVY	AIR FORCE	DLA	OCE	ODA	
										(DOLLARS IN THOUSANDS)
TARGET PRECISION INC	Springfield	Mass	40 40			40 40				
TARGET SPORTSWEAR INC	Hyde	Penn	8,669 8,669				8,669 8,669			
TARK & ASSOCIATES	Kirtland AFB	New Mex	29 29			29 29				
TARK INTERNATIONAL	Portsmouth	Virgini	1,135 1,135		1,135 1,135					
TARMAC-LONESTAR INC TARMAC-LONESTAR INC	Chesapeake Norfolk	Virgini Virgini	80 78 158		80 78 158					
TARMAR ROADSTONE		UNITED	39 39			39 39				
TARTAN INDUSTRIES	Los Angeles	Califor	3,448 3,448	3,448 3,448						
TARTAN LABORATORIES INC	Pittsburgh	Penn	645 645		645 645					
TARTAN PETROLEUM LTD		UNITED	406 406				406 406			
TASCO CORPORATION	Philadelphia	Penn	293 293			293 293				
TASHIMA SANGYO CO LTD		JAPAN	111 111			111 111				
TASK RESEARCH INCORPORATED	Santa Paula	Califor	214 169	169 169	45 45					
TASKS UNLIMITED, INC	Minneapolis	Minneso	153 153	153 153						
TAT AERO EQUIP IND		ISRAEL	32 32			32 32				
TATE ACCESS FLOORS INC	Portsmouth	Virgini	42 42		42 42					
TATE ANDALE INC	Baltimore	Marylan	645 645		105 105		540 540			
TATE ENGINEERING INC TATE ENGINEERING INC	Baltimore Aston (Aston Mills	Marylan Penn	174 113	174						

DOD PRIME CONTRACT AWARDS OVER \$25,000 BY CONTRACTOR, STATE AND CITY FY 1988 (OCT - SEP)  
 (DOLLARS IN THOUSANDS)

ST19

CONTRACTOR	CITY	STATE/ COUNTRY	DOD TOTAL	ARMY	NAVY	AIR FORCE	DLA	OCE	ODA
TATE ENGINEERING INC	Dahlgren	Virgini	1,924 2,211	174	1,924 2,037				
TATE ROBERT C MD	Louisville	Kentuck	44 44					44 44	
TATSCH CONSTRUCTION INC	White Sands Msl Rg	New Mex	1,186 1,186	1,186 1,186					
TAU CORPORATION	Los Gatos	Califor	2,498 2,498	251 251	77 77	2,170 2,170			
TAU-TRON INC	Westford	Mass	169	169					
TAU-TRON INC	Concord	N.H.	77		77				
TAU-TRON INC	White Sands Msl Rg	New Mex	30 276	30 199	77 77				
TAUFRISCH GEFLUEGELHOF		GERMANY	207 207				207 207		
TAUNUS-AUTO VERKAUF GMBH		GERMANY	152 152	152 152					
TAUNUS-REISEN		GERMANY	157 157	157 157					
TAVCO, INC	Los Angeles	Califor	434 434	77 77	274 274	83 83			
TAVIS CORPORATION	Mariposa	Califor	110 110		110 110				
TAWSCO INDUSTRIES INC	Hill Air Force Bas	Utah	229 229			229 229			
TAYCO-FLEMING SCREENPRINTERS	McClellan AFB	Califor	28 28			28 28			
TAYLOR CARROLL E & ASSOC	Brunswick	Maine	78 78						
TAYLOR E R & ASSOCIATES	Camp Lejeune	N Carol	611		611				
TAYLOR E R & ASSOCIATES	Cherry Point	N Carol	500		500				
TAYLOR & DIVOKY INC	Jacksonville	Florida	1,111		1,111				
TAYLOR ANDERSON ARCHITECTS I	Atlanta	Georgia	100						100
TAYLOR ANDERSON ARCHITECTS I	Dougherty	Georgia	106						106
TAYLOR ANDERSON ARCHITECTS I	Cherry Point	N Carol	181						181

CONTRACTOR	CITY	STATE/ COUNTRY	DOD TOTAL	ARMY	NAVY	AIR FORCE	DLA	OCE	ODA	
										(DOLLARS IN THOUSANDS)
TAYLOR ANDERSON ARCHITECTS I Seymour Johnson AF N Carol			35 354	35 67	287					
TAYLOR BROS CONSTRUCTION CO	Fort Wayne	Indiana	71	71						
TAYLOR BROS CONSTRUCTION CO	Madison	Indiana	37- 34	37- 34						
TAYLOR BUS SALES INC	Fort Campbell	Kentuck	646 646	646 646						
TAYLOR CONSTRUCTION INC	Coralville	Iowa	240 240							240 240
TAYLOR CRAIG EQP COMPANY	Elmendorf AFB	Alaska	239	35		239				
TAYLOR CRAIG EQP COMPANY	Fort Lewis	Washing	35 274	35 35		239				
TAYLOR DEVICES INC	North Tonawanda	New Yor	322		69	253				
TAYLOR DEVICES INC	Tonawanda	New Yor	27 349		27 96	253				
TAYLOR DYNAMOMETER & MCH CO	New Berlin	Wiscons	167 167		128 128	39 39				
TAYLOR EQUIPMENT	Seattle	Washing	33 33		33 33					
TAYLOR FORBES EQUIPMENT CO I		UNITED	28 28				28 28			
TAYLOR FREEZER SALES CO INC	Rockton	Illinois	27 27				27 27			
TAYLOR GROUP INC	Williams AFB	Arizona	2,152			2,152				
TAYLOR GROUP INC	San Diego	Califor	10,654		10,654					
TAYLOR GROUP INC	Fort Hood	Texas	6,985 19,791	6,985 6,985						
TAYLOR J E COMPANY	Elmendorf AFB	Alaska	792			792				
TAYLOR J E COMPANY	Columbus	Ohio	723 1,515			723 1,515				
TAYLOR JOHN W ASSOCIATES	Fort Meade	Marylan	73 73							
TAYLOR MOORE INC	Fort Riley	Kansas	682							
TAYLOR MOORE INC	Andrews AFB	Marylan	87			87				
TAYLOR MOORE INC	Fort Devens	Mass	333							
TAYLOR MOORE INC	New Windsor	New Yor	94							
TAYLOR MOORE INC	West Point Mil Res	New Yor	290							
TAYLOR MOORE INC	Myrtle Beach AFB	S Carol	49 1,399			49 136				

(DOLLARS IN THOUSANDS)

CONTRACTOR	CITY	STATE/ COUNTRY	DOD TOTAL	ARMY	NAVY	AIR FORCE	DLA	OCE	ODA
TAYLOR PACKING CO INC	Wyalusing	Penn	1,719				1,719		
			1,719				1,719		
TAYLOR RAMSEY FURNITURE	Lynchburg	Virgini	175		175				
			175		175				
TAYLOR RAYMOND	Russellville	Arkansa	76					76	76
TAYLOR SECURITY & LOCK COMPA	Gaithersburg	Marylan	35				35		
TAYLOR SECURITY & LOCK COMPA	Cleveland	Ohio	65				65		
			100				100		
TAYLOR T H INC	Columbus AFB	Miss	213			213			
TAYLOR T H INC	Fort Hood	Texas	59	59					
TAYLOR T H INC	Freeport	Texas	27	27					
			299	86					
TAYLOR THOMAS & SONS INC	Hudson	Mass	65				65		
			65				65		
TAYLOR WINFIELD CORP THE	Warren	Ohio	61		61				
			61		61				
TAYLOR J F INC	Lexington Park	Marylan	460		460				
TAYLOR J F INC	Patuxent River NAT	Marylan	694		694				
			1,154		1,154				
TAYLOR-DUNN MFG COMPANY	Anaheim	Califor	108		108				
TAYLOR-DUNN MFG COMPANY	Rockville	Marylan	40			40			
			148		108	40			
TAYLOR-MADE HOSE INC	San Antonio	Texas							
TAYLOR-RAMSEY CORPORATION	Blackstone	Virgini	460		460				
TAYLOR-RAMSEY CORPORATION	Lynchburg	Virgini	1,131	285	661	185			
TAYLOR-RAMSEY CORPORATION		ITALY	42	42					
			1,633	327	1,121	185			
TAYWOD-BRG-REDEL/JOINT VENTU	Adak Island	Alaska	132-		132-				
TAYWOD-BRG-REDEL/JOINT VENTU	Adak Station	Alaska	2,899		2,899				
TAYWOD-BRG-REDEL/JOINT VENTU	Aleutian Islands	Alaska	395		395				
TAYWOD-BRG-REDEL/JOINT VENTU		GUAM	225		225				
			3,387		3,387				
TAZEWELL COUNTY ASPHALT CO	East Peoria	Illinois	29	29					
			29	29					
TBG INC	Anniston Army Depo	Alabama	29	29					
TBG INC	Mobile	Alabama	29						29

(DOLLARS IN THOUSANDS)

CONTRACTOR	CITY	STATE/ COUNTRY	DDO TOTAL	ARMY	NAVY	AIR FORCE	DLA	OCE	ODA
TBG INC	Pine Bluff Arsenal	Arkansa	35	35					
TBG INC	Fort Hunter Liggett	Califor	30	30					
TBG INC	McClellan AFB	Califor	695			695			
TBG INC	Sacramento	Califor	97					97	
TBG INC	San Bernardino	Califor	101			101			
TBG INC	Santa Ana	Califor	1,014	92	886	36			
TBG INC	Denver	Colorad	120		120				
TBG INC	Englewood	Colorad	2,247	910	934	27	76		
TBG INC	Fort Carson	Colorad	28	28					
TBG INC	Washington	Colorad	34		34				
TBG INC	Atlanta	D.C.	1,240	482	678	80	26		
TBG INC	Marietta	Georgia	26						
TBG INC	Robins AFB	Georgia	25			25			
TBG INC	Savannah	Georgia	122						
TBG INC	Honolulu	Hawaii	30		30			122	
TBG INC	Oak Brook	Illinois	547	373		79	95		
TBG INC	Oakbrook Terrace	Illinois	110			110			
TBG INC	Rock Island	Illinois	109	109					
TBG INC	Fort Knox	Illinois	108	26					
TBG INC	Fort Ritchie	Kentuck	26	31					
TBG INC	Boston	Marylan	31						
TBG INC	Hingham	Mass	35				35		
TBG INC	Battle Creek	Mass	382	55	261	66			
TBG INC	Detroit	Michiga	29				29		
TBG INC	Oceanport	Michiga	38					38	
TBG INC	White Sands Msl Rg	New Jer	28	28					
TBG INC	Rome	New Mex	70	70					
TBG INC	Waterliet	New Yor	68			68			
TBG INC	Camp Lejeune	New Yor	91	91					
TBG INC	Columbus	N Carol	27		27				
TBG INC	Wright Patterson A	Ohio	71				71		
TBG INC	Oklahoma City	Ohio	162			162			
TBG INC	Tobyhanna Army Dep	Oklahom	82			82			
TBG INC	Naval Underwater S	Penn	62	62					
TBG INC	Charleston-North C	Rhode I	60		60				
TBG INC	Nashville	S Carol	27		27				
TBG INC	Corpus Christi Arm	Tenness	72					72	
TBG INC	Dallas	Texas	92	92					
TBG INC	Fort Hood	Texas	273			273			
TBG INC	Salt Lake City	Texas	273	31					
TBG INC	Tooele Army Depot	Utah	31			29			
TBG INC	Arlington	Utah	28	28					
TBG INC	Fort Belvoir	Virgini	98	98					
TBG INC	Fort Myer	Virgini	32	32	307			97	
TBG INC	Norfolk	Virgini	33	33					
TBG INC	Warrenton	Virgini	313		313				
TBG INC	Winchester	Virgini	123	123					
TBG INC	Francis E Warren A	Virgini	26	26					
TBG INC		Wyoming	27			27			
TBG INC		GERMANY	113	113					
TBG INC		JAPAN	55			55			
TBG INC		KOREA	162	162					
TBG INC			3,189	3,189	3,677	2,215	332		455
TBG INC			9,868						

(DOLLARS IN THOUSANDS)

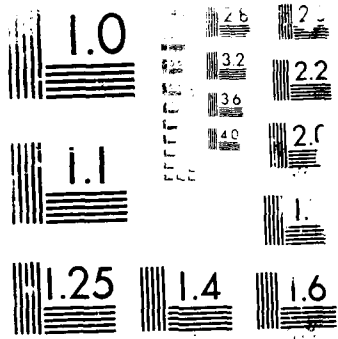
CONTRACTOR	CITY	STATE/ COUNTRY	DOD TOTAL	ARMY	NAVY	AIR FORCE	DLA	OCE	ODA
TBV SCHNELL U PARTNER GMBH		GERMANY	27 27	27 27					
TCGI ENGINEERS		PHILIPP	206 206			206 206			
TCM CONSTRUCTION INC	Minneapolis-St. Pa	Minneso	159 159			159 159			
TCO. INC	Aberdeen Prov Grnd	Marylan	280 280	280 280					
TCOM CORP	Columbia	Marylan	42 42			42 42			
IDS INC	Charleston NWS	S Carol	134		134				
IDS INC	North Charleston	S Carol	411		411				
IDS INC	Charleston-North C	S Carol	2,241		2,241				
			2,786		2,786				
TEAC CORP		JAPAN	4,550 4,550			4,550 4,550			
TEAC CORPORATION OF AMERICA	Montebello	Califor	667	165	162	270	70		
TEAC CORPORATION OF AMERICA	Mount Prospect	Illinoi	54			54			
TEAC CORPORATION OF AMERICA		JAPAN	4,342	249	175	3,918			
			5,063	414	337	4,242	70		
TEAM CONSTRUCTION CORP	Camp Pendleton	Califor	2,276		2,276				
TEAM CONSTRUCTION CORP	El Toro	Califor	240		240				
			2,516		2,516				
TEAM CORPORATION	El Monte	Califor	58 58		58 58				
TEAM INDUSTRIES INC	Montgomery	Illinoi	198 198	198 198					
TEC DESIGN MANUFACT	New Cumberland	Penn	225 225		225 225				
TECA CORPORATION	Pleasantville	New Yor	100 100			100 100			
TECAN US LTD	Chapel Hill	N Carol	29	29					
TECAN US LTD		SWITZER	44	44					
			73	73					
TECC CORP		JAPAN	73 73			73 73			

(DOLLARS IN THOUSANDS)

CONTRACTOR	CITY	STATE/ COUNTRY	DOD TOTAL	ARMY	NAVY	AIR FORCE	DLA	OCE	ODA
TECH COMM INC	Fort Lauderdale	Florida							
TECH DATA MANAGEMENT INC	Orlando	Florida	149 149		149 149				
TECH ENGINEERING CORP	Anaheim	Califor	49 49				49 49		
TECH FOUR CONSTRUCTION CORP	Lemoore	Califor	258 258		258 258				
TECH LABORATORIES INC	Palisades Park	New Jer	2 2	40 40		38- 38-			
TECH MACHINE INC	Southington	Conn	28 28			28 28			
TECH MANUFACTURING CO INC	St. Louis	Missour	710 710			710 710			
TECH METALS INC	Seattle	Washing	62 62		62 62				
TECH PACK	Oklahoma City	Oklahom	28 28			28 28			
TECH PUBS TECH PUBS	San Diego Sunnyvale	Califor Califor	53 73 126		53 53	73 73			
TECH PENTALS		AUSTRAL	34 34		34 34				
TECH REP ENTERPRISES INC	Corona	Califor	55 55		55 55				
TECH REPS INCORPORATED	Albuquerque	New Mex	1,437 1,437			668 668			769 769
TECH RESEARCH CORP TECH RESEARCH CORP	Alexandria Arlington	Virgini Virgini	62 64 126						
TECH RESOURCES INC	Amherst	N.H.	2,340 2,340		2,340 2,340				
TECH SALES INC	Denver	Colorad	30 30						30 30
TECH SERV INC	Beltsville	Marylan	403 403						403 403

CONTRACTOR	CITY	STATE/ COUNTRY	DOD TOTAL	ARMY	NAVY	AIR FORCE	DLA	OCE	ODA	
										(DOLLARS IN THOUSANDS)
TECH SITE INCORPORATED	Kansas City	Missour	37 37		37 37					
TECH SYSTEMS CORP	Thomaston	Conn	1,909 1,909		1,640 1,640	190 190	79 79			
TECH-LITE	Salt Lake City	Utah	191 191			191 191				
TECH-MARINE ENTERPRISES INC	Seattle	Washing	211 211			211 211				
TECH-PRO INC	Panama City	Florida	26 26		26 26					
TECHALLOY MARYLAND INC	Baltimore	Marylan	101 101		101 101					
TECHCON GENERAL CONTRACTORS	Virginia Beach	Virginia	84 84		84 84					
TECHDYN SYSTEMS CORPORATION	Oceanport	New Jer	1,293	1,293						
TECHDYN SYSTEMS CORPORATION	Alexandria	Virginia	5,554	5,554						
TECHDYN SYSTEMS CORPORATION	McLean	Virginia	493	493						
TECHDYN SYSTEMS CORPORATION	Springfield	Virginia	9,355	5,964		3,146			245	
			16,695	13,304		3,146			245	
TECHE VALLEY SEAFOOD INC	St. Martinville	Louisia	72 72				72 72			
TECHMATICS INC	Arlington	Virginia	4,811 4,811		4,811 4,811					
TECHMATICS TECHNOLOGY INC	Silver Spring	Marylan	153	153						
TECHMATICS TECHNOLOGY INC	Newport News	Virginia	309 462	309 462						
TECHNA GRAPHICS	Washington	D.C.	1,412						1,412	
TECHNA GRAPHICS	St. Louis	Missour	300 1,712						300 1,712	
TECHNASSOCIATES INC	Rockville	Marylan	1,006 1,006	1,006 1,006						
TECHNI-CAST INC	South Gate	Califor	48 48		48 48					
TECHNIARTS	Montgomery	Alabama	60 60			60 60				
TECHNICAL & MGT SVCS CORP	Washington	D.C.	852						852	





CONTRACTOR	CITY	STATE/ COUNTRY	DOD TOTAL	ARMY	NAVY	AIR FORCE	DLA	OCE	ODA
TECHNICAL & MGT SVCS CORP	Beltsville	Marylan	906	906					
TECHNICAL & MGT SVCS CORP	Calverton	Marylan	30	30					
TECHNICAL & MGT SVCS CORP	Poison	Montana	5,090	3,595	1,200	295			
TECHNICAL & MGT SVCS CORP	Eatontown	New Jer	6,257	6,389					
TECHNICAL & MGT SVCS CORP	Oceanport	New Jer	4,389	4,355					
TECHNICAL & MGT SVCS CORP	Dayton	Ohio	17,879	11,177	1,200	4,355			852
TECHNICAL ARTS CORPORATION	Redmond	Washing	107	107					
TECHNICAL ASSIST INTERNATIONAL	San Francisco	Califor	125	518					125
TECHNICAL ASSIST INTERNATIONAL	Pepperell	Mass	578						60
TECHNICAL ASSIST INTERNATIONAL	Tulsa	Oklahom	108						108
TECHNICAL ASSIST INTERNATIONAL	Pittsburgh	Penn	121	518					121
TECHNICAL ASSIST INTERNATIONAL	Pittsburgh	Penn	932	518					414
TECHNICAL ASSISTANCE SERV CO	Patuxent River	NAT Marylan	121		121				
TECHNICAL ASSOC OF CHARLOTT	Charleston	S Carol	61		61				
TECHNICAL ASSOCIATES INC	Wilmington	Delawar	1,243		1,196	47	133		
TECHNICAL ASSOCIATES INC	Wilmington	CANADA	133		1,196	47	133		
TECHNICAL CNCPTS CORP	San Antonio	Texas	40			40			
TECHNICAL CONTRACTORS INC	Fort Lewis	Washing	1,118	1,118					
TECHNICAL CONTRACTORS INC	Fort Lewis	Washing	1,118	1,118					
TECHNICAL DEVELOPMENT COMPAN	Jackson	Michiga	643	606	249	198	37		
TECHNICAL DEVELOPMENT COMPAN	Glenolden	Penn	3,807	2,253	249	198	1,107		
TECHNICAL DEVELOPMENT COMPAN	Gnatstown	Penn	147	2,859	249	198	147		
TECHNICAL DEVELOPMENT COMPAN	Gnatstown	Penn	4,597	2,859	249	198	1,291		
TECHNICAL DEVICES CO	Torrance	Califor	44		44				
TECHNICAL DEVICES CO	Torrance	Califor	44		44				
TECHNICAL DIRECTION, INC	Ortonville	Michiga	87	87					
TECHNICAL DIRECTION, INC	Ortonville	Michiga	87	87					
TECHNICAL DOCUMENTATION ASSO	Falls Church	Virgini	59		59				
TECHNICAL DOCUMENTATION ASSO	Falls Church	Virgini	59		59				
TECHNICAL DYNAMICS CORP	Bergenfield	New Jer	45		45				
TECHNICAL DYNAMICS CORP	Bergenfield	New Jer	45		45				
TECHNICAL EDUCATION SERVICES	Fort Sill	Oklahom	35			35			
TECHNICAL EDUCATION SERVICES	Fort Sill	Oklahom	35			35			

CONTRACTOR	CITY	STATE/ COUNTRY	DOD TOTAL	(DOLLARS IN THOUSANDS)						
				ARMY	NAVY	AIR FORCE	DLA	OCE	ODA	
TECHNICAL ELECTRONICS INC	New Orleans	Louisia	209							209
			209							209
TECHNICAL EVALUATION RESEARC Eatontown		New Jer	152	152						
TECHNICAL EVALUATION RESEARC Holmdel		New Jer	1,433	1,433						
			1,585	1,585						
TECHNICAL HEATERS INC	San Fernando	Califor	356		356					
			356		356					
TECHNICAL INDEXES		UNITED	39			39				
			39			39				
TECHNICAL INDUSTRIES INC GA	Atlanta	Georgia	33	33						
TECHNICAL INDUSTRIES INC GA	Park Ridge	New Jer	25	25						
			58	58						
TECHNICAL LANGUAGE SYSTEMS I Englewood		Colorad	378	378						
TECHNICAL LANGUAGE SYSTEMS I Fort Bragg		N Carol	254	254						
TECHNICAL LANGUAGE SYSTEMS I San Angelo		Texas	858	858						
			1,490	1,490						
TECHNICAL LEASING CORPORATIO Fort Hood		Texas	29-	29-						
			29-	29-						
TECHNICAL MACHINE PRODUCTS	Cleveland	Ohio	71			71				
			71			71				
TECHNICAL MICRONICS CONTROL	Huntsville	Alabama	1,780	1,780						
			1,780	1,780						
TECHNICAL ORDNANCE INC	Waconia	Minneso	2,575			233		2,342		
			2,575			233		2,342		
TECHNICAL PDTS PRECISION MFG Hatfield		Penn	378			235			143	
TECHNICAL PDTS PRECISION MFG Leith-Hatfield		Penn	82			82				
			460			317			143	
TECHNICAL RESEARCH & DEV	Pensauken	New Jer	391			391				
			391			391				
TECHNICAL RESEARCH ASSOCIATE Camarillo		Califor	362	362						
TECHNICAL RESEARCH ASSOCIATE Salt Lake City		Utah	713	438		50		225		
			1,075	800		50		225		
TECHNICAL SERVICE GROUP INC	San Diego	Califor	31			31				
			31			31				
TECHNICAL SERVICES CORP	Rantoul	Illinois	1,010			536			1,010	
TECHNICAL SERVICES CORP	St. Inigoes	Marylan	536			167				
TECHNICAL SERVICES CORP	Willow Grove	Penn	167			703				
			1,713			1,713				

(DOLLARS IN THOUSANDS)									
CONTRACTOR	CITY	STATE/ COUNTRY	DOD TOTAL	ARMY	NAVY	AIR FORCE	DLA	OCE	ODA
TECHNICAL SERVICES GROUP	Wright Patterson A	Ohio	413 413			413 413			
TECHNICAL SERVICES LABORATOR	Fort Walton Beach	Florida	1,120 1,120			1,120 1,120			
TECHNICAL SERVICES LTD SA		PANAMA	102 102	102 102					
TECHNICAL SERVICES-KLAUS NEH		GERMANY	1,314 1,314	1,314 1,314					
TECHNICAL SOFTWARE ASSOCIATE	Atlanta	Georgia	120- 120-			120- 120-			
TECHNICAL SOLUTIONS INC	Las Cruces	New Mex	387 387	387 387					
TECHNICAL SPECIALTIES INC	Suitland-Silver Hi	Marylan	110 110						110 110
TECHNICAL STUDIES & ANALYSIS	Colorado Springs	Colorad	994 994			994 994			
TECHNICAL SUPPORT SERVICE IN	Williams AFB	Arizona	203			203			
TECHNICAL SUPPORT SERVICE IN	Columbus AFB	Miss	124			124			
TECHNICAL SUPPORT SERVICE IN	Wright Patterson A	Ohio	220			220			
TECHNICAL SUPPORT SERVICE IN	Reese Air Force Ba	Texas	77			77			
TECHNICAL SUPPORT SERVICE IN	San Antonio	Texas	164 788	164 164		164 164			624
TECHNICAL SYSTEMS ASSOCIATES	Orlando	Florida	160 160				160 160		
TECHNICAL SYSTEMS INC	Grand Rapids	Michiga	8,683 8,683	8,243 8,243			81 81		
TECHNICAL WIRE PRODUCTS INC	Santa Barbara	Califor	53 53				53 53		
TECHNICARE CORPORATION	Washington	D.C.	192 192	192 192					
TECHNICO SOUTHWEST INC	Albuquerque	New Mex	155 155						
TECHNICOLOR INC	San Bernardino	Califor	148			148			
TECHNICOLOR INC	Fort Hood	Texas	1,799 1,947	1,799 1,799					148 148
TECHNICON INSTRUMENT INC	Atlanta	Georgia	57 57	57 57					

CONTRACTOR	CITY	STATE/ COUNTRY	DOD TOTAL	(DOLLARS IN THOUSANDS)						
				ARMY	NAVY	AIR FORCE	DLA	OCE	ODA	
TECHNICON INSTRUMENT INC	Tarrytown	New Yor	81 81			81 81				
TECHNIDISC INC	Troy	Michiga	39 39			39 39				
TECHNILINE CORP	Grahamsville	New Yor	110 110					110 110		
TECHNION RESEARCH & DEVELOPM		ISRAEL	37 37	37 37						
TECHNION-ISRAEL INSTITUTE OF		ISRAEL	80 80	80 80						
TECHNIPLX MALL	Luke Air Force Bas	Arizona	34 34			34 34				
TECHNIQUES IN WOOD DIV	Rochester	New Yor	54 54	54 54						
TECHNISCHE LAMPEN UND LEUCHT		GERMANY	26 26	26 26						
TECHNIWEAVE INC	Rochester	N.H.	299 299			299 299				
TECHNIX INC	Sierra Vista	Arizona	258	258						
TECHNIX INC	Yuma Proving Groun	Arizona	26	26						
TECHNIX INC	San Diego	Califor	43			43				
TECHNIX INC	Hill Air Force Bas	Utah	26 353	284		43		26 26		
TECHNO ENGINEERING & CONSTR	Helemano Radio Sta	Hawaii	72	72						
TECHNO ENGINEERING & CONSTR	Honolulu	Hawaii	161 233	161 233						
TECHNO-SCIENCES INC	Greenbelt	Marylan	535 535	57 57		427 427		51 51		
TECHNOCON CORP	Middletown	Penn	52 52	52 52						
TECHNODYNE INC (DEL)	Dover	N.H.	274			222				52
TECHNODYNE INC (DEL)	Providence	Rhode I	27 301			222				27 79
TECHNOGRAPHICS FITCHBURG CO	Moosic	Penn	352			33				352
TECHNOGRAPHICS FITCHBURG CO	Scranton	Penn	33 385			33				33 352

(DOLLARS IN THOUSANDS)

CONTRACTOR	CITY	STATE/ COUNTRY	DOD TOTAL	ARMY	NAVY	AIR FORCE	DLA	OCE	ODA
TECHNOL CO LTD		JAPAN	63 63			63 63			
TECHNOLOGICAL MANUFACTURING	Bryan	Texas	111 111	111 111					
TECHNOLOGY APPLICATIONS	Placentia	Califor	69 69	69 69					
TECHNOLOGY ASSESMENT & TRANS	Annapp' .s	Marylan	90 90						90 90
TECHNOLOGY CHEMICAL, INC	Chicago	Illinois	27 27				27 27		
TECHNOLOGY DEVELOPMENT ASSOC	Wayne	Penn	351 351			196 196			155 155
TECHNOLOGY DEVELOPMENT CORP	Huntsville	Alabama	2,030 2,030	2,030 2,030					
TECHNOLOGY DEVELOPMENT CORP	San Diego	Califor	475 475		475 475				
TECHNOLOGY DYNAMICS INC	Bergenfield	New Jer	7,771 7,771	4,582 4,582	2,323 2,323	866 866			
TECHNOLOGY FOR ADVANCEMENT I	Kansas City	Kansas	80 80	80 80					
TECHNOLOGY FOR COMMNCNTNS INT	Fremont	Califor	793	350	2,318	443			
TECHNOLOGY FOR COMMNCNTNS INT	Mountain View	Califor	2,389	71	2,468	119			
TECHNOLOGY FOR COMMNCNTNS INT	Mountain View	Califor	3,423 6,605	836 1,257	2,468 4,786	562			
TECHNOLOGY INTERNATIONAL COR	Bedford	Mass	173 173						173 173
TECHNOLOGY INTERNATIONAL INC	Laplace	Louisia	152 152	102 102	50 50				
TECHNOLOGY INTGRTRN DEV GROUP	Billerica	Mass	100 100	50 50	50 50				
TECHNOLOGY MANAGEMENT CORP	San Diego	Califor	113		113				
TECHNOLOGY MANAGEMENT CORP	Jacksonville	Florida	595		595				
TECHNOLOGY MANAGEMENT CORP	Pensacola Naval Ai	Florida	1,046		1,046				
TECHNOLOGY MANAGEMENT CORP	Cherry Point	N Carol	1,343		1,343				
TECHNOLOGY MANAGEMENT CORP	Norfolk	Virgini	3,097		3,097				

CONTRACTOR	CITY	STATE/ COUNTRY	DOD TOTAL	ARMY	NAVY	DOLLARS IN THOUSANDS)				
						AIR FORCE	DLA	OCE	ODA	
TECHNOLOGY MGT & ANALYSIS CO Bath		Maine	1,409		1,409					
TECHNOLOGY MGT & ANALYSIS CO Arlington		Virginia	1,718		1,718					
			3,127		3,127					
TECHNOLOGY RESEARCH CORP	Clearwater	Florida	390	127		225	38			
			390	127		225	38			
TECHNOLOGY RESEARCH INTERNTL	Calabasas	Califor	50		50					
			50		50					
TECHNOLOGY RESOURCES INC	Nashville	Tenness	53	53						
			53	53						
TECHNOLOGY SERVICES INC	Vallejo	Califor	389		389					
			389		389					
TECHNOLOGY WORLD INC	Lexington	Mass	610		610					
TECHNOLOGY WORLD INC	Huntington	W Virgi	224		224					
			834		834					
TECHNOLOGY/SCIENTIFIC SVCS	Wright Patterson A	Ohio	11,236			11,236				
			11,236			11,236				
TECHNOSPHERE CONSLT GPR INC		PHILIPP	253		253					
			253		253					
TECHNOTOMI		GREECE	43		43					
			43		43					
TECHNOVATE INC	Pompano Beach	Florida	67			67				
			67			67				
TECHPLAN CORP	San Diego	Califor	254		254					
TECHPLAN CORP	Maple Shade	New Jer	2,470		2,470					
TECHPLAN CORP	Marlton	New Jer	492		492					
TECHPLAN CORP	Arlington	Virginia	731		231	500				
			3,947		3,447	500				
TECHTROL CYCLONETICS INC	New Cumberland	Penn	7		61-	68				
			7		61-	68				
TECNETICS INC	Boulder	Colorad	55						55	
			55						55	
TECNICOS EN CONSTRUCCIONES		SPAIN	35		35					
			35		35					
TECNO JARDIN SA		PANAMA	271					271		
			271					271		
TECNOIMPIANTI S R L		ITALY	231					231		
			231					231		

CONTRACTOR	CITY	STATE/ COUNTRY	DOD TOTAL	ARMY	NAVY	DOLLARS IN THOUSANDS)		
						AIR FORCE	DLA	OCE
TECNOMEC S D F		ITALY	66 66		66 66			
TECO INC	Kirtland AFB	New Mex	34 34			34 34		
TECOGEN INC	Waltham	Mass	103 103	103 103				
TECOLOTE RESEARCH INC	Gunter AFB	Alabama	441		85-	441		
TECOM INCORPORATED	Sedgwick	Arkans	85-					
TECOLOTE RESEARCH INC	Hawthorne	Califor	238			238		
TECOLOTE RESEARCH INC	Santa Barbara	Califor	7,997		2,157	5,840		
TECOLOTE RESEARCH INC	Bedford	Mass	2,294			2,294		
TECOLOTE RESEARCH INC	Arlington	Virgini	10,965		2,152	8,813		
TECOM INCORPORATED	Colorado Springs	Colorad	3,608			3,608		
TECOM INCORPORATED	Patrick AFB	Florida	2,739			2,739		
TECOM INCORPORATED	Robins AFB	Georgia	3,148			3,148		
TECOM INCORPORATED	Fort Riley	Kansas	152	152				
TECOM INCORPORATED	Havre	Montana	709			709		
TECOM INCORPORATED	Bayonne MOT	New Jer	1,538	1,538				
TECOM INCORPORATED	Minot Air Force Ba	N Dakot	123			123		
TECOM INCORPORATED	Wright Patterson A	Ohio	6,295			6,295		
TECOM INCORPORATED	Austin	Texas	30			30		
TECOM INCORPORATED	Fort Bliss	Texas	4,163			4,163		
TECOM INCORPORATED	Fort Hood	Texas	2,771			2,771		
TECOM INCORPORATED	Fort Hood	Texas	25,276			16,652		
TECOM INDUSTRIES INC	Los Angeles	Califor	2,564	57	2,132	344	31	
TECOS INC	Wichita Falls	Texas	77	57	2,132	344	31	
TECOSE INC	Belle Mead	New Jer	42					42
TECOSE INC	Belle Mead	New Jer	42					42
TECTONIC ASSOCIATES INC	Oceanport	New Jer	315	315				
TECTONIC ASSOCIATES INC	New York	New Yor	40		40			
TECTONIC ASSOCIATES INC	West Point Mil Res	New Yor	36	36				
TECTONIC ASSOCIATES INC	West Point Mil Res	New Yor	391	351	40			
TECTONICS	San Francisco	Califor	32	32				
TECTONICS	Sharpe Army Depot	Califor	39	39				
TECTONICS	Sharpe Army Depot	Califor	71	71				
TECTRONIX	Gaithersburg	Marylan	37					37
TECTRONIX	Gaithersburg	Marylan	37					37

(DOLLARS IN THOUSANDS)

CONTRACTOR	CITY	STATE/ COUNTRY	DOD TOTAL	ARMY	NAVY	AIR FORCE	DLA	OCE	ODA
TECUMSEH CONSTRUCTION COMPAN	Beale AFB	Califor	125	125					
TECUMSEH CONSTRUCTION COMPAN	Lathrop	Califor	270	270					
TECUMSEH CONSTRUCTION COMPAN	McClellan AFB	Califor	3,310	3,163	147				
TECUMSEH CONSTRUCTION COMPAN	Vallejo	Califor	115		115				
TECUMSEH CONSTRUCTION COMPAN	Whiteman AFB	Missour	121		121				
			3,941	3,558	115	268			
TECUMSEH PRODUCTS COMPANY	Costa Mesa	Califor	186	186					
TECUMSEH PRODUCTS COMPANY	Fraser	Michiga	32		32				
			218	186	32				
TEDDER HAMPTON ELECTRIC CO	San Bernardino	Califor	36			36			
			36			36			
TEDFORD JACK N INC	Fallon NAS	Nevada	144		144				
			144		144				
TEDS WIRING SERVICE LTD	Pearl Harbor	Hawaii	827		827				
TEDS WIRING SERVICE LTD	Wahliawa	Hawaii	967		967				
			1,794		1,794				
TEER NELLO L COMPANY	Fort Bragg	N Carol	21,187	21,187					
			21,187	21,187					
TEGRA INCORPORATED	Billerica	Mass	28		28				
			28		28				
TEGRATEK	Fairfield	Ohio	172				172		
			172				172		
TEISHIN SANGYO CO LTD		JAPAN	227		227				
			227		227				
TEK DATA SYSTEMS COMPANY	Libertyville	Illinois	27		27				
			27		27				
TEK EGE ELE KTRIK DAGITIM MU		TURKEY	632			632			
			632			632			
TEK PRECISION CO LTD	Deer Park	New Yor	102	102					
			102	102					
TEK-LITE INC	Union Bridge	Marylan	641					79	562
			641					79	562
TEKCOM CORPORATION	Philadelphia	Penn	49	49					
			49	49					
TEKMAR COMPANY	Cincinnati	Ohio	26	26					
			26	26					

(DOLLARS IN THOUSANDS)

CONTRACTOR	CITY	STATE/ COUNTRY	DDC TOTAL	ARMY	NAVY	AIR FORCE	DLA	OCE	ODA
TEKMARINE INC	Pasadena	Califor	96 96					96 96	
TEKNAMED CORP TEKNAMED CORP	Columbus	Miss DOMINIC	405 44 49				405 44 449		
TEKNION TEKNION	Safety Harbor Marlton	Florida New Jer	79 148 227			79 148 227			
TEKNION FURNITURE SYSTEMS IN TEKNION FURNITURE SYSTEMS IN TEKNION FURNITURE SYSTEMS IN TEKNION FURNITURE SYSTEMS IN	Marlton Albuquerque Springfield	New Jer New Mex Virgini CANADA	587 245 173 33 1,038	33 33		315 173 488	272 245		
TEKNOCRAFT INC	Palm Bay	Florida	42 42					42 42	
TEKKNOWLEDGE INC TEKKNOWLEDGE INC	Thousand Oaks Wright Patterson A Ohio	Califor	2,383 170 3,153	100 100	43 49	2,834 170 3,004			
TEKOFAKS		TURKEY	38 38			38 38			
TEKSOUTH CORP	New Orleans	Louisia	71 71		71 71				
TEKSUN INC	Los Angeles	Califor	45 45	45 45					
TEKSYSTEM		ITALY							
TEKTRONIX GMBH		GERMANY	356- 356-	356- 356-					
TEKTRONIX INC TEKTRONIX INC TEKTRONIX INC TEKTRONIX INC TEKTRONIX INC TEKTRONIX INC TEKTRONIX INC TEKTRONIX INC TEKTRONIX INC TEKTRONIX INC TEKTRONIX INC TEKTRONIX INC	Fort Rucker Huntsville Concord Edwards AFB Irvine Los Angeles Sacramento Englewood Groton Washington Pensacola Indianapolis	Alabama Alabama Califor Califor Califor Califor Califor Califor Colorad Conn D.C. Florida Indiana	31 291 51 115 678 144 32 32 29 127 131 196	31 291	51 678 83	115			61
TEKTRONIX INC TEKTRONIX INC TEKTRONIX INC TEKTRONIX INC TEKTRONIX INC TEKTRONIX INC TEKTRONIX INC TEKTRONIX INC TEKTRONIX INC TEKTRONIX INC						32 28 131			28 25

CONTRACTOR	CITY	STATE/ COUNTRY	DOD TOTAL	ARMY	NAVY	AIR FORCE	DLA	OCE	ODA
TEKTRONIX INC	Lenexa	Kansas	41			41			
TEKTRONIX INC	Cockeysville	Marylan	42	42					
TEKTRONIX INC	Gaithersburg	Marylan	387	387	602				196
TEKTRONIX INC	Patuxent River	NAT	1,185		496				
TEKTRONIX INC	Fort Devens	Mass	143	143					
TEKTRONIX INC	Li. G. Hanscom AFB	Mass	34			34			
TEKTRONIX INC	St. Louis	Missour	169	169					
TEKTRONIX INC	Offutt AFB	Nebrask	63			63			
TEKTRONIX INC	Picatinny Arsenal	New Jer	144	144					
TEKTRONIX INC	Albuquerque	New Mex	44	44					
TEKTRONIX INC	Kirtland AFB	New Mex	50			50			
TEKTRONIX INC	Fort Bragg	N Carol	25	25					
TEKTRONIX INC	Dayton	Ohio	250			157	93		
TEKTRONIX INC	Aloha	Oregon	151		151				
TEKTRONIX INC	Beaverton	Oregon	53,791	8,361	16,827	25,824	2,390		389
TEKTRONIX INC	Portland	Oregon	161		34				127
TEKTRONIX INC	Redmond	Oregon	85				85		
TEKTRONIX INC	Redwood	Oregon	25			25			
TEKTRONIX INC	Wilsonville	Oregon	80		80				
TEKTRONIX INC	Beaverton-Hillsbor	Oregon	690		690				
TEKTRONIX INC	Blue Ball	Penn	198-		198-				
TEKTRONIX INC	Blue Bell	Penn	418		418				
TEKTRONIX INC	Hill Air Force Bas	Utah	73			73			
TEKTRONIX INC	Arlington	Virgini	352		352				
TEKTRONIX INC	Hampton	Virgini	68	68					
TEKTRONIX INC	Portsmouth	Virgini	26		26				
TEKTRONIX INC	Belmore	Washing	44			44			92
TEKTRONIX INC	Vancouver	W Virgi	1,292	243	354		603		
TEKTRONIX INC	Huntington		238					238	
			61,839	9,948	20,943	26,589	3,171	298	890
TEL AVIV UNIVERSITY		ISRAEL	100	100					
			100						
TEL INSTRUMENT	Carlstadt	New Jer	1,672		154	1,518			
			1,672		154	1,518			
TEL-A-COM HAWAII INC	Santa Clara	Califor	145	145					
TEL-A-COM HAWAII INC	Honolulu	Hawaii	79	79					
			224	224					
TEL-AMERICA OF SALT LAKE	Hill Air Force Bas	Utah	183			183			
			183			183			
TEL-TECHNICA DE ELECTRICIDAD		PORTUGA	743			743			
			743			743			
TELAMON CORP	Indianapolis	Indiana	44	44					
			44	44					
TELAUTOGRAPH CORPORATION	Los Angeles	Califor	55	55					

CONTRACTOR	CITY	STATE/ COUNTRY	DOD TOTAL	ARMY	NAVY	AIR FORCE	DLA	OCE	ODA
TELAUTOGRAPH CORPORATION	Holloman AFB	New Mex	34			34			
TELAUTOGRAPH CORPORATION	Fort Bragg	N Carol	33	33					
			122	88		34			
TELCO INC	Perth Amboy	New Jer	48				48		
TELCO INC	Cleveland	Ohio	28		28				
TELCO INC	Stephenville	Texas	80				80		
			156		28		128		
TELDIX GMBH		GERMANY	176	176					
			176	176					
TELE-MEASUREMENTS, INC	Clifton	New Jer	48	48					
			48	48					
TELE-SENTRY SECURITY INC	Luke Air Force Bas	Arizona	47			47			
			47			47			
TELE-SIGNAL CORPORATION	Hauppauge	New Yor	5,904	2,364	60	3,480			
			5,904	2,364	60	3,480			
TELECOMMUNICATION SCIENCE ASS	San Diego	Califor	3,713		3,713				
TELECOMMUNICATION SCIENCE ASS	Dallas	Texas	180						180
			3,893		3,713				180
TELECOM CONSULTING ENGINEERS	Fort B.agg	N Carol	29	29					
			29	29					
TELECOM RADIO_& TELEPHONIQUE		FRANCE	90		90				
			90		90				
TELECOM SYSTEMS INTEGRATED, I	Gulfport-Biloxi Re Miss		371	371					
			371	371					
TELECOMMUNICATIONS CONTROL	Channel Islands Na	Califor	260			260			
TELECOMMUNICATIONS CONTROL	Newburgh	New Yor	139			139			
TELECOMMUNICATIONS CONTROL	Douglas Municipal	N Carol	297			297			
TELECOMMUNICATIONS CONTROL	Wilmington	N Carol	85			696		85	
			781			696		85	
TELECOMMUNICATIONS TECHNIQUE	Frederick	Marylan	35		35				35
TELECOMMUNICATIONS TECHNIQUE	Gaithersburg	Marylan	105	31	39				
TELECOMMUNICATIONS TECHNIQUE	Springfield	Virgini	457				457		
			597	31	74		457		35
TELECONFERENCING SYSTEMS INC	Naval Underwater S	Rhode I	153						
			153						
TELECTRO SYSTEMS CORP	New York	New Yor	767	133	80	43			511
			767	133	80	43			511

		(DOLLARS IN THOUSANDS)							
CONTRACTOR	CITY	STATE/ COUNTRY	DOD TOTAL	ARMY	NAVY	AIR FORCE	DLA	OCE	ODA
TELECTRO-MEK INC	Fort Wayne	Indiana	28			28			
			28			28			
TELEDEX INDUSTRIES INC	Cudahy	Wiscons	94-	94-					
			94-	94-					
TELEDYNE AEROSPACE SYSTEMS	Fairmont	Minneso	826	93	161	155	417		
			826	93	161	155	417		
TELEDYNE BROWN ENGINEERING	Huntsville	Alabama	161			161			
			161			161			
TELEDYNE ENERGY SYSTEMS	Lutherville-Timoni	Marylan	710	525	185				
			710	525	185				
TELEDYNE EXPLORATION COMPANY	Houston	Texas	329		329				
			329		329				
TELEDYNE INC	Huntsville	Alabama	148,630	122,353	21,776	4,501			
TELEDYNE INC	Montgomery	Alabama	3,592-			3,592-			
TELEDYNE INC	Arcadia	Califor	473		76		397		
TELEDYNE INC	Gardena	Califor	950		168	595	187		
TELEDYNE INC	Hollister	Califor	6,497		1,612	4,885			
TELEDYNE INC	Long Beach	Califor	31				31		
TELEDYNE INC	Los Angeles	Califor	11,243	97	6,274	4,872			
TELEDYNE INC	Mountain View	Califor	4,534		30	4,524			
TELEDYNE INC	Mountain View	Califor	3,286	1,279	27	1,175	805		
TELEDYNE INC	Ontario	Califor	87				87		
TELEDYNE INC	Palo Alto	Califor	10,869		10,869				
TELEDYNE INC	Redbanks	Califor	129			129			
TELEDYNE INC	Redlands	Califor	129						
TELEDYNE INC	Sunnyvale	Califor	79			79			
TELEDYNE INC	Torrance	Califor	67		67				
TELEDYNE INC	Colorado Springs	Colorad	39	39					
TELEDYNE INC	Gainesville	Florida	2,280	2,280					
			185,751	126,048	40,899	17,168	1,636		
TELEDYNE INC	Gainesville	Georgia	5,138			5,138			
			5,138			5,138			
TELEDYNE INC	Martinez	Georgia	1,626	1,626					
TELEDYNE INC	Elk Grove Village	Illinois	36				36		
TELEDYNE INC	Roscoe	Illinois	36	36					
TELEDYNE INC	Cambridge	Mass	271				271		
TELEDYNE INC	Woburn	Mass	98						
TELEDYNE INC	Muskegon	Michiga	500	500					
TELEDYNE INC	Neosho	Missour	14,519			14,519			
TELEDYNE INC	Parsippany	New Jer	1,001	1,001					
TELEDYNE INC	New Rochelle	New Yor	3,810						
TELEDYNE INC	Elm City	N Carol	1,128	320	2,290	186			
TELEDYNE INC	Hartsville	Ohio	1,971	1,971					
			1,971	1,971					101

(DOLLARS IN THOUSANDS)

CONTRACTOR	CITY	STATE/ COUNTRY	DOD TOTAL	ARMY	NAVY	AIR FORCE	DLA	OCE	ODA
TELEDYNE INC	Toledo	Ohio	6,932		500	6,344	88		
TELEDYNE INC	York	Penn	7,745		653		92		
TELEDYNE INC	Lewisburg	Tenness	325		211	67	47		
TELEDYNE INC	Charlottesville	Virginia	1,749		616	1,072	61		
TELEDYNE INC	Hampton	Virginia	2,054		2,054				
TELEDYNE INC		MEXICO	2,256			2,256			
TELEDYNE INC			39,057	5,552	6,324	24,444	2,636		101
TELEDYNE INDUSTRIES INC	Mobile	Alabama	48,739	32		48,707			
TELEDYNE INDUSTRIES INC	Gardena	Califor	610	45			565		
TELEDYNE INDUSTRIES INC	George AFB	Califor	113			113			
TELEDYNE INDUSTRIES INC	Hawthorne	Califor	272	38	36		198		
TELEDYNE INDUSTRIES INC	Los Angeles	Califor	63,982	7,511	31,598	24,179	694		
TELEDYNE INDUSTRIES INC	Norwalk	Califor	74				74		
TELEDYNE INDUSTRIES INC	San Diego	Califor	58,531	1,090	8,579	48,717	145		
TELEDYNE INDUSTRIES INC	Santa Clara	Califor	10,089	2,496	7,593				
TELEDYNE INDUSTRIES INC	Solana Beach	Califor	107			107			
TELEDYNE INDUSTRIES INC	Thousand Oaks	Califor	15,919	5,319	1,595	8,915	90		
TELEDYNE INDUSTRIES INC	Torrance	Califor	4,022		3,078	98	846		
TELEDYNE INDUSTRIES INC	Denver	Colorad				64			
TELEDYNE INDUSTRIES INC	Washington	D.C.	41	41					
TELEDYNE INDUSTRIES INC	Ocala	Florida	13,060			13,060			
TELEDYNE INDUSTRIES INC	Patrick AFB	Florida	118			118			
TELEDYNE INDUSTRIES INC	Aurora	Illinois	169		39				
TELEDYNE INDUSTRIES INC	Aurora	Illinois	70		70				
TELEDYNE INDUSTRIES INC	Muskegon	Michigan	16,519	16,519					
TELEDYNE INDUSTRIES INC	Hudson	N.H.	457	133		267	57		
TELEDYNE INDUSTRIES INC	Clifton	New Jer	458				294		
TELEDYNE INDUSTRIES INC	Monroe	N Carol	49			148	49		
TELEDYNE INDUSTRIES INC	Cleveland	Ohio	630	48	434				164
TELEDYNE INDUSTRIES INC	Lavergne	Tenness	147-	147-					
TELEDYNE INDUSTRIES INC	Dallas	Texas	292						
TELEDYNE INDUSTRIES INC	Garland	Texas	119		119				
TELEDYNE INDUSTRIES INC	Garland	Texas	604			604			
TELEDYNE INDUSTRIES INC	Hill Air Force Bas	Utah	407			407			
TELEDYNE INDUSTRIES INC	Alexandria	Virginia	388			388			
TELEDYNE INDUSTRIES INC	Milwaukee	Wiscons	44				44		
TELEDYNE INDUSTRIES INC	Waukesha	Wiscons	238	28	85		125		
TELEDYNE MEC			236,038	33,153	53,226	146,022	3,181		456
TELEDYNE MEC	Mountain View	Califor	700		700				
TELEDYNE PHILBRICK	Dedham	Mass	95		95				
TELEDYNE PITTSBURGH TOOL STE	Los Angeles	Califor	367	367					
TELEDYNE REPUBLIC MFG	Cleveland	Ohio	122		40				82
			122		40				82

CONTRACTOR	CITY	STATE/ COUNTRY	DOD TOTAL	ARMY	NAVY	(DOLLARS IN THOUSANDS)		
						AIR FORCE	DLA	OCE
TELEDYNE RYAN ELECTRONICS	San Diego	Califor	70 70		70 70			
TELEDYNE WAH CHANG	Albany	Oregon	133 133		133 133			
TELEFACTOR CORP	West Conshohocken	Penn	38 38	38 38				
TELEFLEX DEFENSE SYSTEMS	Spanish Fork	Utah	3,298 3,298	3,298 3,298				
TELEFLEX INCORPORATED	Long Beach	Califor	342		342			
TELEFLEX INCORPORATED	Los Angeles	Califor	193		67	126		
TELEFLEX INCORPORATED	Boynton Beach	Florida	139		139			
TELEFLEX INCORPORATED	King of Prussia	Penn	1,701		1,628	73		
TELEFLEX INCORPORATED	Limerick	Penn	49	49				
TELEFLEX INCORPORATED	North Wales	Penn	1,600	32	393	1,117	58	
TELEFLEX INCORPORATED	Plymouth Meeting	Penn	100-		100-			
TELEFLEX INCORPORATED	West Mifflin	Penn	122		122			
TELEFLEX INCORPORATED			4,046	81	2,591	1,316	58	
TELEFONBAU & NORMALZEIT		GERMANY	127 127	127 127				
TELEGENIX INC	Cherry Hill	New Jer	97 97		47 47	50 50		
TELEGRAPHICS INC	San Diego	Califor	41		41			
TELEGRAPHICS INC	Washington	D.C.	30 71		30 71			
TELEGRAPHICS INC	Patuxent River	NAT Marylan	46 46		46 46			
TELEGRAPHICS INC	Herndon	Virgini	66		77			66
TELEGRAPHICS INC	Norfolk Naval Ship	Virgini	77		64			
TELEGRAPHICS INC	Portsmouth	Virgini	64 207		141			66
TELEIMPIANTI SRL		ITALY	2,042 2,042			2,042 2,042		
TELEMATION GMBH		GERMANY	25 25	25 25				
TELEMECHANIC	Hartford	Conn	38 38		38 38			
TELEMECHANICS INC	College Park	Marylan	156		156			194
TELEMECHANICS INC	Bay Shore	New Yor	819		625			

		(DOLLARS IN THOUSANDS)							
CONTRACTOR	CITY	STATE/ COUNTRY	DOD TOTAL	ARMY	NAVY	AIR FORCE	DLA	OCE	ODA
TELEMECHANICS INC	Bay Shores	New Yor	56 1,031		781		56 250		
TELEMED DIVISION	Hoffman Estates	Illinois	181 181		181 181				
TELENET COMMUNICATIONS CORP	Arlington	Virgini	64 64						64 64
TELENEX CORP	Mount Laurel	New Jer	115 115		75 75	40 40			
TELENEX/SPECTRON	Aurora	Colorad	36 36			36 36			
TELENORMA		GERMANY	214 214	214 214					
TELEPHONE CABLES LTD		UNITED	26 26			26 26			
TELEPHONICS CORPORATION	Huntington	New Yor	2,930	2,173	529	89	139		
TELEPHONICS CORPORATION	Huntington Station	New Yor	17,213		17,213				
TELEPHONICS CORPORATION	Westbury	New Yor	459		459				
TELEPHONICS CORPORATION	Westbury	New Yor	30		30				
			20,632	2,173	18,231	89	139		
TELEPOIMA TELELONVAU& NAORMA		GERMANY	71 71			71 71			
TELEPRINTER CORPORATION	Berkeley Heights	New Jer	1,045 1,045		543 543	204 204	298 298		
TELETECHNOLOGY INTERNATIONAL	McHenry	Illinois	39 39				39 39		
TELEVISION ASSOCIATES INC	Mountain View	Califor	122 122	42 42	29 29	51 51			
TELEVISION PROGRAM ENTERPRIS	New York	New Yor	75 75						75 75
TELEVISIO CORPORATION	Elk Grove Village	Illinois	386 386		273 273		113 113		
TELEX COMMUNICATION, INC	Washington	D.C.	37 37	37 37					
TELEX COMMUNICATIONS INC	Minneapolis	Minneso	27	27					63
TELEX COMMUNICATIONS INC	Lincoln	Nebrask	14,138	14,075					34
TELEX COMMUNICATIONS INC	Salt Lake City	Utah	34	14,102					97

CONTRACTOR	CITY	STATE/ COUNTRY	DOD TOTAL	ARMY	NAVY	AIR FORCE	DLA	OCE	ODA
TELEX COMPUTER PRODUCTS INC	Barstow MCLB	Califor	26		26				
TELEX COMPUTER PRODUCTS INC	Camp Pendleton	Califor	72		72				
TELEX COMPUTER PRODUCTS INC	El Toro MCAS	Califor	36		36				
TELEX COMPUTER PRODUCTS INC	Milpitas	Califor	1,347	1,347					
TELEX COMPUTER PRODUCTS INC	Port Hueneme	Califor	75		75				
TELEX COMPUTER PRODUCTS INC	San Diego	Califor	30		30				
TELEX COMPUTER PRODUCTS INC	Twentynine Palms M	Califor	52		52				
TELEX COMPUTER PRODUCTS INC	Boulder	Colorad	93	93					54
TELEX COMPUTER PRODUCTS INC	Colorado Springs	Colorad	54						
TELEX COMPUTER PRODUCTS INC	Albany Marine Corp	Georgia	75		75				
TELEX COMPUTER PRODUCTS INC	Fort Stewart	Georgia	39	39					
TELEX COMPUTER PRODUCTS INC	Savannah	Georgia	37	37					
TELEX COMPUTER PRODUCTS INC	Rock Island	Illinois	61	61					
TELEX COMPUTER PRODUCTS INC	Merriam	Kansas	42		42				
TELEX COMPUTER PRODUCTS INC	New Orleans	Louisia	39		39				
TELEX COMPUTER PRODUCTS INC	Aberdeen Prov Grnd	Marylan	30	30					
TELEX COMPUTER PRODUCTS INC	Patuxent River NAT	Marylan	166		166				
TELEX COMPUTER PRODUCTS INC	Warren	Michiga	44	44					
TELEX COMPUTER PRODUCTS INC	Kansas City	Missour	104		104				
TELEX COMPUTER PRODUCTS INC	St. Louis	Missour	2,095	2,095					
TELEX COMPUTER PRODUCTS INC	Picatunny Arsenal	New Jer	50	50					
TELEX COMPUTER PRODUCTS INC	Watervillet	New Yor	35	35					
TELEX COMPUTER PRODUCTS INC	Camp Lejeune	N Carol	149		149				182
TELEX COMPUTER PRODUCTS INC	Raleigh	N Carol	220		38				236
			4,971	3,831	904				
TELEX COMPUTER PRODUCTS INC	Tulsa	Oklahom	169	169					
TELEX COMPUTER PRODUCTS INC	New Cumberland Dep	Penn	75	75					
TELEX COMPUTER PRODUCTS INC	Parris Island MCRD	S Carol	42		42				
TELEX COMPUTER PRODUCTS INC	Arlington	Virgini	111	47	64				
TELEX COMPUTER PRODUCTS INC	Quantico Marine Co	Virgini	64		64				
TELEX COMPUTER PRODUCTS INC	Springfield	Virgini	61		61				
TELEX COMPUTER PRODUCTS INC	Vienna	Virgini	1,452	1,409	43				
TELEX COMPUTER PRODUCTS INC		JAPAN	191		191				
			1,996	1,531	465				
TELEX CORPORATION	Washington	D. C.	118	118					
TELEX CORPORATION	St. Louis	Missour	36	36					
			154	154					
TELLABS, INC	Lisle	Illinois	110						110
TELLABS, INC	Round Rock	Texas	40						40
			150						150
TELLERES ANDRES MARTINEZ SA		SPAIN	46		46				
			46		46				
TELONIC BERKELEY	Laguna Beach	Califor	321		86				235
			321		86				235

CONTRACTOR	CITY	STATE/ COUNTRY	DOD TOTAL	ARMY	NAVY	AIR FORCE	DLA	OCE	ODA
TELONICS INC	Mesa	Arizona	36	36					
TELONICS INC	Anniston Army Depo	Alabama	23	23					
TELONICS INC	Fort Rucker	Alabama	65	65					
TELONICS INC	Montgomery	Alabama	31			31			
TELONICS INC	Davis-Monthan AFB	Arizona	186-			186-			
TELONICS INC	Yuma Proving Groun	Arizona	737	737					
TELONICS INC	Pine Bluff Arsenal	Arkansa	63	63					
TELONICS INC	Camp Pendleton	Califor	140		140				
TELONICS INC	China Lake NWC	Califor	365		365				
TELONICS INC	Lathrop	Califor	25	25					
TELONICS INC	McClellan AFB	Califor	90			90			
TELONICS INC	Sacramento Army De	Califor	374	374					
TELONICS INC	Santa Monica	Califor	1,359	1,359					
TELONICS INC	Denver	Colorad	95			95			
TELONICS INC	Washington	D.C.	165	165					
TELONICS INC	Eglin Air Force Ba	Florida	117			117			
TELONICS INC	Atlanta	Georgia	192	192					
TELONICS INC	Fort Benning	Georgia	152	152					
TELONICS INC	Robins AFB	Georgia	130			130			
TELONICS INC	Rock Island	Illinoi	203	203					
TELONICS INC	Crane	Indiana	90		90				
TELONICS INC	Indianapolis	Indiana	237			237			
TELONICS INC	Lexington-Blue Gra	Kentuck	516	516	133				
TELONICS INC	New Orleans	Louisia	35	35					
TELONICS INC	Aberdeen Prov Grnd	Marylan	185	185					
TELONICS INC	Bethesda	Marylan	26			26			
TELONICS INC	Patuxent River NAT	Marylan	25			25			
TELONICS INC	Bay St. Louis	Miss	257		257				
TELONICS INC	Columbus AFB	Miss	82			82			
TELONICS INC	St. Louis	Missour	133	34					
TELONICS INC	Offutt AFB	Nebrask	427			427			
TELONICS INC	Lakehurst	New Jer	81						
TELONICS INC	Oceanport	New Jer	462	462					
TELONICS INC	Shrewsbury	New Jer	13,066	13,066					
TELONICS INC	Rome	New Yor	53			53			
TELONICS INC	Fort Bragg	N Carol	100	100					
TELONICS INC	Grand Forks AFB	N Dakot	52			52			
TELONICS INC	Cleveland	Ohio	124		124				
TELONICS INC	Wright Patterson A	Ohio	194			194			
TELONICS INC	Fort Sill	Oklahom	15,212	15,212					
TELONICS INC	Lawton	Oklahom	336	336					
TELONICS INC	Oklahoma City	Oklahom	249			249			
TELONICS INC	Chambersburg	Penn	794	794					
TELONICS INC	Mechanicsburg	Penn	521		521				
TELONICS INC	New Cumberland Dep	Penn	300	300					
TELONICS INC	Philadelphia	Penn	51		51				
TELONICS INC	Tobayhanna Army Dep	Penn	118	118					
TELONICS INC	Warminster	Penn	316		316				
TELONICS INC	Fort Hood	Texas	63	63					

(DOLLARS IN THOUSANDS)

CONTRACTOR	CITY	STATE/ COUNTRY	DOD TOTAL	ARMY	NAVY	AIR FORCE	DLA	OCE	ODA
TELOS CORPORATION	San Antonio	Texas	457			457			
TELOS CORPORATION	Wichita Falls	Texas	55			55			
TELOS CORPORATION	Bountiful	Utah	4,372	78	1,207	98	2,989		
TELOS CORPORATION	Hill Air Force Bas	Utah	405	131		405			
TELOS CORPORATION	Tooele Army Depot	Utah	131						
TELOS CORPORATION	Alexandria	Virginia	38		132				38
TELOS CORPORATION	Arlington	Virginia	182		59				50
TELOS CORPORATION	Dahlgren	Virginia	59	57					
TELOS CORPORATION	Falls Church	Virginia	57						
TELOS CORPORATION	Hampton	Virginia	539			539			
TELOS CORPORATION	Newport News	Virginia	90	90					
TELOS CORPORATION	Norfolk Naval Ship	Virginia	244	244					
TELOS CORPORATION	Pentagon	Virginia	161	161					
TELOS CORPORATION	Portsmouth	Virginia	28		28				137
TELOS CORPORATION	Reston	Virginia	137	83					
TELOS CORPORATION	Warrenton	Washington	83	83					
TELOS CORPORATION	Bangor	GERMANY	108		108				
TELOS CORPORATION			238			238			
			45,679	35,248	3,916	3,126	2,989		400
TELOS LABS INC	Fremont	Califor	165	165					
			165	165					
TELPAGE OF SOUTH CAROLINA IN	Charleston	MS	39		39				
			39		39				
TELTARA INC	Fort McTiellan	Alabama	203	203					
TELTARA INC	Fort Lee	Virginia	792	792					
			995	995					
TELTRON INC	Douglasville	Penn	116		30-		146		
			116		30-		146		
TELTRONIC OF BALTIMORE INC	Aberdeen Prov Grnd	Marylan	171	171					
			171	171					
TEM ASSOCIATES	Berkeley	Califor	340		340				
TEM ASSOCIATES	Washington	D.C.	154			154			
TEM ASSOCIATES	Arlington	Virginia	224		224				
			718		564				
TEMCO METALS INC	Sonora	Califor	100-	100-					
			100-	100-					
TEMCOR	Fort McCoy	Wiscons	173	173					
			173	173					
TEMP-RITE INTERNATONAL GMBH		GERMANY	32	32					
			32	32					
TEMPCO ENGINEERING INC	Los Angeles	Califor	67	67					
			67	67					

		(DOLLARS IN THOUSANDS)							
CONTRACTOR	CITY	STATE/ COUNTRY	DOD TOTAL	ARMY	NAVY	AIR FORCE	DLA	OCE	ODA
TEMPCO MANUFACTURING CO INC	St. Paul	Minneso	140 140				140 140		
TEMPCRAFT INC	Cleveland	Ohio	58 58	58 58					
TEMPERATURE CONTROL INC	Norfolk	Virgini	238 238		238 238				
TEMPHARMACIST	Fair Oaks	Califor	452 452	452 452					
TEMPHARMACISTS	Arroyo Grande	Califor	56 56		56 56				
TEMPLATE GRAPHICS SOFTWARE	Oklahoma City	Oklahom	46 46			46 46			
TEMPLATE GRAPHICS SOFTWARE I	Calverton	Marylan	26 26		26 26				
TEMPLE DISTRIBUTING INC	City of the Dalles	Oregon	68 68				68 68		
TEMPLE RESEARCH LABS	Baton Rouge	Louisia	52 52			52 52			
TEMPLE UNVRSTY/CMNWLTH SYST	Philadelphia	Penn	1,584 1,584	407 407	1,177 1,177				
TEMPLETON CONSTRUCTION CO	San Angelo	Texas	5,311	5,311					
TEMPLETON CONSTRUCTION CO	San Antonio	Texas	64 5,375	64 5,375					
TEMPLETON KENLY & CO	Broadview	Illinois	54 54		54 54				
TEMPO INC	Fort Bragg	N Carol	45 45	45 45					
TEMPO INSAAT		TURKEY	32 32			32 32			
TEMPO INSTRUMENTS & CONTROLS	Commack	New Yor	558		558				
TEMPO INSTRUMENTS & CONTROLS	Hauppauge	New Yor	34 592		34 558				
TEMPO INSTRUMENTS INC	DELAWA Commack	New Yor	369				369		
TEMPO INSTRUMENTS INC	DELAWA Hauppauge	New Yor	115 484				115 484		

(DOLLARS IN THOUSANDS)

CONTRACTOR	CITY	STATE/ COUNTRY	DOD TOTAL	ARMY	NAVY	AIR FORCE	DLA	OCE	ODA
TEMPO PRODUCTS CO	Cleveland	Ohio	41 41			41 41			
TEMPO WEST INC	Fallon	Nevada	118- 118-		118- 118-				
TEMPO-BEKKEN ASSOCIATES	Redstone Arsenal	Alabama	96 96	96 96					
TEMPTRON ENGINEERING INC	Los Angeles	Califor	27 27			27 27			
TEMSI	Clinton	Marylan	39 39						39 39
TEMTEX PRODUCTS INC	Nashville	Tenness	11,751 11,751	11,751 11,751					
TENAVISION, INC	Fort Riley	Kansas	100	100					
TENAVISION, INC	Camp Lejeune	N Carol	285		285				
TENAVISION, INC	Fort Bragg	N Carol	217	217					
TENAVISION, INC	Fort Sill	Oklahom	216	216					
TENAVISION, INC	San Antonio	Texas	79			79			
TENAVISION, INC	Fort Myer	Virgini	40 937	40 573		79			
TENCER ELECTRICAL MAINTENANC		UNITED	34 34			34 34			
TENCO SERVICES INC	Martinez	Califor	155-						155-
TENCO SERVICES INC	Ozol	Califor	602						602
TENCO SERVICES INC	Casa Bianco	Florida	163-						163-
TENCO SERVICES INC	Port Sutton	Florida	724						724
TENCO SERVICES INC	Searsport	Maine	585						585
TENCO SERVICES INC	Verona	New Yor	576						576
TENCO SERVICES INC	Ambler	Penn	778						778
TENCO SERVICES INC	Melville	Rhode I	2,514						2,514
TENCO SERVICES INC	Mukilteo	Washing	49 5,510			49			49 5,510
TENCOR INSTRUMENTS	Mountain View	Califor	43						43
TENCOR INSTRUMENTS	Mount View	Califor	45 88			45 88			45 88
TENDER TRAP THE	Buffalo	New Yor	31 31			31 31			
TENECH ENGINEERING INC	Fort Knox	Kentuck	129 129	129 129					
TENEI KENSETSU		JAPAN	363 363						363 363

DOD PRIME CONTRACT AWARDS OVER \$25,000 BY CONTRACTOR, STATE AND CITY FY 1988 (OCT - SEP)

(DOLLARS IN THOUSANDS)

CONTRACTOR	CITY	STATE/ COUNTRY	DOD TOTAL	ARMY	NAVY	AIR FORCE	DLA	OCE	ODA
TENICON INC	Camp Pendleton	Califor	1,084		1,084				
TENICON INC	San Diego	Califor	12		12				
			1,096		1,096				
TENNANT COMPANY	Minneapolis	Minneso	948		468	122	358		
			948		468	122	358		
TENNANTS INDUSTRIALS DREDGIN	Little Lake	Michiga	89					89	
			89					89	
TENNECO INC	Schofield	Wiscons	109	109					
			109	109					
TENNELEC GMBH		GERMANY	42	42					
			42	42					
TENNESSEE APPAREL CORP	Tullahoma	Tenness	25,379	25			25,354		
			25,379	25			25,354		
TENNESSEE MAT CO INC	Nashville	Tenness	97	97					
			97	97					
TENNESSEE STATE OF	Cookeville	Tenness	63					63	
TENNESSEE STATE OF	Memphis	Tenness	9,223		9,223				
			9,223		9,223				
TENNESSEE TRUCK PTS CHAT	Columbus AFB	Miss	217			217			
TENNESSEE TRUCK PTS CHAT	Chattanooga	Tenness	98					98	
			315					98	
TENNESSEE VALLEY AUTHORITY	Florence	Alabama	835					835	
TENNESSEE VALLEY AUTHORITY	Guntersville	Alabama	400					400	
TENNESSEE VALLEY AUTHORITY	Muscle Shoals	Alabama	97-						
TENNESSEE VALLEY AUTHORITY	Redstone Arsenal	Alabama	12,324	97-					
TENNESSEE VALLEY AUTHORITY	Rogersville	Alabama	40-	12,324					40-
TENNESSEE VALLEY AUTHORITY	Benton	Alabama	6,421	6,421					
TENNESSEE VALLEY AUTHORITY	Fort Campbell	Kentuck	866	866					
TENNESSEE VALLEY AUTHORITY	Columbus AFB	Kentuck	2,897			2,897			
TENNESSEE VALLEY AUTHORITY	Arnold AFS	Miss	23,991			23,991			
TENNESSEE VALLEY AUTHORITY	Chattanooga	Tenness	200					200	
TENNESSEE VALLEY AUTHORITY	Nashville	Tenness	120					120	
TENNESSEE VALLEY AUTHORITY	Pickwick Dam	Tenness	100					100	
			48,017	19,514		26,888		1,615	
TENNESSEE VALLEY SERVICE CO	Redstone Arsenal	Alabama	181	181					
			181	181					
TENNESSEE RESTORATION INC	Indianapolis	Indiana	86-	86-					
			86-	86-					
TENNEY ENGINEERING INC	Union	New Jer	27						27

(DOLLARS IN THOUSANDS)

CONTRACTOR	CITY	STATE/ COUNTRY	DOD TOTAL	ARMY	NAVY	AIR FORCE	DLA	OCE	ODA
TENNEY ENGINEERING INC	Union	New Jer	387 414		387 414				
TENNIER INDUSTRIES INC	Huntsville	Tenness	11,236				11,236		
TENNIER INDUSTRIES INC	Huntsville	Tenness	2,940				2,940		
			14,176				14,176		
TENMARK TELECOMMUNICATIONS	Fort McClellan	Alabama	200	200					
			200	200					
TENNSCO CORP	Dickson	Tenness	47			47			
			47			47			
TENNSHIRE SHIRTS	New York	New Yor	171				171		
			171				171		
TENNYS FENCE & PATIO CO	Pomeroy	Washing	41						
			41						
TENS MACHINE CO INC	Holbrook	New Yor	41				41		
			41				41		
TENSAR STRUCTURES INC	Akron	New Yor	418			96			
			418			96			
TENSION MEMBER TECHNOLOGY	Huntington Beach	Califor	699						
TENSION MEMBER TECHNOLOGY	Port Hueneme	Califor	123						
			822						
TENSION TECHNOLOGY INTERNATI	Port Hueneme	Califor	73						
			73						
TENT & TARP SHOP INC	Flint	Michiga	316						
			316						
TENYER COATING INC	Pearl Harbor	Hawaii	33						
			33						
TEQCOM INC		BELGIUM	67						67
			67						67
TER MARCE	Frederick	Marylan	33						
			33						
TERADATA CORPORATION	Washington	D.C.	126						
			126						
TERADYNE CONNECTION SYSTEMS	Nashua	N.H.	337						
			337						
TERADYNE INC	Arlington Heights	Illinois	47						

CONTRACTOR	CITY	STATE/ COUNTRY	DOD TOTAL	ARMY	NAVY	AIR FORCE	DLA	OCE	ODA	
										(DOLLARS IN THOUSANDS)
TERADYNE INC	Boston	Mass	636		636					
TERADYNE INC	Hill Air Force Bas	Utah	33			33				
			716		683	33				
TERADYNE INCORPORATED	Waltham	Mass	90	90						
			90	90						
TERATRON INC	Westlake Village	Califor	133			133				
			133			133				
TEREX CORPORATION	Hudson	Ohio	88				88			
			88				88			
TERMA ELEKTRONICS, INC		DENMARK	87	87						
			87	87						
TERMINAL DATA CORP	Lombard	Illinois	150	150						
			150	150						
TERMINAL DATA CORPORATION	Eglin Air Force Ba	Florida	30			30				
TERMINAL DATA CORPORATION	Indianapolis	Indiana	61	61						
TERMINAL DATA CORPORATION	Wright Patterson A	Ohio	31	61		31				
			122	61		61				
TERMINAL NETWORKS INC	Sunnyvale	Califor	43							43
TERMINAL NETWORKS INC	Wheeling	Illinois	76	76						
TERMINAL NETWORKS INC	Chesapeake	Virginia	27	76						43
			146	76						43
TERMINAL SERVICE CORP	Fort Riley	Kansas	71	71						
			71	71						
TERMCIDRICA DI PANCIER & GEN		ITALY	100	100						
			100	100						
TERMOMECCANICA ITALIANA SPA		ITALY	227	227						
			227	227						
TERN CORP THE	Kaneohe	Hawaii	358		358					
			358		358					
TERN'S		GERMANY	45							45
			45							45
TERO JOHN A INC	Oklahoma City	Oklahom	36							36
			36							36
TERO TEK INTERNATIONAL INC	Delano	Califor	1,353	1,353						
TERO TEK INTERNATIONAL INC	Fort Stewart	Georgia	119	119						
TERO TEK INTERNATIONAL INC	Fort Riley	Kansas	387	387						
TERO TEK INTERNATIONAL INC	Fort Sill	Oklahom	27	27						

(DOLLARS IN THOUSANDS)

CONTRACTOR	CITY	STATE/ COUNTRY	DOD TOTAL	ARMY	NAVY	AIR FORCE	DLA	OCE	ODA
TERO TEK INTERNATIONAL INC	Fort Bliss	Texas	1,124	1,124					
TERO TEK INTERNATIONAL INC	Dugway Proving Gro	Utah	236	236					
			3,246	3,246					
TEROKA CO		JAPAN	48			48			
			48			48			
TERRA CONSTRUCTION COMPANY I	Altus	Oklahom	90	90					
TERRA CONSTRUCTION COMPANY I	Oklahoma City	Oklahom	5,288	5,288					
			5,378	5,378					
TERRA CONTRACTING COMPANY IN	Camden	Arkansa	215					215	
TERRA CONTRACTING COMPANY IN	Garland	Arkansa	320					320	
TERRA CONTRACTING COMPANY IN	Ogden	Arkansa	2,581					2,581	
TERRA CONTRACTING COMPANY IN	Clewiston	Florida	1,856					1,856	
TERRA CONTRACTING COMPANY IN	Coushatta	Louisia	3,971					3,971	
TERRA CONTRACTING COMPANY IN	Shreveport	Louisia	2,489					2,489	
			11,432					11,432	
TERRA ENGINEERING & CNSTR CO	Baraboo	Wiscons	992	992					
			992	992					
TERRA FURNITURE INC	City of Industry	Califor	34			34			
			34			34			
TERRA TEK INC	Salt Lake City	Utah	1,292	426	49	99			716
			1,292	428	49	99			716
TERRA-CAL CONSTRUCTION INC	Los Angeles	Califor	70			70			
			70			70			
TERRAN-OMNI CORP	Hill Air Force Bas	Utah	219			219			
			219			219			
TERRELL COATINGS INC	England AFB	Louisia	74			74			
			74			74			
TERRITORIALKOMMANDO NORD		GERMANY	367	367					
			367	367					
TERRY & SONS INC	Sierra Vista	Arizona	591	591					
			591	591					
TERRY INC	Kensington	Marylan	283	192	35	326			56
TERRY INC	Three Rivers	Michiga	326	192	35	326			56
			609	192	35	326			56
TERRY MANUFACTURING CO	Roanoke	Alabama	7,632						7,632
			7,632						7,632
TERRY SOWELL ROOFING	Eglin Air Force Ba	Florida	315			315			

(DOLLARS IN THOUSANDS)

CONTRACTOR	CITY	STATE/ COUNTRY	DOD TOTAL	ARMY	NAVY	AIR FORCE	DLA	OCE	ODA
TERRY SOWELL ROOFING	Milton	Florida	262 577		262 262	315			
TERRY TOOL & ENGINEERING INC	Muncie	Indiana	79 79	79 79					
TERRYCO BUILDERS INC	Baton Rouge	Louisia	2,890		134			2,890	
TERRYCO BUILDERS INC	Bossier City	Louisia	134 3,024		134			2,890	
TERSTEP COMPANY INC II	Indianapolis	Indiana	761	720		41			
TERSTEP COMPANY INC II	Fort Knox	Kentuck	627 1,388	627 1,347		41			
TERWIEL GMBH		GERMANY	35 35	35 35					
TESCO INC	Mobile	Alabama	471 471		471 471				
TESCOM CORPORATION	Elk River	Minneso	195 195		195 195				
TESDATA SYSTEMS CORPORATION	Sunnyvale	Califor	64-		64-				
TESDATA SYSTEMS CORPORATION	Washington	D.C.	26 38-		26 38-				
TESECO SRL		ITALY	633 633	633 633					
TESECO SRL		UNITED	99 99	99 99					
TESORO ALASKA PETROLEUM CO	Anchorage	Alaska	436				436		
TESORO ALASKA PETROLEUM CO	Kenai	Alaska	6,039 6,475				6,039 6,475		
TESSCO ELCTRNIC SYSTEMS SPPO	Georgetown	Texas	74- 74-			74- 74-			
TESSIERS INC	Rapid City	S Dakot	37 37			37 37			
TEST DEVICES INC	Hudson	Mass	26		26				
TEST DEVICES INC	Stow	Mass	135 161		135 161				
TEST EQUIPMENT DISTRIBUTORS	Troy	Michiga	243 243				243 243		
TESTEK INC	Livonia	Michiga	3,914 3,914		50 50	3,864 3,864			



(DOLLARS IN THOUSANDS)

CONTRACTOR	CITY	STATE/ COUNTRY	DOD TOTAL	ARMY	NAVY	AIR FORCE	DLA	OCE	ODA
TEXACO CARIBBEAN INC		BAHAMAS	227				227		
TEXACO CARIBBEAN INC		HONDURA	4,827				4,827		
			5,054				5,054		
TEXACO INC	Delaware City	Delaware	109,294		270		109,294		
TEXACO INC	Beaumont	Texas	1,705		1,705				
TEXACO INC	Corpus Christi	Texas	147		147				
TEXACO INC	Galveston	Texas	913		913				
TEXACO INC	Houston	Texas	516		516				
TEXACO INC		SENEGAL	266		266				
TEXACO INC		VENEZUE	113,111		3,817		109,294		
TEXACO LTD		UNITED	685				685		
			685				685		
TEXACO PANAMA INC		VIRGIN	303		303				
			303		303				
TEXACO REFINING MARKETING IN Port Arthur		Texas	12,087		12,087				
			12,087		12,087				
TEXAS A & M UNIV SYS THE	Aquilla	Texas	55					55	900
TEXAS A & M UNIV SYS THE	Arlington	Texas	900						120
TEXAS A & M UNIV SYS THE	College Station	Texas	5,852	624	2,670	2,099	264		
TEXAS A & M UNIV SYS THE	Fort Hood	Texas	50	50					
TEXAS A & M UNIV SYS THE	Kingsville Naval A	Texas	41		41				
TEXAS A & M UNIV SYS THE	Orange Grove	Texas	33		33				
TEXAS A & M UNIV SYS THE	San Antonio	Texas	125			125			
			7,056	674	2,744	2,224	264	130	1,020
TEXAS AERO INC	Waco	Texas	168				168		
			168				168		
TEXAS AEROSPACE SERVICES INC	Abilene	Texas	1,433	1,090		343			
			1,433	1,090		343			
TEXAS AIR CENTER INC	Lubbock	Texas	58				58		
			58				58		
TEXAS CHRISTIAN UNIVERSITY	Fort Worth	Texas	334	209	100	25			
			334	209	100	25			
TEXAS COMMUNICATIONS OF ABILE	Abilene	Texas	134			134			
			134			134			
TEXAS COLD STORAGE	Fort Worth	Texas	740				740		
			740				740		
TEXAS CROWN CHEMICAL INC	Longview	Texas	136	136					
			136	136					

CONTRACTOR	CITY	STATE/ COUNTRY	DOD TOTAL	ARMY	NAVY	AIR FORCE	DLA	OCE	ODA
TEXAS ELECTRIC CO	Fort Worth	Texas	3,191			3,191			
TEXAS ELECTRIC CO	Wichita Falls	Texas	1,693			1,693			
			4,884			4,884			
TEXAS ELECTRIC SERVICE CO	Wichita Falls	Texas	1,974			1,974			
			1,974			1,974			
TEXAS ELEVATOR COMPANY INC	New York	New Yor	337	337					
			337	337					
TEXAS FABRICATION AND MFG	Arlington	Texas	232-	232-					
			232-	232-					
TEXAS FIRE & SAFETY INC	San Antonio	Texas	39						39
			39						39
TEXAS INSTRUMENTS ASIA LIMIT	Dallas	Texas	100		100				
			100		100				
TEXAS INSTRUMENTS INCORPORAT	Ridgecrest	Califor	147		147				
TEXAS INSTRUMENTS INCORPORAT	Colorado Springs	Colorad	29,717		11,718	17,999			
TEXAS INSTRUMENTS INCORPORAT	Warner Robins	Georgia	491-			491-			
TEXAS INSTRUMENTS INCORPORAT	Attleboro	Mass	1,324	74	583	120	547		
TEXAS INSTRUMENTS INCORPORAT	Cyril	Oklahom	321	321					
TEXAS INSTRUMENTS INCORPORAT	Allenfarm	Texas	360		360				
TEXAS INSTRUMENTS INCORPORAT	Austin	Texas	422		190	144			
TEXAS INSTRUMENTS INCORPORAT	Dallas	Texas	576,352	99,658	166,677	306,712	376		88
TEXAS INSTRUMENTS INCORPORAT	Dallas-Fort Worth	Texas	665		665				2,929
TEXAS INSTRUMENTS INCORPORAT	Lewisville	Texas	563,429	2,790	560,033	606			
TEXAS INSTRUMENTS INCORPORAT	McKinney	Texas	54,186			54,186			
TEXAS INSTRUMENTS INCORPORAT	Midland	Texas	419				419		
TEXAS INSTRUMENTS INCORPORAT	Plano	Texas	2,778			2,778			
TEXAS INSTRUMENTS INCORPORAT	Richardson	Texas	86				86		
TEXAS INSTRUMENTS INCORPORAT	Sherman	Texas	1,200			1,200			
TEXAS INSTRUMENTS INCORPORAT	Abilene	Texas	456		456				
TEXAS INSTRUMENTS INCORPORAT	Fairfax	Texas	139		139				
TEXAS INSTRUMENTS INCORPORAT	Hampton	Virgini	145-			145-			
TEXAS INSTRUMENTS INCORPORAT	Locatio	Domesti	127	127					
TEXAS INSTRUMENTS INCORPORAT	Classified	GERMANY	668	435		233			
TEXAS INSTRUMENTS INCORPORAT	UNITED	UNITED	162			162			
			1,232,322	103,405	740,968	383,504	1,428		3,017
TEXAS JET INC	Fort Worth	Texas	88						88
			88						88
TEXAS MEDICAL INSTRUMENTS IN	Schertz	Texas	1,103	1,103					
			1,103	1,103					
TEXAS MIL-TRONICS INC	San Antonio	Texas	2,178-	1,404-	774-				
			2,178-	1,404-	774-				

		(DOLLARS IN THOUSANDS)							
CONTRACTOR	CITY	STATE/ COUNTRY	DOD TOTAL	ARMY	NAVY	AIR FORCE	DLA	OCE	ODA
TEXAS MTLs HDLG OF SAN ANTON	Bergstrom AFB	Texas	454			454			
TEXAS MTLs HDLG OF SAN ANTON	Corpus Christi	Texas	201				201		
TEXAS MTLs HDLG OF SAN ANTON	San Antonio	Texas	2,198			2,198			
			2,853			2,652	201		
TEXAS PAINTING & DCTG CO	San Antonio	Texas	620			620			
			620						
TEXAS POWER & LIGHT COMPANY	Fort Hood	Texas	14,217	14,217					
			14,217	14,217					
TEXAS PRECISION CO	Brownsville	Texas	78			78			
			78			78			
TEXAS RESEARCH INSTITUTE INC	Austin	Texas	2,894	50	2,844				
			2,894	50	2,844				
TEXAS STATE DEPT	Wichita Falls	Texas	38					38	
			38					38	
TEXAS TECH UNIVERSITY	Lubbock	Texas	1,495		100				1,395
			1,495		100				1,395
TEXAS TOOLMAKERS INC	San Antonio	Texas	604			604			
			604			604			
TEXAS TRUNK COMPANY INC	San Antonio	Texas	1,988				1,988		
			1,988				1,988		
TEXAS TURBO JET INC		MEXICO	147			147			
			147			147			
TEXAS UTILITIES ELC COMPANY	Cooper	Texas	85						85
			85						85
TEXAS WESLEYAN COLLEGE	Fort Worth	Texas	112	112					
			112	112					
TEXAS, STATE OF	Fort Hood	Texas	37	37					
			37	37					
TEXAS-CAPITAL CONTRACTORS IN	Scott Air Force Ba	Illinois	27						27
TEXAS-CAPITAL CONTRACTORS IN	Fort George G. Mea	Marylan	598	598					
TEXAS-CAPITAL CONTRACTORS IN	Fort Devens	Mass	32	32					
TEXAS-CAPITAL CONTRACTORS IN	Dugway Proving Gro	Utah	3,910	3,910					
			4,567	4,540					
TEXBERRY CONTAINER CORPORATI	Houston	Texas	120						120
			120						120
TEXCEL INTERNATIONAL INC	Fort Lewis	Washing	4,529	4,529					
			4,529	4,529					

CONTRACTOR	CITY	STATE/ COUNTRY	DOD TOTAL	ARMY	NAVY	AIR FORCE	DLA	OCE	ODA
TEXCOM INC	Washington	D.C.	44		44				
TEXCOM INC	Rantoul	Illinois	376			376			
TEXCOM INC	Camp Springs	Marylan	100	100					
TEXCOM INC	Landover	Marylan	1,301	1,301					
TEXCOM INC	Lanham	Marylan	5,309	5,309					
TEXCOM INC	Tinton Falls	New Jer	300						
TEXCOM INC	Chesapeake	Virgini	2,271		2,271				209
TEXCOM INC	Falls Church	Virgini	209						
TEXCOM INC		UNITED	821		821				
			10,731	7,010	3,136	376			209
TEXET CORP	Arlington	Mass	99						
			99						
TEXSOUTH CORP	Robins AFB	Georgia	42						
			42						
TEXSTAR INC	Grand Prairie	Texas	7,598	197	70	7,007	324		
			7,598	197	70	7,007	324		
TEXTILE TECHNOLOGIES INC	Hatboro	Penn	66						
TEXTILE TECHNOLOGIES INC	Hatboro West	Penn	49		49				
			115		49	66			
TEXTRON INC	Belmont	Califor	3,474	3,474					
TEXTRON INC	Huntington Beach	Califor	34				34		
TEXTRON INC	Los Angeles	Califor	2,053	1,863	26		164		
TEXTRON INC	Santa Ana	Califor	999		53		810		
TEXTRON INC	Valencia	Califor	1,429		1,291	136			
TEXTRON INC	Bridgeport	Conn	2,931			138			
TEXTRON INC	New Britain	Conn	1,097			2,931			
TEXTRON INC	Newington	Conn	186						1,097
TEXTRON INC	Torrington	Conn	88						186
TEXTRON INC	Panama City	Florida	13,546		13,546				88
TEXTRON INC	Augusta	Georgia	262			166			96
TEXTRON INC	Calhoun	Georgia	100						100
TEXTRON INC	Moultrie	Georgia	289			289			
TEXTRON INC	New Orleans	Louisia	16,795	240	16,555				
TEXTRON INC	Lowell	Mass	205		205				
TEXTRON INC	Warren	Michiga	133		133				
TEXTRON INC	Zeeland	Michiga	5,150			5,150			317
TEXTRON INC	Picayune	Miss	956	639					
TEXTRON INC	Garwood	New Jer	66	66					
TEXTRON INC	Buffalo	New Yor	4,567	392	2,988	1,187			
TEXTRON INC	Wheatfield	New Yor	5,241	559-		5,800			
TEXTRON INC	Grants Pass	Oregon	27,330						
TEXTRON INC	Barnwell	S Carol	3,960	27,330					3,960
TEXTRON INC	Fort Worth	Texas	8,722		8,722				
TEXTRON INC	Sterling	Virgini	52						52
TEXTRON INC		EL SALV	43-		43-				
TEXTRON INC		SPAIN	180		180				
			99,802	33,445	43,656	15,797	6,904		

(DOLLARS IN THOUSANDS)

CONTRACTOR	CITY	STATE/ COUNTRY	DOD TOTAL	ARMY	NAVY	AIR FORCE	DLA	OCE	ODA
TEZEL & COTTER AC CORP	Laughlin AFB	Texas	64	64		42			
TEZEL & COTTER AC CORP	San Antonio	Texas	42			42			
			106	64					
TFG TRANSPORT UND FOERDER		GERMANY	116	116					
			116	116					
TG BAUER ASS	Falls Church	Virgini	7,768		7,768				
			7,768		7,768				
TGS INTERNATIONAL LTD		KUWAIT	28		28				
			28		28				
THABCO INC	Clarks Summit	Penn							
THAM ASSOCIATES, PA.	Wichita	Kansas	361	361					
			361	361					
THAMES PETROLEUM /SCOTLAND/		UNITED	471				471		
			471				471		
THAMES VALLEY EGGS LTD		UNITED	437				437		
			437				437		
THASANI INC	Blackwood	New Jer	35		35				
			35		35				
THATCHER CHEMICAL CO	Salt Lake City	Utah	187			187			
			187			187			
THATCHER JONES ASSOC INC	Princeton	New Jer	60		60				
			60		60				
THAWAD ELECTRICAL & MECHANIC		BAHRAIN	39		39				
			39		39				
THE ACCOUNT DATA GROUP	Washington	D.C.	452	129	231				92
			452	129	231				92
THE ANALYTIC INC	Elk Grove Village	Illinois	38	38					
			38	38					
THE ARES CORP	Arlington	Virgini	439	139					300
			439	139					300
THE BEANPOLE	Trail	Oregon	30					30	
			30					30	
THE BOAT HOUSE	Lebanon	Missour	57	57					
			57	57					

(DOLLARS IN THOUSANDS)

CONTRACTOR	CITY	STATE/ COUNTRY	DOD TOTAL	ARMY	NAVY	AIR FORCE	DLA	OCE	ODA
THE COLLEGE VIDEO CORPORATIO	Bethesda	Marylan	69 69		69 69				
THE DOW CHEMICAL CO	Midland	Michiga	490 490	490 490					
THE EASTERN ELECTRIC CO	Baltimore	Marylan	35 35	35 35					
THE EC CORP	Oak Ridge	Tenness							
THE ELECTRONIC GENIE INC	Somerset	New Jer	133 133		133 133				
THE EVERGREEN GROUP INC	Crane Naval Weapon	Indiana	164 164		164 164				
THE FITNESS STORE INC	Annandale	Virgini	35 35		35 35				
THE HON COMPANY	Muscatine	Iowa	28 28			28 28			
THE HUEY CO	Chicago	Illinoi	77 77						77 77
THE KNOX COMPANY	Newport Beach	Califor	28 28		28 28				
THE LEITHISER CO	York	Penn	99 99			99 99			
THE LONDON SCHOOL & ECONOMIC		UNITED	86 86			86 86			
THE MARSHALL GROUP LTD	Quantico	Virgini	51 51		51 51				
THE NIPPON TELECOMMUNICATION		JAPAN	93 93			93 93			
THE OBRIEN MACHINERY CO	Downingtown	Penn	666 666		666 666				
THE OTHER OFFICE INC	Indianapolis	Indiana	71 71		71 71				
THE PEARCE CORP	Jacksonville	Florida	74 74		74 74				

CONTRACTOR	CITY	STATE/ COUNTRY	DOD TOTAL	ARMY	NAVY	AIR FORCE	DLA	OCE	ODA	
										(DOLLARS IN THOUSANDS)
THE R C LAMB CO	Argyle	Texas	28 28			28 28				
THE STINNETT GROUP	Oakland	Califor	80 80		80 80					
THE TORRINGTON CO	Torrington	Conn	99 99	99 99						
THE UNIVERSITY OF ALABAMA	Huntsville	Alabama	395 395		395 395					
THEA KRAUSE		GERMANY	99 99	99 99						
THEARD FRANZ C MD	El Paso	Texas	97 97	97 97						
THEATER VISION INC	Los Angeles	Califor	26 26	26 26						
THEISSEN		GERMANY	1,065 1,065	1,065 1,065						
THEISSINGER & PROBST		GERMANY	498 498			498 498				
THENANARIS SHIP MANAGEMENT		GREECE	2,885		2,885					
THENANARIS SHIP MANAGEMENT		ICELAND	244		244					
THENANARIS SHIP MANAGEMENT		ITALY	231		231					
			3,360		3,360					
THEODOR ARNDT OHG		GERMANY	1,273 1,273	1,273 1,273						
THEODOR KRAEMER		GERMANY	60 60	60 60						
THEODOSIO INC	New York	New Yor	63 63			63 63				
THEORETICAL RESEARCH INST	Linden	New Jer	30 30		30 30					
THERGEN INC	Providence	Rhode I	823 823						823 823	
THERM INCORPORATED	Ithaca	New Yor	7,823 7,823		2,260 2,260	5,563 5,563				
THERMACORE INC	Lancaster	Penn	1,255 1,255	40 40	537 537	678 678				

CONTRACTOR	CITY	STATE/ COUNTRY	DOD TOTAL	ARMY	NAVY	AIR FORCE	DLA	OCE	ODA
THERMAL ELECTRONICS, INC	Lake Elsinore	Califor	322 322		121 121	201 201			
THERMAL ENGINEERING CORP	Pearl Harbor	Hawaii	59-		59-				
THERMAL ENGINEERING CORP	Pearl Harbor Naval	Hawaii	236 177		236 177				
THERMAL EQUIPMENT CORPORATIO	Torrance	Califor	1,537		1,537		951		
THERMAL EQUIPMENT CORPORATIO	San Antonio	Texas	951 2,488		951 1,537		951		
THERMAL EQUIPMENT INC	Goddard	Kansas	136 136		136 136				
THERMAL REDUCTION COMPANY	Fair Lawn	New Jer	88		88				
THERMAL REDUCTION COMPANY	Riverside	New Jer	311		311				
THERMAL REDUCTION COMPANY	Riverside	New Jer	433 832		433 832				
THERMAL REDUCTION CORP	River Edge	New Jer	87				87		
THERMAL REDUCTION CORP	Riverside	New Jer	718				718		
THERMAL REDUCTION CORP	Riverside	New Jer	1,685		521		1,164		
THERMAL REDUCTION CORP	Palmerton	Penn	70 2,560		70 521		70 2,039		
THERMAL SCIENCES INC	St. Louis	Missour	94 94						
THERMAL STRUCTURES, INC	Orange	Califor	242 242		50 50	149 149	43 43		
THERMAL TECHNOLOGY INC	Concord	N.H.	183 183		183 183				
THERMAX WIRE CORP	New York	New Yor	32 32					32 32	
THERMCRAFT INC	Winston-Salem	N Carol	34 34		34 34				
THERMEDICS INC	Woburn	Mass	1,010 1,010			1,010 1,010			
THERMEX-THERMATRON INC	Bay Shore	New Yor	48 48		48 48				
THERMIONICS NORTHWEST INC	Port Townsend	Washing	56 56		56 56				
THERMO ANALYTICAL INC	Monrovia	Califor	60 60		60 60				

(DOLLARS IN THOUSANDS)									
CONTRACTOR	CITY	STATE/ COUNTRY	DDO TOTAL	ARMY	NAVY	AIR FORCE	DLA	OCE	ODA
THERMO CONTRACTING CORP	Seymour Johnson AF	N Carol	153		311	153			
THERMO CONTRACTING CORP	Chesapeake	Virgini	311		31				
THERMO CONTRACTING CORP	Williamsburg	Virgini	481		342	481			
THERMO CONTRACTING CORP		GUAM	976			634			
THERMO ELECTRIC CO INC	Saddie Brook	New Jer	116			89	27		
			116			89	27		
THERMO ELECTRON CORPORATION	Waltham	Mass	286	46	240	75			
THERMO ELECTRON CORPORATION	Woburn	Mass	75						
			361	46	240	75			
THERMO ELECTRON TECH CORP	San Diego	Califor	394		394				
			394		394				
THERMO HEATING INC	Point Mugu Naval A	Califor	232		232				
			232		232				
THERMO JARRELL ASH CORPORATI	Franklin	Maine	176		176				
THERMO JARRELL ASH CORPORATI	Indian Head Naval	Marylan	53		53				
THERMO JARRELL ASH CORPORATI	Franklin	Mass	231	109	122				
			460	109	351				
THERMO KING COLUMBIA INC	Columbia	S Carol	27		27				
			27		27				
THERMO KING OF WILSON INC	Fort Bragg	N Carol	27	27					
			27	27					
THERMO PAC INC	Atlanta	Georgia	3,199						3,199
			3,199						3,199
THERMO-SCAN ENERGY MANAGEMEN	West Point Mil Res	New Yor	35	35					
			35	35					
THERMOCONTROL INC	City of Commerce	Califor	1,209	241		968			
			1,209	241		968			
THERMODYN MECH-NICAL CONTRS	White Sands Ms1 Rg	New Mex	303	303					
THERMODYN MECHANICAL CONTRS	Fort Bliss	Texas	601	601					
			904	904					
THERMOODYNAMIC ENGINEERING IN	Camarillo	Califor	97		97				
			97		97				
THERMODYNAMICS CO	Broken Arrow	Oklahom	81			81			
			81			81			
THERMODYNE INTERNATIONAL LTD	Long Beach	Califor	242	28	146	34			34
			242	28	146	34			34

CONTRACTOR	CITY	STATE/ COUNTRY	DOD TOTAL	ARMY	NAVY	AIR FORCE	DLA	OCE	ODA
THERMOLYNE CORPORATION	Dubuque	Iowa	30 30	30 30					
THERMOPATCH CORPORATION	Syracuse	New Yor	35 35		35 35				
THERMOTRON INDUSTRIES, INC	Holland	Michigan	294 294		225 225	69 69			
THICKSTUN BROTHERS EQP CO	Columbus	Ohio	29-			59-	30		
THICKSTUN BROTHERS EQP CO	Tobyhanna	Penn	147 118	147 147					
THIEDE CONSTRUCTION CO	Dugway Proving Gro	Utah	77	77					
THIEDE CONSTRUCTION CO	Ogden	Utah	232 309	77			232 232		
THIEM INDUSTRIES INC	Santa Fe Springs	Califor	96	61			35		
THIEM INDUSTRIES INC	Torrance	Califor	111 207	61	55 55		56 91		
THIERICA INC	Grand Rapids	Michigan	40 40					40 40	
THIES & KOCH		GERMANY	27 27	27 27					
THINKING MACHINES CORPORATIO	Cambridge	Mass	12,438 12,438	2,197 2,197	10,241 10,241				
THIOU CONTRACTING CORP	Schofield Barracks	Hawaii	718	718					
THIOU CONTRACTING CORP		BERMUDA	176		176				
THIOU CONTRACTING CORP		BURMA	535		535				
			1,429	718	711				
THIRD ATTRANSCO TANKER CORP		MEXICO	695 695		695 695				
THIRD PARTY C/MPUTER SERVICE	Anaheim	Califor	51 51		51 51				
THIRD PARTY MAINTENANCE	McClellan AFB	Califor	26 26					26 26	
THOENES PAUL		GERMANY	109 109					109 109	
THOMAS EDGAR CORP	Cassia Station	Florida	36		36				
THOMAS EDGAR CORP	Jacksonville	Florida	109 145		109 145				

CONTRACTOR	CITY	STATE/ COUNTRY	DOD TOTAL	ARMY	NAVY	AIR FORCE	DLA	OCE	ODA
THOMAS & BETTS CORPORATION	Los Angeles	Califor	591 591		547 547	44 44			
THOMAS & DENZINGER ARCHITECT	Parris Island	MCRD S Carol	91 91		91 91				
THOMAS & MARKER CNSTR CO	Wright Patterson	A Ohio	335 335	335 335					
THOMAS & SON BLDERS & CONTRS	Bayonne	New Jer	230	230	80				
THOMAS & SON BLDERS & CONTRS	Lakehurst	New Jer	80		75				
THOMAS & SON BLDERS & CONTRS	Lakehurst	Air Engi New Jer	75 385	230	155				
THOMAS & THOMAS	Fort Bliss	Texas	41 41	41 41					
THOMAS B J INC	Bristol	Penn	326 326				326 326		
THOMAS CRAVEN FILM CORP	New York	New Yor	320 320		320 320				
THOMAS DEAN & HOSKINS INC	Malmstrom AFB	Montana	49	49					
THOMAS DEAN & HOSKINS INC	Fairchild AFB	Washing	45 94	45 94					
THOMAS DEAN PLUMBING & SUPPL	Fort Knox	Kentuck	636 636	636 636					
THOMAS ELECTRONICS INC	Passaic	New Jer	46		46				
THOMAS ELECTRONICS INC	Wayne	New Jer	1,996	33	628	537	798		
THOMAS ELECTRONICS INC	Clyde	New Yor	55 2,097	55 88	628	583	798		
THOMAS FROZEN FOODS INC	Totowa	New Jer	152 152				152 152		
THOMAS GMBH		GERMANY	1,736 1,736			1,736 1,736			
THOMAS INSTRUMENT & MACHINE	Houston	Texas	1,121 1,121	568 568		553 553			
THOMAS L & M CONCRETE CO	Chillicothe	Ohio	324		324				404
THOMAS L & M CONCRETE CO	Columbus	Ohio	404						404
THOMAS L & M CONCRETE CO	Wright Patterson	A Ohio	218 946			218 542			
THOMAS LLOYD COMPANY INC	Oklahoma City	Oklahom	232		232				
THOMAS LLOYD COMPANY INC	Fort Worth	Texas	127 359		127 359				



CONTRACTOR	CITY	STATE/ COUNTRY	DOD TOTAL	ARMY	NAVY	AIR FORCE	DLA	OCE	ODA	
										(DOLLARS IN THOUSANDS)
THOMASVILLE FURNITURE INDS	Winston	N Carol	32		32					
THOMASVILLE FURNITURE INDS		TURKEY	591			591				
			11,631	705	6,641	4,285				
THOMPSON & SHARP	Las Cruces	New Mex	40				40			
			40				40			
THOMPSON & WRIGHT ARCHITECTS		BERMUDA	59		59					
THOMPSON & WRIGHT ARCHITECTS		ICELAND	39		39					
THOMPSON & WRIGHT ARCHITECTS		ISRAEL	87		87					
			185		185					
THOMPSON AIRCRAFT TIRE CORP	Miami	Florida	1,372		188	1,184				
			1,372		188	1,184				
THOMPSON BUILDING CO	Fort McClellan	Alabama	40	40						
			40	40						
THOMPSON C B CONSTRUCTION CO	Reese Air Force Ba	Texas	27	27						
			27	27						
THOMPSON C O PETROLEUM CO	IN Orange	Califor	253				253			
			253				253			
THOMPSON E B CORP	New York	New Yor	44					44		
			44					44		
THOMPSON ENGINEERING CO.	Lexington-Blue Gra	Kentuck	31	31						
			31	31						
THOMPSON ENGINEERING TESTING	Mobile	Alabama	403		403					
THOMPSON ENGINEERING TESTING	Orlando	Florida	130						130	
THOMPSON ENGINEERING TESTING	North Charleston	S Carol	36		36					
			569		439					130
THOMPSON HARDWARE INC	Fort Stewart	Georgia	138	138						
			138	138						
THOMPSON INDUSTRIAL SERVICE	Pensacola	Florida	47		47					
THOMPSON INDUSTRIAL SERVICE	Charleston	S Carol	140		140					
			187		187					
THOMPSON INDUSTRIES LTD INC	Hawthorne	Califor	267		25				242	
			267		25				242	
THOMPSON J WALTER COMPANY	Washington	D.C.	13,997		13,997					
			13,997		13,997					
THOMPSON LIGHTNING PROTECTIO	Bethesda	Marylan	139		139					
			139		139					

(DOLLARS IN THOUSANDS)

CONTRACTOR	CITY	STATE/ COUNTRY	DOD TOTAL	ARMY	NAVY	AIR FORCE	DLA	OCE	ODA
THOMPSON MTHW J CNSLNG ENGR	Hampton	Virgini	62	62					
THOMPSON MTHW J CNSLNG ENGR	Newport News	Virgini	29	29					
			91	91					
THOMPSON NUMERICAL INC	Clearwater	Florida	2,176	1,515		661			
			2,176	1,515		661			
THOMPSON RECRUITMENT ADVG	Phoenix	Arizona	89	89					
			89	89					
THOMPSON TOOL AND ENGINEERIN	Atlanta	Georgia	291-		291-				
			291-		291-				
THOMPSON TRACTOR CO INC	Fort McClellan	Alabama	123	123					
THOMPSON TRACTOR CO INC	Mobile	Alabama	29		29				
THOMPSON TRACTOR CO INC	Redstone Arsenal	Alabama	34	34					
THOMPSON TRACTOR CO INC	Marianna	Florida	40		29	40			
			226	157	29	40			
THOMPSON W L CNSLTING ENGINEE	North Charleston	S Carol	38		38				
			38		38				
THOMPSON W R REX	Fort Lewis	Washing	108	108					
			108	108					
THOMPSON-KISSELL CO.	Indianapolis	Indiana	80	80					
			80	80					
THOMPSONS INC/DANVILLE	John H. Kerr Dam	Virgini	159					159	
			159					159	
THOMPSONS TREE & SPRAYING SV	Columbus AFB	Miss	30			30			
			30			30			
THOMSON ELCTRON TBES DVCS CO	Dover	New Jer	516		516				
			516		516				
THOMSON SAGINAW BALL SCREW C	Saginaw	Michiga	917			873	44		
			917			873	44		
THOMSON-C S F COMPONENTS COR	Dover	New Jer	1,391	328	199	472	392		
			1,391	328	199	472	392		
THOMSON-CGR MEDICAL CORP	Columbia	Marylan	574				574		
			574				574		
THOMSON-CSF	FRANCE	FRANCE	162	162					
			162	162					
THONET INDUSTRIES INC	St. Anthony	Indiana	29			29			
			29			29			

(DOLLARS IN THOUSANDS)

CONTRACTOR	CITY	STATE/ COUNTRY	DOD TOTAL	ARMY	NAVY	AIR FORCE	DLA	OCE	ODA
THORN CAGING SYSTEMS INC	Hazleton	Penn	160 160		160 160				
THORN EMI TECHNOLOGY INC	Atlanta	Georgia UNITED	976 301 1,277		976 301 1,277				
THORN ENI ELECTRONICS LTD		UNITED	2,244 2,244	754 754	356 356	1,134 1,134			
THORN HOWE STRTN & STRNG INC	Memphis	Tenness	77 77	77 77					
THORN SECURITY LTD		UNITED	122 122		122 122				
THORNGATE UNIFORMS INC	Norristown	Penn	1,411 1,411				1,411 1,411		
THORNTON BOB CONSTRUCTION	Fort Leonard Wood	Missour	104 104	104 104					
THORNTON BRUCE AIR COND	Reese Air Force Ba	Texas	67 67			67 67			
THORNTON LABS INC	Tampa	Florida	28 28			28 28			
THORNTON, R. M. INC	Washington	D.C.	1,541 1,647 3,188		1,541 1,647 1,541				
THORNTON, R. M. INC	Fort Belvoir	Virgini		1,647 1,647					
THORPE B W MECHANICAL CONTR	Hill Air Force Bas	Utah	161 161			161 161			
THORPE ELECTRIC SUPPLY INC	Bath	New Yor	187 187	187 187					
THORSON ELECTRIC INC	March Air Force Ba	Califor	91 91			91 91			
THOSANI INC	Blackwood	New Jer	290 290	33 33	185 185		72 72		
THOSE FLYING MACHINES INC	Compton	Califor	30 79 109		30				
THOSE FLYING MACHINES INC	Gardena	Califor		79 79					
THOSTI BAU AG		GERMANY	4,084 4,084	4,084 4,084					

(DOLLARS IN THOUSANDS)									
CONTRACTOR	CITY	STATE/ COUNTRY	DOD TOTAL	ARMY	NAVY	AIR FORCE	DLA	OCE	ODA
THOUSAND SPRINGS TROUT FARMS Buhl		Idaho	95 95				95 95		
THRACE INC	Bethesda	Marylan	36 36		36 36				
THREE D CADWARE	Escondido	Califor	35 35		35 35				
THREE I ENGINEERING INC	Crane	Indiana	139		139				
THREE I ENGINEERING INC	Crane Naval Weapon	Indiana	84 223		84 223				
THREE WAY COMFORT CO	Naval Hospital	Penn	418		418				
THREE WAY COMFORT CO	Philadelphia	Penn	322		322				
THREE WAY COMFORT CO	Warminster	Penn	171 911		171 911				
THREE-C ELECTRICAL CO INC	Watertown	Mass	25 25	25 25					
THRESHOLD DESIGN INC	Beloit	Wiscons	39 39	39 39					
THRIFTY BUILDERS & CNSTR CO	Kaneohe	Hawaii	469		469				
THRIFTY BUILDERS & CNSTR CO	Schofield Barracks	Hawaii	55 524	55 55	469 469				
THRU-PUT SYSTEMS INC	Honolulu	Hawaii	26 26	26 26					
THRUSTAIR INC	Los Angeles	Califor	29 29			29 29			
THUERINGER HOF		GERMANY	62 62	62 62					
THUNDERBIRD PAINTING	Grand Forks AFB	N Dakot	96			96			
THUNDERBIRD PAINTING	Fort Pickett	Virgini	84 180	84 84		96 96			
THURL S. HARBEN CO	Fort Leonard Wood	Missour	52 52	52 52					
THURMAN MANUFACTURING COMPAN	Columbus	Ohio	223 223			223 223			
THURO METAL PRODUCTS INC	Brentwood	New Yor	85 85	85 85					
THURSTON AVIATION INC	Charlotte	N Carol	94 94					94 94	

(DOLLARS IN THOUSANDS)

CONTRACTOR	CITY	STATE/ COUNTRY	DOD TOTAL	ARMY	NAVY	AIR FORCE	DLA	OCE	ODA
THURSTON C E AND SONS INC	Norfolk	Virgini	153 153		85 85		68 68		
THWING-ALBERT INSTRUMENT CO	Philadelphia	Penn	56 56	56 56					
THYSSEN METAL SERVICE	Long Beach	Califor	43 43		43 43				
TIBBET INCORPORATED	Toledo	Ohio	35 35		35 35				
TIBERTI COMPANY THE	Nellis AFB	Nevada	133 133			133 133			
TIBURON SYSTEMS INC	San Diego	Califor	1,234		1,234				
TIBURON SYSTEMS INC	San Jose	Califor	1,979		1,979				
TIBURON SYSTEMS INC	St. Louis	Missour	110		110				
			3,323		3,323				
TICHON SEAFOOD CORP	New Bedford	Mass	1,938 1,938				1,938 1,938		
TICNO JARDIN SA		PANAMA	59 59					59 59	
TICO CONSTRUCTION	Seaside	Califor	192 192						
TICONDEROGA MACH WELNG CORP	Ticonderoga	New Yor	29 29	29 29					
TICOR CONSTRUCTION CO INC	Savannah	Georgia	58 58	58 58					
TIDEWATER BARGE LINES	Vancouver	Washing	47 47		47 47				
TIDEWATER COMMUNITY COLLEGE	Norfolk	Virgini	82		82				
TIDEWATER COMMUNITY COLLEGE	Norfolk Naval Ship	Virgini	277 359		277 359				
TIDEWATER CONSULTANTS INC	Washington	D. C.	1,338		1,338				
TIDEWATER CONSULTANTS INC	Norfolk	Virgini	131		131				
TIDEWATER CONSULTANTS INC	Virginia Beach	Virgini	4,722 6,191		4,722 6,191				
TIDEWATER DOCK & STRUCTURES	Hampton	Virgini	207	207					
TIDEWATER DOCK & STRUCTURES	Norfolk	Virgini	237		237				
TIDEWATER DOCK & STRUCTURES	Williamsburg	Virgini	168 612		168 405				

(DOLLARS IN THOUSANDS)									
CONTRACTOR	CITY	STATE/ COUNTRY	DOD TOTAL	ARMY	NAVY	AIR FORCE	DLA	OCE	ODA
TIDEWATER ELECTROMAGNETICS	Virginia Beach	Virginia	256 256	47 47	35 35	174 174			
TIDEWATER FIBRE CORP	Norfolk	Virginia	34- 34-		34- 34-				
TIDEWATER STEEL COMPANY INC	Chesapeake	Virginia	81 81		81 81				
TIDWELL & ASSOCIATES CNSTR C	Columbus	Miss	1,087					1,087	
TIDWELL & ASSOCIATES CNSTR C	Paden	Miss	139					139	
			1,226					1,226	
TIDY ENTERPRISES INC	Dallas	Texas	96 96		96 96				
TIECO INC	Montgomery	Alabama	81		81				
TIECO INC	Pensacola	Florida	60 141		81 81	60 60			
TIECO*	Nashville	Tenness	35 35	35 35					
TIEFBAU GMBH		GERMANY	25 25	25 25					
TIEFBAU MEIER		GERMANY	380 380	380 380					
TIERNAY TURBINES INC	Phoenix	Arizona	3,601 3,601	1,598 1,598		1,863 1,863	140 140		
TIERRA ENGINEERING CONSULTAN	Abiquiu	New Mex	42					42	
TIERRA ENGINEERING CONSULTAN	Belen	New Mex	37					37	
TIERRA ENGINEERING CONSULTAN	Holloman AFB	New Mex	26 105	26 26				79	
TIFCO SPLINE INC	Wixom	Michiga	65 65		65 65				
TIFFIN METAL PRODUCTS CO	Tiffin	Ohio	1,016 1,016					1,016 1,016	
TIGER CORP	Fort Carson	Colorad	257 257	257 257					
TIGER DRILLING CO	Culver City	Califor	53					53	
TIGER DRILLING CO	Redondo Beach	Califor	29 82					29 82	
TIKA ENERGY	Hill Air Force Bas	Utah	41 41					41 41	

(DOLLARS IN THOUSANDS)									
CONTRACTOR	CITY	STATE/ COUNTRY	DOD TOTAL	ARMY	NAVY	AIR FORCE	DLA	OCE	ODA
TIL DEFENSE SYSTEMS		ISRAEL	244 244			244 244			
TILCON INC	Dover	Delaware	343 343			343 343			
TILLER BUTNER & ROSA	Montgomery	Alabama	62 62	62 62					
TILLEY CONSTRS & ENGINEERS	Bay St. Louis	Miss	482 482		482 482				
TILMA, GUERT L MD	Plattsburgh AFB	New Yor	146 146			146 146			
TILTON DANIEL B	Palatka	Florida	47 47				47 47		
TIM TAYLOR INC	Belleville	Illinois	57 57						57 57
TIMBER HO CABINETS	Fountain	Colorad	28 28	28 28					
TIMBERLINE II INC	Lander	Wyoming	28 28			28 28			
TIMBERLINE INDUSTRIALS INC	Fort Drum	New Yor	30 30	30 30					
TIMBES WILUND CTR ACTS	Seymour Johnson AF	N Carol	107	107		36			
TIMBES WILUND CTR ACTS	Myrtle Beach AFB	S Carol	36 143	107		36			
TIME & SPACE PROCESSING INC	Santa Clara	Califor	277	49		228			
TIME & SPACE PROCESSING INC	Cheyenne Mtn Compl	Colorad	64			64			
TIME & SPACE PROCESSING INC	Fairfax	Virgini	92 433	49		92 384			
TIME CLOCK REPAIR CO	Robins AFB	Georgia	36 36			36 36			
TIME DOMAIN SYSTEMS, INC	Huntsville	Alabama	30 30	30 30					
TIME ELECTRONICS	Atlanta	Georgia	36 36						36 36
TIME MICROWAVE	San Jose	Califor	91 91					91 91	

(DOLLARS IN THOUSANDS)

CONTRACTOR	CITY	STATE/ COUNTRY	DOD TOTAL	ARMY	NAVY	AIR FORCE	DLA	OCE	ODA
TIMELESS TOWNS OF THE AMERIC	Gettysburg	Penn	121 121						121 121
TIMEPLEX INC	Golden	Colorad	695			695			
TIMEPLEX INC	Washington	D.C.	40						40
TIMEPLEX INC	Hackensack	New Jer	52	52					
TIMEPLEX INC	Woodcliff Lake	New Jer	30		30				
TIMEPLEX INC	Fairfax	Virgini	612		85	186			341
			1,429	52	115	881			381
TIMERLAND SERVICES INC	Redstone Arsenal	Alabama	52 52	52 52					
TIMES FIBER COMMUNICATIONS	Wallingford	Conn	1,346 1,346	38 38	982 982	121 121	205 205		
TIMES JOURNAL CO INC	Wallingford	Conn	40		40				
TIMES JOURNAL CO INC	Springfield	Virgini	81		81				
TIMES JOURNAL CO INC	Springfield	Virgini	85		85				
			206		206				
TIMES MICROWAVE SYSTEMS INC	Hartford	Conn	99 99		99 99				
TIMES MICROWAVE SYSTEMS INC	Wallingford	Conn	509 509	289 289	36 36	39 39	145 145		
TIMETER INSTRUMENT CORPORATI	Lancaster	Penn	30 30				30 30		
TIMEX DEFENSE PRODUCTS INC	Waterbury	Conn	143- 143-						
TIMKEN COMPANY THE	Bucyrus	Ohio	76				76		
TIMKEN COMPANY THE	Canton	Ohio	1,267	27	573		667		
TIMKEN COMPANY THE	Gaffney	S Carol	98				98		
			1,441	27	573		841		
TIMM R E & ASSOCIATES INC	Hinsdale	Illinois	923 923	923 923					
TIMME INC	Camp Douglas	Wiscons	73	73					65
TIMME INC	La Crosse	Wiscons	65						65
			138	73					
TIMMONS & CHARLES INC	Linden	New Jer	163 163				163 163		
TIMPE INC	Key West	Florida	60		60				105
TIMPE INC	Georgetown	Texas	105 165		60				105

CONTRACTOR	CITY	STATE/ COUNTRY	DOD TOTAL	ARMY	NAVY	AIR FORCE	DLA	OCE	ODA
TINGLEY RUBBER CORPORATION	South Plainfield	New Jer	88 88				88 88		
TINIUS OLSEN TESTING MCH CO	Aberdeen Prov	Marylan	64	64					
TINIUS OLSEN TESTING MCH CO	Willow Grove	Penn	40	40					
TINIUS OLSEN TESTING MCH CO	Willow Grove	Penn	450			450			
TINIUS OLSEN TESTING MCH CO	Norfolk	Virgini	49		49				
			603	104	49	450			
TINKER MACHINING CO INC	Linthicum	Marylan	140		140				
			140		140				
TINSLEY LABORATORIES INC	Richmond	Califor	232			232			
			232			232			
TIOGA CONSTRUCTION COMPANY I	Stockbridge	New Yor	177			177			
			177			177			
TIOGA PIPE SUPPLY CO INC	Watervliet	New Yor	236				236		
TIOGA PIPE SUPPLY CO INC	Philadelphia	Penn	406		406				
TIOGA PIPE SUPPLY CO INC		SPAIN	99				99		
			741		406		335		
TIPP MACHINE & TOOL INC	Tipp City	Ohio	205		205				
			205		205				
TIPPETT & GEE INC	San Patricio	Texas	1,218		1,218				
			1,218		1,218				
TIPPETT ASSOCIATS/RCHTCTS IC	Camp Lejeune	N Carol	164		164				
			164		164				
TIPPETTS-BBITT-MC CRTHY-STRTT	Logan	New Jer	71					71	
TIPPETTS-BBITT-MC CRTHY-STRTT	New York	New Yor	30		30				71
			101		30				71
TISDALE COMPANY INC	Baytown	Texas	116		116				
			116		116				
TISOFT INC	Indianapolis	Indiana	74		74				
TISOFT INC	Fairfax	Virgini	600		600				
			674		674				
TITAN CONSOLIDATED IND INC	Houston	Texas	44		44				
			44		44				
TITAN CONSTRUCTION CO	Fort Campbell	Kentuck	53-						
TITAN CONSTRUCTION CO	Asbury Park	New Jer	50		50				
TITAN CONSTRUCTION CO	Lakehurst	New Jer	30		30				
TITAN CONSTRUCTION CO	Lakehurst Air Engi	New Jer	50		50				
			77		53-				

(DOLLARS IN THOUSANDS)

CONTRACTOR	CITY	STATE/ COUNTRY	DOD TOTAL	ARMY	NAVY	AIR FORCE	DLA	OCE	ODA
TITAN CORPORATION	Los Angeles	Califor	758	439		319			
TITAN CORPORATION	San Diego	Califor	1,501		1,168	333	571		
TITAN CORPORATION	South Gate	Califor	571						
TITAN CORPORATION	Abuquerque	New Mex	246	246		38			33
TITAN CORPORATION	San Antonio	Texas	38						
TITAN CORPORATION	Vienna	Virgini	33	747					
TITAN CORPORATION	Kent	Washing	747						588
TITAN CORPORATION		GERMANY	588						621
TITAN CORPORATION			4,482	1,432	1,168	690	571		
TITAN ROOFING INC	Watertown	Mass	311	311					
			311	311					
TITAN SEVERE ENVIRONMNT SYS	Los Angeles	Califor	303		250	53			
			303		250	53			
TITANIUM METALS CORP AMERICA	Toronto	Ohio	83				83		
			83				83		
TITIFLEX CORP	Springfield	Mass	1,535	85	565	639	246		
			1,535	85	565	639	246		
TITMUS OPTICAL INC	Petersburg	Virgini	81	81					
			81	81					
TITTLE LUTHER & LOVING	Abilene	Texas	30			30			
			30			30			
TITUS PACKAGING INC	Dayton	Ohio	146	36	82			28	
			146	36	82			28	
TILG ENGINEERING INC	Norfolk	Virgini	51		51				
			51		51				
TMAD ENGINEERS	San Diego	Califor	188		188				
			188		188				
TMI INC	McGehee	Arkansa	199					199	
			199					199	
TMI, INC	St. Louis	Missour	180	180					
			180	180					
TMS TECHNICAL MAINT & SVCS	Lakehurst Air Engi	New Jer	184		184				
			184		184				
TNUVA FOOD INDUSTRIES LTD		ISRAEL	62				62		
			62				62		
TOA HARBOR WORKS CO LTD		JAPAN	620		620				
			620		620				

		(DOLLARS IN THOUSANDS)							
CONTRACTOR	CITY	STATE/ COUNTRY	DOD TOTAL	ARMY	NAVY	AIR FORCE	DLA	OCE	ODA
TOBIN MARSHALL S	Anniston	Alabama	104	104					
			104	104					
TOBISHIMA STATIONERY CO		JAPAN	38			38			
			38			38			
TOCCO INC	Madison Heights	Michigan	42	42					
			42	42					
TODD COMBUSTION INC	Stamford	Conn	168				168		
			168				168		
TODD ELECTRIC COMPANY	Navy Yard	Virginia	284		284				
TODD ELECTRIC COMPANY	Norfolk	Virginia	1,958		1,958				
			2,242		2,242				
TODD ENTERPRISES INC	Norfolk	Virginia	27		27				
			27		27				
TODD INDUSTRIES INC	Navy Yard	Virginia	155		155				
TODD INDUSTRIES INC	Norfolk	Virginia	722		722				
			877		877				
TODD OLDHAM LANDSCAPE	Fort Myer	Virginia	235						
			235						
TODD PACIFIC SHIPYARDS CORP	Los Angeles	Califor	38,898		38,898				
TODD PACIFIC SHIPYARDS CORP	Waldorf	Califor	34		34				
TODD PACIFIC SHIPYARDS CORP	Seattle	Washing	15,750		15,750				
			54,682		54,682				
TODD SHIPYARDS CORPORATION	San Francisco	Califor	7,550-		7,550-				
TODD SHIPYARDS CORPORATION	Galveston	Texas	9,458		9,458				
TODD SHIPYARDS CORPORATION	Seattle	Washing	892		892				
			2,800		2,800				
TOG MACHINING CO INC	North Adams	Mass	27						27
			27						27
TOHO DENSETSU KOGYO CO LTD		JAPAN	291						291
			291						291
TOHO TOKO CO LTD		JAPAN	370						370
			370						370
TOHOKU DENKO CO LTD		JAPAN	75						75
			75						75
TOHOKU DENRYOKU K K		JAPAN	14,570						14,570
			14,570						14,570

		(DOLLARS IN THOUSANDS)							
CONTRACTOR	CITY	STATE/ COUNTRY	DOD TOTAL	ARMY	NAVY	AIR FORCE	DLA	OCE	ODA
TOHOKU NICHIO CO LMT		JAPAN	109			109			
		JAPAN	109			109			
TOHOKU SUIDO SETSUKI		JAPAN	356			356			
		JAPAN	356			356			
TOKAI DENKI KOJI KIKI WITCO		JAPAN	363	226		137			
		JAPAN	363	226		137			
TOKENSHA CO LTD		JAPAN	359			359			
		JAPAN	359			359			
TOKHEIM CORPORATION	Jasper	Tennessee	2,335	2,283			52		
		Tennessee	2,335	2,283			52		
TOKIMORI KENSETSU CO LTD		JAPAN	1,537		1,537				
		JAPAN	1,537		1,537				
TOKUPU CONSTRUCTION CO		JAPAN	7,976			7,976			
		JAPAN	7,976			7,976			
TOKURA KENSETSU CO		JAPAN	61			61			
		JAPAN	61			61			
TOKUYAMA ARCHITECTS AND ENGI		JAPAN	158			158			
		JAPAN	158			158			
TOKWA KENSETSU & NAGASAKI		JAPAN	693			693			
		JAPAN	693			693			
TOKYO DENRYOKU K K		JAPAN	44,018			44,018			
		JAPAN	44,018			44,018			
TOKYO ENGINEERING CO LTD		JAPAN	37			37			
		JAPAN	37			37			
TOKYO KOGYO CO LTD		JAPAN	537			537			
		JAPAN	537			537			
TOKYO KOMATSU FORKLIFT CO		JAPAN	55			55			
		JAPAN	55			55			
TOKYO METROPOLITAN GOVERNMENT		JAPAN	56			56			
		JAPAN	56			56			
TOKYO MITSUBISHI FORKLIFT SA		JAPAN	40			40			
		JAPAN	40			40			
TOKYO NICHIOU CO LTD		JAPAN	83			83			
		JAPAN	83			83			

CONTRACTOR	CITY	STATE/ COUNTRY	DOD TOTAL	ARMY	NAVY	AIR FORCE	DLA	OCE	ODA	
										(DOLLARS IN THOUSANDS)
TOKYO TOSHIBA MEDICAL SERVIC		JAPAN	150 150		150 150					
TOKYO TOYOTA FORKLIFT CO		JAPAN	62 62			62 62				
TOL-TEC CONSTRUCTION COMPANY	Richards-Gebaur AF	Missour	179 179			179 179				
TOLEDO	Atlanta	Georgia	107 107		107 107					
TOLEDO WERK GES MIT BESCHRAE		GERMANY	678 678	678 678						
TOLL CONSTRUCTION CO INC	Marlton	New Jer	70 70					70 70		
TOLLADAY ODELL FRMNG ENGINE	Castle AFB	Califor	260 260			260 260				
TOLLEFSON CONSTRUCTION	Darrington	Washing	31 31					31 31		
TOLLEY & HUNT BULLDOZING INC	Grissom AFB	Indiana	122 122			122 122				
TOLO INCORPORATED	Santa Ana	Califor	150 150		100 100	50 50				
TOLSON SIMPSON ASC	Fort Bragg	N Carol	41 41	41 41						
TOLTZ KNG DVL ANDRSN ASSC	Ft. Snelling	Mil R Minneso	73		73					
TOLTZ KNG DVL ANDRSN ASSC	Minneapolis-St. Pa	Minneso	27			27				
TOLTZ KNG DVL ANDRSN ASSC	St. Paul	Minneso	715 815		73	27			715 715	
TOM DAVIS ASSOCIATES	Hudson	New Yor	146	146						
TOM DAVIS ASSOCIATES	Atlantic Beach	N Carol	346		46	300				
TOM DAVIS ASSOCIATES	Fort Jackson	S Carol	83 575	83 229	46	300				
TOM HORNE SUPPLY COMPANY	Moultrie	Georgia	97 97		97 97					
TOM RICHARD K W INC	Hickam AFB	Hawaii	8'			81				
TOM RICHARD K W INC	Kaneohe	Hawaii	29+		294					
TOM RICHARD K W INC	Nanakuli	Hawaii	1,097		1,097					
TOM RICHARD K W INC	Schofield Barracks	Hawaii	1,031	1,031						
TOM RICHARD K W INC	Honolulu	Hawaii	203 2,706	1,031 1,031	203 1,594	81				

		(DOLLARS IN THOUSANDS)							
CONTRACTOR	CITY	STATE/ COUNTRY	DDD TOTAL	ARMY	NAVY	AIR FORCE	DLA	OCE	ODA
TOM SAWYER INC	Portsmouth	N. H.	628 628		628 628				
TOMAHAWK CONSTRUCTION COMPAN	Fort Leavenworth	Kansas	60	60					
TOMAHAWK CONSTRUCTION COMPAN	Whiteman AFB	Missour	6,132 6,192	6,132 6,192					
TOMAS BALLESTER RODRIGUEZ		SPAIN	57 57						
TOMBLESON, INC	Seaside	Califor	162 162	162 162					
TOMBS LEROY JR	Grand Forks AFB	N Dakot	177 177			177 177			
TOMEN CONSTRUCTION CO LTD		JAPAN	684 684		684 684				
TOMEN TRANSPORTGERAETE GMBH		GERMANY	44 44	44 44					
TOMICH-SHEEHAN	Sacramento	Califor	69 69	69 69					
TOMITAKA TEKOSHO CO LTD		JAPAN	58 58						
TOMIYA SHOKAR		JAPAN	112 112						
TOMOKA REFUSE INC	Palatka	Florida	33 33						33 33
TOMOZEN GUMI CONSTR CO LTD		JAPAN	552 552	552 552					
TOMPKN & ASSOCIATES	Fort Sill	Oklahom	239	239					
TOMPKN & ASSOCIATES	Oklahoma City	Oklahom	215 454	239 239		215 215			
TOMPKINS & ASSOCIATES	Jackson	Miss	28 28	28 28					
TOMS CERTIFIED WELDING & EQU	Barstow	Califor	50 50						50 50
TOMS MAINTENANCE INC	San Francisco	Califor	63 63						63 63
TOMS RIVER PLUMBING SUPPLY C	Dundalk	Marylan	142	142					

CONTRACTOR	CITY	STATE/ COUNTRY	DOD TOTAL	ARMY	NAVY	AIR FORCE	DLA	CCE	ODA
TOMS RIVER PLUMBING SUPPLY C	Toms River	New Jer	26 168	142	26 26				
TOMY CONSTRUCTION ENGRS		JAPAN	248 248			248 248			
TONE COMMANDER SYSTEMS	Redmond	Washing	909 909				909 909		
TONETTI JOSEPH & ASSOCIATES	Colts Neck	New Jer	52 52		52 52				
TONY DRILLING SUPPLIES INC	Indianapolis	Indiana	77	68			77		
TONY DRILLING SUPPLIES INC	Houston	Texas	68 145	68 68			77 77		
TONY EUGENE INC	Orland	Califor	88 88				88 88		
TONG MYUNG HEAVY IND LTD		KOREA.	28 28	28 28					
TONKIN CONSTRUCTION CO	Eureka	Califor	274 274						274 274
TONKIN/KOCH/ARCHITECTS	Whidbey Island	NAS Washing	49 49		49 49				
TONO AUTO REPAIR	Ponce	PUERTO	122 122	122 122					
TONOKAWA KENGYO CO LTD		JAPAN	28 28		28 28				
TONY'S DECORATING&PAINTG INC	Buckley ANGB	Colorad	47 47	47 47					
TONY'S DISPOSAL SERVICE INC	Abilene	Texas	233 233					233 233	
TONYA INCORPORATED	Washington	D.C.	316 316					316 316	
TONYS CEMENT WORKS INC	Offutt AFB	Nebrask	80 80	80 80					
TOOL ENGINEERING & MFG	Brigham City	Utah	29- 29-					29- 29-	
TOOL MASTERS INC	Tuscumbia	Alabama	242 242	242 242					

CONTRACTOR	CITY	STATE/ COUNTRY	DOD TOTAL	ARMY	NAVY	AIR FORCE	DLA	OCE	ODA
TOOL MATE INC	Greensboro	N Carol	120 120	120 120					
TOOL RESEARCH ENGINEERING CO	Monrovia	Califor	46 46	46 46					
TOOL SALES & SV CINCINNATI	Cincinnati	Ohio	334 334			334 334			
TOCLBOLD CORPORATION	Berea	Ohio							
TOOLMAKER, INC	Hill Air Force Bas	Utah	90 90			90 90			
TOOMAY MATHIS & ASSOCIATES	Bozeman	Montana	28 28		28 28				
TOOMBS & CO INC	Eielson AFB	Alaska	105 105	105 105					
TOOTSIE ROLL INDUSTRIES INC	Chicago	Illinois	35 35				35 35		
TOP COAT FINISHING III INC	Los Angeles	Califor	359 359				359 359		
TOP LINE SPORTS WEAR	Los Angeles	Califor	135 135			135 135			
TOP PAINTING INC	Dover	Delawar	162			162			
TOP PAINTING INC	Camp Lejeune	N Carol	238 400		238 238				
TOP SERVICE		GERMANY	69 69	69 69					
TOPAZ ARCHITECTURAL ENGRG SU	Hingham	Mass	60 60		60 60				
TOPAZ INC	San Diego	Califor	52 52		52 52				
TOPGALLANT GROUP INC	South Salem	New Yor	7,318 7,318		7,318 7,318				
TOPICAL TESTING, INC	Salt Lake City	Utah	50 50	50 50					
TOPS ROOFING INC	Wright Patterson A	Ohio	473 473			473 473			

CONTRACTOR	CITY	STATE/ COUNTRY	DOD TOTAL	ARMY	NAVY	AIR FORCE	DLA	OCE	ODA
TOPUZ YAPI ENDUSTRI LTD		TURKEY	79 79			79 79			
TORANO MARIA ELENA ASSOCIATE	Alexandria	Virgini	142 142						142 142
TORGERSON COMPANY	San Antonio	Texas	109 109			109 109			
TORO COMPANY INC	Minneapolis	Minneso	40 40	40 40					
TOROTRON CORP	Mount Vernon	New Yor	29 29	29 29					
TORRECH ENTERPRISES CORP	Norfolk	Virgini	176 176		176 176				
TORRES CAROLOS M	Canyon Lake	Texas	91 91					91 91	
TORRES INDUSTRIES INC	Benton Harbor	Michiga	30 30			30 30			
TORRES JOSEPH L	Trinidad	Colorad	77 77					77 77	
TORRES MARVEL FLORES Y ASOCI	Hato Rey	PUERTO	878		878				
TORRES MARVEL FLORES Y ASOCI	Roosevelt Roads	NS PUERTO	253 1,131		253 1,131				
TORRINGTON COMPANY THE	Geridge	Arkansa	25						25
TORRINGTON COMPANY THE	New Britain	Conn	698	517		123			58
TORRINGTON COMPANY THE	Newington	Conn	439	32	63	142			202
TORRINGTON COMPANY THE	Torrington	Conn	3,475	778	597	903			1,197
TORRINGTON COMPANY THE	Calhoun	Georgia	82						82
TORRINGTON COMPANY THE	Rutherfordton	N Carol	37						37
TORRINGTON COMPANY THE	Union	S Carol	59						
TORRINGTON COMPANY THE			4,815	1,327	719	1,168			1,601
TORTUGA SERVICES INC	Mather AFB	Califor	226			226			
TORTUGA SERVICES INC	Dover	New Jer	264	264					
TORTUGA SERVICES INC	Picatinny Arsenal	New Jer	123 613	123 387					
TORWICO ELECTRONICS INC	Lakewood	New Jer	40 40						40 40
TORY S ROOFING & WATERPROOFI	Honolulu	Hawaii	122 122		122 122				

(DOLLARS IN THOUSANDS)

CONTRACTOR	CITY	STATE/ COUNTRY	DOD TOTAL	ARMY	NAVY	AIR FORCE	DLA	OCE	ODA
TOSHIBA ELEVATOR SERVICE CO		JAPAN	67 67			67 67			
TOTAL ASSETS PROTECTION INC	Phoenix	Arizona	42	42					
TOTAL ASSETS PROTECTION INC	Arlington	Texas	140 182		140 140				
TOTAL AUDIO VISUAL SERVICES	Montgomery	Alabama	134 134			134 134			
TOTAL DESIGN LMTD		GREECE	60 60		60 60				
TOTAL DJIBOUTE SOUTH AFRICA		DJIBOUT	284 284				284 284		
TOTAL ELECTRIC SUPPLY CO	Fort Greely	Alaska	120 120	120 120					
TOTAL FIRE SYSTEMS INC	Kaneohe	Hawaii	1,003 1,003		1,003 1,003				
TOTAL INFORMATION INC	Rochester	New Yor	1,506 1,506	1,506 1,506					
TOTAL MAINTENANCE INC	Williams AFB	Arizona	45			45			
TOTAL MAINTENANCE INC	Fort Stewart	Georgia	55-	55-		57			
TOTAL MAINTENANCE INC	Laughlin AFB	Texas	57 47			102			
TOTAL PRO-TECT CO	Colorado Springs	Colorad	81 81			81 81			
TOTAL SYS CONTRACTING	Dover	Delawar	574 574						
TOTAL TERRAIN	Fort Carson	Colorad	228 228	228 228					
TOTAL WALTHER FEUERSCHUTZ		GERMANY	73 73	73 73					
TOTAL WASTE MANAGEMENT CORP	Portsmouth	N.H.	61 61						
TOTALAB, INC	Stafford	Texas	2,244 2,244	2,244 2,244					
TOTE-PAC CORP	Pueblo	Colorad	39 39						39 39

(DOLLARS IN THOUSANDS)

CONTRACTOR	CITY	STATE/ COUNTRY	DOD TOTAL	ARMY	NAVY	AIR FORCE	DLA	OCE	ODA
TOTEM CONSTRUCTION COMPANY	Luke Air Force Bas	Arizona	2,370 2,370	2,370 2,370					
TOTEM OCEAN TRAILER EXPRESS	Seattle	Washing	1,295 1,295		1,295 1,295				
TOTETSU KOGYO CO LTD		JAPAN	243 243			243 243			
TOTINOS ITALIAN KIITCHEN INC	Shelley	Idaho	1,365				1,365		
TOTINOS ITALIAN KIITCHEN INC	Minneapolis	Minneso	12,764				12,764		
TOTINOS ITALIAN KIITCHEN INC	Ogden	Utah	1,534				1,534		
			15,663				15,663		
TOUCHE ROSS & CO	Vicksburg	Miss	180- 180-					180- 180-	
TOUGHER INDUSTRIES INC	Fort Drum	New Yor	61 61	61 61					
TOUSSAINT A R & ASSS INC	Miami	Florida	136 136					136 136	
TOWA UNYU SOKO CO LTD		JAPAN	246 246		246 246				
TOWADA KANKO DENTIITSU		JAPAN	76- 76-			76- 76-			
TOWER AIR INC	New York	New Yor	3,511 3,511			3,511 3,511			
TOWER ASSOCIATES	Fort Devens	Mass	413	413					
TOWER ASSOCIATES	Winchester	Mass	1,000 1,413	413 413				1,000 1,000	
TOWER CONSTRUCTION CO INC	Honolulu	Hawaii	4,922	4,922					
TOWER CONSTRUCTION CO INC	Kaneohe	Hawaii	343		343				
TOWER CONSTRUCTION CO INC	Pearl Harbor	Hawaii	544		544				
TOWER CONSTRUCTION CO INC	Schofield Barracks	Hawaii	114 5,923	114 5,036	887				
TOWER INSPECTION INC	Pearl Harbor	Hawaii	255		255				
TOWER INSPECTION INC	Roosevelt Roads	NS PUERTO	56 311		56 311				
TOWER SERVICES CORP	Hebron	Kentuck	54 54						54 54
TOWERS PERRIN FORSTER & CROS	Philadelphia	Penn	33 33		33 33				

CONTRACTOR	CITY	STATE/ COUNTRY	DOD TOTAL	ARMY	NAVY	AIR FORCE	DLA	OCE	ODA	
										(DOLLARS IN THOUSANDS)
TOWERS REALTY INC	Maywood	Illinois	124 124		124 124					
TOWILL INC	Oakland	Califor	94	47	94					
TOWILL INC	San Francisco	Califor	141	47	94					
TOWILL, R M CORPORATION	Hickam AFB	Hawaii	129			129				
TOWILL, R M CORPORATION	Honolulu	Hawaii	295		248				47	
TOWILL, R M CORPORATION	Pohakuloa Training	Hawaii	354	354						
TOWILL, R M CORPORATION	Wheeler AFB	Hawaii	140	140						
TOWILL, R M CORPORATION	Wheeler AFB	Hawaii	918	494	248	129			47	
TOWN & COUNTRY OIL INC	Moorhead	Minneso	545 545				545 545			
TOWN OF HUACHUCA CITY	Sierra Vista	Arizona	54 54	54 54						
TOWN PUMP INC & AFFILIATES	Butte-Silver Bow	Montana	258 258				258 258			
TOWNE REALTY INC	Kaneohe	Hawaii	6- 6-		6- 6-					
TOWNSCO CONTRACTING COMPANY	Williams AFB	Arizona	27			27				
TOWNSCO CONTRACTING COMPANY	Robins AFB	Georgia	231			231				
TOWNSCO CONTRACTING COMPANY	Bangor	Maine	400	400						
TOWNSCO CONTRACTING COMPANY	Pease Air Force Ba	N.H.	135			135				
TOWNSCO CONTRACTING COMPANY	Kingsville	Texas	201		201					
TOWNSCO CONTRACTING COMPANY	Hill Air Force Bas	Utah	61		201	61				
TOWNSCO CONTRACTING COMPANY	Hill Air Force Bas	Utah	1,055	400	201	454				
TOWNSEND AND BOTTUM INC	Eglin Air Force Ba	Florida	318 318	318 318						
TOWNSEND ARCHTCTRL	Greenville	S Carol	67 67		67 67					
TOWNSHIP BUILDERS INC	Crossett	Arkansa	34						34	
TOWNSHIP BUILDERS INC	Logan	Arkansa	53 87						53 87	
TOWNSHIP OF PYMATUNING	Sharpsville	Penn	26 26						26 26	
TOX SCAN, INC	San Francisco	Califor	73 73						73 73	
TOXCO INC	Port Hueneme Naval	Califor	134 134		134 134					

CONTRACTOR	CITY	STATE/ COUNTRY	DOD TOTAL	ARMY	NAVY	AIR FORCE	DLA	OCE	ODA	
										(DOLLARS IN THOUSANDS)
TOYAMA ALVIN K GENERAL CONTR	Schofield Barracks	Hawaii	170 170	170 170						
TOYO COMMUNICATIONS CONSLTG		JAPAN	321 321		321 321					
TOYO CONSTRUCTION CO LTD		JAPAN	851 851		788 788	63 63				
TOYO OCEAN DEVELOPMENT		JAPAN	485 485		485 485					
TOYO UMBANKI CO LTD		JAPAN	117 117			117 117				
TOYON RESEARCH CORP	Goleta	Califor	1,966	797		319			850	
TOYON RESEARCH CORP	Santa Barbara	Muni Califor	2,234	797		268 587			850	
TOYOTA MOTOR CO LTD		JAPAN	915 915		915 915					
TOYOTA MOTOR CORP		JAPAN	136 136		136 136					
TOYOTA RENT A CAR		PANAMA	40 40		40 40					
TOYOTA RENTAL/LEASE KANAGUMA		JAPAN	252 252		252 252					
TOYOTA TSUSHO CORP		PHILIPP	1,072 1,072		1,072 1,072					
TPC LOGISTICS SERVICES INC	Farmingdale	New Yor	1,085 1,085	1,085 1,085						
TPI ENTERPRISES INC	Williams AFB	Arizona	178 178			178 178				
TPL INC	Albuquerque	New Mex	49 49		49 49					
TRA-CON INC	Medford	Mass	568 568						514 514	
TRA-FARR	Eielson AFB	Alaska	217 217							
TRABERT KG ELEKTROGROSSHANDL		GERMANY	477 477							

(DOLLARS IN THOUSANDS)

CONTRACTOR	CITY	STATE/ COUNTRY	DOD TOTAL	ARMY	NAVY	AIR FORCE	DLA	OCE	ODA
TRAC REGULATORS INC	Mount Vernon	New Yor	318 318		318 318				
TRAC WORK INC	Charleston	S Carol	1,371 1,371		1,371 1,371				
TRACE PRODUCTS	San Jose	Califor	32 32		32 32				
TRACER RESEARCH CORP	Homestead AFB	Florida	36 36			36 36			
TRACER TECHNOLOGIES INC	Somerville	Mass	445 445		445 445				
TRACOR APPLIED SCIENCES INC	Adak Station	Alaska	59		59				
TRACOR APPLIED SCIENCES INC	San Diego	Califor	1,307		1,307				
TRACOR APPLIED SCIENCES INC	Colorado Springs	Colorad	1,100-			100-			
TRACOR APPLIED SCIENCES INC	Groton	Conn	1,748		1,748				
TRACOR APPLIED SCIENCES INC	New London	Conn	1,122		1,122				
TRACOR APPLIED SCIENCES INC	Washington	D.C.	2,324		2,324				
TRACOR APPLIED SCIENCES INC	Chokoloskee	Florida	177		177				
TRACOR APPLIED SCIENCES INC	Fort Lauderdale	Florida	2,108		2,108				
TRACOR APPLIED SCIENCES INC	Orlando	Florida	86						
TRACOR APPLIED SCIENCES INC	Nanakuli	Hawaii	986		986				
TRACOR APPLIED SCIENCES INC	California Park	Marylan	1,801		1,801				
TRACOR APPLIED SCIENCES INC	Lexington Park	Marylan	3,661		3,661				
TRACOR APPLIED SCIENCES INC	Patuxent River NAT	Marylan	542		542				
TRACOR APPLIED SCIENCES INC	Rockville	Marylan	504		194				
TRACOR APPLIED SCIENCES INC	St. Inigoes	Marylan	36,905		36,905				310
TRACOR APPLIED SCIENCES INC	Naval Underwater S	Rhode I	252						
TRACOR APPLIED SCIENCES INC	Charleston	S Carol	312		312				
TRACOR APPLIED SCIENCES INC	Austin	Texas	12,796		12,796				
TRACOR APPLIED SCIENCES INC	Arlington	Virgini	1,313		1,313				
TRACOR APPLIED SCIENCES INC	Yorktown	Virgini	1,501		1,501				
TRACOR APPLIED SCIENCES INC		GABON	859		859				
TRACOR APPLIED SCIENCES INC		ITALY	77		77				
			69,340		69,130	100-			310
TRACOR INC	Montgomery	Alabama	29			29			
TRACOR INC	Groton	Conn	1,538		1,538				
TRACOR INC	New London	Conn	385		385				
TRACOR INC	O'Fallon	Illinoi	186			186			
TRACOR INC	California Park	Marylan	507		507				
TRACOR INC	Lexington Park	Marylan	1,116		1,116				
TRACOR INC	Patuxent River NAT	Marylan	2,279		1,279				
TRACOR INC	Ridge	Marylan	90						
TRACOR INC	Rockville	Marylan	2,922	174	2,748				
TRACOR INC	St. Inigoes	Marylan	4,013		4,013				
TRACOR INC	Austin	Texas	40,173	14,369	21,970	3,834			
TRACOR INC	Arlington	Virgini	4,794		4,794				

(DOLLARS IN THOUSANDS)

CONTRACTOR	CITY	STATE/ COUNTRY	DOD TOTAL	ARMY	NAVY	AIR FORCE	DLA	OCE	ODA
TRACOR INC	Chesapeake	Virgini	1,101		1,101				
TRACOR INC	Norfolk	Virgini	130						
TRACOR INC	Portsmouth	Virgini	484		484				
TRACOR INC	Virginia Beach	Virgini	243		243				
TRACOR INC	Seattle	Washing	42						42
			58,032	14,543	39,398	4,049			42
TRACOR INSTRUMENTS	AUSTIN IN Camden	Arkansa	4,412	4,412					
TRACOR INSTRUMENTS	AUSTIN IN San Ramon	Califor	127			127			
TRACOR INSTRUMENTS	AUSTIN IN Lillington	N Carol	70			70			
TRACOR INSTRUMENTS	AUSTIN IN Austin	Texas	24,380	1,473	3,041	19,707	159		
			28,989	5,885	3,041	19,904	159		
TRACOR MARINE INC	Fort Lauderdale	Florida	12,386		12,386				
TRACOR MARINE INC	Fort Lauderdale-Ho	Florida	409		409				
TRACOR MARINE INC	Sterling	Florida	50		50				
			12,845		12,845				
TRACOR MBA	East Camden	Arkansa	3,873	3,873					
TRACOR MBA	East Camden	Arkansa	151-	151-					
TRACOR MBA	San Ramon	Califor	104-	20	112	236-			
TRACOR MBA	Austin	Texas	95	95	112	236-			
			3,713	3,837	112				
TRACOR NORTHERN INC	Middleton	Wiscons	323		277	46			
			323		277	46			
TRACOR X-RAY INC	Mountain View	Califor	78	78					
			78	78					
TRACOR-HYDRONAUTICS, INC	Laurel	Marylan	1,296		579				717
			1,296		579				717
TRACTELL INC	Dayton	Ohio	509						
			509						
TRACTION-PROPULSION INC	Austin	Texas	54		54				
			54		54				
TRACTOR AND EQUIPMENT CO		GERMANY	2,211				2,211		
			2,211				2,211		
TRACY WILLIAM A PLBG & HTG	Alameda	Califor	63		63				
			63		63				
TRACY-WELLS COMPANY THE	Columbus	Ohio	209					209	
			209					209	
TRADE WINDS REHABILITATION C Gary		Indiana	1,253						1,253
			1,253						1,253

(DOLLARS IN THOUSANDS)									
CONTRACTOR	CITY	STATE/ COUNTRY	DOD TOTAL	ARMY	NAVY	AIR FORCE	DLA	OCe	ODA
TRADEMARK CONSTRUCTION CO IN Yuma	Yuma	Arizona	82		82				
TRADEMARK CONSTRUCTION CO IN Yuma	Proving Ground	Arizona	54	54	636				
TRADEMARK CONSTRUCTION CO IN El Centro	El Centro	Califor	772	54	718				
TRADER CONSTRUCTION COMPANY	Camp Lejeune	N Carol	783		783				
TRADER CONSTRUCTION COMPANY	Cherry Point	N Carol	6,708		6,708				
TRADER CONSTRUCTION COMPANY	Jacksonville	N Carol	45		45				
			7,536		7,536				
TRADEWINDS AIRWAYS LTD		UNITED	39			39			
			39			39			
TRADEX ELEKTROSYSTEME HANDEL		GERMANY	386	386					
			386	386					
TRAILER MARINE TRANSPORT COR	Jacksonville	Florida	9,427		9,427				
			9,427		9,427				
TRAILMASTER TANKS INC	Fort Worth	Texas	367	367					
			367	367					
TRAILS CORNER MOTOR INN	Groton	Conn	162		162				
			162		162				
TRAINING ALTERNATIVE THE	San Francisco	Califor	52						52
			52						52
TRAINING SUPPORT SYSTEMS INC	Virginia Beach	Virgini	334		334				
			334		334				
TRAINOR ASSOCIATES INC	Viers	Virgini	204		204				
			204		204				
TRAK INTERNATIONAL INC	Port Washington	Wiscons	41,457	41,336	121				
			41,457	41,336	121				
TRAK MICROWAVE CORPORATION	Tampa	Florida	165		97	68			
			165		97	68			
TRAM ELECTRONICS INC	Beachwood	New Jer	253	253					
			253	253					
TRANCEMAT CO INC	Santa Clara	Califor	30	30					
			30	30					
TRANE CO THE	Rome	New Yor	39			39			
			39			39			
TRANE COMPANY	Clarksville	Tennes	31						31
TRANE COMPANY	Alexandria	Virgini	36	36					

(DOLLARS IN THOUSANDS)

CONTRACTOR	CITY	STATE/ COUNTRY	DOD TOTAL	ARMY	NAVY	AIR FORCE	DLA	OCE	ODA
TRANE COMPANY	La Crosse	Wiscons	36 103	36	31	36 36			
TRANS - ASIA FEMCO		KOREA,	8,269 8,269	8,269 8,269					
TRANS ASIA ENGINEERING ASSOC		KOREA,	267 267	267 267					
TRANS EUROPEAN AWY MAINT & A		BELGIUM	3,867	3,867					
TRANS EUROPEAN AWY MAINT & A		GERMANY	1,546 5,413	1,546 5,413					
TRANS METRICS INC	Solon	Ohio	78 78		78 78				
TRANS ORIENTAL WOODWORKS INC		PHILIPP	1,358 1,358		1,358 1,358				
TRANS TEXAS TRAILER CORP	Garland	Texas	270 270				270 270		
TRANS TUBE INC	Pontiac	Michiga	182 182	182 182					
TRANS UNION CREDIT INFO CO	St. Louis	Missour	60- 60-	60- 60-					
TRANS WORLD AIRLINES INC	New York	New Yor	16,243 16,243			16,243 16,243			
TRANS WORLD COMMUNICATIONS	Rockville	Marylan	47 47	47 47					
TRANS WORLD COMMUNICATIONS	Vienna	Virgini	138 138				138 138		
TRANS WORLD INTERNATIONAL	New York	New Yor	109 109						
TRANS WORLD OPTICS INC	Hauppauge	New Yor	348 348	172 172		176 176			
TRANS-CAL INDUSTRIES INC	Los Angeles	Califor	45 45		45 45				109 109
TRANS-PACKERS SERVICES CORP	New York	New Yor	2,461 2,461				2,461 2,461		
TRANS-SCIENCE CORP	Placentia	Califor	291 291		291 291				

CONTRACTOR	CITY	STATE/ COUNTRY	DOD TOTAL	ARMY	NAVY	AIR FORCE	DLA	OCE	OCA
TRANS-TEL CENTRAL INC	West Point	Mil Res New Yor	487	487					
TRANS-TEL CENTRAL INC	New Cumberland	Dep Penn	311	311					
			798	798					
TRANSACT INTERNATIONAL INC	Cleveland	Ohio	648		209	439			
TRANSACT INTERNATIONAL INC	Cordova	Tenness	1,572			1,572			
TRANSACT INTERNATIONAL INC	McChord AFB	Washing	5,598		209	5,598			
			7,818			7,609			
TRANSAMERICA AIRLINES INC	Oakland	Califor	709			709			
			709			709			
TRANSAMERICA DELAVAL EMP CR	Trenton	New Jer	216		216				
			216		216				
TRANSCO CONTRACTING COMPANY	Randolph AFB	Texas	1,589			1,589			
TRANSCO CONTRACTING COMPANY	San Antonio	Texas	3,778	1,483		2,295			
			5,367	1,483		3,884			
TRANSCO INDUSTRIES INC	Portland	Oregon	33		33				
			33		33				
TRANSCO PACIFIC CO	Fort Carson	Colorad	262	262					
			262	262					
TRANSCO PRODUCTS INC	Camarillo	Califor	1,353		498	230	625		
TRANSCO PRODUCTS INC	Marina del Ray	Califor	147		498	147	625		
			1,500			377			
TRANSCON ASSOCIATES INC	Buffalo	New Yor	114	114					
TRANSCON ASSOCIATES INC	Niagara Falls	Inte New Yor	135	114		135			
			249						
TRANSCONTINENTAL CONTRACTING	Nellis AFB	Nevada	53			53			
			53			53			
TRANSCONTINENTAL ENTERPRISE	Fort Benning	Georgia	430	430					
TRANSCONTINENTAL ENTERPRISE	Fort Stewart	Georgia	1,329	1,529					
TRANSCONTINENTAL ENTERPRISE	West Point	Mil Res New Yor	493	493					
TRANSCONTINENTAL ENTERPRISE	Clearfield	Utah	515	2,252	515				
			2,767		515				
TRANSCRIPTION-STAT INC	Corte Madera	Califor	81	81					
			81	81					
TRANSDUCER TECHNOLOGIES INC	Pasadena	Califor	126		99				27
			126		99				27
TRANSDUCERS INC	Cerritos	Califor	182						182
			182						182

CONTRACTOR	CITY	STATE/ COUNTRY	DOD TOTAL	(DOLLARS IN THOUSANDS)					DLA	ODA
				ARMY	NAVY	AIR FORCE	DLA	OCE		
TRANSFORM INDEX TECHNOLOGY I Plano		Texas	256 256			256 256				
TRANSFORMER INSPN COMPANY Selfridge ANGB		Michigan	250 250	250 250						
TRANSFORMER/ELECTRIC CO. INC Norfolk		Virginia	35 35		35 35					
TRANSICOIL INC	Worcester	Penn	1,054 1,054	135 135	279 279	154 154	486 486			
TRANSILWRAP CO OF PHILADELPH Bensalem		Penn	72 72				72 72			
TRANSISTOR DEVICES	Millbrook	New Jer	115 115		115 115					
TRANSISTOR DEVICES INC Cedar Knolls		New Jer	10		140	130-				
TRANSISTOR DEVICES INC Millbrook		New Jer	158	43	70	45				
TRANSISTOR DEVICES INC Randolph		New Jer	43 211	43 86	210	85-				
TRANSISTOR SPECIALTIES INC Danvers		Mass	921 921		165 165	148 148	608 608			
TRANSIT INSTRUMENTS INC Salt Lake City		Utah	27 27			27 27				
TRANSIT TANK INTERNATIONAL Corte Madera		Califor	77 77		77 77					
TRANSITIONS RESEARCH CORP Danbury		Conn	49 49	49 49						
TRANSLAGIC CO'P Denver		Colorad	27 27	27 27						
TRANSMAGNETICS INC Farmingdale		New Yor	60 60		29 29	31 31				
TRANSAMERICAN TECHNOLOGIES IN Lafayette		Califor	58	58						
TRANSAMERICAN TECHNOLOGIES IN Hog Mountain		Georgia	44- 14	58	44- 44-					
TRANSOCEANIC ARCHITCTRL DSGNS		PHILIPP	131 131		131 131					
TRANSPAC FIBR OPTICS TELE CM Port Hueneme		Califor	193 193		193 193					

CONTRACTOR	CITY	STATE/ COUNTRY	DOD TOTAL	ARMY	NAVY	AIR FORCE	(DOLLARS IN THOUSANDS)		
							DLA	OCE	ODA
TRANSPARENT PRODUCTS CORP	Memphis	Tenness	96-				96-		
			96-				96-		
TRANSPETROL SEAWAY PTC LTD		SENEGAL	308		308				
			308		308				
TRANSPORT INTERNATIONAL POOL	Ellaville	Georgia	332	172	160				
TRANSPORT INTERNATIONAL POOL	Charleston	S Carol	38		38				
TRANSPORT INTERNATIONAL POOL	Herndon	Virgini	29		29				
			399	172	227				
TRANSPORT PLANNING & SVCS IN	Baltimore	Marylan	132	132					
TRANSPORT PLANNING & SVCS IN	Mullica Hill	New Jer	153	153					
			285	285					
TRANSPORT POOL INC	Vallejo	Califor	151		151				
			151		151				
TRANSPORTATION RES ANTYZNG C	Long beach	Califor	31						31
TRANSPORTATION RES ANTYZNG C	Pensacola	Florida	58	58					36
TRANSPORTATION RES ANTYZNG C	Ponte Vedra Beach	Florida	36						67
			125	58					
TRANSPORTE BUTTNER S.A.		PARAGUA	75	75					
TRANSPORTE BUTTNER S.A.		PANAMA	305	305					
			380	380					
TRANSPORTES CABALLERO		SPAIN	79						79
			79						79
TRANSPORTES GENERALES COMES		SPAIN	696		696				
			696		696				
TRANSTAC MANAGEMENT CORP	Port Hueneme	Califor	130		130				
TRANSTAC MANAGEMENT CORP	Burlington	Mass	4,030		4,030				
TRANSTAC MANAGEMENT CORP		ITALY	932		932				
			5,092		5,092				
TRANSTECHNOLOGY CORPORATION	Solemint	Califor	11,659		5,257	6,376			26
TRANSTECHNOLOGY CORPORATION	Peoria	Illinois	30	30					41
TRANSTECHNOLOGY CORPORATION	Baltimore	Marylan	934		893				44
TRANSTECHNOLOGY CORPORATION	Union	New Jer	3,880		3,836				214
TRANSTECHNOLOGY CORPORATION	Union	New Jer	6,250	5,787	128	121			71
TRANSTECHNOLOGY CORPORATION	Doylestown	Penn	152		81				370
			22,905	5,817	10,195	6,497			
TRANSMALL CORP	Malvern	Penn	120	120					
			120	120					
TRANSWAY INTL	Miami	Florida	8,304		8,304				
TRANSWAY INTL	Camp Lejeune	N Carol	93		93				
			8,397		8,397				

(DOLLARS IN THOUSANDS)									
CONTRACTOR	CITY	STATE/ COUNTRY	DOO TOTAL	ARMY	NAVY	AIR FORCE	DLA	OCE	ODA
TRANSWORLD CIRCUIT PRODS INC	Huntington Beach	Califor	35 35		35 35				
TRANSWORLD SVCS CORP		PANAMA	433 433	433 433					
TRANSYT CORPORATION	Tallahassee	Florida	27 27		27 27				
TRANTRER INC	Wichita Falls	Texas	28		28				
TRANTRER INC	Wichita Falls	Texas	28 56		28 56				
TRAPPEYS B F SONS INC	New Iberia	Louisia	587 587				587 587		
TRASEN ASSOCIATES LTD		PHILIPP	179 179		179 179				
TRASK-DECROW MACHINERY INC	Portland	Maine	52 52		52 52				
TRATAROS CONSTRUCTION INC	Patuxent River	MAT Maryland	5,933		5,933				
TRATAROS CONSTRUCTION INC	West Point Mil Res	New Yor	6,577 6,590		657 657				
TRATAROS INDUSTRIES LTD	Oceanport	New Jer	36-		36-				
TRATAROS INDUSTRIES LTD	New York	New York	75		75				
TRATAROS INDUSTRIES LTD	West Point Mil Res	New Yor	10,005 10,044		10,005 9,969				
TRAUGHBER E BERKLEY & ASSOC	Wickliffe	Kentuck	437 437					437 437	
TRAVELLERS REST & HOTELS COR	Fresno	Califor	60 60		60 60				
TRAVER S A		SPAIN	48 48			48 48			
TRAVIS ASSOCIATION FOR BLIND	Austin	Texas	330 330				330 330		
TRAVIS LLOYD WELCH	Enid	Miss	139 139					139 139	
TRAVIS VERDUGO CURRY & ASSOC	San Diego	Califor	140 140		140 140				
TRAVIS WASTE WATER AUTHOR	Fairfield	Califor	547 547			547 547			



CONTRACTOR	CITY	STATE/ COUNTRY	DOD TOTAL	ARMY	NAVY	AIR FORCE	DLA	OCE	ODA
TREE TOP INC	Selah	Washing	1,100 1,100				1,100 1,100		
TREEN BOX & PALLET CORP	Mifflintown	Penn	826 826	826 826					
TREES OF TULSA	Cartwright	Oklahom	32					32	
TREES OF TULSA	Gore	Oklahom	45					45	
TREES OF TULSA	Sallisaw	Oklahom	44 121					44 121	
TREK INC	Fort Polk	Louisia	615	615					
TREK INC	Louisiana AAP	Louisia	219	219					
TREK INC	Shreveport	Louisia	45					45	
TREK INC	Medina	New Yor	57 936	834	57 57			45 45	
TRELLEBARGOACH AB		SWEDEN	84 84	84 84					
TRELLEBORG INC		SWEDEN	57 57	57 57					
TREMPER DISTRIBUTING	Missoula	Montana	96 96				96 96		
TRENDWAY CORP	Holland	Michiga	39	39					
TRENDWAY CORP	Holland	Michiga	64 103	64 103					
TRENTON TECHNICAL SERVICES		GERMANY	314 314	314 314					
TREPAN INC	New York	New Yor	65 65		65 65				
TREPTE CONSTRUCTION CO	San Diego	Califor	207 207		207 207				
TRESCO DISTRIBUTING CORP	Hamden	Ohio	261				261		
TRESCO DISTRIBUTING CORP	Meyersdale	Penn	1,226				1,226		
TRESCO DISTRIBUTING CORP	Muddlety	W Virgi	603 2,090				603 2,090		
TRESCOMP INC	Chicago	Illinois	163	163					
TRESCOMP INC	Schaumburg	Illinois	433 596	433 596					
TRESOR PUBLIC		GERMANY	77 77	77 77					

(DOLLARS IN THOUSANDS)

CONTRACTOR	CITY	STATE/ COUNTRY	DOD TOTAL	ARMY	NAVY	AIR FORCE	DLA	OCE	ODA
TREVOR CHEMICALS & ENGINEERI	Santa Ana	Califor	35		35				
			35						
TRI AD SYSTEMS	Vallejo	Califor	122		122				
			122						
TRI CITY WELDING SUPPLY	Keokuk	Iowa	26					26	
			26					26	
TRI COR INDUSTRIES	Landover	Marylan	589						589
TRI COR INDUSTRIES	St. Louis	Missour	165	165					589
			754						
TRI CORT INC	Fremont	Califor	33		33				
			33						
TRI COUNTY BUILDERS COMPANY	Crane	Indiana	226		226				
			226						
TRI COUNTY INSULATION CO INC	Camp Pendleton	Califor	80		80				
TRI COUNTY INSULATION CO INC	San Diego	Califor	663		663				
TRI COUNTY INSULATION CO INC	Los Angeles	Califor	93		93				
			836		836				
TRI GAS INC	New Prague	Minneso	29						29
TRI GAS INC	Stafford	Texas	54						54
			83						29
TRI GEMS BUILDERS	Fort Dix	New Jer	1,118		1,118				
			1,118						
TRI SENTRY CHEMICAL CORP	La Salle	Illinois	207-						207-
TRI SENTRY CHEMICAL CORP	Sauget	Illinois	44-						44-
TRI SENTRY CHEMICAL CORP	Lenexa	Kansas	248-						248-
TRI SENTRY CHEMICAL CORP	Lockport	New Yor	100-						100-
TRI SENTRY CHEMICAL CORP	Research Triangle	N Carol	117-						117-
			716-						716-
TRI SERVICES INC	Montgomery	Alabama	1,485						1,485
TRI SERVICES INC	Chesapeake	Virgini	125	125					1,485
			1,610						
TRI STATE WHOLESALE ASSOD GR	EI Paso	Texas	29		29				
			29						
TRI STEEL MANUFACTURING CO	Grand Forks	N Dakot	28		28				25
TRI STEEL MANUFACTURING CO	Grand Forks AFB	N Dakot	25		28				25
			53						
TRI TESSCO	Austin	Texas	132		132				
			132						

CONTRACTOR	CITY	STATE/ COUNTRY	DOD TOTAL	ARMY	NAVY	AIR FORCE	DLA	OCE	ODA	
										(DOLLARS IN THOUSANDS)
TRI TOOL INC	Rancho Cordova	Califor	157 157		157 157					
TRI-AD CONSTRUCTORS	Novato	Califor	574		574					
TRI-AD CONSTRUCTORS	Vallejo	Califor	145		145					
TRI-AD CONSTRUCTORS	Alameda	Califor	1,401		1,401					
			2,120		2,120					
TRI-ASSOCIATES INC	Chicago	Illinois	8	8						
TRI-ASSOCIATES INC	Scott Air Force Ba	Illinois	63			63				
			71	8		63				
TRI-CO OIL COMPANY INC	Columbus AFB	Miss	294				294			294
			294				294			294
TRI-CORE CONSTRUCTION	Camp Pendleton	Califor	298		298					
TRI-CORE CONSTRUCTION	San Diego	Califor	664		664					
			962		962					
TRI-EX TOWER CORPORATION	Visalia	Califor	3,106		2,971					
			3,106		2,971					
TRI-INDUSTRIES INC	Terre Haute	Indiana	12,775		74			12,701		
			12,775		74			12,701		
TRI-M TECHNOLOGIES, INC.	Vint Hill Farms St	Virgini	52							
			52							
TRI-MONT ENGINEERING CO	New London NSubb	Conn	165		165					
TRI-MONT ENGINEERING CO	Portsmouth	N.H.	76		76					
			241		241					
TRI-PHENIX ELECTRONICS	Gardena	Califor	31		31					
			31		31					
TRI-POWER PRECISION INC	Lynbrook	New Yor	2,044		2,006					
			2,044		2,006					
TRI-R DEVELOPMENT CO	Rantoul	Illinois	217			217				
			217			217				
TRI-SIGNAL INC	Vandenberg AFB	Califor	212			212				
			212			212				
TRI-STAR COMPUTER SUPS & SVS	Camp Pendleton	Califor	47		47					
			47		47					
TRI-STAR CONSTRUCTION	Randolph AFB	Texas	2,727					2,727		
			2,727					2,727		
TRI-STAR ELECTRONICS INC	Los Angeles	Califor	909		200				683	
			909		200				683	

		(DOLLARS IN THOUSANDS)							
CONTRACTOR	CITY	STATE/ COUNTRY	DOD TOTAL	ARMY	NAVY	AIR FORCE	DLA	OCCE	ODA
TRI-STAR PICTURES INC	New York	New Yor	811 811		811 811				
TRI-STATE BUILDERS INC	Bossier City	Louisia	75 75			75 75			
TRI-STATE BUILDING MAINT	Glenview	Illinois	138 138		138 138				
TRI-STATE DESIGN INC	Dover	Delawar	1,207			1,207			
TRI-STATE DESIGN INC	Chesapeake City	Marylan	150					150	
TRI-STATE DESIGN INC	Glenside	Penn	655					655	
TRI-STATE DESIGN INC	Warminster	Penn	185		185				
TRI-STATE DESIGN INC	Willow Grove	Penn	79			79			
			2,276		185	1,286			805
TRI-STATE ELECTRONICS CORP	Pennsauken	New Jer	32- 32-	30- 30-	50- 50-		48 48		
TRI-STATE ENGRG MGT CNSULTAN	Williamson	W Virgi	82 82					82 82	
TRI-STATE GNRATION TRANSM AS Francis E Warren A	Wyoming	Wyoming	335 335			335 335			
TRI-STATE HOSE AND FITTING I	Ravenna	Ohio	63 63				63 63		
TRI-STATE INDUSTRIAL EQP	South Hackensack	New Jer	44 44				44 44		
TRI-STATE MACK DISTRIBUTORS	Memphis	Tenness	350 350					350 350	
TRI-STATE OIL CO	Snow Hill	Marylan	47 47				47 47		
TRI-STATE POLE & PILING INC	Lucedale	Miss	34 34				34 34		
TRI-STATE REFUELERS COMPANY	Kansas City	Kansas	7,364 7,364	5,607 5,607		1,757 1,757			
TRI-STATE SERVICES OF TEXAS	Fort Polk	Louisia	739	739					
TRI-STATE SERVICES OF TEXAS	Texarkana	Texas	277	277					
			1,016	1,016					
TRI-STATE SVC DEUTSCHLAND GM		GERMANY	1,171 1,171	1,171 1,171					
TRI-STATE TRACTOR CO	Fort Gordon	Georgia	60 60	60 60					

(DOLLARS IN THOUSANDS)

CONTRACTOR	CITY	STATE/ COUNTRY	DOD TOTAL	ARMY	NAVY	AIR FORCE	DLA	OCE	ODA
TRI-STATES SERVICE CO INC	Fort Chaffee	Arkansa	31	31					
TRI-STATES SERVICE CO INC	Fort Leonard Wood	Missour	676 707	676 707					
TRI-TEN CONSTRUCTION INC	McChord AFB	Washing	299			299			
TRI-TONICS LTD	Norfolk	Virgini	32		32				
TRI-W ENTERPRISES INC	Fort Hood	Texas	45	45					
TRI-WAY CONTRACTORS INC	Port Hueneme	Naval Califor	114		114				
TRI-WAY INDUSTRIES INC	Kent	Washing	881		452		429		
TRI/VALLEY GROWERS	Modesto	Califor	5,330				5,330		
TRI/VALLEY GROWERS	Stockton	Califor	833				833		
TRI/VALLEY GROWERS	Thornton	Califor	2,407				2,407		
TRIAD AVIATION	Corpus Christi	Texas	146				146		
TRIAD AVIATION	El Paso	Texas	2,563				2,563		
TRIAD CORP	Fort Campbell	Kentuck	91				91		
TRIAD ENGINEERING COMPANY	Runnemed	New Jer	706		706				
TRIAD ENGINEERING GROUP	Dayton	Ohio	25						25
TRIAD ENGINEERING GROUP	Williamson	W Virgi	36						36
TRIAD INC	Baltimore	Marylan	158						61
TRIAD INC	Wilmington	N Carol	88						88
TRIAD MECHANICAL CONTRACTORS	Beaufort	S Carol	40						
TRIAD MECHANICAL CONTRACTORS	Charleston	S Carol	68		68				
TRIAD MECHANICAL CONTRACTORS	Charleston AFB	S Carol	120						120
TRIAD MECHANICAL INC	Foster	Oregon	184						184
TRIAD MECHANICAL INC	Portland	Oregon	48						48

(DOLLARS IN THOUSANDS)

CONTRACTOR	CITY	STA / COUNTRY	DOD TOTAL	ARMY	NAVY	AIR FORCE	DLA	OCE	ODA
TRIAD MECHANICAL INC	Rufus	Oregon	26					26	
TRIAD MECHANICAL INC	Bridgeport	Washing	65					65	
TRIAD MECHANICAL INC	North Bonneville	Washing	29					29	
TRIAD MECHANICAL INC	Vancouver	Washing	52	52					
			404	52					352
TRIAD MICROSYSTEMS INC	Huntsville	Alabama	67	67					
TRIAD MICROSYSTEMS INC	Camp Pendleton	Califor	2,528		2,528				
TRIAD MICROSYSTEMS INC	Orange	Califor	1,771	1,170-		2,941			
			4,366	1,103-	2,528	2,941			
TRIAD POWER SYSTEMS	Twentynine Palms	M Califor	60	60					
			60						
TRIAD WESTERN CONSTRUCTORS	Pantex	Texas	31	31					
			31	31					
TRIANGLE ATLANTIC CORP	Baltimore	Marylan	35						
			35						
TRIANGLE ENG SUR	Moncure	N Carol	56					56	
			56					56	
TRIANGLE MACHINE & MFG CO	Hurst	Texas	87			87			
			87			87			
TRIANGLE MICROWAVE INC	East Hanover	New Jer	175		175				
			175		175				
TRIANGLE PAINTING CO	Camp Lejeune	N Carol	59		59				
TRIANGLE PAINTING CO	Jacksonville	N Carol	2,115		2,115				
			2,174		2,174				
TRIANGLE PETROLEUM CORP	Columbia Falls	Montana	107-				107-		
TRIANGLE PETROLEUM CORP	Columbia City	Oregon	107				107		
TRIANGLE PWC INC	Sikeston	Missour	364				321	43	
			364				321	43	
TRIANGLE REFINERIES INC	St. Louis	Missour	245				245		
			245				245		
TRIANGLE RESEARCH & DEV CORP	Research Triangle	N Carol	117	50		67			
			117	50		67			
TRIANGLE SCHOOL SVS	Ellsworth AFB	S Dakot	62			62			
			62			62			
TRIANGULO, L SA		PANAMA	418						418
			418						418

(DOLLARS IN THOUSANDS)

CONTRACTOR	CITY	STATE/ COUNTRY	DOD TOTAL	ARMY	NAVY	AIR FORCE	DLA	OCE	ODA
TRIASCO CORP	Wright Patterson A	Ohio	228 228			228 228			
TRIAIX	Broken Arrow	Oklahom	113 113	113 113					
TRIAIX COMPANY, THE	L. G. Hanscom AFB	Mass	2,388 2,388			2,388 2,388			
TRIAIX PACIFIC	Schofield Barracks	Hawaii	2,090 2,090	2,090 2,090					
TRIAIX-PACIFIC	Schofield Barracks	Hawaii	171	171					
TRIAIX-PACIFIC	Fallon	Nevada	75 246	75 171	75 75				
TRIBBLE & RICHARDSON INC	Atlanta	Georgia	29 29	29 29					
TRIBBLE HARRIS LI INC		GERMANY	225 225	225 225					
TRIBOLOGY CONSULTANTS	Paoli	Penn	325 325			325 325			
TRIBUTE AWARDS	Manville	Rhode I	33 33			33 33			
TRICELIN CORP	Hartsville	Alabama	160 160	123 123			37 37		
TRICIL ENVIRONMENTAL RESPON	Tyngsboro	Mass	15,568 15,568					15,568 15,568	
TRICIL NY INC	Fort Drum	New Yor	427 427	427 427					
TRICO OPPORTUNITIES INC	Kingsford	Michiga	158 158	158 158					
TRICO REST INC	Vineland	New Jer	626 626		626 626				
TRICOM GROUP LTD INC	Stamford	Conn	27 27	27 27					
TRICON ASSOCIATES	Charleston AFB	S Carol	575 575			575 575			
TRICOR SYSTEMS INC	Dundee	Illinois	49			49			
TRICOR SYSTEMS INC	Elgin	Illinois	546 595	135 135	362 362	49 49			

CONTRACTOR	CITY	STATE/ COUNTRY	DOD TOTAL	ARMY	NAVY	AIR FORCE	DLA	OCE	ODA	
										(DOLLARS IN THOUSANDS)
TRIDENT CNSTR INC	CHARLESTON	North Charleston	3,549		3,549					
TRIDENT DATA SYSTEMS INC	Ladera Heights	Califor	750			750				
TRIDENT DATA SYSTEMS INC	Los Angeles	Califor	972			972				
			1,722			1,722				
TRIDENT INDUSTRIAL PRODUCTS	Coshocton	Ohio	208				208			
TRIDENT INDUSTRIAL PRODUCTS	East Stroudsburg	Penn	185				185			
			393				393			
TRIDENT SYSTEMS INC	Fairfax	Virgini	403		403					
			403		403					
TRIDEX CORP	Hartford	Conn	87					87		
			87					87		
TRIEBWASSER, HELENSKE&ASSOC	L Fargo	N Dakot	29	29						
			29	29						
TRIEC INC	Wright Patterson	A Ohio	120					120		
			120					120		
TRILECTRON INDUSTRIES INC	Palmetto	Florida	372	240						
TRILECTRON INDUSTRIES INC	Port Manatee	Florida	2,137			2,137				
TRILECTRON INDUSTRIES INC	Hawthorne	New Jer	1,061	158	301	2,602				
			3,570	398	301	2,871				
TRILOBYTE COMPUTER CORP	San Leandro	Califor	56		56					
			56		56					
TRIOLOGIC CORPORATION	Canonsburg	Penn	52		52					
			52		52					
TRIM-A-LAWN & GARDEN CENTER	Pensacola	Florida	130		130					
			130		130					
TRIMAN UNDERWATER HYDRAULICS	Port Chester	New Yor	485		485					
			485		485					
TRIMATEK	Fishers	New Yor	678					678		
			678					678		
TRIMBLE NAVIGATION LIMITED	Sunnyvale	Califor	593	60	349					184
TRIMBLE NAVIGATION LIMITED	Louisville	Kentuck	120	60	349					120
			713	60	349					304
TRIMED INC	Warsaw	Indiana	49							49
			49							49
TRINITY CONSULTANTS INC	Pine Bluff Arsenal	Arkansa	103	103						
			103	103						

CONTRACTOR	CITY	STATE/ COUNTRY	DOD TOTAL	ARMY	NAVY	AIR FORCE	DLA	OCE	ODA	
										(DOLLARS IN THOUSANDS)
TRINITY PAVING CO	Willow Grove	Penn	150 150			150 150				
TRINITY SVC CO	Des Moines	Iowa	164	164		125				
TRINITY SVC CO	Altus	Oklahom	125 289	164		125				
TRINITY UNIVERSITY	San Antonio	Texas	206 206	206 206						
TRINOVA CORPORATION	Carrollton	Georgia	374				374			
TRINOVA CORPORATION	Toccoa	Georgia	893				893			
TRINOVA CORPORATION	Jackson	Michigan	3,723	634	46		3,043			
TRINOVA CORPORATION	Jackson County-Rey	Michigan	30				30			
TRINOVA CORPORATION	Jackson	Miss	80		80					
TRINOVA CORPORATION	Middlesex	N Carol	298	71			227			
TRINOVA CORPORATION	Brackenridge	Penn	175	705	126	75	100			
TRINOVA CORPORATION			5,573			75	4,667			
TRIO LABORATORIES INC	Hicksville	New Yor	198				198			
TRIO LABORATORIES INC	Plainview	New Yor	37		37					
TRIO LABORATORIES INC			235		37		198			
TRIO METAL PRODUCTS COMPANY	Baltimore	Marylan	106		106					
TRIO OIL COMPANY INC	Grand Forks	N Dakot	197				197			
TRIO OIL COMPANY INC			197				197			
TRION INC	Sanford	N Carol	313		52		261			
TRION INC			313		52		261			
TRIONICS INC	Los Alamitos	Califor	228	157		71				
TRIONICS INC			228	157		71				
TRIPLE A CONSTRUCTION CO INC	Nellis AFB	Nevada	102	102						
TRIPLE A CONSTRUCTION CO INC			102	102						
TRIPLE A CONTRACTORS INC	Whiteman AFB	Missour	290			290				
TRIPLE A CONTRACTORS INC			290			290				
TRIPLE A MACHINE SHOP INC	Richmond	Califor	1,484		1,484					
TRIPLE A MACHINE SHOP INC	San Diego	Califor	124		124					
TRIPLE A MACHINE SHOP INC	San Francisco	Califor	2,134		2,134					
TRIPLE A MACHINE SHOP INC			3,742		3,742					
TRIPLE CLEAN INC	Bay City	Michiga	58						58	
TRIPLE CLEAN INC			58						58	
TRIPLE E CORPORATION	Racine	Wiscons	42	42						
TRIPLE E CORPORATION			42	42						

CONTRACTOR	CITY	STATE/ COUNTRY	DOD TOTAL	ARMY	NAVY	AIR FORCE	DLA	OCE	ODA	
										(DOLLARS IN THOUSANDS)
TRIPLE E MANUFACTURING	Marion	Iowa	27 27		27 27					
TRIPLE H INDUSTRIES INC	Azle	Texas	318 318	318 318						
TRIPLE INDUSTRIES INCORPORAT	Troy	Michiga	199 199			199 199				
TRIPLE J ATHLETICS INC	Dothan	Alabama	157 157		157 157					
TRIPLE J CONSTRUCTION INC	Taylorsville	Kentuck	576 576					576 576		
TRIPLE J STEEL	Panama City	Florida	30 30		30 30					
TRIPLE J-MAR PETROLEUM INC	Wanatah	Indiana	33 33				33 33			
TRIPLE M CONSTRUCTION INC	Air Force Academy	Colorad	866			866				
TRIPLE M CONSTRUCTION INC	Falcon	Colorad	1,179 2,045			1,179 2,045				
TRIPLE M ELECTRIC	Grissom AFB	Indiana	67 67			67 67				
TRIPLE P SERVICES INC	Portsmouth	Virgini	1,038 1,038		1,038 1,038					
TRIPLE SPORTS	Boulder	Colorad	53 53			53 53				
TRIPLE T INNS OF STARKE INC	Starke	Florida	45 45	45 45						
TRIPLE T TRASH REMOVAL	Carlyle	Illinois	120 120						120 120	
TRIPLE TOOL & MFG CO	Tampa	Florida	314 314	314 314						
TRIPLETT ELC INSTR OHIO	Bluffton	Ohio	27 27						27 27	
TRIPLETT WELLMAN INC	Portland	Oregon	1,037 1,037	1,037 1,037						
TRIPLEX ENGINEERING CO LTD	St. Albans	Vermont	184 184	73 73	111 111					

CONTRACTOR	CITY	STATE/ COUNTRY	DOD TOTAL	ARMY	NAVY	AIR FORCE	DLA	OCE	ODA
TRIPOD INC	Bergstrom AFB	Texas	53 53			53 53			
TRIPP RESEARCH CORP	Santa Clara	Califor	42 42			42 42			
IRIS PAINTING CO IRIS PAINTING CO	Middletown Newport	Rhode I Rhode I	150 150 300		150 150 300				
TRITAN CORPORATION	Houston	Texas	149 149		149 149				
TRITEK CORP	St. George	Utah	396 396	396 396					
TRITEK SERVICES INC	White Sands Msl Rg	New Mex	351 351		351 351				
TRITON CORPORATION TRITON CORPORATION	Washington Havelock	D. C. N Carol	218 32 250		218 32 250				
TRITON ELECTRONICS INC	Hicksville	New Yor	194 194	133 133			61 61		
TRITON MARINE CONSTRUCTION TRITON MARINE CONSTRUCTION TRITON MARINE CONSTRUCTION	Pearl Harbor	Hawaii BAHAMAS BASSAS	2,508 212 2,720		2,508 212 2,720				
TRIUMPH/MAGNA MIXER CO	Cincinnati	Ohio	55 55					55 55	
TRIVEC-AVANT CORPORATION	Huntington Beach	Califor	1,395 1,395	1,181 1,181	173 173	41 41			
TROC YON S. R. L.		ITALY	24 24			24 24			
TROEMNER HENRY INC TROEMNER HENRY INC	Florham Park Philadelphia	New Jer Penn	36 198 234			60 60		36 138 174	
TROJAN CORPORATION	Gomex	Utah	425 425		425 425				
TROJAN ELEVATOR INC	Fort Worth	Texas	30 30			30 30			
TROJAN INC	Mount Sterling	Kentuck	455 455					455 455	

CONTRACTOR	CITY	STATE/ COUNTRY	DOD TOTAL	ARMY	NAVY	AIR FORCE	DLA	OCE	ODA	
										(DOLLARS IN THOUSANDS)
TROJAN MECHANICAL	Wright Patterson A Ohio		45 45			45 45				
TROLA-DYNE INC	York	Penn	80 80		80 80					
TROMPETER ELECTRONICS INC	Los Angeles	Califor	72 72		72 72					
TRONITECH INC	Indianapolis	Indiana	47 47		47 47					
TRONOFF T V CIVIL ENGNR/SURV	San Francisco	Califor	32 32					32 32		
TRONTECH INC	Neptune	New Jer	60 60		27 27	33 33				
TROP-AG LANDSCAPE SERVICES	Makaha	Hawaii	76	76						
TROP-AG LANDSCAPE SERVICES	Wheeler AFB	Hawaii	36 112	36 112						
TROPICAL LAWN CARE	Dugway Proving Gro	Utah	207 207	207 207						
TROPICANA PRODUCTS INC	Bradenton	Florida	650 650				650 650			
TROSTEL ALBERT PACKINGS LTD	Lake Geneva	Wiscons	73 73	73 73						
TROTTER NATHAN & CO INC	Exton	Penn	34 34					34 34		
TROUP COUNTY OF	La Grange	Georgia	41 41						41 41	
TROVERS SECURITY SERVICE	McAlester Army Amm	Oklahom	2,162 2,162	2,162 2,162						
TROWELL THOMAS V	Fort Polk	Louisia	107 107	107 107						
TROXELL COMMUNICATIONS INC	San Diego	Califor	54 54		54 54					
TROY NURSERY	Monroe City	Missour	78 78						78 78	
TROY STATE UNIVERSITY	Fort Benning	Georgia	66 66	66 66						

(DOLLARS IN THOUSANDS)									
CONTRACTOR	CITY	STATE/ COUNTRY	DOD TOTAL	ARMY	NAVY	AIR FORCE	DLA	OCE	ODA
TROY T A & D A CO INC	Bristol	Conn	122				122		
TROY T A & D A CO INC	Fairfield	New Jer	70				70		
TROY T A & D A CO INC	Linden	New Jer	92				92		
			284				284		
TROY TUBE & MANUFACTURING CO	Mount Clemens	Michiga	29	38-			67		
			29	38-			67		
TROY TURNING & GEAR CO	Oak Park	Michiga	49	49					
			49	49					
TRT TELECOMMUNICATIONS CORP	Washington	D.C.	8,336						8,336
			8,336						8,336
TRU & ASSOCIATES INC	Hiawatha	Utah	804				804		
			804				804		
TRU-FLEX RUBBER PRODUCTS CO	Los Angeles	Califor	143	143					
			143	143					
TRU-TEMP INDUST INSULA CO	IN Fort Drum	New Yor	52	52					
			52	52					
TRUCHOT CONSTRUCTION CO INC	Jackson	Missour	1,260	1,260		80			
TRUCHOT CONSTRUCTION CO INC	Malmstrom AFB	Montana	526	446		80			
			1,786	1,706		80			
TRUCK & EQUIPMENT PARTS CO	Matteson	Illinois	28		28				
TRUCK & EQUIPMENT PARTS CO	East Syracuse	New Yor	34				34		
TRUCK & EQUIPMENT PARTS CO	Somerset	Penn	325	298			27		
			387	298	28		61		
TRUCKSAESS		GERMANY	179	179					
			179	179					
TRUE SERVICE COMPANY	Puget Sound Naval	Washing	2,388		2,388				
			2,388		2,388				
TRUESDALE CONSTRUCTION CO	IN Fort Bragg	N Carol	352	352					
TRUESDALE CONSTRUCTION CO	IN Fort Jackson	S Carol	35-	35-					
			317	317					
TRUITT BROS INC	Salem	Oregon	27				27		
			27				27		
TRULINE FENCE CO INC	Camp Pendleton	Califor	207		207				
			207		207				
TRUMP INC	Elberta	Alabama	109		80				29
TRUMP INC	Huntington Beach	Califor	82		80				82
			191		80				111

(DOLLARS IN THOUSANDS)

CONTRACTOR	CITY	STATE/ COUNTRY	DOD TOTAL	ARMY	NAVY	AIR FORCE	DLA	OCE	ODA
TRUS JOIST CORPORATION	Woodbury	Conn	33		33				
			33		33				
TRUSTED INFORMATION SYSTEMS	Glenwood	Marylan	1,451		1,451				
			1,451		1,451				
TRW	Rockville	Marylan	93	93					
			93	93					
TRW CORP	Placentia	Califor	126			126			
			126			126			
TRW INC	Dothan	Alabama	922	372			550		
TRW INC	Huntsville	Alabama	23,017	23,017					
TRW INC	Hayward	Califor	29	29					
TRW INC	Lawndale	Califor	105	105					
TRW INC	Los Angeles	Califor	3,892			1,997			1,992
TRW INC	McClellan AFB	Califor	997			997			
TRW INC	Redondo Beach	Califor	718,865	127,010	72,609	511,465			1,992
TRW INC	San Bernardino	Califor	204,833		55	204,833			7,781
TRW INC	San Diego	Califor	41,278	121		41,102			
TRW INC	San Luis Obispo	Califor	4,298	4,298					
TRW INC	Sunnyvale	Califor	4,084			4,064			
TRW INC	Torrance	Califor	8,527		7,899	628			
TRW INC	Colorado Springs	Colorad	827			820			
TRW INC	New London	Conn	3,905		3,905				
TRW INC	Washington	D.C.	367		367				
TRW INC	Patrick AFB	Florida	180-			180-			
TRW INC	Atlanta	Georgia	37	37					
TRW INC	Macon	Georgia	32				32		
TRW INC	Robins AFB	Georgia	1,504			1,504			
TRW INC	Warner Robins	Georgia	6,091			6,091			
TRW INC	Lafayette	Indiana	1,363	1,363					
TRW INC	Andrews AFB	Marylan	2,589			2,589			
TRW INC	Bethesda	Marylan	126		126				
TRW INC	Bedford	Mass	312-			312-			
TRW INC	Boston	Mass	16,617			16,617			
TRW INC	Lexington	Mass	659			659			
TRW INC	Minneapolis	Minneso	115				115		
TRW INC	Offutt AFB	Nebrask	133			133			
TRW INC	Albuquerque	New Mex	45-			45-			
TRW INC	Jamestown	New Yor	3,867	61	1,173		2,633		
TRW INC	Beavercreek	Ohio	500			500			
TRW INC	Cleveland	Ohio	611	32	80-	659			
TRW INC	Dayton	Ohio	4,891	331	62	4,498			
TRW INC	Montgomery	Ohio	100		100				
TRW INC	Wright Patterson A	Ohio	7,384	148		7,384			
TRW INC	Chambersburg	Penn	148						
TRW INC	Danville	Penn	1,236			1,236			
TRW INC	Harrisburg	Penn	103				103		
TRW INC	Philadelphia	Penn	1,284		306		978		

(DOLLARS IN THOUSANDS)

CONTRACTOR	CITY	STATE/ COUNTRY	DOD TOTAL	ARMY	NAVY	AIR FORCE	DLA	OCE	ODA
TRW INC	Hill Air Force Bas	Utah	58,410			58,410			
TRW INC	Ogden	Utah	1,243			1,243			
TRW INC	Alexandria	Virginia	1,254			1,254			
TRW INC	Arlington	Virginia	460		460				
TRW INC	Fairfax	Virginia	41,135	24,104	17,031				
TRW INC	Fairfax Acres	Virginia	262			262			
TRW INC	Falls Church	Virginia	245			245			
TRW INC	McLean	Virginia	26,950		26,950				
TRW INC		KOREA	12,500	12,500					
			1,207,231	193,528	130,963	868,556	4,411		9,773
TRW MICROWAVE INC	Sunnyvale	Califor	1,122		632	373	117		
			1,122		632	373	117		
TRYCK NYMAN & HAYES	Anchorage	Alaska	49	49					
TRYCK NYMAN & HAYES	Aleutian Islands	Alaska	112		112				
			161	49	112				
TS INFOSYSTEMS INC	Eglin Air Force Ba	Florida	198			198			
TS INFOSYSTEMS INC	Lanham	Marylan	205		205				
TS INFOSYSTEMS INC	Oxon Hill	Marylan	49		49				
TS INFOSYSTEMS INC	Powder Mill Villag	Marylan	50		50				
			502		304	198			
TS SERVICE CO	San Antonio	Texas	38			38			
			38			38			
ISE INTERNATIONAL INC	Monterey	Califor	38		38				
			38		38				
TSERONIS OLLIVARRI AIA	Wasnington	D.C.	79		79				
			79		79				
TSG CONSTRUCTION CORP	Washington	D.C.	38		38				
			38		38				
TSI INCORPORATED	Minneapolis-St. Pa	Minneso	47		47				
TSI INCORPORATED	St Paul	Minneso	229		182				
TSI INCORPORATED	Shoreview	Minneso	75		75				
			351		304				
TSUJI HEAVY INDUSTRIES CO LT		JAPAN	458		458				
			458		458				
TSUKAMOTO INDTL TRADING CO		JAPAN	297		297				
			297		297				
TSUKASA SANGYO CO LTD		JAPAN	50		50				
			50		50				
TSURUDA DENKI CO LTD		JAPAN	28		28				
			28		28				

CONTRACTOR	CITY	STATE/ COUNTRY	DOD TOTAL	ARMY	NAVY	AIR FORCE	DLA	OCE	ODA	
										(DOLLARS IN THOUSANDS)
TSUTSUI ALBERT H AIA INC		GUAM	141 141		141 141					
TTG ELECTRIC	Fort Hood	Texas	160 160	160 160						
TTI INC	Fort Worth	Texas	49 49		49 49					
TTL TECHNIQUES	Glenside	Penn	535 535		486 486	49 49				
TU ELECTRIC	Benbrook	Texas	115 115						115 115	
TU ELECTRIC	Grand Prairie	Texas	27 27						27 27	
TUBE ALLOY CORP	Houma	Louisia	721 721	721 721						
TUBE BENDS INCORPORATED	New Britain	Conn	237 237		48 48	122 122	67 67			
TUBE PROCESSING CORP	Indianapolis	Indiana	1,289 1,289	223 223	84 84	884 884	98 98			
TUBE TURNS TECHNOLOGIES INC	Louisville	Kentuck	484		484					
TUBE TURNS TECHNOLOGIES INC	Louisville	Tenness	109 593		109 593					
TUCCI & SONS INC	Fort Lewis	Washing	373 373	373 373						
TUCK ELECTRONICS	New Cumberland	Penn	88 88		88 88					
TUCKER & ASSOCIATES INC	New Orleans	Louisia	4,037 4,037		4,037 4,037					
TUCKER DAVE & ASSOCIATES INC	George AFB	Califor	39			39				
TUCKER DAVE & ASSOCIATES INC	San Bernardino	Califor	244 283			244 283				
TUCKER ELECTRONICS COMPANY	Garland	Texas	35 35							
TUCKER? EQUIPMENT CO INC	Burlington	Iowa	49		49					
TUCKER EQUIPMENT CO INC	Burlington	Mass	82 131		82 131					

(DOLLARS IN THOUSANDS)									
CONTRACTOR	CITY	STATE/ COUNTRY	DOD TOTAL	ARMY	NAVY	AIR FORCE	DLA	OCE	ODA
TUCKER MANUFACTURING COMPANY	Montgomery	Alabama	1,029				1,029		
			1,029				1,029		
TUCS CLEANING SERVICES, INC.	Picatinny Arsenal	New Jer	159	159					
			159	159					
TUCSON ELECTRIC POWER COMPAN	Davis-Monthan AFB	Arizona	4,189			4,189			
TUCSON ELECTRIC POWER COMPAN	Sierra Vista	Arizona	3,914	3,914					
			8,103	3,914		4,189			
TUDOR ENGINEERING COMPANY	Alameda	Califor	114		114				
TUDOR ENGINEERING COMPANY	Louisville	Kentuck	63					63	
			177		114				63
TUEV BAYERN E V		GERMANY	104	104					
			104	104					
TUEV STUTT GART E V		GERMANY	74	74					
			74	74					
TUF CO INDUSTRIES INC	Green Bay	Wiscons	557				557		
			557				557		
TUFTS UNIVERSITY	Boston	Mass	1,181	890		291			
TUFTS UNIVERSITY	Medford	Mass	606	115		284			
			1,787	1,005		207			
TUG HILL CONSTRUCTION INC	Fort Drum	New Yor	931	931					
			931	931					
TULANE UNIVERSITY	New Orleans	Louisia	1,967	670	1,057		240		
			1,967	670	1,057		240		
TULIP CORPORATION	City of Industry	Califor	100	50		50			
TULIP CORPORATION	Milwaukee	Wiscons	65	65					
			165	65		50			
TULL EQUIPMENT & SUPPLY CO	Atlanta	Georgia	70						
			70						
TULLY ELECTRIC SERVICES INC	Portsmouth	N.H.	88						
			88						
TULSA METAL PRODUCTS INC	Catoosa	Oklahom	38-						
			38-						
TULSA MIDWEST CONSTRUCTION C	Tulsa	Oklahom	41						41
			41						41
TULSA POWER PRODUCTS	Tulsa	Oklahom	41						41
			41						41

CONTRACTOR	CITY	STATE/ COUNTRY	DOD TOTAL	ARMY	NAVY	AIR FORCE	DLA	OCE	ODA
TUMBERLIN ASSOC ARCHITECTS	Robins AFB	Georgia	197 197			197 197			
TUMPANE SERVICES CORPORATION	Bridgeport	Califor	165		165				
TUMPANE SERVICES CORPORATION	Camp Pendleton	Califor	290		290				
TUMPANE SERVICES CORPORATION	Point Mugu FMTC	Califor	276		276				
TUMPANE SERVICES CORPORATION	Fort Polk	Louisia	1,480 2,211	1,480 1,480	731				
TUNGSRAM GMBH		GERMANY	31 31	31 31					
TUNGSTONE ENERGY PRODUCTS		UNITED	394 394	394 394					
TUPRAS		TURKEY	9,457 9,457				9,457 9,457		
TURA MACHINE CO	Folcroft	Penn	1,571 1,571	1,529 1,529			42 42		
TURBINE COMPONENTS CORP	Branford	Conn	1,899 1,899		1,522 1,522	377 377			
TURBINE CONTROLS INC	Bloomfield	Conn	33 33			33 33			
TURBINE EAGLE CHARTERS INC	Kirtland AFB	New Mex	154 154			154 154			
TURBINE ENGINE SERVICES CORP	East Granby	Conn	158			158			
TURBINE ENGINE SERVICES CORP	Windsor Locks	Conn	28 186			28 186			
TURBINE GENERATOR MAINTANENC	Eielson AFB	Alaska	167			167			
TURBINE GENERATOR MAINTANENC	San Diego	Califor	30 197		30 30	167			
TURBO MECHANICAL	Elmendorf AFB	Alaska	42 42			42 42			
TURBO PRODUCTS INTERNATIONAL	Ivoryton	Conn	7,199 7,199	6,832 6,832		367 367			
TURBOCHROME LTD		ICELAND	121 121		121 121				
TURBOMOTIVE INC	Hamden	Conn	59 59	59 59					
TURCO DISPOSAL INC	Yuma Proving Groun	Arizona	85 85	85 85					

CONTRACTOR	CITY	STATE/ COUNTRY	DOD TOTAL	ARMY	NAVY	AIR FORCE	DLA	OCE	ODA
TURCO PUREX INDUSTRIAL CORP	Carson	Califor	141 141				141 141		
TURF PRO LANDSCAPE MAINTEN	Port Hueneme	Califor	68		68				
TURF PRO LANDSCAPE MAINTEN	Port Hueneme Naval	Califor	114 182		114 182				
TURF SPCLIST OF NTHRN VRGINI	Washington	D.C.	469		469				
TURF SPCLIST OF NTHRN VRGINI	Indian Head	Marylan	347 816		347 816				
TURKEY MOD		TURKEY	424 424	424 424					
TURKISH NAVAL SHIPYARD		TURKEY	803 803		803 803				
TURN KEY CONTRACTORS	John H. Kerr Dam	Virgini	315 315					315 315	
TURN-MATIC INC	Mount Clemens	Michiga	173 173	173 173					
TURNBULL ENTERPRISES INC	San Diego	Califor	50		50				
TURNBULL ENTERPRISES INC	Baltimore	Marylan	779		430		349		
TURNBULL ENTERPRISES INC	Lansdowne-Baltimore	Marylan	109		109				
TURNBULL ENTERPRISES INC	Linhigh	Marylan	25		25				
TURNBULL ENTERPRISES INC	Gulfport	Miss	433		349		84		
			1,396		963		433		
TURNER ASSOCIATES CONSULTANT	Incline Village-Cr	Nevada	102 102		102 102				
TURNER BROADCASTING SYSTEM	Culver City	Califor	116						116
TURNER BROADCASTING SYSTEM	Los Angeles	Califor	600		600				
TURNER BROADCASTING SYSTEM	Lucas Valley-Marin	Califor	62 778		62 662				116
TURNER CRANE SERVICE INC	Edwards AFB	Califor	35 35				35 35		
TURNER DAIRIES INC	Covington	Tenness	81 81		81 81				
TURNER DISPOSAL	George AFB	Califor	95 95				95 95		
TURNER ENGINEERING COMPANY I	Nashville	Tenness	84 84						84 84
TURNER ENGINEERING INC	Stevensville	Montana	4,383 4,383	4,388 4,388					

CONTRACTOR	CITY	STATE/ COUNTRY	DOD TOTAL	ARMY	NAVY	AIR FORCE	DLA	OCE	ODA
TURNER EUGENE GENERAL CONTR	Anniston	Alabama	110	110					
			110	110					
TURNER INTERNATIONAL INDS	Guantanamo	CUBA	8,693	113-	8,693				
TURNER INTERNATIONAL INDS		EGYPT	113-	113-					
			8,580		8,693				
TURNER MARY	Los Angeles	Califor	39						39
			39						39
TURNER PROGRAM SERVICES INC	Atlanta	Georgia	100						
			100						
TURNER TECHNICAL SERVICE	Camp Lejeune	N Carol	162		162				
			162		162				
TURNER TELECO	Fort Polk	Louisia	31	31					
TURNER TELECO	Shreveport	Louisia	55						55
			86	31					55
TURNER WILLIE MASONRY CON	Louisiana	Louisia	1,113	1,113					
			1,113	1,113					
TURNER COLLIE & BRADEN INC	San Antonio	Texas	45	45					
			45	45					
TURNERS DAIRIES TENNESSEE	Fort Campbell	Kentuck	125	125					
TURNERS DAIRIES TENNESSEE	Fulton	Kentuck	87	87					
			212	212					
TURNKEY BUILDERS OVERSEAS IN		SOMALIA	409		409				
			409		409				
TURNMASTERS INC	Kenosha	Wiscons	153	63	90				
			153	63	90				
TURPIN & RATTAN ENGINEERING	San Diego	Califor	532		532				
			532		532				
TURPIN WACHTER & ASSOCIATES	Baltimore	Marylan	27	27					
TURPIN WACHTER & ASSOCIATES	Philadelphia	Penn	42		42				
			69	27					
TURPIT AND PARTNERS ARCHITE	San Diego	Califor	197		197				
			197		197				
TURTLE MOUNTAIN MFG COMPANY	Belcourt	N Dakot	27,284	25,086	2,138		60		
			27,284	25,086	2,138		60		
TUSCALOOSA COUNTY OF	Tuscaloosa	Alabama	38						38
			38						38

		(DOLLARS IN THOUSANDS)							
CONTRACTOR	CITY	STATE/ COUNTRY	DOD TOTAL	ARMY	NAVY	AIR FORCE	DLA	OCE	ODA
TUSKEGEE UNIVERSITY	Tuskegee	Alabama	806	299	446	61			
TUSKEGEE UNIVERSITY	Panama City	Florida	50		50				
			856	299	496	61			
TUSTIN ELECTRONICS CO	Anaheim	Califor	60			60			
			60			60			
TUTHILL CORP	Cleveland	Ohio	44	44					
			44	44					
TUTOR-SALIBA CORPORATION	Alameda	Califor	44		44				
			44		44				
TUXCO CORP	Gurnee	Illinois	940	840			100		
			940	840			100		
TVI CORPORATION	Beltsville	Marylan	2,524	1,141	1,383				
			2,524	1,141	1,383				
TW COMMUNICATION CORP	Farmingdale	New Yor	126				126		
			126				126		
TWAY R R	Golden Meadow	Louisia	427					427	
			427					427	
TWEHOUS EXCAVATING CO INC	Tulsa	Oklahom	50					50	
			50					50	
TWENTETH CENTURY-FOX FILM CO	Beverly Hills	Califor	1,044		849				195
			1,044		849				195
TWIGG CORPORATION	Martinsville	Indiana	2,811	74		2,737			
			2,811	74		2,737			
TWIN BRIDGES MARRIOT HOTEL	Arlington	Virgini	30	30					
			30	30					
TWIN CITY MOLD ENGINEERING I	Waconia	Minneso	222	138			84		
			222	138			84		
TWIN CITY TESTING CORPORATIO S	Paul	Minneso	161					161	
			161					161	
TWIN DISC INCORPORATED	Racine	Wiscons	581	443			138		
			581	443			138		
TWIN L CONSTRUCTION INC	Biloxi	Miss	125			125			
			125			125			
TWIN RIVERS CONST INC	New Madrid	Missour	327					327	
			327					327	

CONTRACTOR	CITY	STATE/ COUNTRY	DOD TOTAL	ARMY	NAVY	AIR FORCE	DLA	OCE	ODA
TWIN STATES MACHINE TOOL CO	Moline	Illinois	27	27					
TWIN TOWN LEASING CO INC	Fort Lauderdale	Florida	157		115	42			
TWINBROOK CONSTR CO INC	Wilcox	Penn	31		115	42			31
TWO BROTHERS CONSTR CO	Rockville	Marylan	31	31					31
TWO BROTHERS CONSTR CO	Anne Arundel	Marylan	82		82				
TWO BROTHERS CONSTR CO			113	31					
TWO BROTHERS MAINT SERV INC		JAPAN	46		46				
TWO BROTHERS MAINT SERV INC		PHILIPP	43		43				
TWO STAR CONSTRUCTION INC	Fort Worth	Texas	89		89				
TWO STAR CONSTRUCTION INC			43			43			
TWO STAR CONSTRUCTION INC			43			43			
TYBRIN CORPORATION	Eglin Air Force Ba	Florida	1,046			1,046			
TYBRIN CORPORATION	Fort Walton Beach	Florida	365			365			
TYBRIN CORPORATION			1,411			1,411			
TYCHO TECHNOLOGY INC	Boulder	Colorad	300		300				
TYCHO TECHNOLOGY INC	Longmont	Colorad	435	435					
TYCHO TECHNOLOGY INC			735	435	300				
TYCZKA GMBH & CO		GERMANY	26	26					
TYCZKA GMBH & CO			26	26					
TYEE AIRCRAFT INC	Everett	Washing	346	318				28	
TYEE AIRCRAFT INC			346	318				28	
TYGER CONSTRUCTION COMPANY I	Kings Bay	Georgia	183		183				
TYGER CONSTRUCTION COMPANY I			183		183				
TYL'NE INC	Sacramento	Califor	394	394					
TYLANE INC	Grissom AFB	Indiana	1,445			1,445			
TYLANE INC			1,839	394		1,445			
TYLER CONSTRUCTION COMPANY I	Fort Jackson	S Carol	284	284					
TYLER CONSTRUCTION COMPANY I			284	284					
TYLER CONSTRUCTION INC	Tracy	Califor	32						32
TYLER CONSTRUCTION INC			32						32
TYLER REFRIGERATION CORP	DEL Niles	Michiga	48						48
TYLER REFRIGERATION CORP	DEL Waxahachie	Texas	875		615	58			202
TYLER REFRIGERATION CORP			923		615	58			250

CONTRACTOR	CITY	STATE/ COUNTRY	DOD TOTAL	ARMY	NAVY	AIR FORCE	DLA	OCE	ODA
TYLUS SYSTEMS INCORPORATED	Columbia	Marylan	122 122			122 122			
TYMCO INC	Waco	Texas	2,661 2,661				2,661 2,661		
TYMNET INC	Atlanta	Georgia	46 46					46 46	
TYNES SEAMAN & WHITESIDE	Fort Benning	Georgia	85	85					
TYNES SEAMAN & WHITESIDE	Robins AFB	Georgia	60 145	60 145					
TYROLIT CO INC	New York	New Yor	95	56	39				
TYROLIT CO INC	West Babylon	New Yor	26 121	26 56	39		26 26		
TYSON FENCE CO	Fort Indiantown	Ga Penn	53 53	53 53					
TYSON FOODS INC	Russellville	Arkansa	3,719				3,719		
TYSON FOODS INC	Springdale	Arkansa	1,305 5,024				1,305 5,024		
TYTON SEAL		CANADA	250 250		250 250				
U A ANDERSON CONST CO	Seaside	Califor	30 30	30 30					
U B CORP	Tampa	Florida	2,128 2,128	291 291	268 268	111 111	1,458 1,458		
U E SYSTEMS INC	Elmsford	New Yor	47 47		47 47				
U E TECHNOLOGIES LTD	Churubusco	Indiana	266 266			266 266			
U F A INCORPORATED	Newton	Mass	325 325			325 325			
U I C CONSTRUCTION INC	Adak Station	Alaska	3,198		3,198				
U I C CONSTRUCTION INC	Fort Wainwright	Alaska	2,348 5,546	2,348 2,348					
U I C INC	Plainfield	New Jer	115 115	66 66				49 49	
U I S INC	Fairfield	Illinoi	350	350					39
U I S INC	Fairfield	Illinoi	39 389	350 350					39 39

(DOLLARS IN THOUSANDS)

CONTRACTOR	CITY	STATE/ COUNTRY	DOD TOTAL	ARMY	NAVY	AIR FORCE	DLA	OCF	ODA
U OF CALIFORNIA	Santa Barbara	Califor	110		110				
			110		110				
U OF MARYLAND GRAD SCHOOL	Washington	D.C.	110		110				
			110		110				
U P C O A	Peabody	Mass	45	45					
			45	45					
U P D INCORPORATED	Torrance	Califor	71				71		
U P D INCORPORATED	Fairfield	Conn	31-				31-		
U P D INCORPORATED	St. Paul	Minneso	139				139		
U P D INCORPORATED	Northvale	New Jer	37				37		
U P D INCORPORATED	Spring House	Penn	32				32		
U P D INCORPORATED	Warminster	Penn	271				271		
U P D INCORPORATED	Houston	Texas	59				59		
U P D INCORPORATED	Plano	Texas	139			104	35		
			717			104	613		
U P OIL CO INC	Hancock	Michiga	94				94		
			94				94		
U RENT INC	Langhorne	Penn	41		41				
			41		41				
U S A CONSTR INC BEAUFORT	Parris Island	MCRD S Carol	53		53				
			53		53				
U S ALTERNATE ENERGY CORP	Camp Pendleton	Califor	87		87				
			87		87				
U S AMADA LTD	Buena Park	Califor	1,044		1,044				
			1,044		1,044				
U S ASSOCIATES	De Land	Florida	68			68			
			68			68			
U S AXLE INC	Pottstown	Penn	73		73				
			73		73				
U S B I CO	Huntsville	Alabama	3,730		130	3,600			
			3,730		130	3,600			
U S CLINICAL PRODUCTS INC	Richardson	Texas	32					32	
			32					32	
U S COMPOSITES CORP	Troy	New Yor	561		561				
			561		561				
U S CONNECTOR & ORDNANCE INC	Austin	Texas	91						91
			91						91

(DOLLARS IN THOUSANDS)

CONTRACTOR	CITY	STATE/ COUNTRY	DOD TOTAL	ARMY	NAVY	AIR FORCE	DLA	OCE	ODA
U S COST INCORPORATED	Atlanta	Georgia	136	136					
U S COST INCORPORATED	Galveston	Texas	49		49				
U S COST INCORPORATED		ISRAEL	60		60				
			245	136	109				
U S CRYOGENICS INC	Corona	Califor	38		38				
			38		38				
U S D CORP	Irvine	Califor	143		143		90		
U S D CORP	Santa Ana	Califor	382	236	56		90		
			525	236	199				
U S D GROUP INCORPORATED	Fort Polk	Louisia	379	379		143			
U S D GROUP INCORPORATED	Cannon AFB	New Mex	143						
U S D GROUP INCORPORATED	Fort Sill	Oklahom	40	40					
U S D GROUP INCORPORATED	Fort Bliss	Texas	7	7					
U S D GROUP INCORPORATED	Fort Hood	Texas	347	347					
U S D GROUP INCORPORATED	Fort Hood	Texas	510	510					
U S D GROUP INCORPORATED	San Antonio	Texas	1,426	1,283	376	143			
			1,426	1,283	376	143			
U S DEPARTMENT OF COMMERCE	Boulder	Colorad	1,125		915	210			
U S DEPARTMENT OF COMMERCE	Washington	D.C.	2,980		2,980				
U S DEPARTMENT OF COMMERCE	Gaithersburg	Marylan	1,588		1,588				
U S DEPARTMENT OF COMMERCE	Rockville	Marylan	1,523		1,523				
U S DEPARTMENT OF COMMERCE	Bay St. Louis	Miss	35		35				
U S DEPARTMENT OF COMMERCE	Seattle	Washing	696		376	210		320	320
			6,947		6,417	210		62	62
U S DEPT AGRICULTURE GRAD SC	Washington	D.C.	62						
			62						
U S DESIGN CORPORATION	Lanham	Marylan	28		28				
			28		28				
U S DYNAMICS CORP	Amityville	New Yor	2,708		335	2,373			
			2,708		335	2,373			
U S EAGLE INC	Alameda NAS	Califor	113		113				
U S EAGLE INC	Long Beach	Califor	574		574				
U S EAGLE INC	McClellan AFB	Califor	493			493			
U S EAGLE INC	Vallejo	Califor	977		977				
U S EAGLE INC	Hill Air Force Bas	Utah	911			911			
			3,068		1,664	1,404			
U S ECOLOGY INC (CA)	Hawaii	Hawaii	174				174		
U S ECOLOGY INC (CA)	Richland	Washing	48		48				
			222				174		
U S EQUIPMENT CO INC	Los Angeles	Califor	38			38			
			38			38			


CONTRACTOR	CITY	STATE/ COUNTRY	DOD TOTAL	ARMY	NAVY	DOLLARS IN THOUSANDS			DLA	OCE	ODA
						AIR FORCE					
U S FLAG & SIGNAL CO INC	Virginia Beach	Virgini	227 227						227 227		
U S FLOORS INC	Camp Pendleton	Califor	125		125						
U S FLOORS INC	Aurora	Colorad	80	80							
U S FLOORS INC	Schofield Barracks	Hawaii	616	616							
U S FLOORS INC	Wright Patterson A	Ohio	60- 761	696	125	60- 60-					
U S FURNITURE INDUSTRIES INC	High Point	N Carol	456		370	86					
U S FURNITURE INDUSTRIES INC	Thomasville	N Carol	28		28						
U S FURNITURE INDUSTRIES INC	Philadelphia	Penn	55					55			
U S FURNITURE INDUSTRIES INC	Philadelphia	Penn	539		398	86		55			
U S GEOLOGICAL SURVEY	Louisville	Kentuck	213 213						213 213		
U S GOVERNMENT PRINTING OFF	Washington	D.C.	791	433	244						114
U S GOVERNMENT PRINTING OFF	Fort Knox	Kentuck	61	61							30
U S GOVERNMENT PRINTING OFF	Arlington	Virgini	30								144
U S GOVERNMENT PRINTING OFF	Arlington	Virgini	882	494	244						
U S GRAPHITE INC	Saginaw	Michiga	78 78		78						
U S GRAPHITE INC	Saginaw	Michiga	78		78						
U S HARDWARE SUPPLY INC	Winter Park	Florida	508 508	466 466					42 42		
U S INDUSTRIAL TL SUP COMPAN	Plymouth	Michiga	31 31							31 31	
U S LYNX	Upland	Califor	34 34		34 34						
U S MACHINERY CO	Sacramento	Califor	87 87		87 87						
U S METAL CONTAINER CO INC	Miami	Oklahom	583 583						583 583		
U S NAVAL INSTITUTE	Annapolis	Marylan	186 186		186 186						
U S OIL & REFINING CO	Tacoma	Washing	7,792 7,792						7,792 7,792		
U S OIL CO INC	Combined Locks	Wiscons	1,803 1,803						1,803 1,803		
U S PIONEER INC	Tulsa	Oklahom	273 273		214 214				59 59		

(DOLLARS IN THOUSANDS)

CONTRACTOR	CITY	STATE/ COUNTRY	DOD TOTAL	ARMY	NAVY	AIR FORCE	DLA	OCE	ODA
U S ROOFING CO	Rickenbacker AFB	Ohio	76	76					
U S ROOFING INC	Camp Pendleton	Califor	3,096		3,096	2,058			
U S ROOFING INC	Nellis AFB	Nevada	2,058		3,096	2,058			
			5,154						
U S SEALCOATING INC	Jacksonville	Florida	276	245	276				
U S SEALCOATING INC	Fort Benning	Georgia	245	77					
U S SEALCOATING INC	Fort Knox	Kentuck	77	322					
			598						
U S SEATING CO INC	Topton	Penn	43-	43-					
			43-						
U S SPRINT COMMUNICATIONS CO	Sierra Vista	Arizona	131	131					
U S SPRINT COMMUNICATIONS CO	Aberdeen Prov Grnd	Marylan	388	388					
U S SPRINT COMMUNICATIONS CO	Picatunny Arsenal	New Jer	388	388					
U S SPRINT COMMUNICATIONS CO	Newport News	Virgini	176	176					
U S SPRINT COMMUNICATIONS CO	Vienna	Virgini	576						576
U S SPRINT COMMUNICATIONS CO	Winchester	Virgini	51	51					576
			1,710	1,134					
U S TECHNOLOGY CORP	Danielson	Conn	467			467			
			467						
U S TURBINE CORP	El Cajon	Califor	25				25		
			25				25		
U S WAX INC	Trenton	New Jer	33				33		
			33				33		
U S WEST INC	Rockville	Marylan	167	34		133			
			167	34		133			
U S WEST INFORMATION SYSTEMS	Mather AFB	Califor	159			159			
U S WEST INFORMATION SYSTEMS	Mountain Home AFB	Idaho	80			80			
U S WEST INFORMATION SYSTEMS	Granite City	Illinoi	160						
U S WEST INFORMATION SYSTEMS	Catonville	Marylan	210	160		210			
U S WEST INFORMATION SYSTEMS	Rockville	Marylan	672			636			36
U S WEST INFORMATION SYSTEMS	Fort Peck	Montana	34						34
U S WEST INFORMATION SYSTEMS	Malmstrom AFB	Montana	35						
U S WEST INFORMATION SYSTEMS	Riverdale	N Dakot	34			35			
U S WEST INFORMATION SYSTEMS	Tulsa	Oklahom	32						34
U S WEST INFORMATION SYSTEMS	Chamberlain	S Dakot	34						32
U S WEST INFORMATION SYSTEMS	Pickstown	S Dakot	34						34
U S WEST INFORMATION SYSTEMS	Pierre	S Dakot	34						34
U S WEST INFORMATION SYSTEMS	Yankton	S Dakot	70						70
U S WEST INFORMATION SYSTEMS	Seattle	Washing	600						600
U S WEST INFORMATION SYSTEMS	Vancouver	Washing	55	55					
			2,243	215		1,120			908

		(DOLLARS IN THOUSANDS)							
CONTRACTOR	CITY	STATE/ COUNTRY	DOD TOTAL	ARMY	NAVY	AIR FORCE	DLA	OCE	ODA
U S WIRE ROPE SUPPLY INC	Madison Heights	Michigan	56				56		
			56				56		
U S X	Bladensburg	Marylan	90		90				
U S X	Herndon	Virgini	116		116				
			206		206				
U T L CORPORATION	Sunnyvale	Califor	153	153					
U T L CORPORATION	Dallas	Texas	7,772	7,772					
			7,925	7,925					
U W D MFG INC	Tacoma	Washing	30				30		
			30				30		
U X B INTERNATIONAL INC	Fallon	Nevada	1,218		1,218				
			1,218		1,218				
U-HAUL CO OF SOUTHERN GA	Columbus	Georgia	41	41					
			41	41					
U.A. ARCH ASSOC & FROST & LU McClellan AFB	Califor	Califor	183			183			
			183			183			
U.S. GENERAL, INC	Yuma	Arizona	852	852					
U.S. GENERAL, INC	Beale AFB	Califor	594	594					
U.S. GENERAL, INC	Fairfield	Califor	736		736				
U.S. GENERAL, INC	San Miguel	Califor	2,017	2,017					
			4,199	3,463	736				
U.S. WEST COMMUNICATIONS	Kirtland AFB	New Mex	247			247			
			247			247			
UCCEL	San Bernardino	Califor							
UCCEL CORPORATION	Dallas	Texas	84						84
UCCEL CORPORATION	McLean	Virgini	218	218					
UCCEL CORPORATION	Quantico Marine Co	Virgini	104		104				
			406	218	104				
UEBERLANDWERK RHOEN GMBH		GERMANY	537	537					
			537	537					
UELAND JUNKER ARCHITCTS PLNN Atlantic City	New Jer	New Jer	131						
			131						
UFFNER TEXTILE CORP	Miami	Florida	72						
			72						
UFI	Morro Bay	Califor	49						
			49						





DOD PRIME CONTRACT AWARDS OVER \$25,000 BY CONTRACTOR, STATE AND CITY FY 1988 (OCT - SEP)

ST:9

(DOLLARS IN THOUSANDS)

CONTRACTOR	CITY	STATE/ COUNTRY	DOD TOTAL	ARMY	NAVY	AIR FORCE	DLA	OCE	ODA
UGAKI & ASSOCIATES	Boise	Idaho	75	75		97			
UGAKI & ASSOCIATES	Mountain Home AFB	Idaho	97			97			
			172	75					
UK MINISTRY OF DEFENSE		GERMANY	131	131					
			131	131					
UK MOD REGIONAL MARKETING DE		UNITED	1,842		1,842				
			1,842		1,842				
UK SDIPO MINISTRY OF DEFENCE		UNITED	196		196				
			196		196				
ULMER N H COMPANY INC THE	Davis-Monthan AFB	Arizona	770			770			
			770			770			
ULTI-MED INTERNATIONAL INC	Schaumburg	Illinois	194	194					
			194	194					
ULTIMATE PRECISION INC	Madison Heights	Michiga	432	432					
			432	432					
ULTRA CARBON CORPORATION	Bay City	Michiga	542				542		542
			542				542		542
ULTRA LASERTECH INC		CANADA	25	25					
			25	25					
ULTRA TECHNOLOGY CORPORATION	Oakland	Califor	510		510				
			510		510				
ULTRA-KOOL	Gilbertsville	Penn	100	100					
			100	100					
ULTRAMET	Los Angeles	Califor	819	125	250	444			
			819	125	250	444			
ULTRASEAL INTERNATIONAL INC	Cherry Hill	New Jer	105				105		105
			105				105		105
ULTRASYSIEMS INCORPORATED	Sierra Vista	Arizona	963	963					
ULTRASYSIEMS INCORPORATED	El Segundo	Califor	24,820			24,820			
ULTRASYSIEMS INCORPORATED	El Toro	Califor	41		41				
ULTRASYSIEMS INCORPORATED	Irvine	Califor	128		50	78			
ULTRASYSIEMS INCORPORATED	San Diego	Califor	29-		29-				
ULTRASYSIEMS INCORPORATED	Hill Air Force Bas	Utah	38			38			
			25,961	963	62	24,936			
ULTRASYSIEMS WESTERN CONSTRS	Irvine	Califor	2,923	717	1,865	341			
			2,923	717	1,865	341			

(DOLLARS IN THOUSANDS)									
CONTRACTOR	CITY	STATE/ COUNTRY	DOD TOTAL	ARMY	NAVY	AIR FORCE	DLA	OCE	ODA
ULTREX CORPORATION	Moffett Field NAS	Califor	84 84		84 84				
ULYSSES INC	Farmingdale	New Jer	89 89	52 52	37 37				
UMC ELECTRONICS CO DEL	New Haven	Conn	50	50	1,547	12,803			
UMC ELECTRONICS CO DEL	North Haven	Conn	18,759 18,809	4,409 4,459	1,547 1,547	12,803 12,803			
UMPCO INC	Garden Grove	Califor	233 233				233 233		
UNAFLEX RUBBER CORP	Fort Lauderdale	Florida	397 397				397 397		
UNARCO INDUSTRIES INC	Stockton	Califor	1,006		1,006		51		
UNARCO INDUSTRIES INC	Peoria	Illinol	51						
UNARCO INDUSTRIES INC	Rockville	Marylan	102 1,159	28 28	74 1,080		51		
UNATECH MANUFACTURING & SALE	Burbank	Califor	59 59			59 59			
UNCLE BENS INC	Houston	Texas	193				193		
UNCLE BENS INC	Norfolk	Virgini	732 925				732 925		
UNDERGROUND SYSTEMS INC	Armonk	New Yor	65 65						65 65
UNDERSEA MEDICAL SOCIETY INC	Bethesda	Marylan	25 25		25 25				
UNDERSEA RESEARCH & DEV CO	Norfolk	Virgini	34 34		34 34				
UNDERSEA SYSTEMS INC	Point Pleasant Bay Shore	New Jer New Yor	265 530	265 265				265 265	
UNDERWATER CONSTRUCTION INC	Kodiak Island	Alaska	476-	476-				60	
UNDERWATER CONSTRUCTION INC	Nome	Alaska	60 416-	476- 476-				60 60	
UNDERWATER DEV TECHNOLOGY	Panama City	Florida	78 78		78 78				
UNDERWOOD CONSTRUCTION CO	Jamesstown	Califor	93 93					93 93	

(DOLLARS IN THOUSANDS)

CONTRACTOR	CITY	STATE/ COUNTRY	DOD TOTAL	ARMY	NAVY	AIR FORCE	DLA	OCE	ODA
UNDERWOOD INDUSTRIES INC	Anniston Army Depo	Alabama	153				153		
UNDERWOOD INDUSTRIES INC	Texas	Arkansa	28				28		
UNDERWOOD INDUSTRIES INC	Camp Blanding	Florida	137				137		
UNDERWOOD INDUSTRIES INC	Jacksonville	Florida	1,865				1,865		
UNDERWOOD INDUSTRIES INC	Key West	Florida	33				33		
UNDERWOOD INDUSTRIES INC	North Miami	Florida	39				39		
UNDERWOOD INDUSTRIES INC	Tampa	Florida	35				35		
UNDERWOOD INDUSTRIES INC	Fort Campbell	Kentuck	251				251		
UNDERWOOD INDUSTRIES INC	Fort Knox	Kentuck	42				42		
UNDERWOOD INDUSTRIES INC	Louisville	Kentuck	130				130		
UNDERWOOD INDUSTRIES INC	Bossier City	Louisia	124				124		
UNDERWOOD INDUSTRIES INC	Fort Polk	Louisia	101				101		
UNDERWOOD INDUSTRIES INC	Louisiana AAP	Louisia	349				349		
UNDERWOOD INDUSTRIES INC	Minden	Louisia	150				150		
UNDERWOOD INDUSTRIES INC	Arnold AFS	Tenness	59				59		
UNDERWOOD INDUSTRIES INC	Chatanooga	Tenness	59				59		
UNDERWOOD INDUSTRIES INC	Abilene	Texas	33				33		
UNDERWOOD INDUSTRIES INC	Fort Hood	Texas	38				38		
UNDERWOOD INDUSTRIES INC	Fort Worth	Texas	26				26		
UNDERWOOD INDUSTRIES INC	Karnack	Texas	50				50		
UNDERWOOD INDUSTRIES INC	Laughlin AFB	Texas	48				48		
UNDERWOOD INDUSTRIES INC	Randolph AFB	Texas	96				96		
UNDERWOOD INDUSTRIES INC	Red River Army Dep	Texas	406				406		
UNDERWOOD INDUSTRIES INC	San Antonio	Texas	905				905		
UNDERWOOD INDUSTRIES INC	Texas	Texas	131				131		
UNDERWOOD INDUSTRIES INC	Texas	Texas	220				220		
UNDERWOOD INDUSTRIES INC	Roosevelt Roads Na	PUERTO	5,508				5,508		
UNGER & BECK DIENSTLEISTUNGS		GERMANY	35	35					
UNGER DEAN F AIA INC	Fairfield	Califor	71			71			
UNGER DEAN F AIA INC	Lemoore	Califor	76		76				
UNGER DEAN F AIA INC	Stockton	Califor	474		474				
UNGER DEAN F AIA INC			621		550				
UNGERMANN BASS INC	Alameda	Califor	65		65				
UNGERMANN BASS INC	Los Angeles Air Fo	Califor	44			44			
UNGERMANN BASS INC	Magalia	Califor	354		354				
UNGERMANN BASS INC	San Diego	Califor	118		118				
UNGERMANN BASS INC	San Jose	Califor	42		42				
UNGERMANN BASS INC	Santa Clara	Califor	202		46	156			
UNGERMANN BASS INC	New London Naval U	Conn	40		40				
UNGERMANN BASS INC	Jacksonville	Florida	365		365				
UNGERMANN BASS INC	Bedford	Mass	91		41				
UNGERMANN BASS INC	L. G. Hanscom AFB	Mass	31			50			
UNGERMANN BASS INC	Rome	New Yor	51			31			
UNGERMANN BASS INC	Portland	Oregon	85			51			85
UNGERMANN BASS INC	Naval Underwater S	Rhode I	289		289				
UNGERMANN BASS INC	Norfolk	Virgini	1,258		1,258				
UNGERMANN BASS INC	Reston	Virgini	62						62

DOD PRIME (CONTRACT AWARDS OVER \$25,000 BY CONTRACTOR, STATE AND CITY FY 1988 (OCT - SEP)  
(DOLLARS IN THOUSANDS)

ST19

CONTRACTOR	CITY	STATE/ COUNTRY	DOD TOTAL	ARMY	NAVY	AIR FORCE	DLA	OCE	ODA
UNGERMANN BASS INC	Vienna	Virgini	1,046		988				58
UNGERMANN BASS INC	Bellevue	Washing	163		3,606	332		163	120
			4,306					248	
UNHOLTZ-DICKIE CORPORATION	Wallingford	Conn	1,222	244	922	56			
UNHOLTZ-DICKIE CORPORATION	Aberdeen Prov Grnd	Marylan	154	154					
			1,376	398	922	56			
UNI BOND BRAKE INC	Ferndale	Michiga	339				339		
			339				339		
UNI FIELD ENTERPRISES INC		PHILIPP	33		33				
			33		33				
UNI-COLL CORP	Philadelphia	Penn	68						
			68						
UNI-COPY CORPORATION	Fort Hood	Texas	113	113					
			113	113					
UNI-GRIP INC	Upper Sandusky	Ohio	27	27					
			27	27					
UNIBRIDGE SYSTEMS INC	Knowles	Oklahom	42				42		
			42				42		
UNICEL CORPORATION	Escondido	Califor	67			67			
			67			67			
UNICO INC	San Antonio	Texas	47			47			
			47			47			
UNICOM SYSTEMS INC DEL	Webster	New Yor	2,088			2,088			
			2,088			2,088			
UNICON GROUP LTD	Washington	D.C.	137	137	58				
UNICON GROUP LTD	St. Louis	Missour	58	137	58				
			195						
UNICOOP		ITALY	38						
			38						
UNICOOP SERVIZI LIVORNO		ITALY	66	66					
			66	66					
UNICOR FED PRISON INDUSTRIES	Miami	Florida	75	75					
			75	75					
UNICOR FPI METAL	Washington	D.C.	46		46				
			46		46				

		(DOLLARS IN THOUSANDS)							
CONTRACTOR	CITY	STATE/ COUNTRY	DOD TOTAL	ARMY	NAVY	AIR FORCE	DLA	OCE	ODA
UNICORN SERVICES	Edwards AFB	Califor	148			148			
UNICORN SERVICES	Port Hueneme	Califor	63	197	63				
UNICORN SERVICES	Honolulu	Hawaii	408	197	63	148			
UNIDYNAMICS CORPORATION	Phoenix	Arizona	812	30	38	744	140		
UNIDYNAMICS CORPORATION	Jacksonville	Florida	292			152			
UNIDYNAMICS CORPORATION	Ferguson	Missour	2,129		2,129				
UNIDYNAMICS CORPORATION	St. Louis	Missour	7,209		7,175		34		
			10,442	30	9,342	896	174		
UNIDYNE CORPORATION	San Diego	Califor	129		129				
UNIDYNE CORPORATION	Griffin	Conn	973		973				
UNIDYNE CORPORATION	New London	Conn	245		245				
UNIDYNE CORPORATION	Niantic	Conn	176		176				
UNIDYNE CORPORATION	Honolulu	Hawaii	25		25				
UNIDYNE CORPORATION	Newport	Rhode I	76		76				
UNIDYNE CORPORATION	Norfolk	Virgini	7,733		7,733				
			9,357		9,357				
UNIFAB CORP	Kalamazoo	Michiga	33	33					
UNIFIED AIRCRAFT SERVICE INC	Charleston	Army De S Carol	846	846					
			846	846					
UNIFIED INDUSTRIES INC	Philadelphia	Penn	418-		418-				
UNIFIED INDUSTRIES INC	Springfield	Virgini	13,060	241	12,819				
			12,642	241	12,401				
UNIFIED SERVICE INC	Cape Canaveral	AFS Florida	1,099			1,099			
			1,099			1,099			
UNIFIRST CORPORATION	Pleasanton	Califor	260		260				
UNIFIRST CORPORATION	Honolulu	Hawaii	111		111				
UNIFIRST CORPORATION	Springfield	Mass	471		471				
UNIFIRST CORPORATION	Charleston	S Carol	598		598				
			1,440		1,440				
UNIFLO CONVEYOR, INC	Alameda	NAS Califor	242		242				
UNIFLO CONVEYOR, INC	Wichita	Kansas	27		27				
			269		269				
UNIFORMX INC	Redstone Arsenal	Alabama	100	100					
			100	100					
UNIJAX	Jacksonville	Florida	58		58				
			58		58				
UNIJAX INC	Philadelphia	Penn	37						37
			37						37

(DOLLARS IN THOUSANDS)

CONTRACTOR	CITY	STATE/ COUNTRY	DOD TOTAL	ARMY	NAVY	AIR FORCE	DLA	OCE	ODA
UNIMAC COMPANY INC	Marianna	Florida	195		195				
			195						
UNIMACH MANUFACTURING	Butler	Penn	29		29				
			29						
UNIMARE		ITALY	542		542				
			542						
UNIMAX CORPORATION (DEL)	Wallingford	Conn	81		30	51			
JNIMAX CORPORATION (DEL)	Mount Vernon	New Yor	376		117		259		
UNIMAX CORPORATION (DEL)	Mount Vernon	New Yor	461		332	98	31		
			918		479	149	290		
UNIMED HOSPITAL SUPPLY CORP	Del Rio	Texas	53				53		
			53				53		
UNIMIN CORPORATION	Oregon	Illinois	97	97					
			97	97					
UNION AIRCRAFT CO INC	Burbank	Califor	53			53			
			53			53			
UNION BOILER WORKS INC	Frederick	Marylan	55	55					
			55	55					
UNION CARBIDE CORPORATION	Theodore	Alabama	2,304			2,304			
UNION CARBIDE CORPORATION	Hayward	Califor	105			105			
UNION CARBIDE CORPORATION	Los Angeles	Califor	3,129			3,129			
UNION CARBIDE CORPORATION	Pittsburg	Califor	95			95			
UNION CARBIDE CORPORATION	San Ramon	Califor	56		56				
UNION CARBIDE CORPORATION	Torrance	Califor	93			93			
UNION CARBIDE CORPORATION	Loveland	Colorad	666			666			
UNION CARBIDE CORPORATION	Danbury	Conn	2,622			993	1,629		
UNION CARBIDE CORPORATION	Mims	Florida	1,154			1,154			
UNION CARBIDE CORPORATION	Chicago	Illinois	103			103			
UNION CARBIDE CORPORATION	Indianapolis	Indiana	2,402		28	2,374			
UNION CARBIDE CORPORATION	Curtis Bay	Marylan	10			10			
UNION CARBIDE CORPORATION	Kansas City	Missour	91				91		
UNION CARBIDE CORPORATION	Maryville	Missour	1,022			1,022			
UNION CARBIDE CORPORATION	North Kansas City	Missour	67			67			
UNION CARBIDE CORPORATION	Linden	New Jer	31						
UNION CARBIDE CORPORATION	Moorestown-Lenola	New Jer	13,950	31	84	12,115	1,720		
			170	31					
UNION CARBIDE CORPORATION	Tonawanda	New Yor	170						
			170						
UNION CARBIDE CORPORATION	Hatfield	Penn	94			94			
UNION CARBIDE CORPORATION	Magna	Utah	322			322			
UNION CARBIDE CORPORATION	Hampton	Virginia	4,991			4,991			

(DOLLARS IN THOUSANDS)

CONTRACTOR	CITY	STATE/ COUNTRY	DOD TOTAL	ARMY	NAVY	AIR FORCE	DLA	OCE	ODA
UNION CARBIDE CORPORATION	Fife	Washing	170			170			
UNION CARBIDE CORPORATION	Tacoma	Washing	28	28					
UNION CARBIDE CORPORATION	Washougal	Washing	539	189	350				
			6,144	217	350	5,577			
UNION CHEMICAL INDUSTRY CO L		JAPAN	230			230			
			230			230			
UNION COLLEGE	Albany	New Yor	228	228					
			228	228					
UNION CORPORATION	Bryson City	N Carol	8,461		8,461		46		
UNION CORPORATION	Salem	Ohio	46						
UNION CORPORATION	Clinton	Penn	35-		35-		135		434
UNION CORPORATION	Dallastown	Penn	5,289	4,591	129				
UNION CORPORATION	Scranton	Penn	20,220	20,220			181		434
			33,981	24,811	8,555				
UNION DISTRG CO OF TUCSON	Tucson	Arizona	417				417		
			417				417		
UNION ELECTRIC COMPANY	St. Louis	Missour	2,684						2,684
			2,684						2,684
UNION ENGINEERING CORP		JAPAN	706		562	144			
			706		562	144			
UNION EXPLOSIVOS RIO TINTO S		SPAIN	26,247				26,247		
			26,247				26,247		
UNION FLONETICS	Salem	Ohio	39		39				
			39		39				
UNION LINE CONSTRUCTION INC	Point Arena	Air Fo Califor	97			97			
			97			97			
UNION MACHINE CO OF LYNN INC	Peabody	Mass	207		114	93			
			207		114	93			
UNION NATURAL GAS COMPANY	Kirtland AFB	New Mex	3,135			3,135			
			3,135			3,135			
UNION OIL CO OF CALIFORNIA	Elmendorf AFB	Alaska	76			76			
			76			76			
UNION OIL CO OF CALIFORNIA	Los Angeles	Califor	31,031				31,031		
			31,031				31,031		
UNION OIL CO OF CALIFORNIA	Schaumburg	Illinois	39						39
UNION OIL CO OF CALIFORNIA	Geismar	Louisia	130						130
UNION OIL CO OF CALIFORNIA	Nederland	Texas	130						130
			299						299

(DOLLARS IN THOUSANDS)

CONTRACTOR	CITY	STATE/ COUNTRY	DOD TOTAL	ARMY	NAVY	AIR FORCE	DLA	OCE	ODA
UNION OIL COMPANY OF MAINE	New Orleans	Louisia	50		49		50		
UNION OIL COMPANY OF MAINE	South Portland	Maine	1,576				1,527		
UNION OIL COMPANY OF MAINE	Chelsea	Mass	2,013		49		1,387		
							1,964		
UNION PACIFIC RR COMPANY	Cascade Locks	Oregon	771					771	
			771					771	
UNION PAVING CO	Corona	Califor	68		68				
UNION PAVING CO	Long Beach	Califor	65		65				
UNION PAVING CO	March Air Force Ba	Califor	290			290			
UNION PAVING CO	Point Mugu PMTC	Califor	44		44				
UNION PAVING CO	Tustin	Califor	267		267				
			734		444	290			
UNION PRECISION & ENGINEERIN	Union	Washing	655-			655-			
			655-			655-			
UNION PUMP COMPANY	Battle Creek	Michiga	38		38		65		
UNION PUMP COMPANY	McConnelssville	Ohio	65						
UNION PUMP COMPANY	Hendersonville	Tenness	71	71			65		
			174	71	38				
UNION RHEINBRAUN KOHLE U MIN	Belfry	Kentuck	6,082				6,082		
UNION RHEINBRAUN KOHLE U MIN	Grundy	Virgini	6,082				6,082		
UNION RHEINBRAUN KOHLE U MIN	Vansant	Virgini	669				669		
			12,833				12,833		
UNION ROOFING CO INC	Rantoul	Illinoi	634			634			
			634			634			
UNION STEEL PRODUCTS INC	Albion	Michiga	680			649	31		
			680			649	31		
UNIPAK AVIATION CORP	New York	New Yor	206	206					
			206	206					
UNIQ DIGITAL TECHNOLOGIES IN	Batavia	Illinoi	29	29					
			29	29					
UNIQUE MOBILITY INC	Englewood	Colorad	571		571				
			571		571				
UNIQUE SANITATION CO INC	Bellmore	New Yor	36	36					
			36	36					
UNIQUE TOWING INC	Vicksburg	Miss	247					247	
			247					247	
UNIREX INC	Industry	Califor	44				44		
			44				44		

CONTRACTOR	CITY	STATE/ COUNTRY	DOD TOTAL	ARMY	NAVY	AIR FORCE	DLA	OCE	ODA
UNIROYAL INC	Joliet Army Ammuni	Illinois	14,029	14,029					
UNIROYAL INC	Mishawaka	Indiana	11,878	3,981	6,276	1,480	141		
UNIROYAL INC	Warsaw	Indiana	1,881	1,881					
UNIROYAL INC	Charlottesville	Virginia	27,822	19,891	6,276	1,480	34		175
UNIROYAL PLASTICS COMPANY IN Warsaw		Indiana	1,860		1,860				
			1,860						
UNIROYAL-GOODRICH TIRE COMPA	Opelika	Alabama	260	230					
UNIROYAL-GOODRICH TIRE COMPA	Fort Wayne	Indiana	1,943	1,943					
UNIROYAL-GOODRICH TIRE COMPA	Woodburn	Indiana	2,074	2,074					
UNIROYAL-GOODRICH TIRE COMPA	Akron	Ohio	2,125	2,125					
UNIROYAL-GOODRICH TIRE COMPA	Port Clinton	Ohio	27	27					
UNIROYAL-GOODRICH TIRE COMPA	Eau Claire	Wiscons	132	132					
			6,561	6,561					
UNIRULE INDUSTRIES INC	Santa Ana	Califor	2,105	104	531		1,470		
UNIRULE INDUSTRIES INC	Santa Ana Heights	Califor	80		80				
UNIRULE INDUSTRIES INC	Santa Barbara	Califor	67		67				
			2,252	104	678		1,470		
UNISERV INC	Castle AFB	Califor	33			33			
UNISERV INC	Fort Riley	Kansas	3,712	3,712					
UNISERV INC	Fairchild AFB	Washing	32			32			
			3,777	3,712		65			
UNISOL CHEMICAL CORP	Asheboro	N Carol	220				220		
			220				220		
UNISON INDUSTRIES INC	Rockford	Illinois	1,372	1,372					
			1,372	1,372					
UNISON TRANSFORMER SVS	Eielson AFB	Alaska							
UNISOURCE CORP	New York	New Yor	33			33			
			33			33			
UNISOURCE INDUSTRIES INC	New York	New Yor	91		91				
			91		91				
UNISTRUT SOUTHERN CO	Morgan City	Louisia	40					40	
			40					40	
UNISYS CAD CAM INC	Santa Ana	Califor	175		175				
			175		175				
UNISYS CORP	Okemos	Michiga	30	30					
			30	30					



(DOLLARS IN THOUSANDS)

CONTRACTOR	CITY	STATE/ COUNTRY	DOO TOTAL	ARMY	NAVY	AIR FORCE	DLA	OCE	ODA
UNISYS CORPORATION	Pearl Harbor Naval Barracks	Hawaii	738	157	581				
UNISYS CORPORATION	Schofield Barracks	Hawaii	128	128					
UNISYS CORPORATION	Elk Grove	Illinois	926	926					
UNISYS CORPORATION	North Chicago	Illinois	40		40				
UNISYS CORPORATION	Indianapolis	Indiana	2,721	2,299					
UNISYS CORPORATION	Bettendorf	Iowa	268					268	422
UNISYS CORPORATION	Cedar Rapids	Iowa	275						
UNISYS CORPORATION	Des Moines	Iowa	74					74	
UNISYS CORPORATION	Fort Leavenworth	Kansas	1,202	1,202					
UNISYS CORPORATION	McConnell AFB	Kansas	227			227			
UNISYS CORPORATION	Overland Park	Kansas	35		35				
UNISYS CORPORATION	Fort Knox	Kentucky	161	161					
UNISYS CORPORATION	Lexington-Blue Gra	Kentucky	35	35					
UNISYS CORPORATION	Bossier City	Louisia	66						
UNISYS CORPORATION	Louisiana AAP	Louisia	125-	125-		66			
UNISYS CORPORATION	New Orleans	Louisia	293						
UNISYS CORPORATION	Aberdeen Prov Grnd	Marylan	532	532					
UNISYS CORPORATION	Cheltenham	Marylan	106	106					
UNISYS CORPORATION	Fort Meade	Marylan	49	49					
UNISYS CORPORATION	Patuxent River NAT	Marylan	1,635	1,635					
UNISYS CORPORATION	Rockville	Marylan	39	39					
UNISYS CORPORATION	St Inigoes	Marylan	550	550					
UNISYS CORPORATION	Silver Spring	Marylan	1,600	1,600					
UNISYS CORPORATION	Natick	Mass	497	497					
UNISYS CORPORATION	Battle Creek	Michiga	667				667		
UNISYS CORPORATION	Warren	Michiga	44	44					
UNISYS CORPORATION	Eagan	Minneso	6,337	6,337					
UNISYS CORPORATION	Mendota Heights	Minneso	3,582	3,582		173			
UNISYS CORPORATION	Roseville	Minneso	173						
UNISYS CORPORATION	Roseville	Minneso	2,573	2,573					
UNISYS CORPORATION	St Paul	Minneso	36,712		36,712				
UNISYS CORPORATION	Bay St Louis	Miss	266		266				
UNISYS CORPORATION	St Louis	Missour	1,286						1,286
UNISYS CORPORATION	Offutt AFB	Nebrask	2,131			2,131			
UNISYS CORPORATION	Omaha	Nebrask	117					117	
UNISYS CORPORATION	Dover	New Jer	48	48					
UNISYS CORPORATION	Eatontown	New Jer	2,063	2,063					
UNISYS CORPORATION	Flemington	New Jer	950						
UNISYS CORPORATION	Upper Saddle River	New Jer	719				719		
UNISYS CORPORATION	White Sands Msl Rg	New Mex	298	298					
UNISYS CORPORATION	Fort Drum	New Yor	28	28					
UNISYS CORPORATION	Great Neck	New Yor	100,372		99,657	586	129		
UNISYS CORPORATION	Niagara Falls	New Yor	1,275			1,275			
UNISYS CORPORATION	Fort Bragg	N Carol	126	126					
UNISYS CORPORATION	Cherry Lane	N Carol	310		310				
UNISYS CORPORATION	Grand Forks AFB	N Dakot	37			37			
UNISYS CORPORATION	Minot Air Force Ba	N Dakot	27			27			
UNISYS CORPORATION	Cincinnati	Ohio	969						
UNISYS CORPORATION	Columbus	Ohio	28	28					
UNISYS CORPORATION	Dayton	Ohio	445			445			
UNISYS CORPORATION	Wright Patterson A	Ohio	91			91			

(DOLLARS IN THOUSANDS)

CONTRACTOR	CITY	STATE/ COUNTRY	DOD TOTAL	ARMY	NAVY	AIR FORCE	DLA	OCE	ODA
UNISYS CORPORATION	Fort Sill	Oklahom	34	34					
UNISYS CORPORATION	McAlester Army Amm	Oklahom	109	109					
UNISYS CORPORATION	Oklahoma City	Oklahom							
UNISYS CORPORATION	Carlisle Barracks	Penn	72	72		126			
UNISYS CORPORATION	Downingtown	Penn	54,985	54,859	586				
UNISYS CORPORATION	Mechanicsburg	Penn	464	464					
UNISYS CORPORATION	New Cumberland Dep	Penn	251			41			
UNISYS CORPORATION	Paoli	Penn	1,086	1,086					
UNISYS CORPORATION	Philadelphia	Penn	89	89					
UNISYS CORPORATION	Tobyhanna Army Dep	Penn	1,266	1,266					
UNISYS CORPORATION	Trevoese	Penn	483	483					
UNISYS CORPORATION	Warminster	Penn	61						
UNISYS CORPORATION	Charleston	S Carol	517						
UNISYS CORPORATION	Charleston NSC	S Carol	94						
UNISYS CORPORATION	Charleston NWS	S Carol	31						
UNISYS CORPORATION	Fort Jackson	S Carol	68	31		68			
UNISYS CORPORATION	Ellsworth AFB	S Dakot							
UNISYS CORPORATION	Memphis	Tenness	1,474	1,474					
UNISYS CORPORATION	Abilene	Texas	146			146			
UNISYS CORPORATION	Austin	Texas	50	50					
UNISYS CORPORATION	El Paso	Texas	28	28					
UNISYS CORPORATION	Fort Bliss	Texas	141	141					
UNISYS CORPORATION	Fort Worth	Texas	136			136			
UNISYS CORPORATION	San Antonio	Texas	98	72		26			
UNISYS CORPORATION	Hill Air Force Bas	Texas	155			155			
UNISYS CORPORATION	Salt Lake City	Utah	59	34	25				
UNISYS CORPORATION	Tooele Army Depot	Utah	446	446					
UNISYS CORPORATION	Arlington	Utah	34	34					
UNISYS CORPORATION	Dahlgren	Virgini	2,441	2,441					
UNISYS CORPORATION	Fort Lee	Virgini	33	33					
UNISYS CORPORATION	Hampton	Virgini	429	429					
UNISYS CORPORATION	Herndon	Virgini	74						
UNISYS CORPORATION	McLean	Virgini	69,503	57,804		74			
UNISYS CORPORATION	Norfolk	Virgini	3,581	1,373		3,147	390	85	3,883
UNISYS CORPORATION	Quantico Marine Co	Virgini	1,064	1,064					
UNISYS CORPORATION	Radford	Virgini	607	607					
UNISYS CORPORATION	Reston	Virgini	6,334	401		4,223			
UNISYS CORPORATION	Virginia Beach	Virgini	11,707	11,707					
UNISYS CORPORATION	Bremerton	Washing	681						
UNISYS CORPORATION	Oak Harbor	Washing	254						
UNISYS CORPORATION	Tacoma	Washing	83	83					
UNISYS CORPORATION		GERMANY	9,041	8,421		620			
UNISYS CORPORATION		GUAM	204			204			
UNISYS CORPORATION		GREECE	26			26			
UNISYS CORPORATION		ITALY	74			74			
UNISYS CORPORATION		JAPAN	1,014	1,014					
UNISYS CORPORATION		KOREA	237	237					
UNISYS CORPORATION		PHILIPP	425	425					
UNISYS CORPORATION		44-	44-	44-					
UNISYS CORPORATION	Roosevelt Roads NS	UNITED	595	595		595			
UNISYS CORPORATION			429,807	164,948	209,602	42,155	2,180	1,513	9,409

		(DOLLARS IN THOUSANDS)							
CONTRACTOR	CITY	STATE/ COUNTRY	DOD TOTAL	ARMY	NAVY	AIR FORCE	DLA	OCE	ODA
UNISYS DEFENSE SYS	San Diego	Califor	43		43				
UNISYS PERIPHERALS CORPORATI	Santa Clara	Califor	58	58					
UNIT DATA SERVICE CORPORATIO	Rosemont	Illinois	110			110			
UNIT DATA SERVICE CORPORATIO	Wright Patterson A	Ohio	63			63			
			173			173			
UNITEC SYSTEMS INC	Laguna Beach	Califor	160		160				
UNITEC SYSTEMS INC	Laguna Dam	Califor	52		52				
UNITEC SYSTEMS INC	Laguna Hills	Califor	132	29	48	55			
			344	29	260	55			
UNITECH INC		JAPAN	118		118				
UNITECH SOFTWARE INC	Reston	Virgini	47		47				
UNITECK INDUSTRIES INC	Fort Worth	Texas	74						74
			74						74
UNITED AERO PRODUCTS INC	Burlington	New Jer	122						122
			122						122
UNITED AIR LINES INC	Denver	Colorad	585			585			
UNITED AIR LINES INC	Lakewood	Colorad	80			80			
UNITED AIR LINES INC	Chicago O'Hare Int	Illinoi	7,850			7,850			
UNITED AIR LINES INC	Charleston AFB	S Carol	151			151			
			8,666			8,666			
UNITED AIRLINES SERVICES COR	China Lake MWC	Califor	13,390		13,390				
UNITED AIRLINES SERVICES COR	Colorado Springs	Colorad	380			380			
UNITED AIRLINES SERVICES COR	Lakewood	Colorad	15,625			15,625			
UNITED AIRLINES SERVICES COR	EI Paso	Texas	221	221					
UNITED AIRLINES SERVICES COR	Irving	Texas	4,414	250		4,164			
UNITED AIRLINES SERVICES COR	Bangor NSUBB	Washing	5,666	471		5,666			
			39,696			20,169			
UNITED AMERITEC CORPORATION	Anaheim	Califor	107		107				
			107						
UNITED AMMUNITION CONTAINER	Milan	Tenness	1,411	1,411					
UNITED AMMUNITION CONTAINER	Atlanta	Texas	211			211			
			1,622			1,622			
UNITED ARTIST CABLE SYS	Castle AFB	Califor	34						34
			34						34

		(DOLLARS IN THOUSANDS)							
CONTRACTOR	STATE/ COUNTRY	CITY	DOD TOTAL	ARMY	NAVY	AIR FORCE	DLA	OCE	ODA
UNITED AUTO SVC INC	Hawaii	Honolulu	75	75					
			75	75					
UNITED AVIATION ACCESSORIES	Texas	Burleson	35	35					
			35	35					
UNITED AVIONICS INC	Conn	Beacon Falls	277	277					
			277	277					
UNITED BLOWER CO INC	Missour	St. Louis	38				38		
UNITED BLOWER CO INC	Wiscons	Racine	70				70		
			108				108		
UNITED BOLT & SCREW CORP	Michiga	Dearborn	72				72		
			72				72		
UNITED BUSINESS SYSTEMS INC	Wiscons	Fort Atkinson	115			115			
			115			115			
UNITED CABLE TELEVISION CORP	Nebrask	Offutt AFB	61			61			
			61			61			
UNITED CALIBRATION CORPORATI	Califor	Huntington Beach	30	30					
UNITED CALIBRATION CORPORATI	Michiga	Auburn Heights	185			185			
			215	30		185			
UNITED CATALYSTS INC DE	New Mex	Belen	555						555
			555						555
UNITED CEREBRAL PALSY ASSN	Washing	Seattle	93						
			93						
UNITED CHEM-CON CORP	Penn	Lancaster	8,480-		8,480-				
			8,480-		8,480-				
UNITED CHEMICALS INC	Penn	Middletown	43	43					
			43	43					
UNITED CITIES GAS COMPANY	Georgia	Fort Benning	6,896	6,896					
			6,896	6,896					
UNITED COATINGS	Texas	Matagorda	742						742
			742						742
UNITED COMMUNICATIONS	Indiana	Crane	175						175
			175						175
UNITED COMMUNITIES COUNCIL	Virgini	Norfolk	1,533						1,533
			1,533						1,533
UNITED CONSTRUCTION INC	Penn	Philadelphia	117						117
			117						117

(DOLLARS IN THOUSANDS)

CONTRACTOR	CITY	STATE/ COUNTRY	DOD TOTAL	ARMY	NAVY	AIR FORCE	DLA	OCE	ODA
UNITED CONSULTING ENGINEERS	Crane	Indiana	39		39				
			39						
UNITED CONTRACTORS OF KINSTO	Camp Lejeune	N Carol	57	69	57				
UNITED CONTRACTORS OF KINSTO	Fort Bragg	N Carol	69	69					
			126		57				
UNITED CONVEYOR & MATER HAND	Bryant	Arkansa	33	33					
			33	33					
UNITED CONVEYOR CORPORATION	Connersville	Indiana	69	69					
			69	69					
UNITED COOPERATIVES INC	Kansas City	Missour	30				30		
UNITED COOPERATIVES INC	Plattsburg	Missour	47				47		
			77				77		
UNITED DATA EQUIPMENT SYS IN	Yorktown	Virgini	54		54				
			54		54				
UNITED DESIGN INC	Fort Benning	Georgia	67	67					
			67	67					
UNITED DIGITAL NETWORKS INC	Longwood	Florida	56						56
UNITED DIGITAL NETWORKS INC	Columbus AFB	Miss	1,273			1,273			
UNITED DIGITAL NETWORKS INC	Carrollton	Texas	156			156			
UNITED DIGITAL NETWORKS INC	Tooele Army Depot	Utah	107	107					
UNITED DIGITAL NETWORKS INC	Vienna	Virgini	70			90			70
UNITED DIGITAL NETWORKS INC	Westwood	Virgini	90						
UNITED DIGITAL NETWORKS INC		PHILIPP	1,463	1,463					
			3,215	1,570		1,519			126
UNITED DRILL BUSHING CORP	Downey	Califor	228-	299-		38	33		
			228-	299-		38	33		
UNITED ELECTRIC MOTOR COMPAN	San Antonio	Texas	314						
			314						
UNITED ELECTRICAL CONTRS INC	San Angelo	Texas	426	26		426			
UNITED ELECTRICAL CONTRS INC	San Antonio	Texas	163	26		137			
			589			563			
UNITED ENGINEERS & CONSTRS	Calpella	Califor	296			296			
UNITED ENGINEERS & CONSTRS	Sunnyvale Air Forc	Califor	458			458			
UNITED ENGINEERS & CONSTRS	Vandenberg AFB	Califor	16,159			16,159			
UNITED ENGINEERS & CONSTRS	Cheyenne Mtn Compl	Colorad	73			73			
UNITED ENGINEERS & CONSTRS	Denver	Colorad	17,633	13,478		4,155			
UNITED ENGINEERS & CONSTRS	Falcon	Colorad	2,172			2,172			
UNITED ENGINEERS & CONSTRS	New London	Conn	66		66				
UNITED ENGINEERS & CONSTRS	Cape Canaveral	Florida	2,715			2,715			
UNITED ENGINEERS & CONSTRS	Watertown	Mass	740	740					

CONTRACTOR		CITY	STATE/ COUNTRY	DOD TOTAL	ARMY	NAVY	AIR FORCE	DLA	OCE	ODA
(DOLLARS IN THOUSANDS)										
UNITED ENGINEERS & CONSTRS	Fort Dix	New Jer	119	119						
UNITED ENGINEERS & CONSTRS	Dugway Proving Gro	Utah	40	40						
			40,471	14,377	66		26,028			
UNITED ENGINES INC	Salt Lake City	Utah	63					63		
			63					63		
UNITED ENVIRO SYSTEMS INC	Mechanicsburg	Penn	95		95					
			95		95					
UNITED ERECTORS INC	Philadelphia	Penn	295		295					
			295		295					
UNITED FLOOR COMPANY INC	Air Force Academy	Colorad	136				136			
			136				136			
UNITED FOOD SERVICE INC	Shemya AFB	Alaska	709				709			
UNITED FOOD SERVICE INC	Falcon	Colorad	421				421			
UNITED FOOD SERVICE INC	Fort Knox	Kentuck	5,688							
UNITED FOOD SERVICE INC	Fort Bliss	Texas	434							
UNITED FOOD SERVICE INC	San Antonio	Texas	418							
			7,670				1,130			
UNITED FOODS INC	Fairmont	Minneso	221							221
UNITED FOODS INC	Belk	Tenness	41							41
UNITED FOODS INC	Bells	Tenness	1,693							1,693
			1,955							1,955
UNITED GAS PIPE LINE COMPANY	Fort Polk	Louisia	1,814							
UNITED GAS PIPE LINE COMPANY	Biloxi	Miss	1,609				1,609			
UNITED GAS PIPE LINE COMPANY	Gillsburg	Miss	496				496			
			3,919				2,105			
UNITED GLASSWARE & CHINA	Denver	Colorad	47							47
			47							47
UNITED H R B GENERAL CONTRS	Whiteman AFB	Missour	128							
			128							
UNITED HOSPITAL SUPPLY CORP	Burlington	New Jer	207							
			207							
UNITED INDUSTRIAL CORPORATIO		EGYPT	68							68
			68							68
UNITED INFORMATION SYSTEMS I	Washington	D.C.	129							129
UNITED INFORMATION SYSTEMS I	Marley	Marylan	30							30
UNITED INFORMATION SYSTEMS I	Silver Spring	Marylan	2,853							2,853
			3,012							3,012
UNITED INTERNATIONAL ENGRG	Huntsville	Alabama	475							475

(DOLLARS IN THOUSANDS)

CONTRACTOR	CITY	STATE/ COUNTRY	DOD TOTAL	ARMY	NAVY	AIR FORCE	DLA	OCE	ODA
UNITED INTERNATIONAL ENGRG	Albuquerque	New Mex	3,410 3,885	1,265 1,740		2,145 2,145			
UNITED INTL INVESTIGATIVE SV	Honolulu	Hawaii	1,754		1,754	601			
UNITED INTL INVESTIGATIVE SV	New Boston	N.H.	601			601			
UNITED INTL INVESTIGATIVE SV	Newport	Rhode I	2,650		2,049	601			
UNITED KINGDOM AUTOMIC		UNITED	2,737 2,737			2,737 2,737			
UNITED KINGDOM MINISTRY OF D		GERMANY	64	64					
UNITED KINGDOM MINISTRY OF D		UNITED	3,350 3,414	64 64					3,350 3,350
UNITED MAINTENANCE SERVICE I	Frederick	Marylan	772 772	772 772					
UNITED MANAGEMENT SERVICES	Altus	Oklahom	667			667			
UNITED MANAGEMENT SERVICES	Oklahoma City	Oklahom	1,200			1,200			
UNITED MANAGEMENT SERVICES	Beaufort	S Carol	359		359				
	MCAS		2,226		359	1,867			
UNITED MATERIALS INC	Air Force Academy	Colorad	41 41			41 41			
UNITED MATERIALS OF GREAT FL	Malmstrom AFB	Montana	353 353			353 353			
UNITED MCGILL CORPORATION	Columbus	Ohio	64 64			64 64			
UNITED MECHANICAL CONTRACTOR	Indianapolis	Indiana	144 144						
UNITED MECHANICAL INC	Hickam AFB	Hawaii	249			249			
UNITED MECHANICAL INC	Pearl Harbor	Hawaii	62 311		62 62	249 249			
UNITED MECHANICAL INC	Oklahoma City	Oklahom	515 515	200 200		315 315			
UNITED MEDIA ENTERPRISES INC	Santa Rosa	Califor	75 75						75 75
UNITED METAL FABRICATORS INC	Johnstown	Penn	420 420				420 420		
UNITED METAL PRODUCTS CORP	East Granby	Conn	1,587 1,587			1,587 1,587			

		(DOLLARS IN THOUSANDS)							
CONTRACTOR	CITY	STATE/ COUNTRY	DOD TOTAL	ARMY	NAVY	AIR FORCE	DLA	OCE	ODA
UNITED MINE SUPPLY INC	Chesterfield	Missour	25	25					
UNITED MINERAL & CHEMICAL CO	Houston	Texas	41	41					
UNITED OFFICE MACHINES		JAPAN	263		218	45			
UNITED OIL COMPANY	Hillside	New Jer	45				45		
UNITED OIL CORPORATION	Tuskegee	Alabama	57				57		
UNITED PARCEL SERVICE	West Point	New Yor	28	28					
UNITED PARCEL SERVICE		GERMANY	54	54					
UNITED PARCEL SVC DEUTSCHLAN		GERMANY	82	82					
UNITED PARTITION SYSTEMS INC	Diamond Bar	Califor	28	28					
UNITED PARTITION SYSTEMS INC	Ontario	Califor	43			43			
UNITED PIPE & SUPPLY CO INC	Portland	Oregon	161			161			
UNITED PIPELINE CONSTR CO	Fort Knox	Kentuck	204			204			
UNITED PIPELINE CONSTR CO	Taylorville	Kentuck	40	40					
UNITED PLATING INC	Meridianville	Alabama	47	47					
UNITED POWER & APPARATUS INC	Harrisburg	Penn	363	47					316
UNITED POWER CORP	Richmond	Virgini	538	538					
UNITED REFRIGERATED SERVICES	Birmingham	Alabama	89		89				
UNITED REFRIGERATED SERVICES	Atlanta	Georgia	89						
UNITED REFRIGERATED SERVICES	Columbia	S Carol	1,645						
UNITED RESIN CORP	Warren	Michiga	1,645						1,645
UNITED RIGGING & HAULING INC	Arlington Hall	Sta Virgini	644				644		
			211				211		
			715				715		
			1,570				1,570		
			81						
			81						
			55						
			55						

(DOLLARS IN THOUSANDS)

CONTRACTOR	CITY	STATE/ COUNTRY	DOD TOTAL	ARMY	NAVY	AIR FORCE	DLA	OCE	ODA
UNITED RING & SEAL CORP	Stirling	New Jer	59-		59-				
UNITED RING & SEAL CORP	Easton	Penn	36- 95-		59-	36- 36-			
UNITED RING & SEAL, INC	Easton	Penn	30 30		30 30				
UNITED SALES INC	Hope	Arkansa	42				42		
UNITED SALES INC	Gainesville	Georgia	785				785		
UNITED SALES INC	Salisbury	Marylan	36				36		
UNITED SALES INC	Springfield	Missour	497				497		
UNITED SALES INC	Lufkin	Texas	90				90		
UNITED SALES INC	Chesapeake	Virgini	49				49		
UNITED SALES INC	Norfolk	Virgini	557		557				
UNITED SALES INC	Fond du Lac	Wiscons	34		557		34		
			2,090				1,533		
UNITED SCALE MODELS SOUTHWES	Houston	Texas	1,797		1,797				
UNITED SCANNING TECHN	Fort Meade	Marylan	62	62					
UNITED SCANNING TECHN	Fort Belvoir	Virgini	118 180	118 180					
UNITED SEAL RUBBER CO	Atlanta	Georgia	27 27		27 27				
UNITED SERVICES	Vallejo	Califor	37 37		37 37				
UNITED SNSHINE AMRCN INDS CO	Salt Lake City	Utah	323 323				323 323		
UNITED SOUTHCO INCORPORATED	Fort Polk	Louisia	40	40					
UNITED SOUTHCO INCORPORATED	Fort Jackson	S Carol	64 104	64 104					
UNITED SPACE BOOSTERS INC	Huntsville	Alabama	218 218	118 118	100 100				
UNITED ST DEPT HLTH HUMAN SV	Chicago	Illinoi	100 100			100 100			
UNITED ST DEPT INTERIOR	Menlo Park	Califor	461	461					
UNITED ST DEPT INTERIOR	Portland	Oregon	1,125					1,125	
UNITED ST DEPT INTERIOR	Nashville	Tennes	162					162	
UNITED ST DEPT INTERIOR	Oneida	Tennes	29					29	
			1,777		461			1,316	
UNITED STANDARD INDUSTRIES I	Glenview	Illinoi	1,132	152	877				
			1,132	152	877				

CONTRACTOR	CITY	STATE/ COUNTRY	DOD TOTAL	ARMY	NAVY	AIR FORCE	DLA	OCE	ODA
UNITED STATES DEPT ENERGY	Beale AFB	Califor	4,066			4,066			
UNITED STATES DEPT ENERGY	Berkeley	Califor	50		50				
UNITED STATES DEPT ENERGY	Castle AFB	Califor	1,921			1,921			
UNITED STATES DEPT ENERGY	Edwards AFB	Califor	677			677			
UNITED STATES DEPT ENERGY	Fairfield	Califor	969			969			
UNITED STATES DEPT ENERGY	Oakland	Califor	611		611				
UNITED STATES DEPT ENERGY	Sacramento	Califor	1,636			1,636			
UNITED STATES DEPT ENERGY	San Francisco	Califor	50		50				
UNITED STATES DEPT ENERGY	Colorado Springs	Colorad	1,410			1,410			
UNITED STATES DEPT ENERGY	Washington	D.C.	565,300		565,300				
UNITED STATES DEPT ENERGY	Idaho Falls	Idaho	170		170				
UNITED STATES DEPT ENERGY	Argonne	Illinois	638						
UNITED STATES DEPT ENERGY	Syracuse	Illinois	50			50			
UNITED STATES DEPT ENERGY	Upton	New Yor	161		161				
UNITED STATES DEPT ENERGY	Fort Sill	New Yor	4,332	4,332					
UNITED STATES DEPT ENERGY	McAlester Army Amm	Oklahom	199	199					
UNITED STATES DEPT ENERGY	Ellsworth AFB	Oklahom	350			350			
UNITED STATES DEPT ENERGY	Oak Ridge	S Dakot	200		200				
UNITED STATES DEPT ENERGY	Redmond	Tenness	590			590			
UNITED STATES DEPT ENERGY	Richland	Washing	1,072		66	1,006			
UNITED STATES DEPT ENERGY		Washing	584,452	4,531	567,246	12,675			
UNITED STATES ELEC TL CO THE	Miamitown	Ohio	27			27			
UNITED STATES ELEVATOR CORP	Elmendorf AFB	Alaska	45			45			
UNITED STATES ELEVATOR CORP	Fort Jackson	S Carol	36	36					
UNITED STATES ELEVATOR CORP	Fort Hood	Texas	44	44					
UNITED STATES ELEVATOR CORP	Puget Sound Naval	Washing	108		108				
UNITED STATES ENERGY CORP	Long Beach	Califor	233	80	108	45			
UNITED STATES FORGECAST COR	Fort Smith	Arkansa	38		38				
UNITED STATES INSTR RENTALS	Portola Valley	Califor	43						43
UNITED STATES INSTR RENTALS	San Mateo	Califor	26		26				
UNITED STATES INSTR RENTALS	Washington	D.C.	140		73	67			
UNITED STATES INSTR RENTALS	Mansfield	Mass	65	65		296			
UNITED STATES INSTR RENTALS	Edison	New Jer	296		27	296			
UNITED STATES MILITARY ACADE	West Point Mil Res	New Yor	554	65	126	363			
UNITED STATES MOTORS CORP	Theresa	Wiscons	30	30					
UNITED STATES PARACHUTE CO	Englewood	Colorad	30	30					
			359		291	68			
			359		291	68			
			313						
			313						

(DOLLARS IN THOUSANDS)

CONTRACTOR	CITY	STATE/ COUNTRY	DOD TOTAL	ARMY	NAVY	AIR FORCE	DLA	OCE	ODA
UNITED STATES	POLLUTION CTRL Yuma MCAS	Arizona	137				137		
UNITED STATES	POLLUTION CTRL Imperial Beach	Califor	52				52		
UNITED STATES	POLLUTION CTRL McClellan AFB	Califor	69				69		
UNITED STATES	POLLUTION CTRL Mather AFB	Califor	33				33		
UNITED STATES	POLLUTION CTRL North Island NAS	Califor	288				288		
UNITED STATES	POLLUTION CTRL Sacramento Army De	Califor	28				28		
UNITED STATES	POLLUTION CTRL San Diego	Califor	35				35		
UNITED STATES	POLLUTION CTRL Vallejo	Califor	47				47		
UNITED STATES	POLLUTION CTRL Fort Carson	Colorad	37				37		
UNITED STATES	POLLUTION CTRL Hinesville	Georgia	118				118		
UNITED STATES	POLLUTION CTRL Warner Robins	Georgia	156				156		
UNITED STATES	POLLUTION CTRL North Chicago	Illinois	35				35		
UNITED STATES	POLLUTION CTRL Rock Island	Illinois	66				66		
UNITED STATES	POLLUTION CTRL Riley	Kansas	62				62		
UNITED STATES	POLLUTION CTRL Whiteman AFB	Missour	34				34		
UNITED STATES	POLLUTION CTRL Grand Forks AFB	N Dakot	124				124		
UNITED STATES	POLLUTION CTRL Oklahoma City	Oklahom	70				70		
UNITED STATES	POLLUTION CTRL San Antonio	Texas	80				80		
UNITED STATES	POLLUTION CTRL Grassy	Utah	237		237	41	72		
UNITED STATES	POLLUTION CTRL Hill Air Force Bas	Utah	113				314		
UNITED STATES	POLLUTION CTRL Tooele Army Depot	Utah	314				154		
UNITED STATES	POLLUTION CTRL Sparta	Wiscons	154				2,011		
UNITED STATES	POLLUTION CTRL		2,289						
UNITED STATES	RILEY CORP Shreveport	Louisia	625		463		162		
UNITED STATES	SPORT ACADEMY	S ARABI	625		463		162		
UNITED STATES	SURGICAL CORP North Haven	Conn	418			418			
UNITED STATES	SURGICAL CORP Norwalk	Conn	418						
UNITED STATES	SURGICAL CORP Ponce	PUERTO	38				38		
UNITED STATES	TOBACCO COMPAN Greenwich	Conn	73				73		
UNITED STATES	TRADING CORP Los Angeles	Califor	247				247		
UNITED STATES	TRADING CORP Glendale	New Yor	358				358		
UNITED STATES	TRADING CORP New York	New Yor							
UNITED STATES	TRADING CORP Spring Valley	New Yor							
UNITED STATES	TRADING CORP	JAPAN	586				586		
UNITED STATES	TRANSM SYSTEMS Washington	D. C.	64				64		
UNITED STATES	STEEL FENCE COMPANY Castle AFB	Califor	913				913		
UNITED STATES	STEEL FENCE COMPANY		599				599		
UNITED STATES	STEEL FENCE COMPANY		599				599		
UNITED STATES	STEEL FENCE COMPANY		724		724		724		
UNITED STATES	STEEL FENCE COMPANY		724		724		724		

		(DOLLARS IN THOUSANDS)							
CONTRACTOR	CITY	STATE/ COUNTRY	DOD TOTAL	ARMY	NAVY	AIR FORCE	DLA	OCE	ODA
UNITED SVC CO	Rickenbacker AFB	Ohio	33	33					
	Columbus	Ohio	77						
UNITED TECH AUTO GROUP OPRN	Pittsburgh	Penn	241		31		77		210
UNITED TECH AUTO GROUP OPRN	Somerset	Penn	31				31		31
UNITED TECH AUTO GROUP OPRN	Columbia	S Carol	1,478				1,478		1,478
UNITED TECH AUTO GROUP OPRN		ITALY	1,174				1,174		1,174
UNITED TECH AUTO GROUP OPRN		NETHERL	1,411				1,411		1,411
UNITED TECH AUTO GROUP OPRN			3,412		31		3,381		3,381
UNITED TECHNOLOGIES CORP	Industry	Califor	177				177		
UNITED TECHNOLOGIES CORP	San Jose	Califor	105,959	155	27,658	78,146			
UNITED TECHNOLOGIES CORP	Bridgeport	Conn	264-	56		320-			
UNITED TECHNOLOGIES CORP	East Hartford (Tow	Conn	31,931	598	31,297	87	51-		
UNITED TECHNOLOGIES CORP	East Hartford	Conn	730,574	140	237,735	492,595	104		
UNITED TECHNOLOGIES CORP	East Hartland	Conn	75			75			
UNITED TECHNOLOGIES CORP	Hartford	Conn	7,956			7,459	432		
UNITED TECHNOLOGIES CORP	Shelton	Conn	4,085-			4,085-			
UNITED TECHNOLOGIES CORP	Southington	Conn	23,633			23,633			
UNITED TECHNOLOGIES CORP	South Windsor	Conn	4,751			4,751			
UNITED TECHNOLOGIES CORP	Stratford	Conn	1,324,528	573,036	698,574	50,246	2,672		
UNITED TECHNOLOGIES CORP	West Hartford	Conn	177	62		71	44		
UNITED TECHNOLOGIES CORP	Windsor Locks	Conn	59,616	9,059	17,498	30,503	2,556		
UNITED TECHNOLOGIES CORP	Flora	Florida	160			160			
UNITED TECHNOLOGIES CORP	Jacksonville	Florida	448		448				
UNITED TECHNOLOGIES CORP	Kite	Florida	92			92			
UNITED TECHNOLOGIES CORP	Palm Beach Gardens	Florida	164			164			
UNITED TECHNOLOGIES CORP	Pensacola Naval Ai	Florida	80			80			
UNITED TECHNOLOGIES CORP	West Palm Beach	Florida	963,161	3,090	10,070	949,812	189		
UNITED TECHNOLOGIES CORP	Columbus	Georgia	3,713	70			3,713		
UNITED TECHNOLOGIES CORP	Fort Stewart	Georgia	140	140					
UNITED TECHNOLOGIES CORP	Fort Campbell	Kentuck	71		71				
UNITED TECHNOLOGIES CORP	New Orleans	Louisia	115			115			
UNITED TECHNOLOGIES CORP	Springfield	Mass	7,800			7,800			
UNITED TECHNOLOGIES CORP	Nellis AFB	Nevada	44			44			
UNITED TECHNOLOGIES CORP	Amherst	N.H.	86			86			
UNITED TECHNOLOGIES CORP	Pease Air Force Ba	N.H.	108			108			
UNITED TECHNOLOGIES CORP	Albuquerque	New Mex	465			465			
UNITED TECHNOLOGIES CORP	Dayton	Ohio	409			409			
UNITED TECHNOLOGIES CORP	Fort Washington	Penn	55		129				
UNITED TECHNOLOGIES CORP	Warminster	Penn	75		55				
UNITED TECHNOLOGIES CORP	Washington	Penn	97		75				
UNITED TECHNOLOGIES CORP	Columbia	S Carol	568			568			
UNITED TECHNOLOGIES CORP		EGYPT	176			176			
UNITED TECHNOLOGIES CORP		ISRAEL	149			149			
UNITED TECHNOLOGIES CORP		KOREA	1,585			1,585			
UNITED TECHNOLOGIES CORP		NETHERL	66-			66-			
UNITED TECHNOLOGIES CORP		NORWAY	93			93			
UNITED TECHNOLOGIES CORP		PAKISTA	165			165			
UNITED TECHNOLOGIES CORP		THAILAN							

ST19 DOD PRIME CONTRACT AWARDS OVER \$25,000 BY CONTRACTOR, STATE AND CITY FY 1988 (OCT - SEP)  
 (DOLLARS IN THOUSANDS)

CONTRACTOR	CITY	STATE/ COUNTRY	DOD TOTAL	ARMY	NAVY	AIR FORCE	DLA	OCE	ODA
UNITED TECHNOLOGIES CORP		VENEZUE	346	586,406	1,023,610	1,645,480	9,836		65
			3,265,397						450
UNITED TECHNOLOGIES OPTICAL	West Palm Beach	Florida	450						450
UNITED TELE CO OF OH	Mansfield	Ohio	37						37
			37						37
UNITED TELECOMMUNICATIONS	Carlisle	Penn	292						292
			292						292
UNITED TELECONTROL ELEC	Asbury	New Jer	445		445				29
UNITED TELECONTROL ELEC	Asbury Park	New Jer	1,134		1,105				
UNITED TELECONTROL ELEC	Byram	New Jer	81		81				
			1,660		1,631				29
UNITED TELEPHONE COMPANY	Carlisle Barracks	Penn	464	464					
			464	464					
UNITED TEREX INC	Fairview Village	Penn	2,659	168	2,491				
			2,659	168	2,491				
UNITED TESTING SYSTEMS	Huntington Beach	Califor	70	70					
			70	70					
UNITED TOOL & DIE COMPANY TH	West Hartford	Conn	61		61				
			61		61				
UNITED TOOL & MACHINE INC	Lakeview	Ohio	418	210			208		208
			418	210			208		208
UNITED TRACTOR COMPANY	Chesteron	Indiana	53		53				40
UNITED TRACTOR COMPANY	Chesteron	Indiana	40		53				40
			93		53				
UNITED TRANSFORMER CORP	New York	New Yor	57						57
			57						57
UNITED UNLIMITED CONSTRUCTIO	Norfolk	Virgini	52		52				
			52		52				
UNITED WESTERN TECHNOLOGIES	Kennewick	Washing	869						869
			869						869
UNITED WORTH HYDROCHEM CORP	Fort Worth	Texas	29	29					
			29	29					
UNITEK ENVIRONMENTAL SERVICE	Schofield Barracks	Hawaii	114	114					
			114	114					

(DOLLARS IN THOUSANDS)

CONTRACTOR	CITY	STATE/ COUNTRY	DOD TOTAL	ARMY	NAVY	AIR FORCE	DLA	OCE	ODA
UNITEX INDUSTRIES INC	Oak Park	Illinois	129 129	102 102		27 27			
UNITHERM FURNACE CORP	Wentzville	Missour	682 682	682 682					
UNITRODE CORPORATION	Worcester	Mass	101 101		34 34		67 67		
UNIIRON INCORPORATED	Dallas	Texas	2,343	101	1,883	315	44		
UNITRON INCORPORATED	Freeport	Texas	34		34				
			2,377	101	1,917	315	44		
UNITY KNITTING MILL INC	Wadesboro	N Carol	2,310 2,310				2,310 2,310		
UNIV CORP FOR ATMOSPHERIC RS	National Space Tec	Miss	3,859 3,859		3,859 3,859				
UNIV OF CAL AT SANTA BARBARA	Santa Barbara	Califor	62 62		62 62				
UNIV OF CENTRAL FLORIDA	Orlando	Florida	300 300	300 300					
UNIV OF COLORADO	Boulder	Colorad	238	41	238				
UNIV OF COLORADO	Colorado Springs	Colorad	41						
UNIV OF COLORADO	Denver	Colorad	131 410	41	131 369				
UNIV OF KANSAS	Lawrence	Kansas	83 83		83 83				
UNIV OF MAINE	Farmington	Maine	58 58	58 58					
UNIV OF MED & DENTISTRY OF N	Piscataway	New Jer	50 50	50 50					
UNIV OF MINNESOTA	Minneapolis	Minneso	78 78						78 78
UNIV OF NEW YORK AT STONY BR	Syracuse	New Yor	186 186		186 186				
UNIV OF NORTH TEXAS	Denton	Texas	37 37					37 37	
UNIV OF TX SW MEDICAL SCHOOL	Dallas	Texas	25 25	25 25					

(DOLLARS IN THOUSANDS)									
CONTRACTOR	CITY	STATE/ COUNTRY	DOD TOTAL	ARMY	NAVY	AIR FORCE	DLA	OCE	ODA
UNIV OF VA RECTOR & VISITORS	Charlottesville	Virgini	98	98					
			98	98					
UNIV RESEARCH ENGINEERS & AS	Maynard	Mass	195	195					
			195	195					
UNIVAR CORPORATION	Denver	Colorad	90				90		
UNIVAR CORPORATION	Wichita	Kansas	80				80		
UNIVAR CORPORATION	Geismar	Louisia	691				691		
UNIVAR CORPORATION	Walbridge	Ohio	141				141		
UNIVAR CORPORATION	Salt Lake City	Utah	80				80		
			1,082				1,082		
UNIVAR CORPORATION	Kent	Washing	92				92		
			92				92		
UNIVAR CORPORATION	Janesville	Wiscons	27				27		
			27				27		
UNIVER/PGH COMMON SYST EDUC	Banian Junction	Penn	177				177		
UNIVER/PGH COMMON SYST EDUC	Pittsburgh	Penn	177	617	1,461	698	698		144
			3,097	617	1,638	698			144
UNIVERSAL AEROSPACE CORP	Culver City	Califor	28-	28-					
			28-	28-					
UNIVERSAL AIRCRAFT PARTS INC	Hialeah	Florida	79				79		
			79				79		
UNIVERSAL ANALYTICS INC	Los Angeles	Califor	420				420		
			420				420		
UNIVERSAL ASPHALT CO INC	Port Hueneme	Califor	384				384		
UNIVERSAL ASPHALT CO INC	Port Hueneme	Califor	53				53		
UNIVERSAL ASPHALT CO INC	San Diego	Califor	26-				26-		
			411				411		
UNIVERSAL AUTOMATION INC	Santa Ana	Califor	75				75		
			75				75		
UNIVERSAL BUILDING MAINTENAN	Nellis AFB	Nevada	199				199		
			199				199		
UNIVERSAL CANVAS INC	Brownsville	Texas	5,046				5,046		
			5,046				5,046		
UNIVERSAL CITY CONSTRUCTION	Randolph AFB	Texas	574				574		
UNIVERSAL CITY CONSTRUCTION	San Antonio	Texas	5,807				5,807		
			6,381				6,381		
UNIVERSAL COATINGS, INC	China Lake NMC	Califor	337				337		

(DOLLARS IN THOUSANDS)

CONTRACTOR	CITY	STATE/ COUNTRY	DOD TOTAL	ARMY	NAVY	AIR FORCE	DLA	OCE	ODA
UNIVERSAL COATINGS, INC	Clovis	Califor	951		951				
UNIVERSAL COATINGS, INC	Point Mugu PMTC	Califor	233		233				
			1,521		1,521				
UNIVERSAL CONSTRUCTION INC	Pearl Harbor	Hawaii	160		160				
			160		160				
UNIVERSAL CONTROLS & ENGRG	Aberdeen Prov Grnd	Marylan	60	60					52
UNIVERSAL CONTROLS & ENGRG	Fort Hood	Texas	52	60					52
			112						
UNIVERSAL DATA SYSTEMS (DEL)	Huntsville	Alabama	256	256					
			256	256					
UNIVERSAL ELECTRONICS COMPAN	Nashville-Davidson	Tenness	263				263		
			263				263		
UNIVERSAL ENERGY SYSTEMS INC	Daleville	Alabama	50	50					
UNIVERSAL ENERGY SYSTEMS INC	Columbus	Ohio	75						75
UNIVERSAL ENERGY SYSTEMS INC	Dayton	Ohio	11,329	526		10,803			
UNIVERSAL ENERGY SYSTEMS INC	Wright Patterson A	Ohio	979			979			
UNIVERSAL ENERGY SYSTEMS INC	San Antonio	Texas	80			80			
			12,513	576		11,862			75
UNIVERSAL ENGINEERING CORP	Boston	Mass	26	26					
UNIVERSAL ENGINEERING CORP	Fort Devens	Mass	35	35					
UNIVERSAL ENGINEERING CORP	North Smithfield	Rhode I	37	37					
			98	98					
UNIVERSAL FABRICATORS INC	Beeville	Texas	64					64	
			64					64	
UNIVERSAL FIBER OPTICS INC	Salem	Virgini	62	62					
			62	62					
UNIVERSAL FUEL INC	Fort Benning	Georgia	718						718
UNIVERSAL FUEL INC	Patuxent River NAT	Marylan	473						473
UNIVERSAL FUEL INC	Memphis	Tenness	230						230
UNIVERSAL FUEL INC	Norfolk	Virgini	253						253
			1,674						1,674
UNIVERSAL GYM EQUIPMENT INC	Nappanee	Indiana	59						59
UNIVERSAL GYM EQUIPMENT INC	Cedar Rapids	Iowa	456	204		104			
UNIVERSAL GYM EQUIPMENT INC	Johnston	Iowa	98	98					
UNIVERSAL GYM EQUIPMENT INC	Boston	Mass	126	126					
			739	428		207			
UNIVERSAL HYDRAULICS INC	Willoughby	Ohio	1,267	1,267					
			1,267	1,267					
UNIVERSAL INDUSTRIAL PRODUCT	Mount Clemens	Michiga	68	68					
			68	68					

CONTRACTOR	CITY	STATE/ COUNTRY	DOD TOTAL	(DOLLARS IN THOUSANDS)						
				ARMY	NAVY	AIR FORCE	DLA	OCE	ODA	
UNIVERSAL INDUSTRIES CORP	Columbus	Miss	215 215					215 215		
UNIVERSAL INNS OF AMERICA IN Hattiesburg	Hattiesburg	Miss	74 74	74 74						
UNIVERSAL JOINT & MOTOR PART	Chicago	Illinois	238 238	163 163					75 75	
UNIVERSAL LINEN SERVICE CO I	Rome	New Yor	458 458	458 458						
UNIVERSAL LOGISTICS INC	Cleveland	Ohio	78 78	78 78						
UNIVERSAL MACHINE COMPANY IN	Dallas	Texas	37 37						37 37	
UNIVERSAL MACHINE SHOP	Dallas	Texas	517 517	92 92			425 425			
UNIVERSAL MACHINING CO INC	Estill Springs	Tenness	1,428 1,428	1,159 1,159	130 130				139 139	
UNIVERSAL MAINTENANCE CO LTD	Fort Myer	Virgini	86 86	86 86						
UNIVERSAL MARITIME SERVICE	Bayonne MOT	New Jer	26,643 26,643	26,643 26,643						
UNIVERSAL MEDICAL SCANNERS	Encinitas	Califor	184 184		184 184					
UNIVERSAL MOTOR LODGES	Mystic	Conn	31 31		31 31					
UNIVERSAL PICTURE THEA DIV	Universal City	Califor	782 782		782 782					
UNIVERSAL PROPULSION COMPANY	Phoenix	Arizona	11,278 46		8,657 46			2,532	89	
UNIVERSAL PROPL'LSION COMPANY	Hauppauge	New Yor	11,324		8,703			2,532	89	
UNIVERSAL REINIGUNGSDIENST		GERMANY	123 123					123 123		
UNIVERSAL ROOFING INC	Fort Rucker	Alabama	225	225						
UNIVERSAL ROOFING INC	Fort Benning	Georgia	275 500	275 500						
UNIVERSAL SENSORS INC	Metairie	Louisia	218 218	218 218						

(DOLLARS IN THOUSANDS)										
CONTRACTOR	CITY	STATE/ COUNTRY	DOD TOTAL	ARMY	NAVY	AIR FORCE	DLA	OCE	ODA	
UNIVERSAL SERVICES ASSOCIATE	Colwyn	Penn	54		54					
			54							
UNIVERSAL SHIELDING CORP	Deer Park	New Yor	127		127					
			127							
UNIVERSAL STEEL BUILDINGS IN Elliott		Miss	66	66						
			66	66						
UNIVERSAL STEEL FABRICATORS	Ogden	Utah	32			32				
			32			32				
UNIVERSAL TECHNICAL SYSTEMS	Rockford	Illinois	49	49						
			49	49						
UNIVERSAL TECHNOLOGY CORP	Dayton	Ohio	4,760			4,760				
UNIVERSAL TECHNOLOGY CORP	Wright Patterson A	Ohio	1,515			1,515				
			6,275			6,275				
UNIVERSAL TOOL & MACHINE CO	New York	New Yor	32	32						
			32	32						
UNIVERSAL TOOL COMPANY THE	Dayton	Ohio	1,211	1,211						
			1,211	1,211						
UNIVERSAL TRAINING SYSTEMS	Vancouver	Washing	40	40						
			40	40						
UNIVERSAL VOLTRONICS CORP	Mount Kisco	New Yor	581		301					280
			581		301					280
UNIVERSAL X-RAY PRODUCTS	Chicago	Illinois	250				250			
			250				250			
UNIVERSIDAD DE OVIEDO		SPAIN	50	50						
			50	50						
UNIVERSITE PARIS-DAUPHINE		FRANCE	47	47						
			47	47						
UNIVERSITIES SPACE RES ASSN	Columbia	Marylan	390		390					
			390		390					
UNIVERSITY AVE DENTAL GROUP	San Diego	Califor	33		33					
			33		33					
UNIVERSITY FACULTY ASSOCS	Newton	Mass	50		50					
			50		50					
UNIVERSITY MEDICINE & DENTIS	Newark	New Jer	702	702						
			702	702						

CONTRACTOR	CITY	STATE/ COUNTRY	DOD TOTAL	ARMY	NAVY	AIR FORCE	DLA	OCE	ODA
UNIVERSITY MICROFILMS INTERN Ann Arbor		Michiga	138 138				138 138		
UNIVERSITY NOTRE DAME	Beaver	Indiana	104	1,648	104	776			
UNIVERSITY NOTRE DAME	Notre Dame	Indiana	6,145 6,249	1,648 1,648	3,721 3,825	776 776			
UNIVERSITY OF AKRON	Akron	Ohio	291 291	79 79	37 37	175 175			
UNIVERSITY OF ALABAMA	Birmingham	Alabama	884	501	245	138		247	
UNIVERSITY OF ALABAMA	Huntsville	Alabama	4,926	4,160	405	114		33	
UNIVERSITY OF ALABAMA	Tuscaloosa	Alabama	478	445				35	
UNIVERSITY OF ALABAMA	Tuskegee	Alabama	286	127		124			
UNIVERSITY OF ALABAMA	Fort Benning	Georgia	60	60					
UNIVERSITY OF ALABAMA	Beaufort MCAS	S Carol	50	50					
UNIVERSITY OF ALABAMA	Fort Jackson	S Carol	40 6,724	40 5,383	650	376		315	
UNIVERSITY OF ALASKA	Fairbanks	Alaska	635 635		220 220	415 415			
UNIVERSITY OF ALBERTA		CANADA	99 99	99 99					
UNIVERSITY OF ARIZONA	Tempe	Arizona	177	544	77	100			103
UNIVERSITY OF ARIZONA	Tucson	Arizona	7,820 7,997	544 544	3,210 3,287	3,963 4,063			103
UNIVERSITY OF ARKANSAS	Fayetteville	Arkansa	95	95					
UNIVERSITY OF ARKANSAS	Little Rock	Arkansa	160 255	95 95	160 160				
UNIVERSITY OF BIRMINGHAM		UNITED	33 33	33 33					
UNIVERSITY OF BRISTOL		UNITED	100 100	100 100					
UNIVERSITY OF CALIFORNIA	Berkeley	Califor	12,559	973	9,629	1,957			
UNIVERSITY OF CALIFORNIA	Davis	Califor	1,026	518	508				206
UNIVERSITY OF CALIFORNIA	Irvine	Califor	3,172	300	2,088	578			
UNIVERSITY OF CALIFORNIA	Livermore	Califor	300			300			
UNIVERSITY OF CALIFORNIA	Los Angeles	Califor	8,689	1,046	4,310	2,636			697
UNIVERSITY OF CALIFORNIA	Oakland	Califor	73						
UNIVERSITY OF CALIFORNIA	Piacentia	Califor	7,625		6,480	523		622	
UNIVERSITY OF CALIFORNIA	Riverside	Califor	183		183				
UNIVERSITY OF CALIFORNIA	Riverside	Califor	78	45	33				
UNIVERSITY OF CALIFORNIA	San Diego	Califor	16,662	1,935	13,591	1,136			
UNIVERSITY OF CALIFORNIA	San Francisco	Califor	1,928	1,171	8,787	295			
UNIVERSITY OF CALIFORNIA	Santa Barbara	Califor	9,810	1,728					

		(DOLLARS IN THOUSANDS)							
CONTRACTOR	STATE/ COUNTRY	CITY	DOD TOTAL	ARMY	NAVY	AIR FORCE	DLA	OCE	ODA
UNIVERSITY OF CALIFORNIA	Califor	Santa Cruz	1,123		1,028	95			
UNIVERSITY OF CALIFORNIA	Califor	Torrance	164		164				
			63,392	6,716	47,631	7,520		622	903
UNIVERSITY OF CAMBRIDGE	UNITED		32	32					
			32						
UNIVERSITY OF CENTRAL FLORID	Florida	Orlando	5,822		2,694	3,128			
			5,822		2,694	3,128			
UNIVERSITY OF CHICAGO THE	Illinois	Chicago	2,327	125	2,112	90			
			2,327	125	2,112	90			
UNIVERSITY OF CINCINNATI	Mass	Cambridge	348	348					
UNIVERSITY OF CINCINNATI	Ohio	Cincinnati	1,473	932	324	217			
			1,821	1,280	324	217			
UNIVERSITY OF COLORADO	Colorad	Aurora	346	346					
UNIVERSITY OF COLORADO	Colorad	Boulder	4,218	1,103	1,927	910			278
UNIVERSITY OF COLORADO	Colorad	Colorado Springs	105		105				
UNIVERSITY OF COLORADO	Colorad	Denver	566	398	168				
			5,235	1,847	2,200	910			278
UNIVERSITY OF CONNECTICUT	Conn	Farmington	112		112				
UNIVERSITY OF CONNECTICUT	Conn	Storrs	2,386	229	2,157				
			2,498	229	2,269				
UNIVERSITY OF DAYTON INC	Arizona	Williams AFB	2,444			2,444			
UNIVERSITY OF DAYTON INC	Califor	Edwards AFB	1,510			1,510			
UNIVERSITY OF DAYTON INC	Ohio	College	95			95			
UNIVERSITY OF DAYTON INC	Ohio	Dayton	13,335	690	211	12,324			110
UNIVERSITY OF DAYTON INC	Ohio	Montgomery	2,249			2,249			
UNIVERSITY OF DAYTON INC	Ohio	Wright Patterson A	2,761			2,611	150		
			20,394	690	211	19,233	150		110
UNIVERSITY OF DELAWARE	Delawar	Newark	2,522	1,099	1,297	126			
			2,522	1,099	1,297	126			
UNIVERSITY OF DENVER	Colorad	Denver	376	25	221	130			
			376	25	221	130			
UNIVERSITY OF DUBUQUE	Iowa	Dubuque	26	26					
			26	26					
UNIVERSITY OF FLORIDA	Eglin Air Force Ba	Florida	166			166			133
UNIVERSITY OF FLORIDA	Gainesville	Florida	4,713	2,048	921	1,401		210	
UNIVERSITY OF FLORIDA	Orlando	Florida	4,38	38					
			4,917	2,086	921	1,567		210	133
UNIVERSITY OF GEORGIA	Georgia	Athens	632	460	172				
UNIVERSITY OF GEORGIA	Georgia	Eatonton	66	66					

CONTRACTOR	CITY	STATE/ COUNTRY	DOD TOTAL	ARMY	NAVY	AIR FORCE	DLA	OCE	ODA
UNIVERSITY OF GEORGIA	Fort Benning	Georgia	34 732	34 560	172				
UNIVERSITY OF HAIFA		ISRAEL	42 42	42 42					
UNIVERSITY OF HAWAII	Honolulu	Hawaii	2,044	209	1,805	30			
UNIVERSITY OF HAWAII	Schofield Barracks	Hawaii	492 2,536	492 701	1,805	30			
UNIVERSITY OF HEALTH	Chicago	Illinois	33	33					
UNIVERSITY OF HEALTH	North Chicago	Illinois	310	65	310				
UNIVERSITY OF HEALTH	Kansas City	Missour	65 408	65 98	310				
UNIVERSITY OF HOUSTON SYSTEM	Houston	Texas	713 713	277 277	378 378	58 58			
UNIVERSITY OF IDAHO	Moscow	Idaho	153 153	38 38	40 40		75 75		
UNIVERSITY OF ILLINOIS	Normal	Alabama	100		100				
UNIVERSITY OF ILLINOIS	Caldwells	Illinois	45			45			
UNIVERSITY OF ILLINOIS	Champaign	Illinois	7,716	5,717	1,529	470			126
UNIVERSITY OF ILLINOIS	Chicago	Illinois	5,120	1,402	1,961	1,481			
UNIVERSITY OF ILLINOIS	Rantoul	Illinois	163			163			
UNIVERSITY OF ILLINOIS	Urbana	Illinois	8,618 21,762	1,016 8,135	5,964 9,554	1,603 3,762		150 150	35 161
UNIVERSITY OF INDIANA	Evansville	Indiana	76 76					76 76	
UNIVERSITY OF IOWA THE	Iowa City	Iowa	2,844 2,844	1,293 1,293	1,363 1,363	127 127		61 61	
UNIVERSITY OF KANSAS	Maywood	Illinois	31	31					
UNIVERSITY OF KANSAS	Kansas City	Kansas	252	160	92				
UNIVERSITY OF KANSAS	Lawrence	Kansas	200	200					
UNIVERSITY OF KANSAS	Lawrence	Kansas	409 892	166 357	168 460	75 75			
UNIVERSITY OF KENT		UNITED	110 110			110 110			
UNIVERSITY OF KENTUCKY	Lexington	Kentuck	796	279	155	362			175
UNIVERSITY OF KENTUCKY	Gallipolis	Ohio	175 971	279	155	362			175
UNIVERSITY OF LEEDS		UNITED	28 28	28 28					

(DOLLARS IN THOUSANDS)

CONTRACTOR	CITY	STATE/ COUNTRY	DOD TOTAL	ARMY	NAVY	AIR FORCE	DLA	OCE	ODA
UNIVERSITY OF LINZ		AUSTRIA	30 30	30 30					
UNIVERSITY OF LOUISVILLE	Louisville	Kentuck	448 448	169 169	178 178	73 73		28 28	
UNIVERSITY OF LOWELL	Lowell	Mass	1,751 1,751	209 209	317 317	726 726			499 499
UNIVERSITY OF LUND		SWEDEN	50 50	50 50					
UNIVERSITY OF MAINE SYSTEM	Orono	Maine	251 251	251 251					
UNIVERSITY OF MARYLAND	Denver	Colorad	88						88
UNIVERSITY OF MARYLAND	Washington	D. C.	73		73				
UNIVERSITY OF MARYLAND	Baltimore	Marylan	2,237	1,751	486				
UNIVERSITY OF MARYLAND	Cambridge	Marylan	280		280				
UNIVERSITY OF MARYLAND	College Park	Marylan	10,638	2,468	7,421	653		96	
UNIVERSITY OF MARYLAND	Falls Church	Virgini	40		40				
UNIVERSITY OF MARYLAND		CHILE	277	277					
UNIVERSITY OF MARYLAND		GERMANY	6,405	5,109		1,296			
UNIVERSITY OF MARYLAND		ITALY	462	462					
UNIVERSITY OF MARYLAND		KOREA,	1,006	1,006					
UNIVERSITY OF MARYLAND			21,506	11,073	8,300	1,949		96	88
UNIVERSITY OF MIAMI	Coral Gables	Florida	210 210		180 180			30 30	
UNIVERSITY OF MIAMI INC	Coral Gables	Florida	2,550	1,763	101	686			
UNIVERSITY OF MIAMI INC	Miami	Florida	313	135	145	33			
			2,863	1,898	246	719			
UNIVERSITY OF MICHIGAN	Washington	D. C.	44		44				
UNIVERSITY OF MICHIGAN	Ann Arbor	Michiga	9,485	4,395	3,840	1,250			
UNIVERSITY OF MICHIGAN	Bete Grise	Michiga	192			192			
UNIVERSITY OF MICHIGAN	Dearborn	Michiga	450		450				
UNIVERSITY OF MICHIGAN	Lansing	Michiga	140			140			
			10,311	4,395	4,334	1,582			
UNIVERSITY OF MICHIGAN DEARB	Ann Arbor	Michiga	350 350		350 350				
UNIVERSITY OF MINNESOTA	Duluth	Minneso	379	329	50				
UNIVERSITY OF MINNESOTA	Minneapolis	Minneso	1,294	365	929				
UNIVERSITY OF MINNESOTA	St. Paul	Minneso	3,256	918	1,617	721			
			4,929	1,612	2,596	721			
UNIVERSITY OF MISSISSIPPI	Jackson	Miss	258	197	61				
UNIVERSITY OF MISSISSIPPI	Oxford	Miss	244		244				

		(DOLLARS IN THOUSANDS)							
CONTRACTOR	CITY	STATE/ COUNTRY	DOD TOTAL	ARMY	NAVY	AIR FORCE	DLA	OCE	ODA
UNIVERSITY OF MISSISSIPPI	University Of Miss	Miss	139	90				49	
UNIVERSITY OF MISSISSIPPI	Vicksburg	Miss	153					153	
			794	287	305			202	
UNIVERSITY OF MISSOURI	Columbia	Missour	454	259	195				
UNIVERSITY OF MISSOURI	Kansas City	Missour	58		58				
UNIVERSITY OF MISSOURI	Rolla	Missour	364	29	85	160		90	
UNIVERSITY OF MISSOURI	St. Louis	Missour	289		289				
UNIVERSITY OF MISSOURI	Whiteman AFB	Missour	453			453			
			1,618	288	627	613		90	
UNIVERSITY OF MONTANA	Malmstrom AFB	Montana	521			521			
			521						
UNIVERSITY OF NEBRASKA	Lincoln	Nebrask	644	360	109	70			105
UNIVERSITY OF NEBRASKA	Omaha	Nebrask	364			364			
UNIVERSITY OF NEBRASKA	Lincoln	Nebrask	124		124				
			1,132	360	233	434			105
UNIVERSITY OF NEVADA SYSTEM	Reno	Nevada	94		50	44			
			94		50	44			
UNIVERSITY OF NEW ENGLAND	Biddeford	Maine	17	17					
			17	17					
UNIVERSITY OF NEW HAVEN FOUN	New London	Conn	28		28				
			28		28				
UNIVERSITY OF NEW MEXICO	Albuquerque	New Mex	1,896	205	571	1,120			
UNIVERSITY OF NEW MEXICO	Kirtland AFB	New Mex	4,766			4,766			
UNIVERSITY OF NEW MEXICO	Las Cruces	New Mex	110			110			
			6,772	205	571	5,996			
UNIVERSITY OF NORTH CAROLINA	Buxton	N Carol	25	25					
UNIVERSITY OF NORTH CAROLINA	Chapel Hill	N Carol	3,358	835	1,841	520		50	112
UNIVERSITY OF NORTH CAROLINA	Charlotte	N Carol	82		42	40			
			3,465	860	1,883	560		50	112
UNIVERSITY OF NORTH DAKOTA	Grand Forks AFB	N Dakot	592			592			
UNIVERSITY OF NORTH DAKOTA	Minot Air Force Ba	N Dakot	434			434			
			1,026			1,026			
UNIVERSITY OF NOTTINGHAM		UNITED	110	75		35			
			110	75		35			
UNIVERSITY OF OKLAHOMA	Norman	Oklahom	1,212	958	171	83			
UNIVERSITY OF OKLAHOMA		GERMANY	75			75			
UNIVERSITY OF OKLAHOMA		KOREA,	32	32					
			1,319	990	171	158			
UNIVERSITY OF OREGON	Eugene	Oregon	797		556	241			

(DOLLARS IN THOUSANDS)

CONTRACTOR	CITY	STATE/ COUNTRY	DOD TOTAL	ARMY	NAVY	AIR FORCE	DLA	OCE	ODA
UNIVERSITY OF OREGON		KOREA,	97 894	97 97	556	241			
UNIVERSITY OF OSTEOPATHIC ME	Des Moines	Iowa	176 176	73 73	103 103				
UNIVERSITY OF OXFORD		UNITED	34 34	34 34					
UNIVERSITY OF PENNSYLVANIA	New Canaan	Conn	49	49					
UNIVERSITY OF PENNSYLVANIA	Philadelphia	Penn	9,609 9,658	2,864 2,864	6,359 6,408	326 326			60 60
UNIVERSITY OF PORTLAND (INC)	Portland	Oregon	406 406			406 406			
UNIVERSITY OF PUERTO RICO	Rio Piedras	PUERTO	135		135				
UNIVERSITY OF PUERTO RICO	San Juan	PUERTO	50 185		50 185				
UNIVERSITY OF PUGET SOUND	Tacoma	Washing	244 244			244 244			
UNIVERSITY OF READING		UNITED	57 57	57 57					
UNIVERSITY OF RHODE ISLAND	Kingston	Rhode I	1,487	530	957				
UNIVERSITY OF RHODE ISLAND	Narragansett	Rhode I	195		195				
UNIVERSITY OF RHODE ISLAND	Providence	Rhode I	1,496 3,178	530	1,496 2,648				
UNIVERSITY OF RICHMOND VA	TH Richmond	Virgini	346 346	346 346					
UNIVERSITY OF ROCHESTER	Rochester	New Yor	8,700 8,700	3,271 3,271	4,669 4,669	760 760			
UNIVERSITY OF SAN DIEGO	San Diego	Califor	657 657		657 657				
UNIVERSITY OF SAN FRANCISCO	San Francisco	Califor	190 190	190 190					
UNIVERSITY OF SANTA CLARA	Santa Clara	Califor	265 265	111 111	55 55	99 99			
UNIVERSITY OF SCRANTON	Scranton	Penn	205 205	205 205					
UNIVERSITY OF SOUTH ALABAMA	Mobile	Alabama	124 124		124 124				

CONTRACTOR	CITY	STATE/ COUNTRY	DOD TOTAL	ARMY	NAVY	AIR FORCE	DLA	OCE	ODA
UNIVERSITY OF SOUTH CAROLINA	Columbia	S Carol	1,460 1,460	976 976	484 484				
UNIVERSITY OF SOUTH DAKOTA	Ellsworth AFB	S Dakot	471 471			471 471			
UNIVERSITY OF SOUTH FLORIDA	Tampa	Florida	552 552	139 139	413 413				
UNIVERSITY OF SOUTHERN CALIF	Los Angeles	Califor	31,197	2,624	8,139	14,019			6,415
UNIVERSITY OF SOUTHERN CALIF	Marina del Ray	Califor	1,314			1,314			
UNIVERSITY OF SOUTHERN CALIF	San Bernardino	Califor	1,020			1,020			
UNIVERSITY OF SOUTHERN CALIF	San Diego	Califor	263		263				
UNIVERSITY OF SOUTHERN CALIF		GERMANY	152	152					
UNIVERSITY OF SOUTHERN CALIF		KOREA,	90	90					
UNIVERSITY OF SOUTHERN CALIF			34,036	2,866	8,402	16,353			6,415
UNIVERSITY OF SOUTHERN MISSI	Hattiesburg	Miss	379	215	75			89	
UNIVERSITY OF SOUTHERN MISSI	Hattiesburg	Miss	108		58	50			
UNIVERSITY OF SOUTHERN MISSI	Holly Bluff	Miss	665	665					
UNIVERSITY OF ST ANDREWS		UNITED	1,152	880	133	50		89	
UNIVERSITY OF ST ANDREWS		UNITED	26-	26-					
UNIVERSITY OF STRATCLYDE		UNITED	35	35					
UNIVERSITY OF STRATCLYDE		UNITED	35	35					
UNIVERSITY OF SURREY		UNITED	30	30					
UNIVERSITY OF SURREY		UNITED	30	30					
UNIVERSITY OF TAMPA INC	Tampa	Florida	1,343 1,343	1,172 1,172				171 171	
UNIVERSITY OF TENNESSEE	Knoxville	Tenness	1,921	40	1,881				
UNIVERSITY OF TENNESSEE	Memphis	Tenness	302	250	52				
UNIVERSITY OF TENNESSEE	Tullahoma	Tenness	739	611	128				
UNIVERSITY OF TENNESSEE			2,962	901	2,061				
UNIVERSITY OF TEXAS SYSTEM	Kansas City	Missour	27	27					
UNIVERSITY OF TEXAS SYSTEM	Allenfarm	Texas	50		50				
UNIVERSITY OF TEXAS SYSTEM	Arlington	Texas	739	142	597				
UNIVERSITY OF TEXAS SYSTEM	Austin	Texas	42,055	9,822	30,422	1,506		600	305
UNIVERSITY OF TEXAS SYSTEM	Cooper	Texas	600						
UNIVERSITY OF TEXAS SYSTEM	Dallas	Texas	300	300					
UNIVERSITY OF TEXAS SYSTEM	El Paso	Texas	94	41					
UNIVERSITY OF TEXAS SYSTEM	Fort Davis	Texas	7						
UNIVERSITY OF TEXAS SYSTEM	Galveston	Texas	1,121	473	648				
UNIVERSITY OF TEXAS SYSTEM	Houston	Texas	186	186					
UNIVERSITY OF TEXAS SYSTEM	Hurst	Texas	299						299
UNIVERSITY OF TEXAS SYSTEM	Richardson	Texas	261	242	1,045	464			

		(DOLLARS IN THOUSANDS)							
CONTRACTOR	CITY	STATE/ COUNTRY	DOD TOTAL	ARMY	NAVY	AIR FORCE	DLA	OCE	ODA
UNIVERSITY OF TEXAS SYSTEM	San Antonio	Texas	638	404	79	155			
UNIVERSITY OF TEXAS SYSTEM	San Augustine	Texas	42					42	
			47,909	11,637	32,841	2,185		941	305
UNIVERSITY OF THE PACIFIC	San Francisco	Califor	282	282					
UNIVERSITY OF TULSA INC	Tulsa	Oklahom	84	84					
			84	84					
UNIVERSITY OF UTAH	Salt Lake City	Utah	5,985	1,317	1,859	2,188			
			5,985	1,317	1,859	2,188			
UNIVERSITY OF VERMONT	Burlington	Vermont	542	470	72				
			542	470	72				
UNIVERSITY OF VIRGINIA	Pittsburgh	Penn	52	52					
UNIVERSITY OF VIRGINIA	Charlottesville	Virgini	5,058	1,278	2,224	1,219			337
UNIVERSITY OF VIRGINIA	Falls Church	Virgini	271		271				
			5,381	1,330	2,495	1,219			337
UNIVERSITY OF WASHINGTON	Cascade Locks	Oregon	65	760	20,203	333		65	
UNIVERSITY OF WASHINGTON	Seattle	Washing	21,296	760	20,203	333		65	
			21,361	760	20,203	333			
UNIVERSITY OF WASHINGTON ADM	Seattle	Washing	468		468				
			468		468				
UNIVERSITY OF WEST FLORIDA	Pensacola	Florida	70		70				
			70		70				
UNIVERSITY OF WESTERN ONTARI		CANADA	50	50					
			50	50					
UNIVERSITY OF WISCONSIN SYSTE	Kenosha	Wiscons	114		114				
UNIVERSITY OF WISCONSIN SYSTE	La Crosse	Wiscons	25	25					
UNIVERSITY OF WISCONSIN SYSTE	Madison	Wiscons	7,475	3,669	2,700	1,016		90	
UNIVERSITY OF WISCONSIN SYSTE	Milwaukee	Wiscons	297		259	38			
			7,911	3,694	3,073	1,054		90	
UNIVERSITY OF WYOMING	F.E. Warren AFB	Wyoming	601			601			
UNIVERSITY OF WYOMING	Laramie	Wyoming	1,014	274	740				
			1,615	274	740	601			
UNIVERSITY PHYSICANS FOUNDATI	Memphis	Tenness	350		350				
			350		350				
UNIVERSITY RES ENGINEERS ASS	Hercules	Califor	49	49					
			49	49					
UNIVERSITY RES FOUNDATION	Greenbelt	Marylan	50	50					
			50	50					

CONTRACTOR	CITY	STATE/ COUNTRY	DOD TOTAL	ARMY	NAVY	AIR FORCE	DLA	OCE	ODA
UNIVERSITY-MD EYE ASSOCS PA	Baltimore	Marylan	127 127	127 127					
UNIVEX CORPORATION	Salem	N.H.	147 147				147 147		
UNIVOX-CALIFORNIA INC	Los Angeles	Califor	458 458	458 458					
UNIWELD PRODUCTS INC	Fort Lauderdale	Florida	200 200				200 200		
UNIWEST SHURTRONICS CORP	Kennewick	Washing	52 52		52 52				
UNLIMITED SUPPLY COMPANY INC	Macon	Georgia	281 281	32 32			218 218		
UNLIMITED SYSTEMS	Huntsville	Alabama	343- 343-	343- 343-					
UNNERSTALL CONTRACTING CO	Times Beach	Missour	144 144					144 144	
UNTED ENGINEERS & CONSTRUCTO	Buckley ANGB	Colorad	55			55			
UNTED ENGINEERS & CONSTRUCTO	Cheyenne Mtn Compl	Colorad	75 130			75 130			
UNTEN UTILITY		JAPAN	33 33		33 33				
UNTERBRINK BRUCE CONSTRUCTIO	Scott Air Force Ba	Illinois	253 253			253 253			
UNWIN SCHEBEN KORYNTA & HUET	Anchorage	Alaska	120	120					
UNWIN SCHEBEN KORYNTA & HUET	Elmendorf AFB	Alaska	49	49					
UNWIN SCHEBEN KORYNTA & HUET		GERMANY	391 560	391 560					
UOP INC	Fort Lauderdale	Florida	1,685				1,685		
UOP INC	Bartlett	Illinois	54 1,739			54 54	1,685		
UP-RIGHT, INC	Berkeley	Califor	825			798	27		
UP-RIGHT, INC	Selma	Califor	223 1,048		41 41	182 980			
UPDATA SOFTWARE CO	McLean	Virgini	33 33			33 33			
UPDATE CORP	Wright Patterson A Ohio		125 125			125 125			

		(DOLLARS IN THOUSANDS)							
CONTRACTOR	CITY	STATE/ COUNTRY	DOD TOTAL	ARMY	NAVY	AIR FORCE	DLA	OCE	ODA
UPDIKE R D ELECTRIC INC	Wright Patterson A Ohio		386 386			386 386			
UPHAM INTERNATIONAL CORP	Hickam AFB	Hawaii	80	80					
UPHAM INTERNATIONAL CORP	Honolulu	Hawaii	84	84					
UPHAM INTERNATIONAL CORP		PHILIPP	371		371				
			535	164	371				
UPJOHN COMPANY THE	Kalamazoo	Michiga	3,612	27			3,585		
UPJOHN COMPANY THE	Lititz	Penn	73				73		
UPJOHN COMPANY THE	Arecibo	PUERTO	6,638				6,638		
			10,323	27			10,296		
UPOP CORP	Miami	Florida	274				274		
			274				274		
UPPER GREAT LAKES PILOTS INC	Duluth	Minneso	28		28				
			28		28				
UPPER MISSOURI RIVER CORP	Pine Bluff	Arkansa	1,015					1,015	
UPPER MISSOURI RIVER CORP	Vidalia	Louisia	474					474	
UPPER MISSOURI RIVER CORP	Natchez	Miss	645					645	
UPPER MISSOURI RIVER CORP	Caruthersville	Missour	2,158					2,158	
UPPER MISSOURI RIVER CORP	New Madrid	Missour	477					477	
UPPER MISSOURI RIVER CORP	Memphis	Tenness	1,050					1,050	
			5,819					5,819	
UPPER PENINSULA POWER COMPAN K. I. Sawyer AFB		Michiga	2,864					2,864	
			2,864					2,864	
UPPER ROCK ISLAND CTY LANDFI Rock Island		Illinois	41					41	
			41					41	
UPSON MACHINE PRODUCTS INC	Painesville	Ohio	41		41				
			41		41				
UPTIME COMPUTER SERVICES, IN Portsmouth		Virgini	1,021					1,021	
			1,021					1,021	
UPTIME SOLUTIONS ASSOCIATES	Dayton	Ohio	35					35	
			35					35	
UPTON INDUSTRIES INC	Roseville	Michiga	150					150	
			150					150	
URAGA KOGYO CO LTD		JAPAN	249					249	
			249					249	
URASOE CITY WATERWORKS		JAPAN	1,495					1,495	
			1,495					1,495	

CONTRACTOR	CITY	STATE/ COUNTRY	DOD TOTAL	ARMY	NAVY	AIR FORCE	DLA	OCE	ODA
URBAHAN-LYNN PC	Patuxent River	NAT Maryland	118 118		118 118				
URBAHN ASSOCIATES INC	West Point	Mil Res New Yor	230 230	230 230					
URBAHN LYNN ASSOCIATES INC P	New York	New York	159		159				
URBAHN LYNN ASSOCIATES INC P	Newport	Rhode I	138 297		138 297				
URBAN & SUBURBAN APPLIANCES	Aberdeen	Prov Grnd Maryland	34 34	34 34					
URBAN DREXLER & CO		GERMANY	36 36	36 36					
URBAN ENGINEERING	Corpus Christi	Texas	26 26		26 26				
URBAN ENGINEERS INC	Lakehurst	New Jer	269		269				
URBAN ENGINEERS INC	Philadelphia	Penn	152 421		28 297				124 124
URBAN SERVICE SYSTEMS INC	Fort Myer	Virgini	528 528	528 528					
URBAN WORKS INC		PHILIPP	279 279		279 279				
URBAN INDUSTRIES (USA) INC		ISRAEL	7,561 7,561	7,561 7,561					
URETHANE & SINGLE PLY APPLIC	Pensacola	Florida	167 167		167 167				
URETHANE APPLICATIONS INC	Colts Neck	New Jer	41 41		41 41				
URETHANE OF KENTUCKIANA INC	Nashville	Tenness	71 71		71 71				
URETHANE PRODUCTS CORPORATIO	Gardena	Califor	1,669 1,669	609 609	581 581		479 479		
URS CO INC	Mantua	New Jer	229						229
URS CO INC	Middlesex	New Jer	196						196
URS CO INC	Raritan	New Jer	285						285
URS CO INC	Somerset	New Jer	152 862						152 862
URS CONSULTATS, INC	Rickenbacker	AFB Ohio	47 47	47 47					

CONTRACTOR	CITY	STATE/ COUNTRY	DOD TOTAL	ARMY	NAVY	AIR FORCE	DLA	OCE	ODA
URS CORP	Fort Belvoir	Virgini	157	157					
URS CORP	Fort Lee	Virgini	42	42					
URS CORP	Fort Pickett	Virgini	27	27					
			226	226					
URS CORPORATION	March	Califor	64			64			
URS CORPORATION	Santa Barbara	Califor	110			90			20
URS CORPORATION	Indianapolis	Indiana	1,094	1,094					
URS CORPORATION	Offutt AFB	Nebrask	101			101			
URS CORPORATION	Nellis AFB	Nevada	99			99			
URS CORPORATION	Asbury Park	New Jer	647					647	
URS CORPORATION	New York	New Yor	1,210	1,210					
			3,325	2,304		354		647	20
URS CORPORATION DEL	Washington	D.C.	185	185					
			185	185					
URS DALTON INC		GERMANY	45	45					
			45	45					
URSCHEL TOOL CO INC	Cranston	Rhode I	29		29				
			29		29				
URSERY CO INC	Natick Research an	Mass	411	411					
URSERY CO INC	New Boston	N.H.	89			89			
			500	411		89			
US ARMY GUESTHOUSE		GERMANY	9	9					
			9	9					
US ARMY RECREATION SVC S SPT		GERMANY	50	50					
			50	50					
US DEPT ENERGY BROOKHAVEN NA	New York	New Yor	49		49				
			49		49				
US DEPT OF COMM	Gaithersburg	Marylan	100		100				
			100		100				
US DEPT OF COMMERCE	Bay St. Louis	Miss	110		110				
			110		110				
US ELEVATOR CORP	Sierra Vista	Arizona	28	28					
			28	28					
US FOOD & DRUG ADMIN	Rockville	Marylan	125		125				
			125		125				
US MACHINE TOOL COMPANY	Hartland	Conn	125		125				
			125		125				

(DOLLARS IN THOUSANDS)

CONTRACTOR	CITY	STATE/ COUNTRY	DOD TOTAL	ARMY	NAVY	AIR FORCE	DLA	OCE	ODA
US NAVAL INSTITUTE	Annapolis	Marylan	159 159		159 159				
US PIPE AND FOUNDRY CO	Union City	Califor	39 39		39 39				
US SMALL BUSINESS ADMIN	St. Louis	Missour	980 980	933 933	47 47				
USA CONSTRUCTION	Reese Air Force Ba	Texas	344 344			344 344			
USA SOUTH CONSTRUCTION	Eglin Air Force Ba	Florida	90 90			90 90			
USELTON JAMES E	Bardwell	Texas	25 25					25 25	
USER TECHNOLOGY ASSOC	Arlington	Virgini	2,387 2,387					2,387 2,387	
USI CORP	Des Moines	Iowa	110 110	110 110					
USL DATA SYSTEMS	San Mateo	Califor	50 50		50 50				
USRY INC	Hampton	Virgini	294 294			294 294			
UTAH BIOMEDICAL TEST LAB	Salt Lake City	Utah	47 47			47 47			
UTAH CONSTRUCTION & DEV	Hill Air Force Bas	Utah	452 452	452 452					
UTAH CONSTRUCTION & DEVEL	Hill Air Force Bas	Utah	65 65	65 65					
UTAH POWER & LIGHT COMPANY	Dugway Proving Gro	Utah	1,332	1,332					
UTAH POWER & LIGHT COMPANY	Hill Air Force Bas	Utah	9,297			9,297			
UTAH POWER & LIGHT COMPANY	Ogden	Utah	1,070			824	246		
UTAH POWER & LIGHT COMPANY	Tooele Army Depot	Utah	2,328 14,027	2,328 3,660		10,121	246		
UTAH PRECISION INC	Holloman AFB	New Mex	727			727			
UTAH PRECISION INC	Fort Bliss	Texas	152 879	152 152					
UTAH RESEARCH & DEV CO	West Jordan	Utah	1,960 1,960	197 197	1,763 1,763				

(DOLLARS IN THOUSANDS)									
CONTRACTOR	CITY	STATE/ COUNTRY	DOD TOTAL	ARMY	NAVY	AIR FORCE	DLA	OCE	ODA
UTAH STATE UNIVERSITY	Hill Air Force Bas	Utah	347			347			2,371
UTAH STATE UNIVERSITY	Logan	Utah	17,231	701		14,159			
UTAH STATE UNIVERSITY	Magna	Utah	17,879	701	301	14,506			2,371
UTAH SYSTEMS APPROACH INDIVI	Salt Lake City	Utah	37				37		
			37				37		
UTAH TOOL & DIE INC	West Jordan	Utah	147			147			
			147			147			
UTAH'S UNIVERSAL GYM EQUIP	Salt Lake City	Utah	29	29					
			29	29					
UTD INC	Alexandria	Virginia	1,654						1,654
UTD INC	Springfield	Virginia	1,036						1,036
			2,690						2,690
UTE MANUFACTURING	Fort Duchesne	Utah	352	352					
			352	352					
UTE MFG	Clearfield	Utah	653			653			
			653			653			
UTE PLUMBING & HEATING	Air Force Academy	Colorad	118			118			
			118			118			
UTE WESTERN INC	Camp Pendleton	Califor	35		35				
UTE WESTERN INC	Lemoore	Califor	391		391				
UTE WESTERN INC	Malmstrom AFB	Montana	30-		426	30-			
			396			30-			
UTILICORP UNITED INC	Whiteman AFB	Missour	2,020			2,020			
			2,020			2,020			
UTILITIES CONSTRUCTION OF FL	Tampa	Florida	144			144			
			144			144			
UTILITIES SOUTHERN CORP	Shaw Air Force Bas	S Carol	147			147			
			147			147			
UTILITY CONSTRUCTION CORP	Bethesda	Marylan	28			28			
			28			28			
UTILITY CONTG OF MURFREESBOR	Parris Island MCRD	S Carol	31			31			
			31			31			
UTILITY CONTRACTING INC	Louisville	Kentuck	73			73			
			73			73			
UTILITY DYNAMICS CORPORATION	North Chicago	Illinois	65			65			
			65			65			

(DOLLARS IN THOUSANDS)

CONTRACTOR	CITY	STATE/ COUNTRY	DOD TOTAL	ARMY	NAVY	AIR FORCE	DLA	OCE	ODA
UTILITY ENGINEERS INC	Philadelphia	Penn	33		33				
UTILITY ENGINEERS INC	Newport	Rhode I	63		63				
			96		96				
UTILITY LINE EQUIPMENT INC	Picatinny Arsenal	New Jer	32	32					
			32	32					
UTILITY MARKETING & DEV	Birmingham	Alabama	31	31					
UTILITY MARKETING & DEV	Fort Rucker	Alabama	63	63					
			94	94					
UTILITY SYSTEMS AND APPLICAT	Portland	Oregon	75		75				
			75		75				
UTILITY TOOL & BODY CO INC	Clintonville	Wiscons	4,139	3,894			245		
			4,139	3,894			245		
UTLEY & STEVENS	Fort Knox	Kentuck	235	235					
			235	235					
UYENO SEKIYU SOKO YUSS KK		JAPAN	1,044		1,044				
			1,044		1,044				
UYENO UNYO SHOKAI TOKYO		JAPAN	2,345		2,345				
			2,345		2,345				
UYSUFERTEKIN		TURKEY	131			131			
			131			131			
V & B AUTO REPAIR & TRANSM	Walnut Creek	Califor	547	547					
V & B AUTO REPAIR & TRANSM	Columbus AFB	Miss	969			969			
V & B AUTO REPAIR & TRANSM	Reese Air Force Ba	Texas	734			734			
			2,250	547		1,703			
V & L ENGINEERING	South El Monte	Califor	31-	31-					
			31-	31-					
V & M CONTRACTING	Seattle	Washing	62	62					
			62	62					
V & S CONSTRUCTION	Fort Meade	Marylan	43	43					
			43	43					
V & S CONSTRUCTION INC	Fort Meade	Marylan	396	396					
			396	396					
V & Z HEATING CO	New York	New Yor	71-					71-	
			71-					71-	
V A LORENZO FARMS INC		PHILIPP	131						131
			131						131

(DOLLARS IN THOUSANDS)									
CONTRACTOR	CITY	STATE/ COUNTRY	DOD TOTAL	ARMY	NAVY	AIR FORCE	DLA	OCE	ODA
V AND S CONSTRUCTION INC	Camp Lejeune	N Carol	290		290				
V B A R ENTERPRISES, INC	Vallejo	Califor	352		352				
V B N CORPORATION	Fairfield	Califor	246		246				
V B N CORPORATION	Oakland	Califor	92		92				
V B N CORPORATION	Seaside	Califor	38	38					
V D N AMERICA INC	Cranston	Rhode I	175		175				
V E I INC	Honolulu	Hawaii	29		29				
V E I INC	Pearl Harbor	Naval Hawaii	58		58				
V E P ASSOCIATES INC	Newport	Rhode I	75		75				
V F I ACQUISITION CORPORATIO	Columbus	Ohio	70		70				70
V G INSTRUMENTS INC	Rockville	Marylan	1,055		1,055				
V G INSTRUMENTS INC	Danvers	Mass	218		218				
V G INSTRUMENTS INC	West Mifflin	Penn	39		39				
V G INSTRUMENTS INC		GABON	36		36				
V G SYSTEMS INC	Yuma Proving Groun	Arizona	130		130				
V G SYSTEMS INC	Los Angeles	Califor	194		194				
V H ELECTRONICS INC	Fort Wayne	Indiana	2,530	472	2,058				
V I P FOODS INC	New York	New Yor	83				83		
V I P PTG & SANDBLASTING	Cape Canaveral	AFS Florida	323				323		
V I P SALES CO	Tulsa	Oklahom	843					843	
V I P SALES CO	Monte Alto	Texas	27					27	
V L SERVICE LIGHTING CORP	Oakland	Califor	29		29				
V M SOFTWARE INC	San Antonio	Texas	29						29

(DOLLARS IN THOUSANDS)

CONTRACTOR	CITY	STATE/ COUNTRY	DOD TOTAL	ARMY	NAVY	AIR FORCE	DLA	OCE	ODA
V M SOFTWARE INC	Corpus Christi	Texas	29		29				
V M SOFTWARE INC	Arlington	Virgini	35		35				
V M SOFTWARE INC	Reston	Virgini	139		108	31			
			232		172	60			
V R C INC	Olmsted Falls	Ohio	792	792					
			792	792					
V T E C LABORATORIES INC	New York	New Yor	306		306				
			306		306				
V W GLOECKLER		GERMANY	30	30					
			30	30					
V W STROEHLE		GERMANY	24	24					
			24	24					
V-CAM INC	Benld	Illinois	68	68					
			68	68					
V-S NETWORKS INC	Chicago	Illinois	241	241					
			241	241					
V-TEC CORPORATION	Hopewell	Virgini	547		499	48			
			547		499	48			
V-TECH INC	Pomona	Califor	83						83
			83						83
VAC ELECTRONIC INC	Las Vegas	Nevada	63						
			63						
VAC-HYD CORPORATION	Indianapolis	Indiana	317-						
VAC-HYD CORPORATION	Arlington	Texas	3,334			3,334			
VAC-HYD CORPORATION	Grand Prairie	Texas	1,149			1,149			
			4,166			4,166			
VACCO INDUSTRIES	Concord	Califor	1,589		1,589				
VACCO INDUSTRIES	El Monte	Califor	44						44
VACCO INDUSTRIES	Paso Robles	Califor	2,369		2,369				
VACCO INDUSTRIES	Santa Ana	Califor	86		86				
VACCO INDUSTRIES	South El Monte	Califor	1,765		1,258				507
VACCO INDUSTRIES	Norfolk	Virgini	38		38				
			5,891		5,340				551
VACCUUM/ATMOSPHERES COMPANY	Hawthorne	Califor	67		67				
			67						
VACTRONIC LAB EQUIPMENT CO	Bohemia	New Yor	28		28				
			28						

CONTRACTOR	CITY	STATE/ COUNTRY	DOD TOTAL	ARMY	NAVY	AIR FORCE	DLA	OCE	ODA
VACU-DRY COMPANY	Sebastopol	Califor	417 417				417 417		
VACUUM CAN COMPANY	Chicago	Illinois	70				70		
VACUUM CAN COMPANY	Cleveland	Ohio	45 115				45 115		
VAETH GEORGE ASSOC INC	Aberdeen Prov Grnd	Marylan	74	74					
VAETH GEORGE ASSOC INC	Fort George G. Mea	Marylan	60	60					
VAETH GEORGE ASSOC INC	Alexandria	Virginia	39 173	39 173					
VAG AUTOHAUS HUMMEL GMBH		GERMANY	36 36	36 36					
VAG EBERHEARD GMBH		GERMANY	175 175	175 175					
VAG HEIRICH SCHMITT		GERMANY	49 49	49 49					
VAIDYA ABHAY MD PC	Yucca Valley	Califor	60 60		60 60				
VAIL RAYMOND & ASSOCIATES	Sacramento	Califor	182 182	182 182					
VAIL RUBBER PRODUCTS CORP	Melrose Park	Illinois	25 25				25 25		
VAISALA INC	Woburn	Mass	832	421	28	383			
VAISALA INC		FINLAND	2,141 2,973	2,141 421	2,141 2,169	383			
VAL ROCK INC	El Centro	Califor	30 30		30 30				
VAL ROLLERS INC	Indianapolis	Indiana	80 80			80 80			
VAL TECH INC	Newark	Delawar	242 242		242 242				
VAL-TRONICS INC	Fall River	Mass	1,034 1,034	1,034 1,034					
VALAD ELECTRICAL HEATING COR	Tarrytown	New Yor	283 283				283 283		
VALAIKA INC	Montgomeryville	Penn	149 149	111 111		38 38			

		(DOLLARS IN THOUSANDS)							
CONTRACTOR	CITY	STATE/ COUNTRY	DOD TOTAL	ARMY	NAVY	AIR FORCE	DLA	OCE	ODA
VALANT PAINTING	Patrick AFB	Florida	49 49			49 49			
VALCO CONSTRUCTION CO INC	Davis-Monthan AFB	Arizona	39	39		40			
VALCO CONSTRUCTION CO INC	Williams AFB	Arizona	40 79	39		40			
VALCO MANUFACTURING & ENGRG	Bloomfield	Conn	28		28				
VALCON DISTRIBUTING LTD	Kalispell	Montana	28						
VALCON SALES & SERVICE INC	Newport News	Virgini	96 96		96 96				
VALCOR ENGINEERING CORP	Kenilworth	New Jer	126		97		29		
VALCOR ENGINEERING CORP	Springfield	New Jer	41			588	41		
VALCOR ENGINEERING CORP	Springfield	New Jer	2,320 2,487	26- 26-	1,304 1,401	588 588	454 524		
VALDERS STONE & MARBLE INC	Kewaunee	Wiscons	217 217					217 217	
VALDEZ TRANSFER INC	Valdez	Alaska	53 53				53 53		
VALENTEC INTERNATIONAL CORP	Mesa	Arizona	156						
VALENTEC INTERNATIONAL CORP	Costa Mesa	Califor	8,166	156					
VALENTEC INTERNATIONAL CORP	Orlando	Florida	22,798	8,166		4,891			
VALENTEC INTERNATIONAL CORP	Olivette	Missour	7,854	17,907					
VALENTEC INTERNATIONAL CORP	St Louis	Missour	18,659	7,854					
VALENTEC INTERNATIONAL CORP	Galion	Ohio	4,805	18,659					
VALENTEC INTERNATIONAL CORP	Galion	Ohio	62,438	4,805		4,891			
VALENTINER NIELS ASSN	Salt Lake City	Utah	122 122						
VALENZIA CONTRACTORS INC	Aberdeen Prov Grnd	Marylan	1,233 1,233						
VALERO ENERGY CORPORATION	San Antonio	Texas	103 103						
VALERO TRANSMISSION COMPANY	Bergstrom AFB	Texas	682			682			
VALERO TRANSMISSION COMPANY	Laughlin AFB	Texas	43			43			
VALERO TRANSMISSION COMPANY	Randolph AFB	Texas	628			628			
VALERO TRANSMISSION COMPANY	San Antonio	Texas	4,517 5,870			4,517 5,870			
VALHALLA SCIENTIFIC	San Diego	Califor	6,091 6,091						
				5,086	1,005				
				5,086	1,005				

(DOLLARS IN THOUSANDS)

CONTRACTOR	CITY	STATE/ COUNTRY	DOD TOTAL	ARMY	NAVY	AIR FORCE	DLA	OCE	ODA
VALID LOGIC SYSTEMS INC	Greenbelt	Marylan	327 327		327 327				
VALIDITY CORPORATION	Encinitas	Califor	1,234		1,234				
VALIDITY CORPORATION	San Diego	Califor	45		45				
			1,279		1,279				
VALIDYNE ENGINEERING CORP	Los Angeles	Califor	478	450	28				
			478	450	28				
VALK MANUFACTURING COMPANY	Carlisle	Penn	57				57		
			57				57		
VALLEJO CITY OF	Fairfield	Califor	76			76			
VALLEJO CITY OF	Vallejo	Califor	1,179			1,179			
			1,255			1,255			
VALLEN CORPORATION	Aston (Aston Mills)	Penn	118				118		
			118				118		
VALLENCOURT CONSTRUCTION CO	Jacksonville	Florida	108		108				
			108		108				
VALLEY ASPHALT INC	Dugway Proving Gro	Utah	29						
			29						
VALLEY CONSTRUCTION CO INC	Albany	Kentuck	154					154	
VALLEY CONSTRUCTION CO INC	Columbus AFB	Miss	266	266					
VALLEY CONSTRUCTION CO INC	Moncure	N Carol	2,463					2,463	
VALLEY CONSTRUCTION CO INC	Rosman	N Carol	36	36					
VALLEY CONSTRUCTION CO INC	Stoneville	N Carol	450					450	
			3,369	302				3,067	
VALLEY CONTRACTING CO	Grand Forks AFB	N Dakot	461				461		
			461				461		
VALLEY CORP	Offutt AFB	Nebrask	2,867	576					330
VALLEY CORP	Omaha	Nebrask	330			2,291			330
			3,197	576		2,291			
VALLEY CREST LANDSCAPE INC	Point Mugu PMTC	Califor	946						
			946						
VALLEY DESIGN & CONSTRUCTION	Dugway Proving Gro	Utah	93	93					
			93	93					
VALLEY DETROIT DIESEL ALLISO	City of Industry	Califor	51						
			51						
VALLEY ENGINEERS INC	China Lake NMC	Califor	385						
			385						

(DOLLARS IN THOUSANDS)									
CONTRACTOR	CITY	STATE/ COUNTRY	DOD TOTAL	ARMY	NAVY	AIR FORCE	DLA	OCE	ODA
VALLEY ENTERPRISES INC	Sandy City	Utah	394 394	263 263		131 131			
VALLEY EQUIPMENT CO INC	Perry	Oklahom	31 31				31 31		
VALLEY FIR & REDWOOD CO INC	Eufaula	Alabama	32 32				32 32		
VALLEY FLYING SERVICE INC	Loring AFB	Maine	60 60			60 60			
VALLEY FOODS	Fontana	Califor	173				173		
VALLEY FOODS	Kahului	Hawaii	35 208				35 208		
VALLEY FORGE FLAG CO INC	Great Neck	New Yor	30		30		1,162		
VALLEY FORGE FLAG CO INC	Spring City	Penn	1,192		30		1,162		
VALLEY FORGE MILITARY ACAD	Wayne	Penn	110	110					
VALLEY FORGE MILITARY ACAD	Wayne	Penn	119 229	119 229					
VALLEY FUEL SERVICE	Skagway	Alaska	104 104				104 104		
VALLEY HELICOPTER SERVICE	Clarkston	Washing	47 47					47 47	
VALLEY IMPROVEMENT CO	Blytheville	Arkansa	42 42			42 42			
VALLEY INDUSTRIAL PRODUCTS	St. Paul	Minneso	32				32		
VALLEY INDUSTRIAL PRODUCTS	Halesite	New Yor	32				32		
VALLEY INDUSTRIAL SUPPLY INC	Beale AFB	Califor	96 96			96 96			
VALLEY MACHINE & ENGINEERING	Belgrade	Montana	142 142			142 142			
VALLEY OIL COMPANY	Crane	Indiana	136 136		136 136				
VALLEY PACKING INC	Evansville	Indiana	143 143				143 143		
VALLEY PAVING COMPANY INC	Bainbridge	Ohio	44	188					44
VALLEY PAVING COMPANY INC	Mansfield	Ohio	188 232	188 188					44 44

CONTRACTOR	CITY	STATE/ COUNTRY	DOD TOTAL	ARMY	NAVY	AIR FORCE	DLA	OCE	ODA	
										(DOLLARS IN THOUSANDS)
VALLEY SIERRA HEALTH SERV	Monterey	Califor	27 27	27 27						
VALLEY VIEW ENTERPRISES INC	Groton	Conn	104	350	104					
VALLEY VIEW ENTERPRISES INC	Moosup	Conn	350 454	350 350	104 104					
VALLEYDALE PACKERS INC	West Gantt	S Carol	54			54				
VALLEYDALE PACKERS INC	Union City	Tenness	16,777			16,777				
VALLEYDALE PACKERS INC	Bristol	Virgini	2,065			2,065				
			18,896			18,896				
VALLEYLAB INC	Boulder	Colorad	356 356	50 50		269 269			37 37	
VALMAC INDUSTRIES INC	Russellville	Arkansa	12,756 12,756				12,756 12,756			
VALQUIP CORPORATION	Hopkinton	Mass	45 45		45 45					
VALS INC	Fort Lewis	Washing	30 30	30 30						
VALTEK INCORPORATED	Springdale	Utah	63 63		63 63					
VALVE & PRIMER CORP	Schaumburg	Illinois	38 38					38 38		
VALVES INC	Chesapeake	Virgini	27		27					
VALVES INC	Chesapeake	Virgini	122 149		81 108				41 41	
VAN ALSTINE R TOOL CO INC	Ludington	Michiga	33 33	33 33						
VAN BUREN COUNTY SHERIFFS OF	Clinton	Arkansa	26 26						26 26	
VAN BUUREN ASSOCIATES	Yuma	Arizona	75- 75-		75- 75-					
VAN CAMP SEAFOOD CO INC	Ponce	PUERTO	2,866 2,866						2,866 2,866	
VAN CONSTRUCTION	Meridian	Miss	1,031 1,031	1,031 1,031						
VAN DER HORST PHILIPPINES		PHILIPP	159 159		159 159					

(DOLLARS IN THOUSANDS)

CONTRACTOR	CITY	STATE/ COUNTRY	DOD TOTAL	ARMY	NAVY	AIR FORCE	DLA	OCE	ODA
VAN DER KOOY & BERNARD BV		NETHERL	35 35	35 35					
VAN DOORNES AANHANGWEGENFABR		NETHERL	108 108			108 108			
VAN DOREN-HAZARD-STALLINGS	Topeka	Kansas	35 35	35 35					
VAN DUTCH PRODUCTS CORP	New York	New Yor	1,394 1,394				1,394 1,394		
VAN DYKE J G & ASSOCIATES	Bethesda	Marylan	160 160						160 160
VAN DYKE JAMES H & ASSOCIATE	Point Mugu PMTC	Califor	56		56				
VAN DYKE JAMES H & ASSOCIATE	Tustin	Califor	472 528		472 528				
VAN DYNE & SONS ROOFING	Sierra Army Depot	Califor	227 227	227 227					
VAN GULIK/OLIVER INC	Adak Station	Alaska	73		73				
VAN GULIK/OLIVER INC	Puget Sound Naval	Washing	73 146		73 146				
VAN HALTEREN		NETHERL	1,496 1,496	1,496 1,496					595 595
VAN HALTEREN METAL B V		NEPAL	595 595						
VAN HEUSEN GROUP OF COMPANIE	New York	New Yor	2,233 2,233				2,233 2,233		
VAN HOUTEN BROTHERS INC	Seneca Army Depot	New Yor	39 39	39 39					
VAN KAICK GMBH & CO KGA		GERMANY	39 39	39 39					
VAN NUIS RICHARD K	Coronado	Califor	437 437			437 437			
VAN OMMEREN /SINGAPORE/ PTE		SINGAPO	2,054 2,054				2,054 2,054		
VAN PETTY MANUFACTURING INC	Thousand Oaks	Califor	123 123						123 123
VAN ROTH INDUSTRIES	Los Angeles	Califor	37 37						37 37

(DOLLARS IN THOUSANDS)

CONTRACTOR	CITY	STATE/ COUNTRY	DOD TOTAL	ARMY	NAVY	AIR FORCE	DLA	OCE	ODA
VAN WAGENEN & BEAVERS	Jacksonville	Florida	95 95		95 95				
VAN WATERS AND ROGERS INC	Anchorage	Alaska	134 134				134 134		
VAN WERT SNYDER & ASSOC PC	South Weymouth	Nav Mass	83	79	83	39			
VAN WERT SNYDER & ASSOC PC	Niagara Falls	Inte New Yor	118 201	79 79	83	39 39			
VAN ZEE MARVIN	Pickstown	S Dakot	29 29						29 29
VANCE BROTHERS INC	Linn Creek	Missour	178 178	178 178					
VANCE CORPORATION	March Air Force Ba	Califor	146 146			146 146			
VANCE ENGINEERING CO	Dickson City	Penn	25 25	25 25					
VANCE SYSTEMS INC	Chantilly	Virgini	50		50				
VANCE SYSTEMS INC	Dulles	Virgini	486 536		486 536				
VANCO INDUSTRIES INC	De Kalb	Miss	7,561			7,561			
VANCO INDUSTRIES INC	Kingston	Tenness	155			155			
VANCO INDUSTRIES INC	Lenoir City	Tenness	6,944 14,660			6,944 14,660			
VANDEMARK & LYNCH INC	Wilmington	Delawar	232 232						232 232
VANDER WERFF C & SONS INC	Coronado	Califor	95		95				
VANDER WERFF C & SONS INC	El Toro	Califor	26 121		26 121				
VANDEBILT SHIRT COMPANY INC	Brantley	Alabama	371			371			
VANDEBILT SHIRT COMPANY INC	Augusta	Georgia	481			481			
VANDEBILT SHIRT COMPANY INC	Statham	Georgia	71			71			
VANDEBILT SHIRT COMPANY INC	Olive Hill	Kentuck	3,024			3,024			
VANDEBILT SHIRT COMPANY INC	Asheville	N Carol	1,374 5,321			1,374 5,321			
VANDEBILT UNIVERSITY THE	Nashville	Tenness	6,944 6,944	1,685 1,685	3,481 3,481	1,778 1,778			
VANDEVENTER MACHINE WORKS CO	St. Louis	Missour	197 197	197 197					

(DOLLARS IN THOUSANDS)

CONTRACTOR	CITY	STATE/ COUNTRY	DOD TOTAL	ARMY	NAVY	AIR FORCE	DLA	OCE	ODA
VANEE FOODS COMPANY	Berkeley	Illinois	11,737				11,737		
VANEE FOODS COMPANY	Downers Grove	Illinois	450				450		
			12,187				12,187		
VANGARD INDUSTRIES INC	Kansas City	Kansas	636				636		
VANGARD INDUSTRIES INC	Kansas City	Missour	51	39-			90		
			687	39-			726		
VANGUARD INSTRUMENT CORP	Melville	New Yor	37		37				
			37						
VANGUARD RESEARCH INC	Colorado Springs	Colorad	194			194			
VANGUARD RESEARCH INC	Offutt AFB	Nebrask	2,474			2,474			
VANGUARD RESEARCH INC	Fairfax	Virgini	197	197					
			2,865	197		2,668			
VANGUARD TECHNOLOGIES CORP	Washington	D.C.	130						130
VANGUARD TECHNOLOGIES CORP	Aberdeen Prov Grnd	Marylan	2,758	2,758		63	1,272		493
VANGUARD TECHNOLOGIES CORP	Nellis AFB	Nevada	63				1,272		623
VANGUARD TECHNOLOGIES CORP	Fairfax	Virgini	7,251			63			
			10,202	2,758	5,486				
VANGUARD DIVERSIFIED INC	Cattaraugus	New Yor	100				100		
			100				100		
VANHER CORPORATION	Barstow	Califor	430		430				
			430		430				
VANSANT & GUSLER INC	Washington	D.C.	386		386				
VANSANT & GUSLER INC	Portsmouth	Virgini	46		46				
VANSANT & GUSLER INC		CANADA	74		74				
VANSANT & GUSLER INC	Guantanamo NAS	CUBA	37		37				
			543		543				
VANTAGE ASSOCIATES INC	San Diego	Califor	4,174	129	3,674	371			
			4,174	129	3,674	371			
VANTAGE ENGINEERING & CNSTR	Cannon AFB	New Mex	447			447			
			447			447			
VANTAGE FOODS INC	Cincinnati	Ohio	1,351				1,351		
			1,351				1,351		
VANZETTI SYSTEMS INC	Stoughton	Mass	265	265					
			265	265					
VAQUERO CONSTRUCTION CO	Bergstrom AFB	Texas	162			162			
VAQUERO CONSTRUCTION CO	Fort Hood	Texas	256			162			
			418	256		162			
VARD NEWPORT	Santa Ana	Califor	2,050-	2,050-					
			2,050-	2,050-					

CONTRACTOR	CITY	STATE/ COUNTRY	DOD TOTAL	ARMY	NAVY	AIR FORCE	DLA	OCE	ODA	
										(DOLLARS IN THOUSANDS)
VARELAS JOHN CONS CORP	Colts Neck	New Jer	111 111		111 111					
VAREX CORPORATION	Rockville	Marylan	43 43			43 43				
VARGAS C & ASSOCIATES LTD IN Kings Bay		Georgia	31 31		31 31					
VARIABLE STAFFING SYSTEMS IN Jacksonville		Florida	155		155					
VARIABLE STAFFING SYSTEMS IN Brunswick NAS		Maine	68		68					
VARIABLE STAFFING SYSTEMS IN Edgewood Arsenal		Marylan	25	25						
VARIABLE STAFFING SYSTEMS IN L. G. Hanscom AFB		Mass	234			234				
VARIABLE STAFFING SYSTEMS IN Warrenton		Virgini	28 510	28 53						
VARIAN ASSOCIATES INC	Costa Mesa	Califor	33		33					
VARIAN ASSOCIATES INC	Marina del Ray	Califor	5,033	5,033						
VARIAN ASSOCIATES INC	Palo Alto	Califor	36,615	6,720		12,136	3,050			
VARIAN ASSOCIATES INC	San Carlos	Califor	711		14,709	318	143			
VARIAN ASSOCIATES INC	San Diego	Califor	6,136	314	2,703		3,119			
VARIAN ASSOCIATES INC	Santa Clara	Califor	20,839	286	20,234	193	126			
VARIAN ASSOCIATES INC	Santa Fe Springs	Califor	46			46				
VARIAN ASSOCIATES INC	Aberdeen Prov Grnd	Marylan	40	40						
VARIAN ASSOCIATES INC	Bethesda	Marylan	32		32					
VARIAN ASSOCIATES INC	Beverly	Mass	15,519	186	5,799	4,387	5,147			
VARIAN ASSOCIATES INC	Millbrook	New Jer	47							
VARIAN ASSOCIATES INC	Clackamas	Oregon	27	27						
VARIAN ASSOCIATES INC	Dallas	Texas	474-		78	552-				
VARIAN ASSOCIATES INC	Sugar Land	Texas	254	59	141		54			
VARIAN ASSOCIATES INC	Salt Lake City	Utah	2,190			66	2,124			
VARIAN ASSOCIATES INC	Tacoma	Washing	48	48						
VARIAN ASSOCIATES INC		AUSTRAL	84			84				
			87,180	12,713	43,979	16,678	13,810			
VARIAN CANADA INC	Kennesaw	Georgia	65			65				
VARIAN CANADA INC		CANADA	134 199	134 134						
VARICHEM CORPORATION	North Chicago	Illinois	240 240				240 240			
VARIGAS RESEARCH INC	Lutherville-Timoni	Marylan	97 97		97 97					
VARIITYPER	Jackson	Miss	35 35						35 35	
VARNEY ELEC CO INC	Salem	Virgini	199 199	199 199						

DOD PRIME CONTRACT AWARDS OVER \$25,000 BY CONTRACTOR, STATE AND CITY FY 1988 (OCT - SEP)

ST19

(DOLLARS IN THOUSANDS)

CONTRACTOR	CITY	STATE/ COUNTRY	DOD TOTAL	ARMY	NAVY	AIR FORCE	DLA	OCE	ODA
VARO ELECTRO OPTICS INC	Garland	Texas	100		100				
			100		100				
VARO ELECTRON DEVICES	Garland	Texas	526	526					
			526	526					
VARO INC	Garland	Texas	6,662		6,580		82		
VARO INC	Garland	Texas	2,598	1,375	975	209	39		
VARO INC	Garland	MEXICO	434				434		
			9,694	1,375	7,555	209	555		
VARTA BATTERIE AG		GERMANY	132	132					
			132	132					
VASHAW SCIENTIFIC INC	Norcross	Georgia	179	179					
			179	179					
VASSILAROS, JOHN A & SONS IN	New York	New York	521				521		
			521				521		
VAT BAUSTOFFTECHNIK GMBH		GERMANY	38	38					
			38	38					
VATEC INCORPORATED	Laurel	Maryland	712		712				
			712		712				
VATELL CORPORATION	Christiansburg	Virginia	495	495					
			495	495					
VATERS INC	New Castle	Indiana	54			54			
VATERS INC	Oklahoma City	Oklahoma	261			261			
			315			315			
VATICA CONTRACTING INC	Washington	D.C.	27		27				
VATICA CONTRACTING INC	Bethesda	Maryland	129		129				
VATICA CONTRACTING INC	Silver Spring	Maryland	229	229					
VATICA CONTRACTING INC	White Oak	Maryland	131		131				
VATICA CONTRACTING INC	Philadelphia	Penn	240	240					
			756	469	287				
VAUGHAN ROOFING/SHEET METAL	Fort Polk	Louisiana	198	198					
			198	198					
VAUGHN ARCHITECTS PLUS INC	San Angelo	Texas	28	28					
			28	28					
VAUGHN ORGANIZATION P C	Warminster	Penn	48			48			
			48			48			
VAUGHTS JANITORIAL SVC	Rocky Mountain	Colorado	80	80					
			80	80					

(DOLLARS IN THOUSANDS)

CONTRACTOR	CITY	STATE/ COUNTRY	DOD TOTAL	ARMY	NAVY	AIR FORCE	DLA	OCE	ODA
VCC TECHNOLOGIES	Hollywood	Florida	64 64			64 64			
VEATCH ELECTRIC SERVICE INC	Vandenberg AFB	Califor							
VEATHS PAVING CO INC	Carlyle	Illinois	39 39					39 39	
VECTOR CORPORATION	Pittsburgh	Penn	35- 35-	35- 35-					
VECTOR INDUSTRIAL SERVICES	Liverpool	New Yor	29 29	29 29					
VECTOR MICRO	Washington	D.C.	40 40		40 40				
VECTOR MICROWAVE RESEARCH	Alexandria	Virginia	47 47		47 47				
VECTOR RESE..RCH COMPANY INC	Bethesda	Marylan	7,027 7,027		7,027 7,027				1,147 4,864 6,011
VECTOR RESEARCH INC	Washington	D.C.	1,147						
VECTOR RESEARCH INC	Ann Arbor	Michiga	5,732 6,879	868 868					
VECTOR TECHNOLOGY CORP	Minneapolis	Minneso	64 64						64 64
VECTORVISION	Minneapolis	Minneso	50 50	50 50					
VECTRON LABORATORIES INC	Norwalk	Conn	115 115		65 65		50 50		
VEDA INCORPORATED	Fort Rucker	Alabama	112	112					
VEDA INCORPORATED	Camarillo	Califor	165		165				
VEDA INCORPORATED	Point Mugu Naval A	Califor	308		308				
VEDA INCORPORATED	Fort Walton Beach	Florida	1,622		1,622				
VEDA INCORPORATED	Lexington Park	Marylan	28,844		28,729				
VEDA INCORPORATED	Patuxent River NAT	Marylan	575		575				
VEDA INCORPORATED	Dayton	Ohio	4,341		4,341				
VEDA INCORPORATED	Arlington	Penn	574		574				
VEDA INCORPORATED	Warminster	Penn	2,604		2,604				
VEDA INCORPORATED	Fort Hood	Texas	487	487					
VEDA INCORPORATED	Alexandria	Virginia	143-		143-				
VEDA INCORPORATED	Arlington	Virginia	5,563		5,563				
VEDA INCORPORATED	Norfolk	Virginia	690		690				
VEDA INCORPORATED	Pleasant Gap	Virginia	37		37				

		(DOLLARS IN THOUSANDS)							
CONTRACTOR	CITY	STATE/ COUNTRY	DOD TOTAL	ARMY	NAVY	AIR FORCE	DLA	OCE	ODA
VEDA INCORPORATED		KUWAIT	749	599	749	6,652			
VEE MFG CORP	Grantsville	W Virgi	137		39,277		137		137
VEECO INSTRUMENTS INC	Pompano Beach	Florida	661	101	246	661			
VEECO INSTRUMENTS INC	Melville	New Yor	526			179			
VEECO INSTRUMENTS INC	Plainview	New Yor	428	101	246	428			
			1,615			1,268			
VEEDER INDUSTRIES INC	Hartford	Conn	270	100	143	27			
			270	100	143	27			
VEEDER ROOT CO	Hartford	Conn	47				47		47
			47						47
VEENSTRA & KIMM INC	Des Moines	Iowa	40	40					
			40	40					
VEHICLE MODIFICATION CO., INC	Petaluma	Califor	157	157					
			157	157					
VELA ASSOCIATES INC	Bethesda	Marylan	175		175				
			175		175				
VELAN VALVE CORP	Williston	Vermont	1,529		284		1,245		
VELAN VALVE CORP	Wilmington	Vermont	43				43		
VELAN VALVE CORP		CANADA	140				140		
			1,712		284		1,428		
VELCON FILTERS INC	Sylacauga	Alabama	269				269		
VELCON FILTERS INC	San Jose	Califor	168			69	99		
VELCON FILTERS INC	Reidsville	N Carol	11,351	9,888	420	772	271		
			11,788	9,888	420	841	639		
VELISSARIOS PAINT COMPANY	Camp Lejeune	N Carol	112		112				
			112		112				
VELOCITY MARINE INC	New Orleans	Louisia	38			38			
			38			38			
VELONEX	Santa Clara	Califor	27		27				
			27		27				
VELSEY ARCHITECTS	Washington	D.C.	302	302					
			302	302					
VELVA SHEEN MANUFACTURING CO	Cincinnati	Ohio	39		39				
			39		39				

CONTRACTOR	CITY	STATE/ COUNTRY	DOD TOTAL	ARMY	NAVY	AIR FORCE	DLA	OCE	ODA
VEMO COMPANY THE	Bremerton	Washing	42		42				
VEMO COMPANY THE	Keyport	Washing	250		250				
VEMO COMPANY THE	Whidbey Island	NAS Washing	33		33				
			325		325				
VENCO ELECTRIC INC	Point Mugu	Califor	73		73				
			73		73				
VENICE MAID CO INC	Gibbsboro	New Jer	36				36		
VENICE MAID CO INC	Vineland	New Jer	2,390				2,390		
			2,426				2,426		
VENNTRONIX CORPORATION	Roslyn Heights	New Yor	268	268					
			268	268					
VENT VUE		PANAMA	153			153			
			153			153			
VENTANA SCIENCES INC	Davis	Califor	116		116				
VENTANA SCIENCES INC	San Diego	Califor	279		279				
			395		395				
VENTURA ENGINEERING INC	Columbus	Ohio	32			32			
			32			32			
VENTURE GROUP	Sardis	Oklahom	4,449						4,449
			4,449						4,449
VENTURE MFG CO	Tempe	Arizona	102-				102-		
			102-				102-		
VENTURIAN CORP	Hopkins	Minneso	3,017	3,017					
VENTURIAN CORP	Croton Falls	New Yor	66	66					
			3,083	3,083					
VENUS CONSTRUCTION CORPORATI	Washington	D.C.	48		48				
			48		48				
VENUS SCIENTIFIC INC	Farmingdale	New Yor	2,198	122	344	1,643	89		
			2,198	122	344	1,643	89		
VEPCO OF SARASOTA INC	Dover	Delawar	1,139	860		279			
			1,139	860		279			
VEPO B V		NETHERL	84	84					
			84	84					
VER-VAL ENTERPRISES INC	Fort Walton Beach	Florida	10,650		5,039	5,611			
			10,650		5,039	5,611			
VERAC INCORPORATED	Anaheim	Califor	893			893			



(DOLLARS IN THOUSANDS)										
CONTRACTOR	CITY	STATE/ COUNTRY	DOD TOTAL	ARMY	NAVY	AIR FORCE	DLA	OCE	ODA	
VERMEER SALES OF OKLAHOMA IN Moore		Oklahom	575 575				575 575			
VERMILLION ENTERPRISES INC	Wichita	Kansas	31 31			31 31				
VERMONT PHOTONICS INC	Putney	Vermont	155 155			155 155				
VERMONT PIPELINE SERVICE CO	L. G. Hanscom AFB	Mass	67 67			67 67				
VERNITRON CORPORATION	Los Angeles	Califor	769	322	29	175	243			
VERNITRON CORPORATION	San Diego	Califor	939		141		798			
VERNITRON CORPORATION	Carlstadt	New Jer	201		169		32			
VERNITRON CORPORATION	Deer Park	New Yor	1,921		601	1,032	288			
VERNITRON CORPORATION	Bedford	Ohio	68				68			
			3,898	322	940	1,207	1,429			
VERNITRON MEDICAL PRODUCTS	Carlstadt	New Jer	123 123	123 123						
VERNON MOVING & STORAGE CO	Fort Polk	Louisia	232 232	232 232						
VERNON TOOL CO LTD	Oceanside	Califor	265 265		265 265					
VERSA TECHNOLOGIES INC	Cudahy	Wiscons	591 591	66 66	525 525					
VERSA-MATIC TOOL INC	Chest Springs	Penn	70 70						70 70	
VERSAILLES FORMAL WEAR INC	New York	New Yor	30 30						30 30	
VERSAR INC	Andrews AFB	Marylan	50	32						
VERSAR INC	Fort Hill	Virgini	32							
VERSAR INC	Norfolk	Virgini	17-		17-					
VERSAR INC	Springfield	Virgini	1,098	185	143	770	288			
VERSAR INC		GUAM	1,068		1,068					
			2,231	217	1,194	820				
VERSATEC INC	Santa Clara	Califor	92	92						
VERSATEC INC	Burlington	Mass	30		30					
VERSATEC INC	Cincinnati	Ohio	39						39	
VERSATEC INC	Bellevue	Washing	38	92	38	39				
			199		68					
VERSATILE INC	Jacksonville	Arkansa	96 96						96 96	

(DOLLARS IN THOUSANDS)

CONTRACTOR	CITY	STATE/ COUNTRY	DOD TOTAL	ARMY	NAVY	AIR FORCE	DLA	OCE	ODA
VERSEIDAG SICHERHEITSTEXTILI		GERMANY	143 143	82 82		61 61			
VERTAC CHEMICAL CORPORATION	Vicksburg	Miss	1,932 1,932			1,932 1,932			
VERTEX COMMUNICATION CORP	Kilgore	Texas	75 75		75 75				
VERTEX INC	Silver Spring	Marylan	96		96	111			
VERTEX INC	Charleston AFB	S Carol	111 207		96	111 111			
VERTEX MECH INDUSTRIES	Robins AFB	Georgia	737 737			737 737			
VESPA JOHN INC	Watertown	New Yor	52 52	52 52					
VESSEL CHARTERS INC	New York	New Yor	35,235 35,235		35,235 35,235				
VESTAR RESEARCH INC	Pasadena	Califor	84 84		84 84				
VESTEC CORP	Houston	Texas	44 44	44 44					
VETERAN WIRE & CABLE	East Farmingdale	New Yor	71					71	
VETERAN WIRE & CABLE	Jordan	New Yor	57	57					
VETERAN WIRE & CABLE	Doylestown	Penn	934	358	150			426	
VETERAN WIRE & CABLE	Pawtucket	Rhode I	112 1,174	415	150			112	609
VETERANS ADMIN SUPPLY DEPOT	Somerville	New Jer	271 271	271 271					
VETERANS ADMINISTRATION	Miami	Florida	26 26	26 26					
VETERANS ADMINISTRATION	Miami Lakes	Florida	90 90	90 90					
VETERANS ADMINISTRATION	Lawrenceville	Georgia	39	39					
VETERANS ADMINISTRATION	Hines	Illinoi	729	729					
VETERANS ADMINISTRATION	Linthicum Heights	Marylan	26 794	26 794					
VETERANS ADMINISTRATION	Arlington	Texas	28 28	28 28					

CONTRACTOR	CITY	STATE/ COUNTRY	DOD TOTAL	ARMY	NAVY	AIR FORCE	DLA	OCE	ODA
VETERANS ADMINISTRATION	Houston	Texas	33	33					
VETERANS ADMINISTRATION	Irving	Texas	44	44					
VETERANS ADMINISTRATION	San Antonio	Texas	30	30					
			107	107					
VEVERKA JOHN & ASSOC	Winona	Minneso	28					28	
			28					28	
VFL TECHNOLOGY CORP	Malvern	Fenn	75					75	
			75					75	
VGS CORPORATION	Sandersville	Miss	3,545				3,545		
			3,545				3,545		
VHA DIAGNOSTIC SVCS	San Antonio	Texas	372	372					
			372	372					
VHG LABS	Manchester	N.H.	50	50					
			50	50					
VIA GEO RESOURCES INC	Beale AFB	Califor	2,507				2,507		
VIA GEO RESOURCES INC	Vandenberg AFB	Califor	2,507				2,507		
VIA GEO RESOURCES INC	Tacoma	washing	1,062				1,062		
			1,062				1,062		
VIACOM INTERNATIONAL INC	New York	New Yor	37						37
			37						37
VIAN ENTERPRISES INC	Auburn	Califor	50		50				
			50		50				
VIANS INDUSTRIES INC	Alexandria	Louisia	1,056				1,056		
			1,056				1,056		
VIASAT INC	Carlsbad	Califor	955		906	49			
			955		906	49			
VIASIT BUEROSITMOEBEL GMBH		GERMANY	77			77			
			77			77			
VIASIT GMBH		GERMANY	56	56					
			56	56					
VIATEK INC	Aberdeen Prov Grnd	Marylan	44	44					
			44	44					
VIBRA SCREW INCORPORATED	Totowa	New Jer	268		268				
			268		268				
VIBRO-METER CORP	Billerica	Mass	29	29					
			29	29					

		(DOLLARS IN THOUSANDS)							
CONTRACTOR	CITY	STATE/ COUNTRY	DOD TOTAL	ARMY	NAVY	AIR FORCE	DLA	OCE	ODA
VIBROGRAF U S A CORP	Floral Park	New Yor	67 67		67 67				
VICKERMAN-ZACHERY-MILLER	Concord	Califor	87		87				
VICKERMAN-ZACHERY-MILLER	Oakland	Califor	164		164				
VICKERMAN-ZACHERY-MILLER	Ozol	Califor	154		154				
VICKERMAN-ZACHERY-MILLER	Vallejo	Califor	216 621		216 621				
VICKERS INCORPORATED	Jackson	Miss	22,339 22,339	5,462 5,462	4,662 4,662	10,115 10,115	2,100 2,100		
VICKERS TOWING CO	Memphis	Tenness	106 106					106 106	
VICKERS TRUCK EQUIPMENT CO	Tooele Army Depot	Utah	31 31	31 31					
VICKRY/VRESAT/AWSUMB ASSOC I	Orlando	Florida	307		307				
VICKRY/VRESAT/AWSUMB ASSOC I	Kings Bay	Georgia	193		193				
VICKRY/VRESAT/AWSUMB ASSOC I	Rantoul	Illinoi	216	216					
VICKRY/VRESAT/AWSUMB ASSOC I		BAHAMAS	31 747	216	31 531				39 39
VICKS CLEANERS INC	Warrington	Florida	27 27		27 27				417 417
VICKSBURG FAMILY CLINIC, THE	Vicksburg	Miss	39 39						33 33
VICKSBURG FLEETING INC	Vicksburg	Miss	417 417						
VICKSBURG WARREN PARKING	Vicksburg	Miss	33 33						
VICOM SYSTEMS, INC	San Jose	Califor	110 110		110 110				
VICON INDUSTRIES INC	Fort Knox	Kentuck	61 61	61 61					
VICTAULIC COMPANY OF AMERICA	Easton	Penn	35 35	35 35					
VICTOR CORPORATION THE	Indianapolis	Indiana	357 357	357 357					
VICTOR FLUID POWER INC	Granite Falls	Minneso	76 76		76 76				

		(DOLLARS IN THOUSANDS)							
CONTRACTOR	CITY	STATE/ COUNTRY	DOD TOTAL	ARMY	NAVY	AIR FORCE	DLA	OCE	ODA
VICTOR FOODS INC	St. Charles	Missour	44 44				44 44		
VICTOR MICROWAVE INC	Wakefield	Mass	432 432	404 404			28 28		
VICTOR VALLEY WASTE WATER	Oro Grande	Califor	47 47			47 47			
VICTOR VALLEY WATER RECLAMTN	Oro Grande	Califor	41 41			41 41			
VICTOR-BALATA BELTING COMPAN	Buffalo	New Yor	55 55		55 55				
VICTORIA		GERMANY	696 696	696 696					
VICTORIA INTERNATIONAL LTD	Washington	D.C.	256					825	256
VICTORIA INTERNATIONAL LTD	Alexandria	Virgini	825 1,081					825	256
VICTORIA MACHINE WORKS	Victoria	Texas	662 662		633 633			29 29	
VICTORY ENGINEERING CORP	Springfield	New Jer	83 83	54 54			29 29		
VIDCO VIDEO COMMUNICATIONS		GERMANY	93 93	93 93					
VIDEO & TELECOMMUNICATIONS	Falls Church	Virgini	326		326				
VIDEO & TELECOMMUNICATIONS	Springfield	Virgini	321	321					
VIDEO & TELECOMMUNICATIONS	Waynesboro	Virgini	430 1,077	430 751	326				
VIDEO CORPORATION OF AMERICA	Somerset	New Jer	33 33	33 33					
VIDEO DYNAMICS INC	Chantilly	Virgini	93 93						93 93
VIDEO MASTERS INC	Kansas City	Missour	4,859 4,859	4,859 4,859					
VIDEO SCAN SECURITY SYSTEMS	Kirtland AFB	New Mex	28 28			28 28			
VIDEO SYSTEMS INC	Dallas	Texas	53 53	53 53					

(DOLLARS IN THOUSANDS)

CONTRACTOR	CITY	STATE/ COUNTRY	DOD TOTAL	ARMY	NAVY	AIR FORCE	DLA	OCE	ODA
VIDEO TEKNIX CO	Englewood	Colorado	945 945	91 91		854 854			
VIDEO VENTURES PRODUCTIONS	Miami	Florida	163 163		38 38				125 125
VIDEOMETRICS INC	Ridgecrest	Califor	29 29		29 29				
VIDEOPHILE INCORPORATED	Aurora	Colorado	93 93	93 93					
VIDEOSPECTIONS INC	Salt Lake City	Utah	25 25			25 25			
VIDEOTAPE PRODUCTS INC	Los Angeles	Califor	216 216	43 43	82 82	91 91			
VIDEOTEK INC	Sunnyvale	Califor	32	32					
VIDEOTEK INC	Pottstown	Penn	114 146	114 146					
VIENNA GENERAL CONTRACTORS	New York	New Yor	341 341		341 341				
VIERECK COMPANY INC THE	Benicia	Califor	560		560				
VIERECK COMPANY INC THE	Carlsbad	Califor	923		622	301			
VIERECK COMPANY INC THE	Denver	Colorado	100		100				
VIERECK COMPANY INC THE	Fort Collins	Colorado	139			139			
VIERECK COMPANY INC THE	Jacksonville	Florida	284		284				
VIERECK COMPANY INC THE	College Park	Marylan	142			357	142		
VIERECK COMPANY INC THE	Columbia	Marylan	1,891	277	1,257				
VIERECK COMPANY INC THE	Greenwood	Miss	204		204				
VIERECK COMPANY INC THE	Lebanon	N.H.	335			335			
VIERECK COMPANY INC THE	Akron	New Yor	132				132		
VIERECK COMPANY INC THE	Elmira	New Yor	84	84					
VIERECK COMPANY INC THE	Cincinnati	Ohio	1,487		1,487				
VIERECK COMPANY INC THE	Solon	Ohio	224			224			
VIERECK COMPANY INC THE	Waynesboro	Penn	808		808				
VIERECK COMPANY INC THE	North Kingstown	Rhode I	826			826			
VIERECK COMPANY INC THE	Kenosha	Wiscons	552			552			
VIERECK COMPANY INC THE			8,691	361	5,322	2,734	274		
VIERRAS GARDEN & LAWN SERVIC	Moffett Field NAS	Califor	496 496		496 496				
VISSMANN WERKE GMBH & CO		GERMANY	86 86	86 86					
VIGH LOUIS TOOL & DIE WORKS	Beloit	Wiscons	391 391	391 391					

(DOLLARS IN THOUSANDS)

CONTRACTOR	CITY	STATE/ COUNTRY	DOD TOTAL	ARMY	NAVY	AIR FORCE	DLA	OCE	ODA
VIGILANTES INC	Roosevelt Roads	NS PUERTO	1,342 1,342		1,342 1,342				
VIGNOLA PAUL J ELECTRIC CO I	Bethesda	Marylan	64 64		64 64				
VIGVAN RESEARCH ASSOCIATES	Hampton	Virgini	954 954	757 757		197 197			
VIKING ACOUSTICAL CORP	Lakeville	Minneso	79 79	79 79					
VIKING AMERICA INC	Solon	Ohio	32				32		
VIKING AMERICA INC		NORWAY	84 116				84 116		
VIKING COAL CO	Weston	W Virgi	255					255	
VIKING COAL CO	Lewis	W Virgi	255 510					255 510	
VIKING CONNECTORS	Los Angeles	Callifor	245 245		245 245				
VIKING ELECTRIC SERVICE	Chesapeake	Virgini	41 41		41 41				
VIKING FENCE COMPANY INC	Coronado	Callifor	41		41				
VIKING FENCE COMPANY INC	East Granby	Conn	37 78	37 37	41 41				
VIKING INDUSTRIES	El Dorado	Arkansa	96 96	96 96					
VIKING PUMP HOUDAILLE INC	Cedar Falls	Iowa	84 84	55 55	29 29				
VIKING ROPE CORPORATION	Anacortes	Washing	410 410				410 410		
VIKING SEAFOODS INC	Malden	Mass	1,101 1,101				1,101 1,101		
VIKING SYSTEMS INTERNATIONAL	Johnstown	Ohio	96 96			96 96			
VIKONICS INC	Secaucus	New Jer	505	29					
VIKONICS INC	Fort Drum	New Yor	3,815 4,320	3,815 3,844		476 476			
VILLA BLANCA BODY EXPERT	Trujillo Alto	PUERTO	33 33	33 33					

(DOLLARS IN THOUSANDS)

CONTRACTOR	CITY	STATE/ COUNTRY	DOD TOTAL	ARMY	NAVY	AIR FORCE	DLA	OCE	ODA
VILLAGE HOMES	Holbrook	Arizona	349	349					
VILLAGE HOMES	Fort Irwin	Califor	160	160					
			509	509					
VILLANOVA UNIVERSITY	Villanova	Penn	125	125					
			125	125					
VILLANUEVA AIA & ASSOCIATES	Tustin	Califor	59		59				
			59		59				
VILLAREAL & SON ROOFING INC	March Air Force Ba	Califor	155			155			
			155			155			
VIMASCO CORPORATION	Nitro	W Virgi	57						
			57						
VINCENNES UNIVERSITY	Indianapolis	Indiana	56	56					
			56	56					
VINCENT METALS INCORPORATED	Indianapolis	Indiana	146		146				
			146		146				
VINCENT ROOFING INC	Fort Riley	Kansas	178	178					
			178	178					
VINDICATOR INC	San Jose	Califor	25-						
			25-						
VINELAND SYRUP INC	Vineland	New Jer	25		25				
			25		25				
VINETA INC	Falls Church	Virgini	62						
			62						
VINING OIL CO	Jamestown	N Dakot	151						151
			151						151
VINNELL BELVOIR CORP		PHILIPP	254						
			254						
VINNELL CORP BROWN & ROOT JV		TURKEY	139						
			139						
VINNELL CORPORATION	Barstow	Califor	122						
VINNELL CORPORATION	Fort Stewart	Georgia	815						
VINNELL CORPORATION	Dugway Proving Gro	Utah	4,253						
VINNELL CORPORATION	Fairfax	Virgini	1,173						
VINNELL CORPORATION		GERMANY	113						
VINNELL CORPORATION		KOREA,	82						
VINNELL CORPORATION		OMAN	9,359						
VINNELL CORPORATION		S ARABI	109,389						
			109,389						

CONTRACTOR	CITY	STATE/ COUNTRY	DOD TOTAL	ARMY	NAVY	AIR FORCE	DLA	OCE	ODA
VINNELL CORPORATION		TURKEY	372			372			
			125,678	115,947		9,731			
VINSANT PAINTING & DECORATIN	Redstone Arsenal	Alabama	37	37					
			37	37					
VINTAGE SERVICES INC	Tampa	Florida	27			27			
			27			27			
VINYL TECHNOLOGY INC	El Monte	Califor	30				30		
VINYL TECHNOLOGY INC	South El Monte	Califor	413				413		
			443				443		
VIOIENDAS E INVERSIONES S A		EL SALV	518	518					
			518	518					
VIOLET DOCK PORT INC	Violet	Louisia	1,148		1,148				
			1,148		1,148				
VIOLIN HOUSE OF WEAVER	Bethesda	Marylan	38			38			
			38			38			
VION CORPORATION	Washington	D.C.	6,077	80	39	5,770	55		213
VION CORPORATION	Rock Island	Illinois	80						
VION CORPORATION	Wright Patterson A	Ohio	453			453			
			6,610	80	39	6,223	55		213
VIRCO MFG CORPORATION	Conway	Arkansa	150						
VIRCO MFG CORPORATION	Los Angeles	Califor	399	31	399		150		
VIRCO MFG CORPORATION	Rapid City	S Dakot	31	31					
			580						
VIRGINIA BRIDGE & STRUCTURE	Virginia Beach	Virgini	46-		46-				
			46-		46-				
VIRGINIA COMMONWEALTH UNIV	Richmond	Virgini	637	462	175				
			637	462	175				
VIRGINIA ELC & PWR COMPANY	Alexandria	Virgini	970						
VIRGINIA ELC & PWR COMPANY	Fort Lee	Virgini	2,187	970					
VIRGINIA ELC & PWR COMPANY	Hampton	Virgini	2,765	2,187					
VIRGINIA ELC & PWR COMPANY	Newport News	Virgini	4,600	1,316		1,449			
VIRGINIA ELC & PWR COMPANY	Warrenton	Virgini	303	4,600					
			10,825	9,376		1,449			
VIRGINIA ELECTRONICS INC	Virginia	Minneso	252-	252-					
			252-	252-					
VIRGINIA INDUSTRIES	Charlottesville	Virgini	198						198
			198						198

(DOLLARS IN THOUSANDS)

CONTRACTOR	CITY	STATE/ COUNTRY	DOD TOTAL	ARMY	NAVY	AIR FORCE	DLA	OCE	ODA
VIRGINIA INDUSTRY FOR BLIND	Richmond	Virgini	148				148		
			148				148		
VIRGINIA MACHINE & SUPPLY CO	Newport News	Virgini	170		170				
			170		170				
VIRGINIA MANUFACTURING CO IN	George AFB	Califor	30			30			
VIRGINIA MANUFACTURING CO IN	Fort Jackson	S Carol	58	58					
VIRGINIA MANUFACTURING CO IN	Pennington	Virgini	189	149	40				
VIRGINIA MANUFACTURING CO IN	Pennington Gap	Virgini	340	340	177	45			
			839	547	217	75			
VIRGINIA MATERIALS CORP	Norfolk	Virgini	407		407				
			407		407				
VIRGINIA MILITARY INSTITUTE	Lexington	Virgini	417	289		128			
			417	289		128			
VIRGINIA NATURAL GAS	Hampton	Virgini	231	231					
			231	231					
VIRGINIA PANEL CORPORATION	Waynesboro	Virgini	128	35		93			
			128	35		93			
VIRGINIA PLYTHNIC INST/ST U	Blacksburg	Virgini	5,351	806	2,890	1,620		35	
VIRGINIA PLYTHNIC INST/ST U	Dahlgren	Virgini	802		802				
VIRGINIA PLYTHNIC INST/ST U	Falls Church	Virgini	123						123
			6,276	806	3,692	1,620		35	123
VIRGINIA POWER	Newport News	Virgini	214						
			214						
VIRGINIA REFRIGERATION INC	Aberdeen Prov Grnd	Marylan	73-	73-					
VIRGINIA REFRIGERATION INC	Norfolk	Virgini	44		44				
			29-						
VIRGINIA ROOFING CORPORATION	Quantico	Virgini	136		136				
			136		136				
VIRGINIA STATE UNIVERSITY	Petersburg	Virgini	80	80					
			80	80					
VIRTEXCO CORPORATION	Stumpy Point	N Carol	156			156			
VIRTEXCO CORPORATION	Camp Pickett	Virgini	65	65					
VIRTEXCO CORPORATION	Cape Charles Air F	Virgini	698	698					
VIRTEXCO CORPORATION	Fort Lee	Virgini	175	175					
VIRTEXCO CORPORATION	Hampton	Virgini	1,485			1,485			
VIRTEXCO CORPORATION	Newport News	Virgini	63	63					
VIRTEXCO CORPORATION	Norfolk	Virgini	8,018	134					
VIRTEXCO CORPORATION	Portsmouth	Virgini	2,534						
VIRTEXCO CORPORATION	Virginia Beach	Virgini	568						

(DOLLARS IN THOUSANDS)

CONTRACTOR	CITY	STATE/ COUNTRY	DOD TOTAL	ARMY	NAVY	AIR FORCE	DLA	OCE	ODA
VIRTEXCO CORPORATION	Williamsburg	Virginia	72		72				
VIRTEXCO CORPORATION	Yorktown	Virginia	431		431				
VIRTEXCO CORPORATION	Sugar Grove	Virginia	503		503				
VIRTEXCO CORPORATION	Guantanamo NAS	BERMUDA	136		136				
VIRTEXCO CORPORATION		CUBA	119		119				
			15,023	1,135	12,247	1,641			
VIRTUAL PROTO TYPES		CANADA	306		306				
			306						
VISAC		PANAMA	4,472	4,472					
			4,472	4,472					
VISCOT INDUSTRIES INC	East Hanover	New Jer	358				358		
VISCOT INDUSTRIES INC	Whippany	New Jer	36				36		
			394				394		
VISCOUNT CONSTRUCTION CO INC	Fort George G. Mea	Marylan	124						
			124						
VISIDYNE INC	Burlington	Mass	2,038	72		1,966			
			2,038	72		1,966			
VISION MACHINE & TOOL CO	San Antonio	Texas	54			54			
			54			54			
VISION METAL PRODUCTS INC	Panama City	Florida	31				31		
			31				31		
VISIONS	San Diego	Califor	188		188				
			188		188				
VISONIC S. A.		SPAIN	120			120			
			120			120			
VISTA CONTROLS INC	Saugus-Bouquet Can	Califor	386	386					
VISTA CONTROLS INC	Valencia	Califor	23	50					
			409	436					
VISTA INDUSTRIES INC	Northvale	New Jer	740					740	
			740					740	
VISTA RESEARCH	Mountain View	Califor	529	433					
			529	433					
VISTA RESEARCH INC	Mountain View	Califor	149		149				
VISTA RESEARCH INC	Mountain View	Califor	26		26				
			175		175				
VISTA SCIENTIFIC CORPORATION	Ivyland	Penn	848		848				
			848		848				

(DOLLARS IN THOUSANDS)									
CONTRACTOR	CITY	STATE/ COUNTRY	DOD TOTAL	ARMY	NAVY	AIR FORCE	DLA	OCE	ODA
VISTECH CONSULTANTS INC	Dayton	Ohio	294 294			294 294			
VISU-SEWER CLEAN & SEAL INC	Rantoul	Illinois	577			577			
VISU-SEWER CLEAN & SEAL INC	San Antonio	Texas	798 1,375	798 798		577			
VISUAL GRAPHICS CORP	Tamarac	Florida	631 631			631 631			
VISUAL INDUSTRIES INC	Cattaraugus	New Yor	63	89			63		
VISUAL INDUSTRIES INC	New York	New Yor	326 389	89 89			237 300		
VISUAL INFORMATION INSTITUTE	Xenia	Ohio	306 306	37 37	29 29	240 240			
VISUAL INSTRUMENTATION CORP	Burbank	Califor	163 163	61 61	102 102				
VISUAL SYSTEMS CO INC	Two Rivers	Wiscons	28 28				28 28		
VISUAL TECHNOLOGY INC	Salt Lake City	Utah	331 331	282 282		49 49			
VISUCOM PRODUCTIONS INC	Redwood City	Califor	67 67	67 67					
VISULUX	Scott Air Force Ba	Illinois	94 94			94 94			
VITA MOTIVATOR CO	Farmingdale	New Yor	100				100		
VITA MOTIVATOR CO	Valley Stream	New Yor	47 147				47 147		
VITA-FRESH VITAMIN CO INC	Garden Grove	Califor	205 205				205 205		
VITAL AIRCRAFT PRODUCTS INC	EI Segundo	Califor	149 149			149 149			
VITEK SYSTEMS INC	Camp Pendleton NRM	Califor	57 57					57 57	
VITEK SYSTEMS INC	Bethesda	Marylan	63 63					63 63	
VITEK SYSTEMS INC	Hazelwood	Missour	78						47
VITEK SYSTEMS INC	Hazelwood	Missour	28						56
VITEK SYSTEMS INC	St. Ann	Missour	234 340	83 83	154				103

CONTRACTOR	CITY	STATE/ COUNTRY	DOD TOTAL	ARMY	NAVY	AIR FORCE	DLA	OCE	ODA
VITESSE SEMICONDUCTOR	Camarillo	Califor	55			55			
			55						
VITIN GARMENT MFG CO	Mayaguez	PUERTO	3,112				3,112		
			3,112				3,112		
VITO JAMES & SONS CNSTR CO	College Park	Marylan	257						257
			257						257
VITOLS TOOL & MACHINE CORP	Philadelphia	Penn	117		117				
			117		117				
VITRO CORPORATION	North Island	Califor	132		132				
VITRO CORPORATION	Oxnard	Califor	5,371		5,371				
VITRO CORPORATION	Port Hueneme	Califor	121		121				
VITRO CORPORATION	Ridgecrest	Califor	7,426		7,426				
VITRO CORPORATION	San Diego	Califor	889		889				
VITRO CORPORATION	Danbury	Conn	247			247			
VITRO CORPORATION	New London	Conn	2,502		2,502				
VITRO CORPORATION	New London Naval U	Conn	5,641		5,641				
VITRO CORPORATION	Fort Walton Beach	Florida	14,562			14,562			
VITRO CORPORATION	Jacksonville	Florida	25		25				
VITRO CORPORATION	Key West	Florida	34		34				
VITRO CORPORATION	Saint Marys	Georgia	3,250		3,250				
VITRO CORPORATION	Lualualei Naval Ma	Hawaii	4,442		4,442				
VITRO CORPORATION	Louisville	Kentuck	143		143				
VITRO CORPORATION	Back River	Marylan	358		358				
VITRO CORPORATION	Bethesda	Marylan	291		291				
VITRO CORPORATION	Silver Spring	Marylan	220,024	337	218,945	742			
VITRO CORPORATION	Pascagoula	Miss	53						
VITRO CORPORATION	Colts Neck	New Jer	27						
VITRO CORPORATION	Tennent	New Jer	2,316		2,316				
VITRO CORPORATION	New Jer	New Jer	104		104				
VITRO CORPORATION	Trenton Naval Air	New Jer	1,048			1,048			
VITRO CORPORATION	Oklahoma City	Oklahom	102		102				
VITRO CORPORATION	Warminster	Penn	2,132		2,132				
VITRO CORPORATION	Middletown	Rhode I	478		478				
VITRO CORPORATION	Newport	Rhode I	94		94				
VITRO CORPORATION	Charleston	S Carol	3,701		3,701				
VITRO CORPORATION	Dahlgren	Virgini	130		130				
VITRO CORPORATION	Fort Lewis	Washing	9,914		9,914				
VITRO CORPORATION	Silverdale	Washing	179		179				
VITRO CORPORATION		JAPAN	78						
VITRO CORPORATION		PHILIPP	285,814	467	268,748	16,599			
VITRO SERVICES CORPORATION	Eglin Air Force Ba	Florida	31,331			31,331			
VITRO SERVICES CORPORATION	Fort Walton Beach	Florida	576		31				
			31,907	545	31				
VITRONICS INC	Eatontown	New Jer	8,707			8,707			
VITRONICS INC	Oceanport	New Jer	4,525			4,525			

(DOLLARS IN THOUSANDS)

CONTRACTOR	CITY	STATE/ COUNTRY	DOD TOTAL	ARMY	NAVY	AIR FORCE	DLA	OCE	ODA
VITRONICS INC	Warrenton	Virgini	33 13,265	33 13,265					
VITTON CONSTRUCTION CO INC	Alameda	Califor	173 173		173 173				
VIVE NUGIER HYDRAULICS INC	Camarillo	Califor	32 32		60 60	28- 28-			
VIZ MANUFACTURING COMPANY IN	Philadelphia	Penn	2,214 2,214	468 468	51 51	1,695 1,695			
VLASIC FOODS INC	West Bloomfield	Michiga	1,759 1,759				1,759 1,759		
VLECK B JON CLOCKMAKERS INC	Ozark	Alabama	481 481	481 481					
VLSI DESIGN ASSOCIATES INC	San Jose	Califor	31 31	31 31					
VMI CORPORATION	Omaha	Nebrask	115 115				115 115		
VMS CONSULTING ENGINEERS	Grants Pass	Oregon	400 400	400 400					
VOELKEL & HEIDINGSFELDER		GERMANY	30 30	30 30					
VOGEL SAARFRIED		GERMANY	33 33				33 33		
VOGES MANUFACTURING CO INC	New York	New Yor	61 61		61 61				
VOICE & VIDEO INC	San Diego	Califor	65 65		65 65				
VOICE PRINTS INC	Costa Mesa	Califor	67 67			67 67			
VOICE SYSTEMS ITT	Canton	Mass	149 149			149 149			
VOITH HYDRO INC	Washington	D.C.	38 38					38 38	
VOITH SCHNEIDER AMERICA INC	Great Neck	New Yor	290 290		290 290				

(DOLLARS IN THOUSANDS)

CONTRACTOR	CITY	STATE/ COUNTRY	DOD TOTAL	ARMY	NAVY	AIR FORCE	DLA	OCE	ODA
VOLAND CORPORATION	Hawthorne	New Yor	91 91		63 63	28 28			
VOLINI FRANK & ASSOCIATES LT	Chicago Heights	Illinois	595 595		595 595				
VOLKER WRASSE ELEKTRONIK		GERMANY	1,302 1,302	1,302 1,302					
VOLKMANN R T INC	Gallup	New Mex	380	380					
VOLKMANN R T INC	Yorktown	Virgini	155 535	380	155 155				
VOLKSWAGEN AKTIENGESELLSCHAF		GERMANY	10,115 10,115	10,115 10,115					
VOLLMER ASSOCIATES	Buzzards Bay	Mass	27 27			27 27			
VOLLMER ASSOCIATES	Paramus	New Jer	176 176	176 176					
VOLLRATH COMPANY INC	Sheboygan	Wiscons	131 131				131 131		
VOLT-AGE ELECTRONICS CO	Miamisburg	Ohio	105 105				105 105		
VOLTA ENVIRONMENTAL SERVICES	Groton	Conn	65		65				
VOLTA ENVIRONMENTAL SERVICES	West Point Mill Res	New Yor	305 370	305 305	65 65				
VOLTAIX INC	North Branch	New Jer	50 50	50 50					
VOLTAMPERE CORP	Lynbrook	New Yor	1,029 1,029	242 242	719 719	48- 48-	116 116		
VOLTARC TUBES INC	Fairfield	Conn	46 46					46 46	
VOLUMATIC INC	Islip	New Yor	545 545					545 545	
VOLUMETRICS	Paso Robles	Califor	576 576		177 177	399 399			
VOLUNTEER BLIND INDUSTRIES	Morristown	Tenness	890 890						890 890
VOLUNTEER BLIND INDUSTRIES I	Johnson City	Tenness	413 413						413 413

CONTRACTOR	CITY	STATE/ COUNTRY	DOD TOTAL	ARMY	NAVY	AIR FORCE	DLA	OCE	ODA	
										(DOLLARS IN THOUSANDS)
VOLUNTEER FLOOR COMPANY INC	Tobyhanna	Army Dep Penn	209	209						
VOLVO FLYGMOTOR		SEYCHEL	26		26					
VOLZ BAUSERVICE GMBH		GERMANY	316			316				
VON OESEN HENRY & ASSOCIATES	Fort Bragg	N Carol	28	28						
VORIVERH & SOHN GMBH & CO		DENMARK	78	78						
VOSDING GMBH & CO. KOMMANDIT		GERMANY	1,782				1,782			
VOSPER PRIVATE LTD		SINGAPO	36		36					
VOSS & SONS CONSTRUCTION	Camp Douglas	Wiscons	27	27						
VOSS & SONS CONSTRUCTION	Fort McCoy	Wiscons	49	49						
VOSS INDUSTRIES INC	Emerson	Nebrask	26	55		292			26	
VOSS INDUSTRIES INC	Cleveland	Ohio	439	55		292			50	
VOYAGES E CLAUD		BELGIUM	493	493						
VOYAGES F LENOIR SPRL		BELGIUM	27	27						
VOYAGES L LIMBOURG SPRL		BELGIUM	115	115						
VOYAGES R DEGRENE		BELGIUM	188	188						
VOYIAZIS BROS LTD	Bayonne	New Jer	122	122						
VPL RSCH	Redwood City	Califor	32		32					
VRANA CHARLES & SON CNSTR CO	Offutt AFB	Nebrask	3,971	3,971						
VREDENBURG R M & CO	McLean	Virgini	7,374		7,374					

(DOLLARS IN THOUSANDS)									
CONTRACTOR	CITY	STATE/ COUNTRY	DOD TOTAL	ARMY	NAVY	AIR FORCE	DLA	OCE	ODA
VREULS RESEARCH CORPORATION	Thousand Oaks	Califor	293			229			64
VREULS RESEARCH CORPORATION	Washington	D.C.	749			229			749
			1,042						813
VROOMAN CONSTRUCTION CO	Luke Air Force Bas	Arizona	180	180					
VROOMAN CONSTRUCTION CO	Denver	Colorado	29	29					
VROOMAN CONSTRUCTION CO	Air Force Academy	Colorado	39	39					
VROOMAN CONSTRUCTION CO	F. E. Warren AFB	Wyoming	841	841					
			1,089	1,089					
VSE CORPORATION	Alameda NAS	Califor	43		43				
VSE CORPORATION	Camarillo	Califor	25,273		25,273				
VSE CORPORATION	San Diego	Califor	140		140				
VSE CORPORATION	Jacksonville	Florida	1,549		1,549				
VSE CORPORATION	Pensacola	Florida	908		908				
VSE CORPORATION	Valparaiso	Florida	4,721		4,721				
VSE CORPORATION	Indian Head Naval	Marylan	5,000		5,000				
VSE CORPORATION	Philadelphia	Penn	457		457				
VSE CORPORATION	Alexandria	Virgini	31,365	15,096	16,269				
VSE CORPORATION	Arlington	Virgini	968		968				
VSE CORPORATION	Chesapeake	Virgini	104		104				
VSE CORPORATION	Norfolk	Virgini	774		774				
VSE CORPORATION	Portsmouth	Virgini	3,321		3,321				
VSE CORPORATION		KOREA,	505	505					
			75,128	15,601	54,806	4,721			
VSI CORPORATION	Culver City	Califor	648	90	44	131	383		
VSI CORPORATION	Industry	Califor	537				537		
VSI CORPORATION	Los Angeles	Califor	92		31	57	61		
VSI CORPORATION	Redondo Beach	Califor	525				468		
VSI CORPORATION	Santa Ana	Califor	47				47		
			1,849	90	75	188	1,496		
VTG VEREINIGTE TANKLAGER UND		GERMANY	486	68			418		
			486	68			418		
VTN PACIFIC INC	Honolulu	Hawaii	50		50				
VTN PACIFIC INC	Pearl Harbor Naval	Hawaii	96		96				
			146		146				
VU COLOR INCORPORATED	Anaheim	Califor	125		125				
			125		125				
VULCAN CONTRACTING CO INC	Gadsden Municipal	Alabama	62	62					
			62	62					
VULCAN CORPORATION	Walnut Ridge	Arkansa	42				42		
VULCAN CORPORATION	Cincinnati	Ohio	223				223		
			265				265		
VULCAN MATERIALS COMPANY	Atlanta	Georgia	307						307

CONTRACTOR	CITY	STATE/ COUNTRY	DOD TOTAL	ARMY	NAVY	AIR FORCE	DLA	OCE	ODA
VULCAN MATERIALS COMPANY	Fort Benning	Georgia	155	155					
VULCAN MATERIALS COMPANY	Dabney	Texas	35	35					
			497	190				307	
VULCAN TECHNOLOGIES INC	Menomonee Falls	Wiscons	712-	712-					
			712-	712-					
VULCAN-HART CORPORATION	Baltimore	Marylan	265	96			265		
VULCAN-HART CORPORATION	Camp Shelby	Miss	96	96					
			361				265		
VVKR INCORPORATED	Fort George G. Mea	Marylan	136	136					
VVKR INCORPORATED	Newport News	Virgini	856		856				
VVKR INCORPORATED	Portsmouth	Virgini	992	136	856				
VVR ENTERPRISES	China Lake NWC	Califor	58		58				
VVR ENTERPRISES	San Diego	Califor	139		139				
			197		197				
VW MAYRSTEP PACH GMBH & CO		GERMANY	86	86					
			86	86					
VWF SCIENTIFIC, INC	Irving	Texas	43	43					
			43	43					
VYCOC CORPORATION	San Diego	Califor	15-		15-				
VYCOC CORPORATION	Washington	D.C.	196	196					
VYCOC CORPORATION	Landover	Marylan	65						65
			246	196					65
W & G MACHINE CO INC	Mesa	Arizona	30	30					
W & G MACHINE CO INC	Hamden	Conn	994	543	193	139	119		
			1,024	573	193	139	119		
W & M MANUFACTURING CO INC	Los Angeles	Califor	174				174		
			174				174		
W & O SUPPLY INC	Chandler	Arizona	33		33				
W & O SUPPLY INC	Cincinnati	Ohio	95		95				
W & O SUPPLY INC	Easton	Penn	29						
W & O SUPPLY INC	Easton	Penn	81		81				
W & O SUPPLY INC	Williston	Vermont	85				85		
W & O SUPPLY INC	Renton	Washing	46		46				
			369		284				
W A BOTTING CO	Seattle	Washing	50		50				
			50		50				
W B K CONTROLS, INC	Salt Lake City	Utah	671				671		
			671				671		

(DOLLARS IN THOUSANDS)

CONTRACTOR	CITY	STATE/ COUNTRY	DOD TOTAL	ARMY	NAVY	AIR FORCE	DLA	OCE	ODA
W C I REFRIGERATOR DIVISION	Greenville	Michiga	941	367	119	455			
W C I REFRIGERATOR DIVISION	Athens	Tenness	56		26	30			
W C I REFRIGERATOR DIVISION	Fort Lee	Virgini	39	39					
			1,036	406	145	485			
W D EQUIPMENT	Dugway Proving Gro	Utah	402	402					
W D EQUIPMENT	Hill Air Force Bas	Utah	124			124			
W D EQUIPMENT	Salt Lake City	Utah	39	39					
			565	441		124			
W D SERVICES JOINT VENTURE	Tyndall AFB	Florida	187			187			
W D SERVICES JOINT VENTURE	Fort Devens	Mass	870	870					
			1,057	870		187			
W E A	Cambridge	Mass	38			38			
			38			38			
W E BENTON & SONS CONSTRUCTI	Georgetown	S Carol	80					80	
			80					80	
W F INDUSTRIES	Dyer	Tenness	39,203	39,203					
			39,203	39,203					
W H P INC	Walnut	Illinoi	88		88				
W H P INC	Fayetteville	N Carol	35			35			
			123		88	35			
W L GORE ASSOCIATES	Newark	Delawar	53		53				
			53		53				
W RUFUS SIVLEY	Abilene	Texas	2,012						
			2,012	2,012					
W S A INC	San Diego	Califor	25						25
			25						25
W S I CORPORATION	Bedford	Mass	81						
			81						
W S OSHEA INC	Harrisburg	N Carol	45		45				
			45		45				
W T CHEN & CO SBA	Acton	Mass	348		348				
			348		348				
W VINTEN LIMITED		UNITED	100		100				
			100		100				
W VINTEN LTD		UNITED	126		126				
			126		126				

(DOLLARS IN THOUSANDS)

CONTRACTOR	CITY	STATE/ COUNTRY	DOD TOTAL	ARMY	NAVY	AIR FORCE	DLA	OCE	ODA
W W D CONSTRUCTION CO		HONDURA	83	83					
W W D CONSTRUCTION CO		PANAMA	671			671			
			754	83		671			
W W F PAPER CORPORATION	PhiladeIphia	Penn	75		75				
			75		75				
W W G ASPHALT CO	Cape Canaveral	AFS Florida	98-						
			98-						
W WALSH CO	Fort Devens	Mass	88	88					
			88	88					
W&S CONSTR CO.	Wappapello	Missour	5						5
			5						5
W-T UNIVERSAL ENGINEERING	Benicia	Califor	41						41
W-T UNIVERSAL ENGINEERING	McClellan AFB	Califor	466						466
W-T UNIVERSAL ENGINEERING	North Island NAS	Califor	335		335				335
			842		335	507			507
W. BOOS GMBH & CO		GERMANY	70						70
			70						70
W/P COMPUTER SERVICES INC	Pennsauken	New Jer	42		42				
			42		42				
WAB DISPOSAL	Somerville	Texas	46						46
			46						46
WABASH METAL PRODUCTS INC	Wabash	Indiana	107						107
			107						107
WABASH VALLEY MANUFACTURING	Silver Lake	Indiana	34						34
			34						34
WACH UND WERKSCHUTZ KLENE-BO		GERMANY	283	283					
			283	283					
WACH-UND SCHLISS GMBH		GERMANY	289	289					
			289	289					
WACHS E H COMPANY THE	Wheeling	Illinoi	62						62
			62						62
WACKENHUT ADVANCED TECHNOLOG		HONDURA	1,360	1,360					
			1,360	1,360					
WACKER CORPORATION	Menomonee Falls	Wiscons	313						313
			313						313

		(DOLLARS IN THOUSANDS)							
CONTRACTOR	CITY	STATE/ COUNTRY	DOD TOTAL	ARMY	NAVY	AIR FORCE	DLA	OCE	ODA
WACKERL TOURISTIK		GERMANY	56	56					
WACO CITY OF	Waco	Texas	48					48	48
WACO EQUIPMENT CO	Fort Rucker	Alabama	27	27					
WACO EQUIPMENT CO	Charlotte	N Carol	212	212					
WACO EQUIPMENT CO	Cleveland	Ohio	62		62				
WACO OF LUBBOCK	Lubbock	Texas	218	106	112				
WACO PAVING	Belton	Texas	335					335	
WACO PAVING	Navarro	Texas	202					202	
WACO PAVING	Waco	Texas	166					166	
WACO PAVING	Whitney	Texas	37					37	
			740					740	
WACO SCAFFOLDING COMPANY	Cleveland	Ohio	43		43				
WACO SCAFFOLDING COMPANY	Philadelphia	Penn	54		54				
WADDAN SYSTEMS	Los Angeles	Califor	97		97				
WADDAN SYSTEMS	Los Angeles	Califor	65		65				
WADDINGTON & SONS	Jacksonville	Florida	48		48				
WADE J CAMERON AND CO	Los Angeles	Califor	28		28				
WADE J CAMERON AND CO	Point Mugu Naval A	Califor	41		41				
WADE LINEN SERVICES INC	Columbus	Georgia	69		69				
WADE LINEN SERVICES INC	Columbus	Georgia	195		195				
WADE MAINTENANCE CO	Russellville	Arkansa	29		29				
WADELL ENGINEERING CORPORATI	Fallon	Nevada	27		27				
WADELL ENGINEERING CORPORATI	Fallon	Nevada	27		27				
WADELL EQUIPMENT COMPANY INC	Edison	New Jer	154		154				
WADELL EQUIPMENT COMPANY INC	Edison	New Jer	154		154				
WADHAM STRINGER COACHBUILDER		UNITED	71		71				
			71		71				

CONTRACTOR	CITY	STATE/ COUNTRY	DOD TOTAL	ARMY	NAVY	AIR FORCE	DLA	OCE	ODA
WADMAN CORP	Castle AFB	Califor	6,650			6,650			
WADMAN CORP	Fort Irwin	Califor	1,165	1,165					
WADMAN CORP	Monterey	Califor	3,777	3,777					
WADMAN CORP	San Francisco	Califor	11,239	11,239					
			22,831	16,181					
WADSWORTH CAL CONSTRUCTION	Dugway Proving Gro	Utah	428	428					
			428	428					
WAESCHEREI REINIGUNG		GERMANY	320	320					
			320	320					
WAG-AERO INC	Lyons	Wiscons	27	27					
			27	27					
WAGER ROBERT H CO INC	Chatham	New Jer	30		30				
			30		30				
WAGGONER ELECTRONICS ENGINEE	China Lake NMC	Califor	344		344				
			344		344				
WAGNER CASTINGS COMPANY	Decatur	Illinoi	192	32-	224				
			192	32-	224				
WAGNER CONSTRUCTION CO INC	Colts Neck	New Jer	874		874				
WAGNER CONSTRUCTION CO INC	Earle NWS	New Jer	125		125				
			999		999				
WAGNER CONSTRUCTION CO INC	Chase Field NAS	Texas	88		88				
WAGNER CONSTRUCTION CO INC	Randolph AFB	Texas	408		408				
WAGNER CONSTRUCTION CO INC	San Antonio	Texas	307		307				
			803		88				
WAGNER CONTRACTING CO	Randolph AFB	Texas	810			810			
			810			810			
WAGNER D AND H ASSOCIATES IN	Hampton	Virgini	100		100				
			100		100				
WAGNER DANIEL H ASSOCIATES	Sunnyvale	Califor	48		48				
			48		48				
WAGNER DANIEL H ASSOCIATES	Paoli	Penn	724		724				
WAGNER DANIEL H ASSOCIATES	Hampton	Virgini	50		50				
			774		774				
WAGNER E S COMPANY	Luna Pier	Michiga	533						533
			533						533
WAGNER EQUIPMENT CO	Pueblo	Colorad	91		91				
			91		91				

DOD PRIME CONTRACT AWARDS OVER \$25,000 BY CONTRACTOR, STATE AND CITY FY 1988 (OCT - SEP)  
 (DOLLARS IN THOUSANDS)

CONTRACTOR	CITY	STATE/ COUNTRY	DOD TOTAL	ARMY	NAVY	AIR FORCE	DLA	OCE	ODA
WAGNER GLASLIND GEB REEN		GERMANY	250 250						
WAGNER N/C MACHINING CORP	Knoxville	Tenness	135 135			135 135			
WAGNER SMITH CO	Wright Patterson A Ohio		602 602			602 602			
WAGNER THEODOR & SONS INC	West Point Mill Res New Yor		132 132	132 132					
WAHL CLIPPER CORPORATION	Sterling	Illinois	133 133				133 133		
WAHL COMPANY INC THE	Fort Worth	Texas	33 33	33 33					
WAHL INSTRUMENTS	Culver City	Califor	29 29		29 29				
WAHLER COMPANY	Palo Alto	Califor	93 93					93 93	
WAIKIKI MARINE HOTEL	Honolulu	Hawaii	91 91	91 91					
WAIPA R E & CO	Nanakuli	Hawaii	1,092		1,092				
WAIPA R E & CO	Pearl Harbor	Hawaii	97		97				
			1,189		1,189				
WAIT SALES COMPANY	Oklahoma City	Oklahom	35 35			35 35			
WAITE W S INC	Fort Knox	Kentuck	58 58	58 58					
WAITES ICE CREAM INC	Lompoc	Califor	66 66			66 66			
WAKABA DENSETSU KOGYO CO		JAPAN	77 77			77 77			
WAKAYAMA KOGYO CO LTD		JAPAN	176 176			176 176			
WAKE FOREST UNIVERSITY	Winston-Salem	N Carol	501 501	415 415		86 86			
WAKEFIELD DATA INC	Wakefield-Peacedal Rhode I		70 70			70 70			

(DOLLARS IN THOUSANDS)

CONTRACTOR	CITY	STATE/ COUNTRY	DOD TOTAL	ARMY	NAVY	AIR FORCE	DLA	OCE	ODA
WAKEFIELD NATIONAL INC	Rochester	Minnesota	25 25			25 25			
WAKO SHOKAI CO LTD		JAPAN	68 68		68 68				
WAL MACHINE INC	Farmingdale	New Yor	30 30		30 30				
WALSAR INC	Tempe	Arizona	832	832					
WALSAR INC	Peabody	Mass	100 932	832	239- 239-	339 339			
WALBAR OF CANADA INC		CANADA	93 93				93 93		
WALBRO CORPORATION	Caro	Michiga	158 158	158 158					
WALCO ELECTRIC COMPANY INC	Providence	Rhode I	164 164				164 164		
WALCO SUPPLY CO INC	Glendale	Califor	79 79		79 79				
WALCOTT-TAYLOR COMPANY INC	Bethesda	Marylan	26 26		26 26				
WALDBAUM MILTON G CO	Wakefield	Nebrask	266 266				266 266		
WALDEMAR HEYDUCK		GERMANY	543 543	543 543					
WALDEN BOOKS-WATERSIDE	Norfolk	Virgini	32 32	32 32					
WALDING COMPANY	Jacksonville	Florida	783 783		783 783				
WALDRIP CONSTRUCTION COMPANY	Fort Knox	Kentuck	330 330	330 330					
WALK HAYDEL & ASSOCIATES INC	Mobile	Alabama	698		698				
WALK HAYDEL & ASSOCIATES INC	New Orleans	Louisia	39		39				
WALK HAYDEL & ASSOCIATES INC	Omaha	Nebrask	698	698					
WALK HAYDEL & ASSOCIATES INC	Holloman AFB	New Mex	41 1,476	41 739					737
WALKER BRENT FORD INC	Glennville	Georgia	62 62	62 62					

(DOLLARS IN THOUSANDS)

CONTRACTOR	CITY	STATE/ COUNTRY	DOD TOTAL	ARMY	NAVY	AIR FORCE	DLA	OCE	ODA
WALKER BUILDERS & GEN CONTR	Bossier City	Louisia	256			256			
			256			256			
WALKER BUILDING & MAINT CO	Memphis	Tenness	31						31
			31						31
WALKER DIVING CONTRACTORS IN Picatinny Arsenal	New Jer		133	133					
			133	133					
WALKER E E COMPANY INC	Wright Patterson A Ohio		56-			56-			
			56-			56-			
WALKER ENGINEERING ENTERPRIS	Los Angeles	Califor	85		85				
			85		85				
WALKER FERTILIZER INC	Frederick	Oklahom	36	36					
			36	36					
WALKER FOODS INC	Los Angeles	Califor	40				40		40
			40				40		40
WALKER GOULARD PLEHN CO INC	Garden City	New Yor	131		131				
			131		131				
WALKER J A CO	Aurora	Colorad	2,588	2,588					
WALKER J A CO	Colorado Springs	Colorad	1,937	1,937					
WALKER J A CO	Ellsworth AFB	S Dakot	141	141					
			4,666	4,666					
WALKER JAMES CO INC	Baltimore	Marylan	31		31				
WALKER JAMES CO INC	Rocket Center	W Virgi	56			56			
			87		31	56			
WALKER NOBLE W CO.	Fort Hood	Texas	174				174		
			174				174		
WALKER R M CONSTRUCTION CO	New Orleans	Louisia	269		269				
			269		269				
WALKER ROBERT A INC	McClellan AFB	Califor	295			295			
WALKER ROBERT A INC	Mather AFB	Califor	92			92			
WALKER ROBERT A INC	Sacramento Army De	Califor	4,100	4,100					
			4,487	4,100		387			
WALKER SHOE CO	Vallejo	Califor	151						151
			151						151
WALKER STONE COMP'Y INC	Chapman	Kansas	608	608					
			608	608					
WALKER T F & CO INC	Sierra Vista	Arizona	144	144					
			144	144					

(DOLLARS IN THOUSANDS)

CONTRACTOR	CITY	STATE/ COUNTRY	DOD TOTAL	ARMY	NAVY	AIR FORCE	DLA	OCE	ODA
WALKER-MOODY CONSTRUCTION CO	Kailua	Hawaii	583		583				
WALKER-MOODY CONSTRUCTION CO	Kaneohe	Hawaii	139		139				
WALKER-MOODY CONSTRUCTION CO	Pearl Harbor	Hawaii	1,914		1,914				
			2,636		2,636				
WALKINGSTICK MECHANICAL CONT	Oklahoma City	Oklahom	204			204			
			204			204			
WALL COLMONOY CORPORATION	Oklahoma City	Oklahom	175			175			
WALL COLMONOY CORPORATION	San Antonio	Texas	50			50			
			225			225			
WALL INDUSTRIES INC	Granite Quarry	N Carol	34		34				
			34		34				
WALLAC-HLLND-KSTLR-SCHMITZ C	Mason City	Iowa	105					105	
			105					105	
WALLACE & CO	Cary	N Carol	1,632			1,632			
			1,632			1,632			
WALLACE & TIERRAN DIV	Belleville	New Jer	45		45				
			45		45				
WALLACE & WATSON ASSOC PC	Patuxent River	NAT Marylan	25		25				
			25		25				
WALLACE COAST MACHINERY CO	Bellwood	Illinoi	35		35				
			35		35				
WALLACE CONSULTING	Greer	S Carol	99					99	
			99					99	
WALLACE ELECTRIC CO	Columbus AFB	Miss	43				43		
			43				43		
WALLACE FLOYD ASSOCIATES INC	Middletown	Rhode I	91		91				
			91		91				
WALLACE MFG CO	Tacoma	Washing	42		42				
			42		42				
WALLACE OCONNOR INTL LTD		HONDURA	4,006				4,006		
			4,006				4,006		
WALLACE R P INC	Anniston Army Depo	Alabama	244				244		
WALLACE R P INC	Redstone Arsenal	Alabama	35				35		
WALLACE R P INC	Milton	Florida	114		114				
WALLACE R P INC	Tampa	Florida	554					554	
WALLACE R P INC	Marietta	Georgia	163		163				
WALLACE R P INC	Columbus AFB	Miss	28					28	
			1,138		277		279		582

		(DOLLARS IN THOUSANDS)							
CONTRACTOR	CITY	STATE/ COUNTRY	DOD TOTAL	ARMY	NAVY	AIR FORCE	DLA	OCE	ODA
WALLACE ROBERTS & TODD	North Charleston	S Carol	27 27		27 27				
WALLACE ROOFING CO INC	Augusta	Georgia	27-		27-				
WALLACE ROOFING CO INC	Gulfport	Miss	523 496		523 496				
WALLACE T F INC	Cincinnati	Ohio	89 89		89 89				
WALLACE T H INC	Indian Harbour Bea	Florida	3,490			3,490			
WALLACE T H INC	Melbourne	Florida	1,733			1,733			
WALLACE T H INC	Melbourne Beach	Florida	73			73			
WALLACE T H INC	Norfolk	Virginia	26		26				
WALLACE T H INC	Springfield	Virginia	2,490 7,812	367 367	1,774 1,800	5,296			349 349
WALLACES BOOK STORES INC	Lexington	Kentuck	1,157 1,157			1,157 1,157			
WALLCO INC	Sanger	Califor	27 27	27 27					
WALLER BROTHERS INC	Eglin Air Force Ba	Florida	68 68			68 68			
WALLER CONSTRUCTION CO INC	Cherry Point MCAS	N Carol	33		33				
WALLER CONSTRUCTION CO INC	Norfolk	Virginia	197 230		197 230				
WALLER CREEK PLAZA	Austin	Texas	68 68			68 68			
WALLER TODD SADLER ARCHITECT	Washington	D.C.	35	35					
WALLER TODD SADLER ARCHITECT	Hampton	Virginia	39	39					
WALLER TODD SADLER ARCHITECT	BERMUDA	BERMUDA	36		36				
WALLER TODD SADLER ARCHITECT	Roosevelt Roads	NS PUERTO	157 267	74	157 193				
WALLINGFORD INDUSTRIES INC	Branford	Conn	278 278	278 278					
WALLIS ASPHALT PAVING CO INC	Gainesville	Georgia	35 35	35 35					
WALNUT PROPERTIES INC	San Diego	Califor	510 510		510 510				
WALSH DISTRIBUTING CO	Westport	Washing	25 25						25 25

		(DOLLARS IN THOUSANDS)							
CONTRACTOR	CITY	STATE/ COUNTRY	DOD TOTAL	ARMY	NAVY	AIR FORCE	DLA	OCE	ODA
WALSH MARIA	Landover	Marylan	101 101		101 101				
WALSH RICHARD M ASSOCIATES	Jacksonville	Florida	239		239				
WALSH RICHARD M ASSOCIATES	Scranton	Penn	43 282		43 282				
WALSH WILLIAM V CONSTR CO IN	Washington	D.C.	10,785 10,785		10,785 10,785				
WALSKY CONSTRUCTION CO	Elmendorf AFB	Alaska	2,341			2,341			
WALSKY CONSTRUCTION CO	Fort Richardson	Alaska	44-						
WALSKY CONSTRUCTION CO	Shemya AFB	Alaska	3,200	44-					
WALSKY CONSTRUCTION CO	Aleutian Islands	Alaska	1,494 6,991	3,200 3,156	1,494 1,494				
WALTER DORWIN TEAGUE INC	Pomona	Califor	4,713		4,713				
WALTER DORWIN TEAGUE INC	New York	New Yor	356 5,069		356 5,069				
WALTER H MELVIN PAINT CO	Baxter	Arkansa	31 31						31 31
WALTER JIM CORP	Louisville	Kentuck	150 150						
WALTER THOSTIC BOSMAU		GERMANY	1,449 1,449						
WALTER-THOMAS CORP	Bellingham	Washing	511						511
WALTER-THOMAS CORP	Kent	Washing	1,743 2,254						1,743 2,254
WALTERS CONSTRUCTION CO INC	Fort Riley	Kansas	134						
WALTERS CONSTRUCTION CO INC	Fort Sill	Oklahom	766 900						
WALTERS E & CO INC	Elk Grove Village	Illinois	8,353		4,264				
WALTERS E & CO INC	Toone	Tenness	10,987						
WALTERS E & CO INC	Janesville	Wiscons	5,515 24,855		4,264				
WALTERS FLYING SERVICE	China Lake NWC	Califor	49 49						
WALTERS K G CONSTRUCTION CO	Oakland	Califor	29						
WALTERS K G CONSTRUCTION CO	Sharpe Army Depot	Califor	937 966						
WALTERS KEN & ASSOC INC	Seymour Johnson AF N Carol		35 35						

CONTRACTOR	CITY	STATE/ COUNTRY	DOD TOTAL	ARMY	NAVY	AIR FORCE	DLA	OCE	ODA
WALTHAM PRECISION INSTRUMENT	Waltham	Mass	3,850-	3,850-					
			3,850-	3,850-					
WALTON F W INC	Abilene	Texas	395			395			
			395			395			
WALTON SHELLING SERVICE	McLean	Virginia	197						197
			197						197
WALTON, W B ENTERPRISES, INC	Riverside	Califor	100	100					
			100	100					
WALTRON LTD	New Providence	New Jer	749	749					
			749	749					
WALTZ CORPORATION THE	Honolulu	Hawaii	64	64					
			64	64					
WALTZ GLENN E PLUMBING & HTG	Frederick	Marylan	604	604					
			604	604					
WALZ & KRENZER INC	Rochester	New Yor	34						34
			34						34
WAN LEE AND ASSOCIATES INC	Colorado Springs	Colorad	36	36					
WAN LEE AND ASSOCIATES INC	Hawkinsville	Georgia	98		98				
WAN LEE AND ASSOCIATES INC	Kings Bay	Georgia	32		32				
WAN LEE AND ASSOCIATES INC	Savanna Army Depot	Illinois	139	139					
			305	175	130				
WANACHESE FISH CO	Saint Petersburg	Florida	73						73
WANACHESE FISH CO	Raleigh	N Carol	194						194
			267						267
WAND, E A PLUMBING & HEATING	Quincy	Illinois	122	122					
			122	122					
WANG LABORATORIES	Lexington	Kentuck	60	60					
			60	60					
WANG LABORATORIES INC	Fort McClellan	Alabama	26						
WANG LABORATORIES INC	Montgomery	Alabama	144			144			
WANG LABORATORIES INC	Anchorage	Alaska	118			118			
WANG LABORATORIES INC	Elmendorf AFB	Alaska	277			277			
WANG LABORATORIES INC	Sierra Vista	Arizona	476						
WANG LABORATORIES INC	Jacksonville	Arkansa	36			36			
WANG LABORATORIES INC	Camp Pendleton	Califor	42		42				
WANG LABORATORIES INC	Edwards AFB	Califor	61			61			
WANG LABORATORIES INC	Fairfield	Califor	38			38			
WANG LABORATORIES INC	Los Angeles Air Fo	Califor	60			60			
WANG LABORATORIES INC	Oakland	Califor	74			74			

(DOLLARS IN THOUSANDS)

CONTRACTOR	CITY	STATE/ COUNTRY	DOD TOTAL	ARMY	NAVY	AIR FORCE	DLA	OCE	ODA
WANG LABORATORIES INC	Port Hueneme	Califor	47		47				
WANG LABORATORIES INC	San Bernardino	Califor	173			173			
WANG LABORATORIES INC	San Bruno	Califor	86		86				
WANG LABORATORIES INC	San Diego	Califor	676		650	26			
WANG LABORATORIES INC	San Francisco	Califor	53	53					
WANG LABORATORIES INC	Seaside	Califor	57	57					
WANG LABORATORIES INC	Sunnyvale Air Forc	Califor	158		68	158			
WANG LABORATORIES INC	Vallejo	Califor	68						
WANG LABORATORIES INC	Air Force Academy	Califor	137			137			
WANG LABORATORIES INC	Cheyenne Mtn Compl	Colorad	58			58			
WANG LABORATORIES INC	Colorado Springs	Colorad	269			269			
WANG LABORATORIES INC	Denver	Colorad	233			233			
WANG LABORATORIES INC	Fort Carson	Colorad	61	61					
WANG LABORATORIES INC	Groton	Conn	43		43				
WANG LABORATORIES INC	Washington	D.C.	2,102		556	326			1,220
WANG LABORATORIES INC	Eglin Air Force Ba	Florida	105		72	105			
WANG LABORATORIES INC	Orlando	Florida	72						
WANG LABORATORIES INC	Panama City	Florida	38			38			
WANG LABORATORIES INC	Patrick AFB	Florida	70			70			
WANG LABORATORIES INC	Pensacola	Florida	73		73				
WANG LABORATORIES INC	Pensacola Naval Ai	Florida	482		482				
WANG LABORATORIES INC	Atlanta	Georgia	1,209	1,209					
WANG LABORATORIES INC	Fort Benning	Georgia	34	34					
WANG LABORATORIES INC	Fort Stewart	Georgia	26	26					
WANG LABORATORIES INC	Saint Marys	Georgia	31		31				
WANG LABORATORIES INC	Hickam AFB	Hawaii	335		375	335			
WANG LABORATORIES INC	Honolulu	Hawaii	38		38				
WANG LABORATORIES INC	Pearl Harbor Naval	Hawaii	38						
WANG LABORATORIES INC	Highland Park	Illinoi	41		41				
WANG LABORATORIES INC	Rantoul	Illinoi	100			100			
WANG LABORATORIES INC	Fort Leavenworth	Kansas	153	153					
WANG LABORATORIES INC	Kingsdown	Kansas	35			35			
WANG LABORATORIES INC	Fort Campbell	Kentuck	31	31					
WANG LABORATORIES INC	Fort Knox	Kentuck	26	26					
WANG LABORATORIES INC	Lexington	Kentuck	33	33					
WANG LABORATORIES INC	Louisville	Kentuck	82		82				
WANG LABORATORIES INC	New Orleans	Louisia	40		40				
WANG LABORATORIES INC	Bath	Maine	36		36				
WANG LABORATORIES INC	Loring AFB	Maine	35			35			
WANG LABORATORIES INC	Andrews AFB	Marylan	1,146			1,146			
WANG LABORATORIES INC	Antietam	Marylan	33		33				
WANG LABORATORIES INC	Bethesda	Marylan	5,860	35	3,263	1,151			1,411
WANG LABORATORIES INC	Fort Meade	Marylan	180	180					
WANG LABORATORIES INC	Frederick	Marylan	41		41				
WANG LABORATORIES INC	Burlington	Mass	227			227			
WANG LABORATORIES INC	Fort Devens	Mass	85	85					
WANG LABORATORIES INC	Lowell	Mass	30,944	388	1,871	21,179			7,506
WANG LABORATORIES INC	Tewksbury	Mass	380	239	93	48			
WANG LABORATORIES INC	Weymouth	Mass	28		28				
WANG LABORATORIES INC	Lowell	Michiga	27		27				
WANG LABORATORIES INC	Wurtsmith AFB	Michiga	32			32			

CONTRACTOR	CITY	STATE/ COUNTRY	DOD TOTAL	ARMY	NAVY	AIR FORCE	DLA	OCE	ODA
WANG LABORATORIES INC	Jefferson City	Missour	108	108					
WANG LABORATORIES INC	St. Louis	Missour	1,162	566					
WANG LABORATORIES INC	Offutt AFB	Nebrask	109			109			
WANG LABORATORIES INC	Omaha	Nebrask	1,120			1,120			
WANG LABORATORIES INC	Nellis AFB	Nevada	26			26			
WANG LABORATORIES INC	Portsmouth	N.H.	132		132				
WANG LABORATORIES INC	McGuire AFB	New Jer	38			38			
WANG LABORATORIES INC	Oceanport	New Jer	32	32					
WANG LABORATORIES INC	Albuquerque	New Mex	392			392			
WANG LABORATORIES INC	La Fraqua	New Mex	150		150				
WANG LABORATORIES INC	Fort Bragg	N Carol	79	79					
WANG LABORATORIES INC	Dayton	Ohio	463			463			
WANG LABORATORIES INC	Wright Patterson A	Ohio	997			997			
WANG LABORATORIES INC	Altus	Oklahom	44			44			
WANG LABORATORIES INC	Fort Sill	Oklahom	76	76					
WANG LABORATORIES INC	Midwest City	Oklahom	71	71					
WANG LABORATORIES INC	Oklahoma City	Oklahom	52			52			
WANG LABORATORIES INC	Vance Air Force Ba	Oklahom	39			39			
WANG LABORATORIES INC	Mechanicsburg	Penn	65		65				
WANG LABORATORIES INC	Philadelphia	Penn	453		453				
WANG LABORATORIES INC	Wayne	Penn	35		35				
WANG LABORATORIES INC	Charleston	S Carol	298		298				
WANG LABORATORIES INC	Charleston NAVSHIP	S Carol	79		79				
WANG LABORATORIES INC	Charleston NS	S Carol	64		64				
WANG LABORATORIES INC	Fort Hood	Texas	100	100					
WANG LABORATORIES INC	Fort Worth	Texas	144			144			
WANG LABORATORIES INC	Houston	Texas	39	39					
WANG LABORATORIES INC	Laughlin AFB	Texas	32			32			
WANG LABORATORIES INC	Randolph AFB	Texas	177			177			
WANG LABORATORIES INC	San Angelo	Texas	167			167			
WANG LABORATORIES INC	San Antonio	Texas	3,025			3,025			
WANG LABORATORIES INC	Wichita Falls	Texas	47			47			
WANG LABORATORIES INC	Tooele Army Depot	Utah	32	32					
WANG LABORATORIES INC	Alexandria	Virginia	163		163				
WANG LABORATORIES INC	Arlington	Virginia	152	40	67				45
WANG LABORATORIES INC	Chesapeake	Virginia	59					59	
WANG LABORATORIES INC	Chesapeake	Virginia	421		372	49			
WANG LABORATORIES INC	Coke	Virginia	64		64				
WANG LABORATORIES INC	Falls Church	Virginia	216		142				74
WANG LABORATORIES INC	Fort Belvoir	Virginia	171			171			
WANG LABORATORIES INC	Fort Myer	Virginia	196	196					
WANG LABORATORIES INC	Hampton	Virginia	1,126	1,126					
WANG LABORATORIES INC	Norfolk	Virginia	170			170			
WANG LABORATORIES INC	Norfolk Naval Ship	Virginia	72			72			
WANG LABORATORIES INC	Portsmouth	Virginia	175			175			
WANG LABORATORIES INC	Warrenton	Virginia	326	326					
WANG LABORATORIES INC	McChord AFB	Washing	105			105			
WANG LABORATORIES INC	Seattle	Washing	255	114					115
WANG LABORATORIES INC		GERMANY	4,387	4,020		367			
WANG LABORATORIES INC		GUAM	54	26					
WANG LABORATORIES INC		ITALY	58	30					
WANG LABORATORIES INC			58	28					

(DOLLARS IN THOUSANDS)

CONTRACTOR	CITY	STATE/ COUNTRY	DOD TOTAL	ARMY	NAVY	AIR FORCE	DLA	OCE	ODA
WANG LABORATORIES INC		JAPAN	143		69	74			
WANG LABORATORIES INC		KOREA	308	308					
WANG LABORATORIES INC		UNITED	75			75			
			66,599	10,416	10,755	34,402		202	10,824
WANZEK CONSTRUCTION INC	Pierre	S Dakot	65					65	
			65					65	
WAP REINIGUNGSYSTEME GMBH &		GERMANY	91	91					
			91	91					
WARD A O CONSTRUCTION CO INC	Biloxi	Miss	3,999		3,999				
WARD A O CONSTRUCTION CO INC	Columbus AFB	Miss	4,605	4,605					
			8,604	4,605	3,999				
WARD BARKER INC	San Diego	Califor	39		39				
			39		39				
WARD CONSTRUCTION CO INC	Milton	Florida	58		58				
WARD CONSTRUCTION CO INC	Pensacola	Florida	194		194				
			252		252				
WARD EDWARD B & CO INC	Syracuse	New Yor	36		36				
			36		36				
WARD ENTERPRISES	Castle AFB	Califor	47			47			
			47			47			
WARD JOS PAINTING CO	Whiteman AFB	Missour	31	31					
			31	31					
WARD, BILL PNTG & DECORATING	Fairfield	Califor	144			144			
WARD, BILL PNTG & DECORATING	Twentynine Palms M	Califor	84		84				
			228		84	144			
WARD, RAY & SON	Holloman AFB	New Mex	3,746	3,746					
			3,746	3,746					
WARD-JONES CONSTRUCTION	Hill Air Force Bas	Utah	42-	42-					
WARD-JONES CONSTRUCTION	Ogden	Utah	39					39	
			3-					39	
WARD-SCHMID CO INC	Ceres	Califor	138						
			138						
WARD/HALL ASSOCIATES, AIA	Bethesda	Marylan	41		41				
			41		41				
WARDROUP & ASSOCIATES INC	Reese Air Force Ba	Texas	262			262			
WARDROUP & ASSOCIATES INC	Taylor	Texas	32		32				
			294		32	262			

(DOLLARS IN THOUSANDS)

CONTRACTOR	CITY	STATE/ COUNTRY	DOD TOTAL	ARMY	NAVY	AIR FORCE	DLA	OCE	ODA
WARDS ELEC & ROUSTABOUT SVC	McAlester	Army Amm Oklahom	32	32					
			32	32					
WARE ASSOCIATES INC	Lake	Illinoi	191		191				
WARE ASSOCIATES INC	Omaha	Nebrask	134	134					
			325	134	191				
WARE IVAN & SON INC	Wright Patterson	A Ohio	155			155			
			155			155			
WAREHEIM AIR BRAKES INC	Baltimore	Marylan	43		43				
			43		43				
WAREHOUSE HANDLING SYSTEMS	Hyattsville	Marylan	651			651	1,822		
WAREHOUSE HANDLING SYSTEMS	Mechanicsburg	Penn	1,822			651	1,822		
			2,473			166			
WAREHOUSE PLANNING LTD		UNITED	166			166			
			166			166			
WAREHOUSES SVC AGENCY		LUXEMBO	19,003	19,003					
			19,003	19,003					
WARFEL CONSTRUCTION COMPANY	Aberdeen Prov Grnd	Marylan	346	346					
			346	346					
WARN INDUSTRIES INC	Milwaukie	Oregon	1,020	980		40			
			1,020	980		40			
WARNER BROS INC	Burbank	Califor	143						143
			143						143
WARNER COMMUNICATIONS INC	Burbank	Califor	950		950				
			950		950				
WARNER ELC BRAKE CLTCH CMPNY	Troy	Michiga	100	100					
			100	100					
WARNER LOUIS C & COMPANY	Fort Lewis	Washing	103	103					
			103	103					
WARNER PETROLEUM CORPORATION	Dearborn	Michiga	350				350		
			350				350		
WARNER R W INC	Frederick	Marylan	74	74					
			74	74					
WARNER ROBINS CITY OF	Robins AFB	Georgia	197						197
WARNER ROBINS CITY OF	Warner Robins	Georgia	1,147						1,147
			1,344						1,344

(DOLLARS IN THOUSANDS)

CONTRACTOR	CITY	STATE/ COUNTRY	DOD TOTAL	ARMY	NAVY	AIR FORCE	DLA	OCE	ODA
WARNER-BARNES & ASSOCIATES		ICELAND	140 140		140 140				
WARNER-BOYD & ASSOC INC	Gardena	Califor	59 59		59 59				
WARNER-BOYD ASSOC INC	Fort Lee	Virgini	27 27	27 27					
WARNER-LAMBERT COMPANY	Rockford	Illinoi	688				688		
WARNER-LAMBERT COMPANY	Baltimore	Marylan	175				175		
WARNER-LAMBERT COMPANY	Morris Plains	New Jer	52 915				52 915		
WARNER-LAMBERT LTD	Anaheim	Califor	225				225		
WARNER-LAMBERT LTD	Long Meadow Estate	Marylan	184				184		
WARNER-LAMBERT LTD	Morris Plains	New Jer	418				418		
WARNER-LAMBERT LTD	Morristown	New Jer	76				76		
WARNER-LAMBERT LTD	Lititz	Penn	635 1,538				635 1,538		
WARNER-LAMBERT TECH INC	Buffalo	New Yor	541 541				541 541		
WARPS & FREYTAG		GERMANY	2,262 2,262	2,262 2,262					
WARREN AC & HTG SVC	Fort Bragg	N Carol	173 173	109 109		64 64			
WARREN CONTRACTING	Monterey	Califor	207 207		207 207				
WARREN CONTROLS CORPORATION	Broadway	New Jer	255 255		198 198		57 57		
WARREN COUNTY ELECTRIC SUPPL	Milwaukee	Wiscons	30- 30-				30- 30-		
WARREN COUNTY ENGINEERING SV	Vidalia	Louisia	110					110	
WARREN COUNTY ENGINEERING SV	Memphis	Tenness	260 370					260 370	
WARREN E GOMES EXCAVATING	San Mateo	Califor	85					85	
WARREN E GOMES EXCAVATING	Vallejo	Califor	151 236		151 151			85	
WARREN E R CO INC	Kennebunk	Maine	151 151		56 56			95 95	
WARREN ENGINEERING	Minneapolis	Minneso	242 242					242 242	


CONTRACTOR	CITY	STATE/ COUNTRY	DOD TOTAL	ARMY	NAVY	AIR FORCE	DLA	OCE	ODA
WARREN INDUSTRIES, INC	Philadelphia	Penn	242 242		168 168	74 74			
WARREN J L INC	Portsmouth	Virgini	36 36		36 36				
WARREN KNIGHT & DAVIS INC	Montgomery	Alabama	28 28	28 28					
WARREN MACHINE CO INC	Ivyland	Penn	1 188 1 183	392 392	753 753	43 43			
WARREN NAT CONTRACTING CO	Portsmouth	Virgini	259 259		259 259				
WARREN OIL COMPANY	Providence	Rhode I	1,664 1,664				1,664 1,664		
WARREN PUMPS INC	Warren	Mass	4,837 4,837		4,837 4,837				
WARREN TUBE AND MANUFACTURIN	Warren	Michiga	72 72	72 72					
WARRICK ELECTRIC INC	Lemoore	Califor	159 159		159 159				
WARRING INC	Huntington Park	Califor	39 39		39 39				
WARRINGTON INC	Austin	Texas	37 37		37 37				
WARRIOR BUILDERS INC	San Angelo	Texas	127 127	127 127					
WARSAW ORTHOPEDIC INC		GERMANY	43 43				43 43		
WARZEN ENGINEERING INC	Chicago	Illinois	118 118					118 118	
WARZYN ENGINEERING INC	Gary	Indiana	641					641	
WARZYN ENGINEERING INC	Madison	Wiscons	45 686					45 686	
WASA ELECTRICAL SERVICE INC	Kailua	Hawaii	229 229		229 229				
WASBAR CONSTRUCTION	Scott Air Force Ba	Illinois	290 290			290 290			

CONTRACTOR	CITY	STATE/ COUNTRY	DOD TOTAL	ARMY	NAVY	AIR FORCE	DLA	OCE	ODA
WASH DATA SYS	Washington	D.C.	245 245		245 245				
WASHAC INDUSTRIES INC	Saint Augustine	Florida	1,046 1,046	220 220	171 171	613 613	42 42		
WASHBOURNE ROBERT CONSTR	Plattsburgh AFB	New Yor	361 361			361 361			
WASHINGTON & JEFFERSON COLLE	Washington	Penn	123	123					
WASHINGTON & JEFFERSON COLLE	Waynesboro	Penn	164 287	164 287					
WASHINGTON & LEE UNIVERSITY	Lexington	Virgini	238 238	238 238					
WASHINGTON BEEF INC	Yakima	Washing	1,917 1,917		273 273		1,644 1,644		
WASHINGTON BENNETTCONSTR INC	Niagara Falls	Inte New Yor	687 687	687 687					
WASHINGTON CHAIN & SUPPLY IN	Seattle	Washing	235 235		109 109		126 126		
WASHINGTON CNSULTING GROUP I	Washington	D.C.	350 350	200 200	150 150				
WASHINGTON CNTY VCTNL WRK SH	Scott Air Force Ba	Illinoi	452 452			452 452		106- 106-	
WASHINGTON CORPORATIONS	Trail	Oregon	106- 106-						
WASHINGTON DESIGN GROUP LTD	Fort Lee	Virgini	33	33					
WASHINGTON DESIGN GROUP LTD	Hampton	Virgini	37- 124	37- 124					
WASHINGTON DESIGN GROUP LTD	Norfolk	Virgini	120	4-	124 124				
WASHINGTON GAS LIGHT COMPANY	Washington	D.C.	148			148			
WASHINGTON GAS LIGHT COMPANY	Andrews AFB	Marylan	295			295			
WASHINGTON GAS LIGHT COMPANY	Springfield	Virgini	91 534		91 91				
WASHINGTON LIFTRUCK INC		JAPAN	1,221 1,221				1,221 1,221		
WASHINGTON MECHANICAL CONTRS	Port Hueneme	Califor	40		40				
WASHINGTON MECHANICAL CONTRS	San Francisco	Califor	411		411				
WASHINGTON MECHANICAL CONTRS	Whidbey Island NAS	Washing	53 504		53 504				

(DOLLARS IN THOUSANDS)

CONTRACTOR	CITY	STATE/ COUNTRY	DOD TOTAL	ARMY	NAVY	AIR FORCE	DLA	OCE	ODA
WASHINGTON METRO AR TRNST AU Alexandria		Virgini	150 150						150 150
WASHINGTON MUSIC SALES CENTE Wheaton-Glenmont		Marylan	33 33		33 33				
WASHINGTON NATIONAL	Landover	Marylan	372 372	372 372					
WASHINGTON NATURAL GAS CO	Fort Lewis	Washing	3,826	3,826					
WASHINGTON NATURAL GAS CO	McChord AFB	Washing	865			865			
WASHINGTON PHOTOCOPY CORP	Washington	D.C.	49 49						49 49
WASHINGTON PRINTING SUPS INC	Baltimore	Marylan	29	29					
WASHINGTON PRINTING SUPS INC	Fairfax	Virgini	295 324	295 324					
WASHINGTON PROSTHETIC SUPPLI		EL SALV	109 109	109 109					
WASHINGTON ROOFING & INSULAT	Warsaw	Missour	36 36					36 36	
WASHINGTON SOURCE INC		ITALY	71 71						
WASHINGTON STATE OF	Seattle	Washing	300 300						
WASHINGTON STATE UNIVERSITY	Pullman	Washing	1,170 1,170		874 874				261 261
WASHINGTON SUBURBAN SANI COM	Andrews AFB	Marylan	1,784	106		1,784			
WASHINGTON SUBURBAN SANI COM	Laurel	Marylan	1,890	106		1,784			
WASHINGTON UNIVERSITY	St. Louis	Missour	1,748 1,748	696 696	485 485	567 567			
WASHINGTON WATER PWR COMPANY	Fairchild AFB	Washing	2,447 2,447			2,447 2,447			
WASTE CONSULTING-BROKERAGE S	Watervliet	New Yor	30 30	30 30					
WASTE CONVERSION INC	McGuire AFB	New Jer	26						26
WASTE CONVERSION INC	Plattsburgh AFB	New Yor	30						30
WASTE CONVERSION INC	Rome	New Yor	239						239





(DOLLARS IN THOUSANDS)

CONTRACTOR	CITY	STATE/ COUNTRY	DOD TOTAL	ARMY	NAVY	AIR FORCE	DLA	OCE	ODA
WASTE CONVERSION INC	Romulus	New Yor	71				71		
WASTE CONVERSION INC	Watervliet	New Yor	116				116		
WASTE CONVERSION INC	Camp Lejeune	N Carol	679				679		
WASTE CONVERSION INC	Cherry Point	N Carol	69				69		
WASTE CONVERSION INC	Fort Bragg	N Carol	28				29		
WASTE CONVERSION INC	Chambersburg	Penn	368	262			106		
WASTE CONVERSION INC	Letterkenny	Army D Penn	35	262			35		
			1,662				1,400		
WASTE MANAGEMENT INC	Colorado Springs	Colorad	39			39			
WASTE MANAGEMENT INC	Fort Wayne	Indiana	1,105			1,105			
			1,144			1,144			
WASTE RESOURCE ASSOCIATES, I	Atlanta	Georgia	45	45					
			45	45					
WASTE SERVICE CONTRACTS INC	Holloman AFB	New Mex	420			420			
			420			420			
WASTECON CONTAINER SERVICE	Marietta	Georgia	33		33				
			33		33				
WASTECON INC	Fort Gillem	Georgia	314			314			
			314			314			
WATAUGA APPA'EL CORP	Johnson City	Tenness	3,517				3,517		
			3,517				3,517		
WATER & AIR RESEARCH INC	Eglin Air Force Ba	Florida	229	229					
WATER & AIR RESEARCH INC	Kings Bay	Georgia	111		111				
			340	229	111				
WATER CHEMISTRY INCORPORATED	Roanoke	Virgini	66				66		
			66				66		
WATER DIVISION OF MILLIPORE	Boston	Mass	25		25				
			25		25				
WATER ENGRG & TECHNOLOGY	Fort Collins	Colorad	156					156	
WATER ENGRG & TECHNOLOGY	Vicksburg	Miss	46					46	
			202					202	
WATER PROCESSING CO INC	Jacksonville	Florida	63		63				
			63		63				
WATER WORKS CO	Montgomery	Alabama	653			653			
			653			653			
WATERBURY COMPANIES INC DEL	Waterbury	Conn	66	66					
			66	66					

(DOLLARS IN THOUSANDS)

CONTRACTOR	CITY	STATE/ COUNTRY	DOD TOTAL	ARMY	NAVY	AIR FORCE	DLA	OCE	ODA
WATERFORD CONSTRUCTION CO	Groton	Conn	30 30		30 30				
WATERFRONT CORPORATION	Annapolis	Marylan	183		183				
WATERFRONT CORPORATION	Philadelphia	Penn	187 370		187 370				
WATERFRONT INDUSTRIAL SERVIC	Long Beach	Califor	25 25						25 25
WATERFRONT MARINE CONSTR	Norfolk	Virgini	77 77		77 77				
WATERFRONT SERVICES INC	Charleston	S Carol	38-		38-				
WATERFRONT SERVICES INC	Charleston	S Carol	35- 73-		35- 73-				
WATERMAN STEAMSHIP CORPORATI	Washington	D.C.	71,431		71,431				
WATERMAN STEAMSHIP CORPORATI		EL SALV	135 71,566		135 71,566				
WATERS & ASSOCIATES INC	Fort McCoy	Wiscons	32 32						
WATERS ASSOCIATES INC	Fort McClellan	Alabama	45		45				
WATERS ASSOCIATES INC	Milford	Mass	234		195	39			
WATERS ASSOCIATES INC	Cary	N Carol	34 313		34 274	39			
WATERS ED & SONS CONTG CO	Jacksonville	Florida	4,879 4,879		4,879 4,879				
WATERS MATT C CO INC	Pine Bluff Arsenal	Arkansa	86 86		86 86				
WATERTOWN, TOWN OF	Watertown	Mass	25 25		25 25				
WATIKER & SON INC	Fort Knox	Kentuck	348		348				
WATIKER & SON INC	Columbus	Ohio	4,483		2,050		2,433		11,000
WATIKER & SON INC	Mohawk	Ohio	11,000						3,800
WATIKER & SON INC	Newark	Ohio	3,800 19,631				2,433		14,800
WATKIN & BORTOLUSSI INC	Corte Madera	Califor	153 153						153 153
WATKINS & ASSOCIATES INC	Crane	Indiana	56		56				71
WATKINS & ASSOCIATES INC	Forest Park	Ohio	71			100			
WATKINS & ASSOCIATES INC	Arnold AFS	Tennes	100 227		56	100			71

(DOLLARS IN THOUSANDS)

CONTRACTOR	CITY	STATE/ COUNTRY	DOD TOTAL	ARMY	NAVY	AIR FORCE	DLA	OCE	ODA
WATKINS CONSTRUCTION	Fort Sill	Oklahom	398 398	398 398					
WATKINS JOHNSON INC	Eau Claire	Wiscons	45 45		45 45				
WATKINS SECURITY AGENCY INC	Philadelphia	Penn	865 865		765 765			100 100	
WATKINS SERVICE COMPANY INC	Savannah	Georgia	142 142	142 142					
WATKINS-JOHNSON COMPANY	Palo Alto	Califor	8,911	645	4,624	3,456	186		
WATKINS-JOHNSON COMPANY	San Jose	Califor	26,583		22,374	4,209			
WATKINS-JOHNSON COMPANY	Santa Barbara	Califor	67		67				
WATKINS-JOHNSON COMPANY	Scotts Valley	Califor	1,364		1,052	312	32		58
WATKINS-JOHNSON COMPANY	Gaithersburg	Marylan	4,463	2,752	1,724	897			
WATKINS-JOHNSON COMPANY	Fuquay-Varina	N Carol	84			84			
			41,472	3,397	28,841	8,958	218		58
WATLINGTON BROTHERS INC	Fort Campbell	Kentuck	1,525 1,525	1,525 1,525					
WATOKEN INC	Fort Hood	Texas	87 87	87 87					
WATSON & ASSOCIATES INC	Bainbridge Island-	Washing	414 414					414 414	
WATSON & VILLATE	Roosevelt Roads	NS PUERTO	158 158		158 158				
WATSON BUILDING CONSTRUCTORS	Marietta	Georgia	5,328 5,328		5,328 5,328				
WATSON H S COMPANY	Anaheim	Califor	297 297	297 297					
WATSON RODNEY	Fort Leonard Wood	Missour	280 280	230 280					
WATT AIR CONDIT & HTG CO INC	Fort Benning	Georgia	352 352	352 352					
WATT ELECTRIC CO INC	Fort Dix	New Jer	1,152	1,152					
WATT ELECTRIC CO INC	Fort Pickett	Virgini	1,120 1,272	1,120 1,272					
WATTERSON CONSTRUCTION CO	Anchorage	Alaska	895	895					
WATTERSON CONSTRUCTION CO	Clear Site	Alaska	850	850					
WATTERSON CONSTRUCTION CO	Elmendorf AFB	Alaska	37	37					

		(DOLLARS IN THOUSANDS)							
CONTRACTOR	CITY	STATE/ COUNTRY	DOD TOTAL	ARMY	NAVY	AIR FORCE	DLA	OCE	ODA
WATTERSON CONSTRUCTION CO	Fort Richardson	Alaska	33	33					
			1,815	1,815					
WATTERSON/C & C - JV	Fort Richardson	Alaska	29	29					
			29	29					
WATTLE & DAUB CONTRACTORS	Twin Falls	Idaho	39	39					
			39	39					
WATTLETT CORPORATION	Fort Sill	Oklahom	55	55					
			55	55					
WATTS AND SHEPHERD		GABON	72		72				
			72		72				
WATTS CHARLES E INC	Anniston Army Depo	Alabama	30	30					
WATTS CHARLES E INC	Fort McClellan	Alabama	324-	324-					
			294-	294-					
WATTS DISPOSAL SYSTEM INC	Rock Island	Illinois	206	206					
			206	206					
WATTS EQUIP & SPY CO	Seminole	Oklahom	44		44				
			44		44				
WAUGH CONTROLS CORP	Los Angeles	Califor	283	119	120	44			
			283	119	120	44			
WAUGH ENTERPRISES INC	Washington	D.C.	51	33					51
WAUGH ENTERPRISES INC	Fort Belvoir	Virgini	33	33					51
			84	33					51
WAUKASHA PEARCE INDUSTRIES	Franklin	Louisia	45					45	
			45					45	
WAUKESHA BEARINGS CORPORATIO	Denver	Colorad	38			38			
WAUKESHA BEARINGS CORPORATIO	Englewood	Colorad	47			47			
WAUKESHA BEARINGS CORPORATIO	Antigo	Wiscons	237			27			210
WAUKESHA BEARINGS CORPORATIO	Waukesha	Wiscons	475		364	112			111
			797		364	112			321
WAUKESHA-PEARCE INDUSTRIES I	San Antonio	Texas	120			120			
			120			120			
WAVEFRONT TECHNOLOGIES	Warren	Michiga	61	61					
			61	61					
WAVELINE INCORPORATED	Fairfield	New Jer	135						135
			135						135
WAVERLY SAND & GRAVEL	Columbus	Miss	1,182						1,182
			1,182						1,182

(DOLLARS IN THOUSANDS)

CONTRACTOR	CITY	STATE/ COUNTRY	DOD TOTAL	ARMY	NAVY	AIR FORCE	DLA	OCE	ODA
WAVETEK CORPORATION	San Diego	Califor	2,537	1,793	492	226			26
WAVETEK CORPORATION	Sunnyvale	Califor	2,596	1,793	27	32			26
WAVETEK CORPORATION	Sunnyvale	Califor	1,879		1,334	501	44		
WAVETEK CORPORATION	Sunnyvale	Califor	1,879		1,334	501	44		
WAVETEK R F PRODUCTS, INC	Indianapolis	Indiana	3,059	604	2,098	357	73		
WAVETEK R F PRODUCTS, INC	Indianapolis	UNITED	3,132	604	2,098	357	73		
WAVETEK SAN DIEGO INC	San Diego	Califor	87			87			
WAVETEK SAN DIEGO INC	San Diego	Califor	87			87			
WAVETRONICS INC	Belford	New Jer	373	124	221	28			
WAVETRONICS INC	Belford	New Jer	373	124	221	28			
WAY ENGINEERING COMPANY	INC Corpus Christi	Texas	1,098		1,098				
WAY ENGINEERING COMPANY	INC Corpus Christi	Texas	1,098		1,098				
WAY MACHINE TOOLS INC	Kalamazoo	Michiga	36		36				
WAY MACHINE TOOLS INC	Houston	Texas	36		36				
WAY MACHINE TOOLS INC	McAllen	Texas	206		206				
WAY MACHINE TOOLS INC	Stafford	Texas	36-		36-				
WAY MACHINE TOOLS INC	Springfield	Vermont	177	120		57			
WAY MACHINE TOOLS INC	Springfield	Vermont	419	156	36	227			
WAY TO GO	West Valley	Utah	73			73			
WAY TO GO	West Valley	Utah	73			73			
WAYLON FOODS AJ CORP DE	North Rose	New Yor	194				194		
WAYLON FOODS AJ CORP DE	North Rose	New Yor	194				194		
WAYMAR INC	Quantico	Virgini	131		131				
WAYMAR INC	Quantico Marine Co	Virgini	131		131				
WAYMAR INC	Quantico Marine Co	Virgini	262		262				
WAYNE COUNTY COMMISSIONER	East Lynn	W Virgi	34					34	
WAYNE COUNTY COMMISSIONER	East Lynn	W Virgi	34					34	
WAYNE INSULATION CO INC	Washington	D.C.	43		43				
WAYNE INSULATION CO INC	Washington	D.C.	43		43				
WAYNE MARINE INC	Roosevelt Roads	NS PUERTO	225		225				
WAYNE MARINE INC	Roosevelt Roads	NS PUERTO	225		225				
WAYNE STATE UNIVERSITY	Detroit	Michiga	804	559	159	86			
WAYNE STATE UNIVERSITY	Detroit	Michiga	804	559	159	86			
WAYNE TRAIL TOOL & DIE INC	Shelby	Ohio	44		44				
WAYNE TRAIL TOOL & DIE INC	Shelby	Ohio	44		44				

CONTRACTOR		CITY	STATE/ COUNTRY	DOD TOTAL	ARMY	NAVY	AIR FORCE	DLA	OCE	ODA
(DOLLARS IN THOUSANDS)										
WAYNE, ALLEN LTD	Camp H.M. Smith	Hawaii		143 143	143 143					
WAYNESBORO CONSTRUCTION CO	Chambersburg	Penn		359	359					
WAYNESBORO CONSTRUCTION CO	Letterkenny Army D	Penn		85 444	85 444					
WAYSS & FREYTAG AG		GERMANY		100 100	100 100					
WBC INC	Alexandria	Louisia		136 136	136 136					
WBM BUILDING MAINTENANCE INC	Austin	Texas		37		37				
WBM BUILDING MAINTENANCE INC	Bergstrom AFB	Texas		467		467				
WBM BUILDING MAINTENANCE INC	San Antonio	Texas		2,914	2,914					
WBM BUILDING MAINTENANCE INC	Fort Lee	Virginia		309 3,727	309 3,223		504			
WCI REFRIGERATOR	Greenville	Michiga		141 141	69 69	72 72				
WCI REFRIGERATOR DIVISION	Greenville	Michiga		58 58		58 58				
WEATHER ENGINEERS INC	Jacksonville	Florida		325 325		325 325				
WEATHERCRAFT INC	Lambert-St. Louis	Missour		268 268	268 268					
WEATHERCRAFT OF COLO SPRINGS	Air Force Academy	Colorad		50 50		50 50				
WEATHERFORD INTERNATIONAL	In Houston	Texas		39 39				39 39		
WEATHERFORD MCDADE LTD	FKA Gulfport	Miss		81 81		81 81				
WEATHERLY GERMANY MC CARTHY	Riverdale	N Dakot		80 80					80 80	
WEATHERTON END DUMP SVS INC	Elmendorf AFB	Alaska		32 32		32 32				
WEATHERTROL INC	Kingsville	Texas		49 49		49 49				
WEATHERTROL MAINTENANCE CORP	Homestead AFB	Florida		58 58		58 58				

(DOLLARS IN THOUSANDS)

CONTRACTOR	CITY	STATE/ COUNTRY	DOD TOTAL	ARMY	NAVY	AIR FORCE	DLA	OCE	ODA
WEATHERWAY ELECTRIC	Kailua	Hawaii	99	99					
			99	99					
WEAVER CONSTRUCTION CO	Neellis AFB	Nevada	36			36			
			36			36			
WEAVER CONSTRUCTION CO INC	Imnaha	Oregon	439					439	
			439					439	
WEAVER DIVERSIFIED MACHINING	Gadsden	Alabama	30	30					
			30	30					
WEAVER SANITATION CO	Scranton	Penn	25					25	
			25					25	
WEAVER-BAILEY CONTRACTORS IN	Arkadelphia	Arkansa	200					200	
WEAVER-BAILEY CONTRACTORS IN	Fort Chatfee	Arkansa	627	627					
			827	627					
WEB DEVICES INC	Houston	Texas	301				301		
			301				301		
WEB SERVICE CO INC	Pearl Harbor	Naval Hawaii	169		169				
			169		169				
WEBA INC	New Hurley	New Yor	199		199				
WEBA INC	New Hyde Park	New Yor	131			131			
			330		199	131			
WEBB & SONS CONSTR CO.	Knoxville	Tenness	5,445	5,445					
			5,445	5,445					
WEBB BROTHERS CNSTR OF HASKE	Sawyer	Oklahom	997					997	
WEBB BROTHERS CNSTR OF HASKE	Skiatook	Oklahom	1,545					1,545	
			2,542					2,542	
WEBB ELECTRIC COMPANY OF FLA	Key West	Florida	1,374		1,374				
WEBB ELECTRIC COMPANY OF FLA	Pensacola	Florida	11		11				
WEBB ELECTRIC COMPANY OF FLA	Cherry Point	N Carol	3,775		3,775				
WEBB ELECTRIC COMPANY OF FLA	Randolph AFB	Texas	185	185					
			5,345	185	5,160				
WEBB ENGINEERING SPECIALTY	Oakland	Califor	40					40	
			40					40	
WEBB LENRD VGHN ARCHTCT ENGN	Albuquerque	New Mex	75						75
			75						75
WEBBER ELECTRIC INC	Fort Lewis	Washing	118	118					
WEBBER ELECTRIC INC	Seattle	Washing	91	91					
			209	209					

		(DOLLARS IN THOUSANDS)							
CONTRACTOR	CITY	STATE/ COUNTRY	DOD TOTAL	ARMY	NAVY	AIR FORCE	DLA	OCE	ODA
WEBBER MANUFACTURING CO INC	Indianapolis	Indiana	436 436		436 436				
WEBBS FULL SERVICE CO INC	Newport News	Virginia	1,089	1,089	50				
WEBBS FULL SERVICE CO INC	Williamsburg	Virginia	1,139	1,089	50				
WEBCO USA INC	Honolulu	Hawaii	683 683			683 683			
WEBER & BECKER		GERMANY	62- 62-	62- 62-					
WEBER BSIN WTR CONSERVANCY D Hill Air Force Bas	Utah	Utah	90 90			90 90			
WEBER VOCATIONAL WORKSHOP	Ogden	Utah	62 62			62 62			
WEBERS WHITE TRUCKS INC	Washington	D.C.	2,550	2,498			89	52	
WEBERS WHITE TRUCKS INC	Anderson	Indiana	89						
WEBERS WHITE TRUCKS INC	Dublin	Virginia	100	100			89	52	
			2,739	2,598					
WEBSTER EXCAVATING CO INC	Thomaston	Conn	53 53					53 53	
WEBSTER MFG CO	Columbus	Ohio	35 35				35 35		
WEBSTER PIPING & SUPPLY INC	Florence	Alabama	156		125	31			
WEBSTER PIPING & SUPPLY INC	Tustin	Califor	62				62		
WEBSTER PIPING & SUPPLY INC	Cincinnati	Ohio	45				45		
WEBSTER PIPING & SUPPLY INC	Buchanan	Virginia	109		125	109 140		107	
WEBSTER TRUCK & CASTER CO	Watertown	S Dakot	38 38	38 38					
WEBTECH INC	Beaverton	Oregon	50 50		50 50				
WEBTRON CORP	Greater Buffalo In New Yor		190 190				190 190		
WECHSLER COFFEE CORP	Moonachie	New Jer	1,688				1,688		
			1,688				1,688		
WECHSLER L R	Fairfax	Virginia	66 66					66 66	

(DOLLARS IN THOUSANDS)

CONTRACTOR	CITY	STATE/ COUNTRY	DCD TOTAL	ARMY	NAVY	AIR FORCE	DLA	OCE	ODA
WECK EDWARD & COMPANY INC	Research Triangle	N Carol	26				26		
WECK EDWARD & COMPANY INC		GERMANY	38				38		
			64				64		
WECK SPECIALTY SURGICAL GROU	Smithtown	New Yor	28			28			
WECK SURGICAL SYSTEMS	Smithtown	New Yor	37		37				
WECKWORTH MANUFACTURING INC	Wichita	Kansas	334	174		160			
			334	174		160			
WECO INC	Lincoln	Califor	353	56		297			
WECO INC	Loomis	Califor	476	56		123			
			476	56		420			
WEDDING AND ASSOCIATES INC	Fort Collins	Colorad	114		114				
			114		114				
WEDEREN ASSOC INC	Newtown Square	Penn	58		58				
			58		58				
WEDGE COMPANY	Des Plaines	Illinois	68				68		
			68				68		
WEDGE ROOFING INC	Alameda	Califor	36		36				
			36		36				
WEDJ. INC	York	Penn	116		116				
			116		116				
WEDTECH CORP	New York	New Yor	3,542-			38-			
			3,542-			38-			
WEEKS CONSTRUCTION CO	Harrisburg	Arkansa	211					211	
			211					211	
WEEKS MARINE INC	Canaveral Harbor	Florida	1,798					1,798	
			1,798					1,798	
WEEKS MARINE INC	Newark	New Jer	155					155	
			155					155	
WEEKS MARINE INC	New York	New Yor	95					95	
			95					95	
WEEKS R KENNETH ENGINEERS	Norfolk	Virgini	47		47				
WEEKS R KENNETH ENGINEERS	Williamsburg	Virgini	31		31				
WEEKS R KENNETH ENGINEERS		ICELAND	89		89				
			167		167				

		(DOLLARS IN THOUSANDS)							
CONTRACTOR	CITY	STATE/ COUNTRY	DOD TOTAL	ARMY	NAVY	AIR FORCE	DLA	OCE	ODA
WEEMS ASSOCIATES		AUSTRAL	35				35		
			35				35		
WEETABIX COMPANY INC THE	Clinton	Mass	162				162		
			162				162		
WEETH GOTTHARD		GERMANY	121	121					
			121	121					
WEGNER MACHINERY CORP	New York	New Yor	43				43		
			43				43		
WEHRAN NEW YORK, INC	West Point	Mill Res New Yor	26	26					
			26	26					
WEHRBEREICHSKOMMANDO VI		GERMANY	500	500					
			500	500					
WEHRFRITZ GMBH		GERMANY	260	260					
			260	260					
WEIBEL EQP., INC		DENMARK	115	115					
			115	115					
WEIBEL EQUIPMENT INC		DEINMARK	1,756	1,756					
			1,756	1,756					
WEICHELT GEBAUEREINIGUNG G		GERMANY	1,197	1,197					
			1,197	1,197					
WEICMELT GMBH		GERMANY	386	386					
			386	386					
WEIDLINGER ASSOCIATES INC	Los Altos	Califor	40	40					667
WEIDLINGER ASSOCIATES INC	Palo Alto	Califor	936						1,181
WEIDLINGER ASSOCIATES INC	New York	New Yor	5,473		4,213	249			
WEIDLINGER ASSOCIATES INC	North Darien	New Yor	124		124	79			
			6,573	40	4,337	348			1,848
WEIDNER PUMP CORP	West Point	Mill Res New Yor	39	39					
			39	39					
WEIHE BLACK JEFFRIES	Dover	Delawar	151	151					
			151	151					
WEIL PUMP COMPANY	Chicago	Illinois	81						81
			81						81
WEILER ANTON		GERMANY	51	51					
			51	51					

(DOLLARS IN THOUSANDS)

CONTRACTOR	CITY	STATE/ COUNTRY	DOD TOTAL	ARMY	NAVY	AIR FORCE	DLA	OCE	ODA
WEILER BAU		GERMANY	116 116	116 116					
WEINBERGER G COMPANY	Scranton	Penn	49 49	49 49					
WEINBERGER JUN		GERMANY	633 633	633 633					
WEINRICH GMBH & CO		GERMANY	363 363	363 363					
WEINSTEIN PARKER ARCHITECTS	Portsmouth	Virgini	42 42		42 42				
WEINTRAUB BROTHERS CO	Comer	Georgia	370		370		284		
WEINTRAUB BROTHERS CO	PhilladeIphia	Penn	284 654		370 370		284 284		
WEISE C F CORPORATION	Fort Leavenworth	Kansas	539	539					
WEISE C F CORPORATION	Fort Knox	Kentuck	32	32					
WEISE C F CORPORATION	Camp Lejeune	N Carol	208		208				
WEISE C F CORPORATION	Fort Belvoir	Virgini	94 873	94 665	208				
WEISMAN M ROOFING CO INC	North Kingstown	Rhode I	394 394	394 394					
WEISS HEOHARD		GERMANY	725 725	725 725					
WEISSENFELS INC	East Providence	Rhode I	193				193		
WEISSENFELS INC		ITALY	123 316				123 123		193
WEITZEL JOHN INC	Wichita	Kansas	85 85			85 85			
WEITZUL CONSTRUCTION INC	Hickam AFB	Hawaii	410		90	410			
WEITZUL CONSTRUCTION INC	Pearl Harbor	Hawaii	90 500		90 90	410 410			
WEIZMANN INSTITUTE THE		ISRAEL	343 343	343 343					
WEKAT		GERMANY	70 70	70 70					
WEKSLER INSTRUMENTS CORP	Freeport	New Yor	414 414			93 93	321 321		

DOD PRIME CONTRACT AWARDS OVER \$25,000 BY CONTRACTOR, STATE AND CITY FY 1988 (OCT - SEP)

ST19

(DOLLARS IN THOUSANDS)

CONTRACTOR	CITY	STATE/ COUNTRY	DOD TOTAL	ARMY	NAVY	AIR FORCE	DLA	OCE	ODA
WELCH & RUSHE INC WELCH & RUSHE INC	Washington Dahlgren	D.C. Virginia	73 553 626		73 553 626				
WELCH ALLYN INC WELCH ALLYN INC	Skaneateles Skaneateles Falls	New Yor New Yor	80 174 254	27 27	80 84 164		63 63		
WELCH FOODS INC WELCH FOODS INC WELCH FOODS INC WELCH FOODS INC WELCH FOODS INC WELCH FOODS INC	Greenwich Concord Lawton Westfield North East Irving	Conn Mass Michiga New Yor Penn Texas	79 35 265 161 67 903 1,510				79 35 265 161 67 903 1,510		
WELCH JOHN M COMPANY	Blytheville	Arkansa	281 281			281 281			
WELCH MACHINE & TOOL	Harper	Kansas	104 104			104 104			
WELCO INDUSTRIES INC	Cincinnati	Ohio	1,662 1,662	998 998	452 452	91 91	121 121		
WELCON INC	Providence	Rhode I	60 60					60 60	
WELD TECH	Plano	Illinois	280 280	280 280					
WELD-HART INC	Sallisaw	Oklahom	583 583					583 583	
WELDERS SUPPLY COMPANY	Salt Lake City	Utah	68 68	68 68					
WELDERS SUPPLY COMPANY INC	San Diego	Califor	355 355					355 355	
WELL-FI INC	Fort Bragg	N Carol	130 130			130 130			
WELCO ENTERPRISES INC	Waynesville	N Carol	15,702 15,702				15,702 15,702		
WELLER & SCOTT	Fort Myer	Virgini	26 26	26 26					
WELLER LOUIS L ARCHITECTS	Kirtland AFB	New Mex	141 141						141 141

ST19 DOD PRIME CONTRACT AWARDS OVER \$25,000 BY CONTRACTOR, STATE AND CITY FY 1988 (OCT - SEP)  
(DOLLARS IN THOUSANDS)

CONTRACTOR	CITY	STATE/ COUNTRY	DOD TOTAL	ARMY	NAVY	AIR FORCE	DLA	OCE	ODA
WELLESLEY COLLEGE	Wellesley	Mass	29 29			29 29			
WELLFLETT COMMUNICATIONS INC	Bedford	Mass	131 131		131 131				
WELLMAN THERMAL SYSTEMS CORP	Shelbyville	Indiana	285 285	66 66	27 27		192 192		
WELLMAN TRUCKING	Fort Polk	Louisia	74 74	74 74					
WELLMAN, S K CORP	Bedford	Ohio	427	427					
WELLMAN, S K CORP	Brook Park	Ohio	192 619	192 619					
WELLS AMERICAN CORPORATION	Columbia	S Carol	96 96		96 96				
WELLS ENGINEERS INC	Falcon	Colorad	40					40	
WELLS ENGINEERS INC	Sidney	Nebrask	51					51	
WELLS ENGINEERS INC	Ellsworth AFB	S Dakot	38					38	
WELLS ENGINEERS INC	Badger Army Ammuni	Wiscons	36 165					36 165	
WELLS INDUSTRIES INC	Grand Prairie	Texas	66 66			65 66			
WELLS MCHNCL CNTRCTRS INC	Millington	Tenness	61 61		61 61				
WELTON BECKET ASSOC GIBBS	San Diego	Califor	48 48		48 48				
WEMS INC	Hawthorne	Califor	545 545	71 71	69 69	369 369	36 36		
WENDEL ENGINEERS P.C.	Mansfield	Ohio	183 183	183 183					
WENDEL H		GERMANY	383 383	383 383					
WENDIG ASSOCIATES INC	Feasterville	Penn	38 38		38 38				
WENDON COMPANY INC	Fairfield	Conn	49		49				42
WENDON COMPANY INC	Stamford	Conn	376 425		334 383				42 42
WENGER CORPORATION	Owatonna	Minneso	40			40			

		(DOLLARS IN THOUSANDS)							
CONTRACTOR	CITY	STATE/ COUNTRY	DOD TOTAL	ARMY	NAVY	AIR FORCE	DLA	OCE	ODA
WENGER CORPORATION		GERMANY	35 75	35 35		40			
WENKE MANUFACTURING	Pender	Nebrask	31 31	31 31					
WENTWORTH INST OF TECHNOLOGY	Boston	Mass	1,104 1,104			1,104 1,104			
WENTWORTH MILITARY ACADEMY	Lexington	Missour	213 213	213 213					
WENZEL HUEBEL OMNIBUSUNTERNE		GERMANY	433 433	433 433					
WERDEN ROBERT G & ASSOCIATES	Fort Wainwright	Alaska	97	97					
WERDEN ROBERT G & ASSOCIATES	Oceanport	New Jer	96	96					
WERDEN ROBERT G & ASSOCIATES	Dayton	Ohio	56 249	56 249					
WERNER		GERMANY	37 37	37 37					
WERNER & PFLEIDERER CORP	Silver Spring	Marylan New Jer	52 143 195		52 143 195				
WERNER BROTHERS INC	Mehlville	Missour	51	51					
WERNER BROTHERS INC	St. Louis	Missour	155 206	155 206					
WERNER HETTERICH		GERMANY	316 316	316 316					
WERNER PADBERG GMBH		GERMANY	63 63	63 63					
WERNER R D CO INC	Greenville	Penn	133 133	133 133					
WERNER TEICHMANN		GERMANY	35 35	35 35					
WERRES CORPORATION	McClellan AFB	Califor	1,588			1,588			
WERRES CORPORATION	Dover	Delawar	497			497			
WERRES CORPORATION	Andrews AFB	Marylan	485			485			261
WERRES CORPORATION	Frederick	Marylan	261						
WERRES CORPORATION	Rockville	Marylan	40			40			
WERRES CORPORATION	Greene	New Yor	320 3,191	320 3,191					261 261

CONTRACTOR	CITY	STATE/ COUNTRY	DOD TOTAL	ARMY	NAVY	AIR FORCE	DLA	OCE	ODA
WES-TEX TRUCK LEASING INC	White Sands	Mex	68	68					
WESCO INC	Novato	Califor	31						31
WESCOTT ELECTRIC CO	Philadelphia	Penn	67		67				31
WESCOTT STEEL INC	Philadelphia	Penn	94		94				
WESLEY COLLEGE INC	Dover	Delawar	500	500					
WESLEY INTERNATIONAL CORP	Scottdale	Georgia	569				569		569
WESPAC SERCO	Fairfield	Califor	62			62			
WESPAC SERCO	New London	Conn	276		276				
WESSA THEO		GERMANY	29			29			
WESSAMAT		GERMANY	116			116			
WESSELS CO	Detroit	Michiga	45						45
WESSELS REISE DIENST GMBH		GERMANY	741						45
WESSEX SHIPPING AGENCY		GERMANY	243		243				
WESSEX SHIPPING AGENCY		GERMANY	408		408				
WEST AIR INTERNATIONAL INC	Auburn	Washing	108	108					
WEST AND ASSOCIATES INC	Jefferson	Arkansa	38						38
WEST AND ASSOCIATES INC	Pulaski	Arkansa	26						26
WEST AND ASSOCIATES INC	Vicksburg	Miss	32						32
WEST CARROLLTON PARCHMENT CO	West Carrollton	Ohio	34	34					
WEST CENTRAL ELECTRIC COOP	Murdo	S Dakot	337						337



CONTRACTOR	CITY	STATE/ COUNTRY	DOD TOTAL	ARMY	NAVY	AIR FORCE	DLA	OCE	ODA
WEST ELECTRONICS INC	Burlington	New Jer	27 27				27 27		
WEST END WELDING & FABG CO	Standish	Michiga	240				240		
WEST END WELDING & FABG CO	Wixom	Michiga	2,608 2,848	2,541 2,541	67 67		240 240		
WEST FLORIDA ENTERPRISES INC	Fort McClellan	Alabama	28	28					
WEST FLORIDA ENTERPRISES INC	Fort Pensacola	Florida	142		142				
WEST FLORIDA ENTERPRISES INC	Fort Benning	Georgia	26 196	26 54					
WEST GEORGIA SOUND & COMM	Dahlonega	Georgia	30	30					
WEST GEORGIA SOUND & COMM	Fort Gordon	Georgia	180 210	180 210					
WEST INDIES OIL CO LTD		ANTIGUA	856 856				856 856		
WEST INDUSTRIES INC	Hudson	Wiscons	143 143	143 143					
WEST JET AIR CENTER	Rapid City	Regiona S Dakot	100 100				100 100		
WEST METAL WORKS INC	Buffalo	New Yor	68 68		68 68				
WEST MICHIGAN DOCK & MKT COR	Muskegon	Michiga	160 160	160 160					
WEST OIL COMPANY INCORPORATE	Northport	Alabama	33 33				33 33		
WEST PACIFIC COMPANY	San Diego	Califor	400 400		400 400				
WEST PENN POWER COMPANY	Waynesboro	Penn	1,405 1,405	1,405 1,405					
WEST POINT INDUSTRIES	Lake Park	Florida	34 34				34 34		
WEST POINT-PEPPERELL INC	West Point	Georgia	129 129				129 129		
WEST PUBLISHING COMPANY	St. Paul	Minneso	1,201 1,201	530 530	218 218	453 453			
WEST RAY OIL CO INC	Brandenburg	Kentuck	496 496				496 496		

(DOLLARS IN THOUSANDS)									
CONTRACTOR	CITY	STATE/ COUNTRY	DOD TOTAL	ARMY	NAVY	AIR FORCE	DLA	OCE	ODA
WEST RIVER ELECTRIC ASSN	Wall	S Dakot	453 453			453 453			
WEST STATE INC	Portland	Oregon	1,051 1,051					1,051 1,051	
WEST TENN LIONS BLIND INDS I	Memphis	Tenness	482 482		482 482				
WEST TEXAS CONTRACTORS	Reese Air Force Ba	Texas	539 539	539 539					
WEST TEXAS CONTROLS & CONSTR	Fort Leonard Wood	Missour	57	57					
WEST TEXAS CONTROLS & CONSTR	Altus	Oklahom	276			276			
WEST TEXAS CONTROLS & CONSTR	Laughlin AFB	Texas	131 464			131 407			
WEST TEXAS UTILITIES COMPANY	Abilene	Texas	3,437			3,437			
WEST TEXAS UTILITIES COMPANY	San Angelo	Texas	1,070 4,507			1,070 4,507			
WEST VIRGINIA HOUSING DEV FN	South Williamson	Kentuck	442					442	
WEST VIRGINIA HOUSING DEV FN	Fairview	W Virgi	35					35	
WEST VIRGINIA HOUSING DEV FN	Matewan	W Virgi	1,148					1,148	
WEST VIRGINIA HOUSING DEV FN	Williamson	W Virgi	3,019 4,644					3,019 4,644	
WEST VIRGINIA UNIVERSITY	Morgantown	W Virgi	947 947	519 519	373 373				
WEST WARD INC	Eatontown	New Jer	61 61						61 61
WEST WORLD ENERGY SYSTEM TEC	Dayton	Ohio	39 39						
WEST-TRONICS INC	Bensenville	Illinois	189 189						
WESTAMP INC	Santa Monica	Califor	168 168						
WESTAT, INC	Rockville	Marylan	44 44						
WESTATE MAINTENANCE INC CAL	Mountain Home AFB	Idaho	59 59						59 59
WESTATE MAINTENANCE INC OF C	Mather AFB	Califor	580 580						580 580



ST19 DOD PRIME CONTRACT AWARDS OVER \$25,000 BY CONTRACTOR, STATE AND CITY FY 1988 (OCT - SEPT) (DOLLARS IN THOUSANDS)

CONTRACTOR	CITY	STATE/ COUNTRY	DOD TOTAL	ARMY	NAVY	AIR FORCE	DLA	OCE	ODA
WESTERMAN INC	Lancaster	Ohio	46 46	46 46					
WESTERMANN LEMSPIEIVERIAG GM		GERMANY	154 154	154 154					
WESTERN AIR MAPS INC	Lenexa	Kansas	52 52					52 52	
WESTERN AIRCRAFT MAINTENANCE	Boise	Idaho	85 85	85 85					
WESTERN ALASKA CONTRACTORS, WESTERN ALASKA CONTRACTORS, WESTERN ALASKA CONTRACTORS,	Galena Airport Shemya AFB Aleutian Islands	Alaska Alaska Alaska	4,362 1,599 6,008	1,599 47 1,599	47 47	4,362 4,362			
WESTERN AVIONICS INC	Moore	Oklahom	32 32			32 32			
WESTERN BAY SHEET METAL & MA	San Diego	Califor	86 86		86 86				
WESTERN BRANCH DIESEL INC	Portsmouth	Virgini	315 315		315 315				
WESTERN CATV DISTRIBUTORS	Manlius	New Yor	203 203		203 203				
WESTERN COAL SALES COMPANY	Oak Creek	Colorad	846 846				846 846		
WESTERN COMMUNICATION INC	Ellsworth AFB	S Dakot	65 65			65 65			
WESTERN CONCRETE CUTTING CO	San Diego	Califor	196 196		196 196				
WESTERN CONSERVATION CONTRS WESTERN CONSERVATION CONTRS	Aberdeen Prov Grnd Fort Meade	Marylan Marylan	334 1,239 1,573	334 1,239 1,573					
WESTERN CONTINENTAL SERVICES WESTERN CONTINENTAL SERVICES WESTERN CONTINENTAL SERVICES WESTERN CONTINENTAL SERVICES	Camp Pendleton Corona Fallbrook George AFB Twentynine Palms	Califor Califor Califor Califor Califor	357 177 1,569 813 3,349	357 177 1,569 813 2,916	433 433				
WESTERN DATAGRAPHS CCRP	Irvine	Califor	49 49	49 49					

(DOLLARS IN THOUSANDS)

CONTRACTOR	CITY	STATE/ COUNTRY	DOD TOTAL	ARMY	NAVY	AIR FORCE	DLA	OCE	ODA
WESTERN DESIGN CORPORATION	Irvine	Califor	6,263 6,263	6,263 6,263					
WESTERN DEVELOPMENT CONTG	Pueblo Army Depot	Colorad	32	32					
WESTERN DEVELOPMENT CONTG	Cannon AFB	New Mex	479 511	479 511					
WESTERN DIESEL SERVICES INC	St. Louis	Missour	82	41	41				
WESTERN DRUM, INC	Hayward	Califor	484	484			484		484
WESTERN ELECTRIC SAUDI ARABI		S ARABI	66	66					
WESTERN ENGINEERING LTD	Kekaha	Hawaii	1,296	1,296					
WESTERN ENGINEERING LTD	Pearl Harbor	Hawaii	1,270 2,566	1,270 2,566					
WESTERN ENVIRONMENTAL, INC	Napa	Califor	153	153					
WESTERN FARMERS ELECTRIC COO	Anadarko	Oklahom	2,141	2,141		2,141			
WESTERN FILAMENT INC	Glendale	Califor	54	54			177		
WESTERN FILAMENT INC	Glendale	Califor	177	177			177		
WESTERN FILTER CORPORATION	Los Angeles	Califor	527	48	167		98		
WESTERN FURNACES INC	Fort Lewis	Washing	429	48	167		98		
WESTERN GOVT SUPPLY	San Francisco	Califor	429	429					
WESTERN GRAPHTEC, INC	Huntsville	Alabama	56	56					
WESTERN GRAPHTEC, INC	Irvine	Califor	37		37				
WESTERN ID TRAINING CO	Mountain Home AFB	Idaho	312		312				
WESTERN INDUS ENVIRONMENTAL S	Mendocino	Califor	349		349				
WESTERN INDUSTRIES, INC	Bottineau	N Dakot	147		147				
			147		147				
			130						130
			130						130
			287						
			287						

(DOLLARS IN THOUSANDS)

CONTRACTOR	CITY	STATE/ COUNTRY	DOD TOTAL	ARMY	NAVY	AIR FORCE	DLA	OCE	ODA
WESTERN INSTRUMENT CORPORATI	Ventura	Califor	6,875		6,875				
			6,875		6,875				
WESTERN LAND MANAGEMENT	Ahsahka	Idaho	34					34	
			34					34	
WESTERN LINK ASSOCIATES INC	Signal Hill	Califor	32				32		
			32				32		
WESTERN LITHO PLATE & SUP CO	St. Louis	Missour	156						156
			156						156
WESTERN LUMBERSALES INC	Sharpe Army Depot	Califor	162	162					
WESTERN LUMBERSALES INC	Stockton	Califor	530				530		
			692	162			530		
WESTERN MAGNETICS, INC	Glendale	Califor	43						43
WESTERN MAGNETICS, INC	Glendale	Califor	304		261				43
			347		261				86
WESTERN MAINE INDUSTRIES INC	Harrison	Maine	1,093		1,023				70
			1,093		1,023				70
WESTERN MARYLAND COLLEGE INC	Westminster	Marylan	327	327					
			327	327					
WESTERN MEAT PROCESSORS INC	Vernon	Califor	56						56
			56						56
WESTERN MECHANICAL	Eielson AFB	Alaska	225						225
			225						225
WESTERN MECHANICAL INC	Fort Wainwright	Alaska	540	540					
			540	540					
WESTERN MECHANICAL OF IDAHO	Boise	Idaho	41						41
			41						41
WESTERN MICHIGAN UNIVERSITY	Kalamazoo	Michiga	66	27	39				
			66	27	39				
WESTERN MICRO SYSTEMS INC	Carderock Springs	Marylan	41						
			41						
WESTERN MICROWAVE INC	Sunnyvale	Califor	116						116
			116						116
WESTERN MUNCPL WTR	March Air Force Ba	Califor	731						731
			731						731
WESTERN NATURAL GAS & TRANSM	Aurora	Colorad	1,207	1,207					
			1,207	1,207					

(DOLLARS IN THOUSANDS)

CONTRACTOR	CITY	STATE/ COUNTRY	DOD TOTAL	ARMY	NAVY	AIR FORCE	DLA	OCE	ODA
WESTERN PA CNSTR COMPANY	Etna	Penn	72					72	
WESTERN PA CNSTR COMPANY	Oil City	Penn	3,625					3,625	
			3,697					3,697	
WESTERN PACIFIC CONSTRUCTION	Spokane Int A/P	Washing	37	37					
WESTERN PACIFIC DREDGING	Castle Rock	Washing	37	37					
WESTERN PACIFIC DREDGING	Kelso	Washing	2,000					2,000	
			2,400					2,400	
			4,400					4,400	
WESTERN PACIFIC ELECTRIC INC		GUAM	1,080		1,012	68			
			1,080		1,012	68			
WESTERN PACIFIC FOODS	Los Angeles	Califor	31				31		
WESTERN PACIFIC FOODS	Walnut Creek	Califor	61				61		
WESTERN PACIFIC FOODS	Selah	Washing	77				77		
			169				169		
WESTERN PACIFIC VENTURES	Bellingham	Washing	166	166					
WESTERN PACIFIC VENTURES	Tumwater	Washing	92	92					
			258	258					
WESTERN PACKAGING INC	Tomball	Texas	37	37					
			37	37					
WESTERN PAPER CO	Kansas City	Kansas	34		34				
			34		34				
WESTERN PETROLEUM COMPANY	Eden Prairie	Minneso	486				486		
WESTERN PETROLEUM COMPANY		CANADA	48,503				48,503		
			48,989				48,989		
WESTERN PIONEER INC	Akiachak	Alaska	1,091				1,091		
WESTERN PIONEER INC	Anchorage	Alaska	1,680				1,680		
WESTERN PIONEER INC	Unalaska	Alaska	1,230				1,230		
			4,001				4,001		
WESTERN PUBLISHING COMPANY	Cambridge	Marylan	2,598						2,598
			2,598						2,598
WESTERN RESEARCH CORPORATION	San Diego	Califor	11,589		11,589				
			11,589		11,589				
WESTERN RESERVE ELECTRONICS	Twinsburg	Ohio	798	570	40	188			
			798	570	40	188			
WESTERN RESERVE TOOL & MCH C Elyria		Ohio	71			30	41		
			71			30	41		
WESTERN SCIENTIFIC SERVICES	Auburndale	Florida	39				39		
			39				39		

(DOLLARS IN THOUSANDS)

CONTRACTOR	CITY	STATE/ COUNTRY	DOD TOTAL	ARMY	NAVY	AIR FORCE	DLA	OCE	ODA
WESTERN SLS & TESTG AMARILLO	Amarillo	Texas	502 502		58 58	444 444			
WESTERN STAR BUSINESS SYSTEM	Portland	Oregon	140 140	140 140					
WESTERN STATES CNSTR CO	Twentynine Palms	Califor	37		37				
WESTERN STATES CNSTR CO	Whiteman AFB	Missour	12,365	12,365					
WESTERN STATES CNSTR CO	Fallon	Nevada	388 12,790	12,365	388 425				
WESTERN STATES DISPOSAL INC	Fairfield	Califor	204 204			204 204			
WESTERN STATES ELECTRIC INC	Westville	New Jer	96-		52		96-		
WESTERN STATES ELECTRIC INC	Portland	Oregon	79 17-		52		27 69-		
WESTERN STATES FIRE PROT CO	Englewood	Colorad	41 41			41 41			
WESTERN STATES MANAGEMENT	Sierra Vista	Arizona	198	198					
WESTERN STATES MANAGEMENT	Beale AFB	Califor	93			93			
WESTERN STATES MANAGEMENT	Sacramento Army De	Califor	52	52					
WESTERN STATES MANAGEMENT	San Francisco	Califor	270	270					
WESTERN STATES MANAGEMENT	Panama City	Florida	68		68				
WESTERN STATES MANAGEMENT	Bossier City	Louisia	851			851			
WESTERN STATES MANAGEMENT	Oceanport	New Jer	357	357					
WESTERN STATES MANAGEMENT	Kirtland AFB	New Mex	646			646			
WESTERN STATES MANAGEMENT	Rapid City	S Dakot	381			381			
WESTERN STATES MANAGEMENT	Houston	Texas	53	53					
WESTERN STATES MANAGEMENT	McChord AFB	Washing	122			122			
WESTERN STATES MANAGEMENT	Roosevelt Roads	NS PUERTO	358	930	358				
WESTERN STATES MANAGEMENT			3,449		426	2,093			
WESTERN STEEL AND SHIP REPAI	San Diego	Califor	116 116		116 116				
WESTERN TELE-COMMUNICATIONS	Colorado Springs	Colorad	90			90			101
WESTERN TELE-COMMUNICATIONS	Englewood	Colorad	285		184				39
WESTERN TELE-COMMUNICATIONS	St. Paul	Minneso	39 414		184				140
WESTERN TEMPORARY SERVICES	San Antonio	Texas	772 772	772 772					
WESTERN TOWERS	Vicksburg	Miss	167 167					167 167	
WESTERN TRUCK & EQUIP CO INC	San Diego	Califor	27 27		27 27				

		(DOLLARS IN THOUSANDS)							
CONTRACTOR	CITY	STATE/ COUNTRY	DOD TOTAL	ARMY	NAVY	AIR FORCE	DLA	OCE	ODA
WESTERN UNION INTERNATIONAL	Washington	D.C.	22,104						22,104
WESTERN UNION OF HAWAII INC	Pearl Harbor	Naval Hawaii	40		40				22,104
WESTERN UNION TELEGRAPH CO	Washington	D.C.	195	52	195				
WESTERN UNION TELEGRAPH CO	Fort Ritchie	Marylan	52	52	195				
WESTERN UTILITY CONTRACTORS	Dugway Proving Gro	Utah	57	57					
WESTERN WASTE MANAGEMENT INC	Beale AFB	Califor	283			283			
WESTERN WASTE MANAGEMENT INC	Denver	Colorad	372			372			
WESTERN WASTE MANAGEMENT INC	Oklahoma City	Oklahom	297			297			
			952			952			
WESTERN WOOD STRUCTURES INC	Fort Lewis	Washing	180	180					
WESTERN X-RAY INC	Nellis AFB	Nevada	29			29			
WESTERVILLE MANUFACTURING CO	Westerville	Ohio	72-				72-		
			72-				72-		
WESTEST ENGINEERING CORP	Bountiful	Utah	210			210			
WESTEST ENGINEERING CORP	Hill Air Force Bas	Utah	322			322			
			532			532			
WESTEX INC	Chicago	Illinois	415				415		
			415				415		
WESTEX INVESTMENT CORP	Uvalde	Texas	110				110		
			110				110		
WESTFIELD GAGE CO INC	Westfield	Mass	276		129	25	122		
			276		129	25	122		
WESTFIELD HYDRAULICS INC	Los Angeles	Califor	65				65		
			65				65		
WESTFIELD PRECISION PRODUCTS	Los Angeles	Califor	127	127					
			127	127					
WESTFLUSCH BERSAND SCHLSCHTH		GERMANY	2,468						2,468
			2,468						2,468
WESTGAE MOTOR HOTEL	Catonsville	Marylan	174	174					
			174	174					

CONTRACTOR	CITY	STATE/ COUNTRY	DOD TOTAL	ARMY	NAVY	AIR FORCE	DLA	OCE	ODA
WESTGATE MOTOR INN	New Castle	Delaware	104 104	104 104					
WESTGATE SYSTEMS INC	Saint Petersburg	Florida	28 28	28 28					
WESTHOFF J J CONSTRUCTION	Great Bend	Kansas	22 22					22 22	
WESTINGHOUSE DEFENSE ELECT D	Baltimore	Marylan	3,000 3,000		3,000 3,000				
WESTINGHOUSE ELEC CORP	Grand Rapids	Michiga	102 102		102 102				
WESTINGHOUSE ELECTRIC CO	Kansas City	Missour	227 227	227 227					
WESTINGHOUSE ELECTRIC CORP	China Lake NWC	Califor	290		290				
WESTINGHOUSE ELECTRIC CORP	Compton	Califor	59		59				
WESTINGHOUSE ELECTRIC CORP	Compton East	Califor	840		840				
WESTINGHOUSE ELECTRIC CORP	Oakland Naval Supp	Califor	87		87				
WESTINGHOUSE ELECTRIC CORP	Santa Ana	Califor	63		63				
WESTINGHOUSE ELECTRIC CORP	Sunnyvale	Califor	353,483		56,775		1,556		11,270
WESTINGHOUSE ELECTRIC CORP	Vandenberg AFB	Califor	93		93				
WESTINGHOUSE ELECTRIC CORP	Englewood	Colorad	40		40				
WESTINGHOUSE ELECTRIC CORP	Coral Springs	Florida	69		69				
WESTINGHOUSE ELECTRIC CORP	Panama City	Florida	102		102				
WESTINGHOUSE ELECTRIC CORP	Tyndall AFB	Florida	158		158				
WESTINGHOUSE ELECTRIC CORP	Savannah	Georgia	27		27				
WESTINGHOUSE ELECTRIC CORP	Honolulu Internati	Hawaii	35		35				
WESTINGHOUSE ELECTRIC CORP	Chicago O'Hare Int	Illinoi	195		195				
WESTINGHOUSE ELECTRIC CORP	North Chicago	Illinoi	58		58				
WESTINGHOUSE ELECTRIC CORP	Muncie	Indiana	2,000		2,000				
WESTINGHOUSE ELECTRIC CORP	Augusta	Maine	347		347				
WESTINGHOUSE ELECTRIC CORP	Sanford	Maine	88		88				
WESTINGHOUSE ELECTRIC CORP	Annapolis	Marylan	6,635		6,635				
WESTINGHOUSE ELECTRIC CORP	Baltimore	Marylan	515,662	22,895	76,491	414,900	73	37	1,266
WESTINGHOUSE ELECTRIC CORP	Baltimore-Washingt	Marylan	156,020		156,020				
WESTINGHOUSE ELECTRIC CORP	Bethesda	Marylan	111		111				
WESTINGHOUSE ELECTRIC CORP	Cockeysville	Marylan	173,147	785	298	171,272	792		
WESTINGHOUSE ELECTRIC CORP	Columbia	Marylan	777		777				
WESTINGHOUSE ELECTRIC CORP	Holly Beach	Marylan	31		31				
WESTINGHOUSE ELECTRIC CORP	Hydes	Marylan	33		33				
WESTINGHOUSE ELECTRIC CORP	Silver Spring	Marylan	1,200		1,200				
WESTINGHOUSE ELECTRIC CORP	Waltham	Mass	48		48				
WESTINGHOUSE ELECTRIC CORP	Grand Rapids	Michiga	8,718	3,773	662	3,635			648
WESTINGHOUSE ELECTRIC CORP	Keweenaw Bay	Michiga	57		57				
WESTINGHOUSE ELECTRIC CORP	Jackson	Miss	33		33				
WESTINGHOUSE ELECTRIC CORP	St. Louis	Missour	518		88				430
WESTINGHOUSE ELECTRIC CORP	Pease Air Force Ba	N. H.	169		169				

CONTRACTOR	INDUSTRY	CITY	STATE/ COUNTRY	DOD TOTAL	ARMY	NAVY	AIR FORCE	DLA	OCE	ODA
WESTINGHOUSE	ELECTRIC CORP	Buffalo	New Yor	164				164		
WESTINGHOUSE	ELECTRIC CORP	Horseheads	New Yor	3,074			3,074			
WESTINGHOUSE	ELECTRIC CORP	Asheville	N Carol	170			170			
WESTINGHOUSE	ELECTRIC CORP	Cherry Point MCAS	N Carol	648		648				
WESTINGHOUSE	ELECTRIC CORP	Greensboro	N Carol	40				40		
WESTINGHOUSE	ELECTRIC CORP	Pinetops	N Carol	189				189		
WESTINGHOUSE	ELECTRIC CORP	Shelby	N Carol	95				95		
WESTINGHOUSE	ELECTRIC CORP	Chillicothe	Ohio	54						
WESTINGHOUSE	ELECTRIC CORP	Cincinnati	Ohio	66				66		
WESTINGHOUSE	ELECTRIC CORP	Cleveland	Ohio	84,444			250	32		
WESTINGHOUSE	ELECTRIC CORP	Lima	Ohio	21,487	37		2,286	988		
WESTINGHOUSE	ELECTRIC CORP	Lima Army Tank Cen	Ohio	1,686				234		
WESTINGHOUSE	ELECTRIC CORP	Orrville	Ohio	550			550			
WESTINGHOUSE	ELECTRIC CORP	Wright Patterson A	Ohio	15		15				
WESTINGHOUSE	ELECTRIC CORP	Bala-Cynwyd	Penn	425				425		
WESTINGHOUSE	ELECTRIC CORP	Beaver	Penn	167,837		167,837				
WESTINGHOUSE	ELECTRIC CORP	Borough	Penn	112		112				
WESTINGHOUSE	ELECTRIC CORP	East Pittsburgh	Penn	6					48	
WESTINGHOUSE	ELECTRIC CORP	Chest	Penn	31				42		
WESTINGHOUSE	ELECTRIC CORP	Harrisburg	Penn	147			31			
WESTINGHOUSE	ELECTRIC CORP	Jefferson	Penn	6,920			147			
WESTINGHOUSE	ELECTRIC CORP	Madison	Penn	63			63			
WESTINGHOUSE	ELECTRIC CORP	Philadelphia	Penn	50,202	1,346		7,116	74		2,967
WESTINGHOUSE	ELECTRIC CORP	Pittsburgh	Penn	43,394						
WESTINGHOUSE	ELECTRIC CORP	West Mifflin	Penn	567,489						
WESTINGHOUSE	ELECTRIC CORP	Wilkins Township	Penn	1,867						
WESTINGHOUSE	ELECTRIC CORP	Naval Underwater S	Rhode I	130				130		
WESTINGHOUSE	ELECTRIC CORP	Hampton	S Carol	261						
WESTINGHOUSE	ELECTRIC CORP	Ellsworth AFB	S Dakot	46						
WESTINGHOUSE	ELECTRIC CORP	Yankton	S Dakot	45					46	
WESTINGHOUSE	ELECTRIC CORP	Nashville	Tenness	57						
WESTINGHOUSE	ELECTRIC CORP	Hill Air Force Bas	Utah	39						
WESTINGHOUSE	ELECTRIC CORP	Alexandria	Virgini	112						
WESTINGHOUSE	ELECTRIC CORP	Arlington	Virgini	50						
WESTINGHOUSE	ELECTRIC CORP	Charlottesville	Virgini	1,041						
WESTINGHOUSE	ELECTRIC CORP	Dahlgren	Virgini	158						
WESTINGHOUSE	ELECTRIC CORP	Norfolk	Virgini	421			421			
WESTINGHOUSE	ELECTRIC CORP		EGYPT	35						
WESTINGHOUSE	ELECTRIC CORP		GERMANY	570						
WESTINGHOUSE	ELECTRIC CORP		GUAM	72						
WESTINGHOUSE	ELECTRIC CORP		GUYANA	298						
WESTINGHOUSE	ELECTRIC CORP		HONDURA	13						
WESTINGHOUSE	ELECTRIC CORP		NETHERL	287						
WESTINGHOUSE	ELECTRIC CORP		PUERTO	2,311						
WESTINGHOUSE	ELECTRIC CORP	San Juan	PUERTO	210						
WESTINGHOUSE	ELECTRIC CORP	Santa Isabel	TURKEY	2,178,246	29,482	1,306,206	818,657	5,169	2,492	16,240
WESTINGHOUSE	INDUSTRY SRVCS		SINGAPO	79						
WESTINGHOUSE	INDUSTRY SRVCS		SINGAPO	79						

		(DOLLARS IN THOUSANDS)							
CONTRACTOR	CITY	STATE/ COUNTRY	DOD TOTAL	ARMY	NAVY	AIR FORCE	DLA	OCE	ODA
WESTINGHOUSE LEARNING CORP	Grand Rapids	Michiga	65						65
			65						65
WESTLAND AEROSPACE		GABON	301		301				
WESTLAND AEROSPACE		UNITED	122		122				
			423		423				
WESTLAND INC	Arlington	Virgini	640		640				
			640		640				
WESTMINSTER CO INC	Fort Gordon	Georgia	30	30					
WESTMINSTER CO INC	Camp Lejeune	N Carol	11,207		11,207				
WESTMINSTER CO INC	Cherry Point	N Carol	12,255	30	12,255				
	MCAS		23,492	30	23,462				
WESTMINSTER COLLEGE	Fulton	Missour	70	70					
			70	70					
WESTMONT INC	Alliance	Ohio	41				41		
			41				41		
WESTMONT INDUSTRIES	Santa Fe Springs	Califor	29,141		29,141				100
WESTMONT INDUSTRIES	Pittsburgh	Penn	100						100
			29,241		29,141				
WESTON INTERNL & ECOSYSTEM G		GERMANY	189	189					
			189	189					
WESTON INTL		GERMANY	38	38					
			38	38					
WESTON ROY F INC	Los Angeles	Califor	691		691				
WESTON ROY F INC	Seal Beach	Califor	691		691				
WESTON ROY F INC	Letterkenny	Army D	365	365					
WESTON ROY F INC	Lewisstown	Penn	2,038	2,038					
WESTON ROY F INC	Lionville	Penn	48-						48-
WESTON ROY F INC	West Chester	Penn	6,942	6,093		849			137
WESTON ROY F INC	Charleston AFB	S Carol	137			137			986
			10,816	8,496	1,382				
WESTON-ATC INC	Fort Benning	Georgia	65	65					
WESTON-ATC INC	Robins AFB	Georgia	126				126		
WESTON-ATC INC	Fort Leonard Wood	Missour	352	352					
WESTON-ATC INC	Fort Bragg	N Carol	68	68					
WESTON-ATC INC	Altus	Oklahom	38	38					
WESTON-ATC INC	Hill Air Force Bas	Utah	29-			29-			97
			620	523					
WESTPHAL GMBH		GERMANY	159	159					
			159	159					

(DOLLARS IN THOUSANDS)

CONTRACTOR	CITY	STATE/ COUNTRY	DOD TOTAL	ARMY	NAVY	AIR FORCE	DLA	OCE	ODA
WESTPHAL GMBH & CO KG		GERMANY	5,296 5,296	5,236 5,236		60 60			
WESTPORT DEV & MFG CO INC	Orange	Conn	243 243	38 38		128 128	77 77		
WESTRICH REISEN GMBH		GERMANY	248 248	248 248					
WESTRICH REISEN GMBH OMNIBUS		GERMANY	36 36	36 36					
WESTRON CORPORATION	New York	New Yor	31 31				31 31		
WESTRONIX INC	Midvale	Utah	100 100	100 100					
WESTSCOT CORPORATION	Salt Lake City	Utah	4,177- 4,177-			4,177- 4,177-			
WESTSIDE SUPPLY CO	San Diego	Califor	42		42				63
WESTSIDE SUPPLY CO	Chicago	Illinois	63						
WESTSIDE SUPPLY CO	Mission	Kansas	35		35				
WESTSIDE SUPPLY CO	Louisville	Kentuck	38						38
WESTSIDE SUPPLY CO	Omaha	Nebrask	67		33				34
WESTSIDE SUPPLY CO	Lockport	New Yor	167						167
WESTSIDE SUPPLY CO	New York	New Yor	42						42
WESTSIDE SUPPLY CO	New York	New Yor	454		110				344
WESTVLEES NV		BELGIUM	558 558						558 558
WESTWAY MANUFACTURING CO	Sherwood	Oregon	1,180 1,180				1,180 1,180		
WESTWINDS NURSERY	Umatilla	Oregon	123 123						123 123
WESTWOOD COMPUTER CORP	Springfield	New Jer	35 35	35 35					
WESTWOOD PHARMACEUTICALS INC	Buffalo	New Yor	634 634						634 634
WESTWOOD WHOLESALE ELC CO	Los Angeles	Califor	32 32						32 32
WETZEL LEE GENERAL CONTRACTI	Lemoore	Califor	137						137
WETZEL LEE GENERAL CONTRACTI	Lemoore	Califor	67						67
WETZEL LEE GENERAL CONTRACTI	Lemoore	Califor	204						204

CONTRACTOR	CITY	STATE/ COUNTRY	DOD TOTAL	ARMY	NAVY	AIR FORCE	(DOLLARS IN THOUSANDS)		
							DLA	OCE	ODA
WEVILL EDWARD PAINTING CO	Lakehurst	New Jer	82		82				
			82						
WEXFORD LABS INC	Kirkwood	Missour	184				184		
			184				184		
WEY CO.	Fort Riley	Kansas	96	96					
			96	96					
WEYERHAEUSER CO	Madison	Wiscons	225				225		
			225				225		
WEYERHAEUSER COMPANY	Devault	Penn	60				60		
WEYERHAEUSER COMPANY	Devon-Berwyn	Penn	661				661		
WEYERHAEUSER COMPANY	Federal Way	Washing	63				63		
WEYERHAEUSER COMPANY	Selah	Washing	32				32		
			816				816		
WEYHER/LIVSEY CONSTRUCTORS I	Camp Lejeune	N Carol	257		257				
			257		257				
WEYMAN WALTER CO	Pleasanton	Califor	43					43	
			43					43	
WHALEN MOVING & STORAGE CO	West Point Mil Res	New Yor	106	106					
			106	106					
WHALEN THOMAS A	West Point Mil Res	New Yor	58	58					
			58	58					
WHALING CITY DREDGE & DOCK	New London	Conn	178		178				
			178		178				
WHEAT ROBERT & ASSOCIATES	Mobile	Alabama	329						329
WHEAT ROBERT & ASSOCIATES	Buford	Georgia	120						120
			449						449
WHEATLAND RURAL ELECTRIC ASS	Francis E Warren	A Wyoming	354					354	
			354					354	
WHECO	Pasco	Washing	96		96				
			96		96				
WHEEL & RIM SUPPLY CO INC	Detroit	Michiga	770	706					64
WHEEL & RIM SUPPLY CO INC	Grosse Pointe Park	Michiga	143	143					
			913	849					64
WHEELABRATOR CORPORATION	Long Beach	Califor	69					69	
			69					69	
WHEELCAN ENTERPRISES	Hurlburt Field	Florida	160						160

CONTRACTOR	CITY	STATE/ COUNTRY	DOD TOTAL	ARMY	NAVY	AIR FORCE	DLA	OCE	ODA
WHEELCAN ENTERPRISES	Andrews AFB	Marylan	452			452			
WHEELCAN ENTERPRISES	West Point	New Yor	118	118	43				
WHEELCAN ENTERPRISES	Philadelphia	Penn	773	118	43	612			
WHEELER & GRAY INC	Port Hueneme	Califor	333		333				
			333		333				
WHEELER BROS INC	New Haven	Conn	53				53		
WHEELER BROS INC	Matteson	Illinois	30				30		
WHEELER BROS INC	Schiller Park	Illinois	100				100		
WHEELER BROS INC	Anderson	Indiana	52				52		
WHEELER BROS INC	Flint	Michigan	199				199		
WHEELER BROS INC	Saginaw	Michigan	71				71		
WHEELER BROS INC	Southfield	Michigan	50				50		
WHEELER BROS INC	Matawan	New Jer	43				43		
WHEELER BROS INC	Dayton	Ohio	58				58		
WHEELER BROS INC	Somerset	Penn	252	33			219		
WHEELER BROS INC	Wichita Falls	Texas	161				161		
WHEELER BROS INC	Oak Creek	Wiscons	25				25		
			1,094	33			1,061		
WHEELER CONSTRUCTION	Blytheville	Arkansa	188					188	
			188					188	
WHEELER INDUSTRIES	Arlington	Virgini	494		494				
			494		494				
WHEELER INDUSTRIES INC	Washington	D.C.	2,714						
WHEELER INDUSTRIES INC	Arlington	Virgini	244						
			2,958		2,714				
					244				
					2,958				
WHEELERS COMMUNICATIONS	The Dalles	Oregon	13					13	
			13					13	
WHELAN, R H CO	Centreville	Alabama	84						84
WHELAN, R H CO	Yantley	Alabama	35						35
WHELAN, R H CO	Hebron	Arkansa	116						116
WHELAN, R H CO	Aurora	Colorad	330						128
WHELAN, R H CO	Bristol	Florida	27	143	159				27
WHELAN, R H CO	Dearing	Georgia	48						48
WHELAN, R H CO	Pageland	S Carol	72						72
WHELAN, R H CO	Lane	S Dakot	31						31
			743	143	159				441
WHELEN ENGINEERING CO INC	Chester	Conn	174						174
			174						174
WHIP MIX CORP	Louisville	Kentuck	50						50
			50						50

CONTRACTOR	CITY	STATE/ COUNTRY	DOD TOTAL	ARMY	NAVY	AIR FORCE	(DOLLARS IN THOUSANDS)		
							DLA	OCE	ODA
WHIRLPOOL CORPORATION	Fort Knox	Kentuck	32	32					
WHIRLPOOL CORPORATION	Benton Harbor	Michiga	942	510	320	112			
WHIRLPOOL CORPORATION	Clyde	Ohio	25		25				
WHIRLPOOL CORPORATION	McLean	Virgini	38			38			
			1,037	542	345	150			
WHITACRE ENGINEERS INC	Keyport	Washing	44		44				
			44		44				
WHITAKER A P & SONS INC	Otis Air National	Mass	1,932	1,932					
			1,932	1,932					
WHITAKER BROTHERS	Patuxent River	NAT Marylan	38	333	38			470	
WHITAKER BROTHERS	Rockville	Marylan	840		37			78	
WHITAKER BROTHERS	Cattaraugus	New Yor	78					79	
WHITAKER BROTHERS	New York	New Yor	79					627	
			1,035	333	75				
WHITAKER CONSTRUCTION COMPAN	Brigham City	Utah	242			242			
WHITAKER CONSTRUCTION COMPAN	Hill Air Force Bas	Utah	80	80					
			322	80		242			
WHITAKER CORP	Simi Valley	Califor	94		94				
			94		94				
WHITCHER DAVID R BLDG INC	Lyme	N.H.	149	149					
WHITCHER DAVID R BLDG INC	Pease Air Force Ba	N.H.	261			261			
			410	149		261			
WHITCO MANUFACTURING	Anaheim	Califor	165		165				
			165		165				
WHITCRAFT CORPORATION	Eastford	Conn	31			31			
			31			31			
WHITE A C TRANSFER & STOR CO	Atlanta	Georgia	164	164					
			164	164					
WHITE AUTOMOTIVE CORP	Colorado Springs	Colorad	3,632	3,632					
WHITE AUTOMOTIVE CORP	Columbia City	Indiana	630						
			4,262	4,262					
WHITE CONSOLIDATED INC	Webster City	Iowa	37			37			
			37			37			
WHITE CONSOLIDATED INDUSTRIE	Little Rock	Arkansa	31						
WHITE CONSOLIDATED INDUSTRIE	Aurora	Illinois	44						
WHITE CONSOLIDATED INDUSTRIE	Belvidere	Illinois	1,521				1,521		44
WHITE CONSOLIDATED INDUSTRIE	Richmond	Indiana	78						
WHITE CONSOLIDATED INDUSTRIE	Fort Knox	Kentuck	145						
WHITE CONSOLIDATED INDUSTRIE	Grand Haven	Michiga	50						

(DOLLARS IN THOUSANDS)

CONTRACTOR	CITY	STATE/ COUNTRY	DOD TOTAL	ARMY	NAVY	AIR FORCE	DLA	OCE	ODA
WHITE CONSOLIDATED INDUSTRIE	Greenville	Michiga	1,550	414	369	767			
WHITE CONSOLIDATED INDUSTRIE	Greenville	Miss	36	36					
WHITE CONSOLIDATED INDUSTRIE	Columbus	Ohio	1,107	1,038		320	69		
WHITE CONSOLIDATED INDUSTRIE	Fairview	Penn	657	26			657		
WHITE CONSOLIDATED INDUSTRIE	Lake City	Penn	32		32	212			
WHITE CONSOLIDATED INDUSTRIE	Athens	Tenness	520	197	111	1,343	726		
			6,117	1,979	2,069				
WHITE CONSTRUCTION CO	Pine Bluff Arsenal	Arkansa	1,010	1,010					
			1,010	1,010					
WHITE CONSTRUCTION CO	Mather AFB	Califor	60			60			
WHITE CONSTRUCTION CO	Moffett Field NAS	Califor	79		79				
			139		79	60			
WHITE CONVEYER	Kenilworth	New Jer	34	34					
			34	34					
WHITE DAIRY ICE CREAM COMPAN	Fort Smith	Arkansa	2,091				2,091		
WHITE DAIRY ICE CREAM COMPAN	Livermore	Califor	31				31		
			2,122				2,122		
WHITE E H & CO INC	Fairfield	Califor	638			638			
			638			638			
WHITE ELECTRIC INC	Fort Stewart	Georgia	38	38					
			38	38					
WHITE FARM EQUIPMENT CO	Osseo	Minneso	45					45	
			45					45	
WHITE GLOVE SERVICE SYSTEMS	Sierra Vista	Arizona	1,099	1,099					
WHITE GLOVE SERVICE SYSTEMS	Yuma Proving Groun	Arizona	359	359					
			1,458	1,458					
WHITE GMC OF HOUSTON	Houston	Texas	49		49				
			49		49				
WHITE H P LABORATORY INC	Street	Marylan	491	491					
			491	491					
WHITE LAKE FOODS CO	Otsego	Michiga	779						779
			779						779
WHITE LIFT TRCK PARTS MFG CO	Osseo	Minneso	160	160					
			160	160					
WHITE MACHINE CO INC	Kenilworth	New Jer	163	163					
			163	163					

ST19 DOD PRIME CONTRACT AWARDS OVER \$25,000 BY CONTRACTOR, STATE AND CITY FY 1988 (OCT - SEP) (DOLLARS IN THOUSANDS)

CONTRACTOR	CITY	STATE/ COUNTRY	DOD TOTAL	ARMY	NAVY	AIR FORCE	DLA	OCE	ODA
WHITE OAK CONSTRUCTION CORP	L. G. Hanscom AFB	Mass	66			66	66		
WHITE OAK CONSTRUCTION CORP	Rochdale	Mass	66			66	66		
			132						
WHITE OFFICE SYSTEMS INC	San Francisco	Califor	45	45					
WHITE OFFICE SYSTEMS INC	Kenilworth	New Jer	91	63		28			
WHITE OFFICE SYSTEMS INC	McGuire AFB	New Jer	352	352		28			
			488	460					
WHITE PAUL CONSTRUCTION CO	Offutt AFB	Nebraska	192			192			
			192			192			
WHITE PLAINS ELECTRICAL SUP	Elmsford	New Yor	52		52		47		
WHITE PLAINS ELECTRICAL SUP	New York	New Yor	47						
WHITE PLAINS ELECTRICAL SUP	Waco	Texas	78	78			47		
			177	78	52				
WHITE PRUTZMAN CONST CO	Plainview	Texas	267					267	
			267					267	
WHITE R E & ASSOCIATES INC	Glendale	Califor	66				66		
WHITE R E & ASSOCIATES INC	Glendale	Califor	129				129		
			195				195		
WHITE STAR LAUNDRY INC	Biddeford	Maine	135		135				
			135		135				
WHITE STAR PROFESSIONAL FILM	Lansing	Michiga	36						36
			36						36
WHITE STOR & RETRIEVAL SYSTE	Robins AFB	Georgia	671			671			
WHITE STOR & RETRIEVAL SYSTE	Honolulu	Hawaii	139	139					
WHITE STOR & RETRIEVAL SYSTE	Rockville	Marylan	226		140	86			
WHITE STOR & RETRIEVAL SYSTE	Kenilworth	New Jer	81		27	54			
WHITE STOR & RETRIEVAL SYSTE	New York	New Yor	92				92		
WHITE STOR & RETRIEVAL SYSTE	Seattle	Washing	46					46	
			1,255	139	167	811	92	46	
WHITE T A CO INC	Chicago	Illinois	3,197				3,197		
WHITE T A CO INC	New York	New Yor	187				187		
			3,384				3,384		
WHITE'S SHOP	Fort Polk	Louisia	45						
			45						
WHITEFORD CONSTRUCTION CO IN	Aberdeen Prov Grnd	Marylan	1,864	1,864					
WHITEFORD CONSTRUCTION CO IN	Quantico	Virgini	47		47				
			1,911	1,864	47				
WHITEHEAD DIE CASTING CO	South Harpswell	Maine	62						62
			62						62

		(DOLLARS IN THOUSANDS)							
CONTRACTOR	CITY	STATE/ COUNTRY	DOD TOTAL	ARMY	NAVY	AIR FORCE	DLA	OCE	ODA
WHITEHEAD ELECTRIC CO., INC	Fort Campbell	Kentuck	186	186					
			186	186					
WHITEHILL ASSOCIATES		UNITED	38						38
			38						38
WHITELEY-JACOBSEN ASSOCIATES	Malmstrom AFB	Montana	85	85					
WHITELEY-JACOBSEN ASSOCIATES	Fairchild AFB	Washing	208	208					
WHITELEY-JACOBSEN ASSOCIATES	Fort Lewis	Washing	68-	68-					
WHITELEY-JACOBSEN ASSOCIATES	Whidbey Island NAS	Washing	261		261				
			486	225	261				
WHITES TREE SURGERY	Picatinny Arsenal	New Jer	48	48					
WHITES TREE SURGERY	Laughlin AFB	Texas	26	48		26			
			74			26			
WHITSELL-GREEN INC	Fort Rucker	Alabama	522	522					
WHITSELL-GREEN INC	Hurlburt Field	Florida	776	776					
WHITSELL-GREEN INC	Pensacola	Florida	2,593		2,593				
WHITSELL-GREEN INC	Pascagoula	Miss	1,638		1,638				
			5,529	1,298	4,231				
WHITESIDE BLACKTOP INC	Rock Falls	Illinois	48	48					
			48	48					
WHITWORTH INC	Gardena	Califor	26						26
			26						26
WHITFIELD ENGINEERING CO INC	Fort Bragg	N Carol	35	35					
WHITFIELD ENGINEERING CO INC	Myrtle Beach AFB	S Carol	51	51					
			86	86					
WHITTING SHEET METAL COMPANY	Fort Campbell	Kentuck	932	932					
			932	932					
WHITLOCK, GENE	Pine Bluff Arsenal	Arkansa	288	288					42
WHITLOCK, GENE	Hurlburt Field	Florida	42			42			57
WHITLOCK, GENE	Laughlin AFB	Texas	57			57			99
			387	288		99			
WHITMAN DISTRIBUTING COMPANY	George AFB	Califor	90						90
WHITMAN DISTRIBUTING COMPANY	Chicago	Illinois	41						41
WHITMAN DISTRIBUTING COMPANY	L. G. Hanscom AFB	Mass	30-						30-
WHITMAN DISTRIBUTING COMPANY	Worcester	Mass	29						29
WHITMAN DISTRIBUTING COMPANY	Mathis	Texas	167			167			167
			297			268			297
WHITMAN REQUARDT AND ASSOC	Washington	D. C.	73	73					
WHITMAN REQUARDT AND ASSOC	Baltimore	Marylan	50	50					
WHITMAN REQUARDT AND ASSOC	Prince George's	Marylan	113		113				
WHITMAN REQUARDT AND ASSOC	Jacksonville	N Carol	573		573				

(DOLLARS IN THOUSANDS)

CONTRACTOR	CITY	STATE/ COUNTRY	DOD TOTAL	ARMY	NAVY	AIR FORCE	DLA	OCE	ODA
WHITMAN REQUARDT AND ASSOC	Fort Belvoir	Virgini	36	36					
WHITMAN REQUARDT AND ASSOC	Norfolk	Virgini	30		30				
			875	159	716				
WHITMORE COMPANY INC	Revere	Mass	202		115				87
			202		115				87
WHITNEY BAILEY COX & MAGNANI	Aberdeen Prov Grnd	Marylan	84	84					
WHITNEY BAILEY COX & MAGNANI	Mechanicsburg	Penn	231		231				
WHITNEY BAILEY COX & MAGNANI	Philadelphia	Penn	35		35				
			350	84	266				
WHITNEY DISTRIBUTORS INC	Baltimore	Marylan	52				52		
			52				52		
WHITSON, BETHEL W CO. INC	Tuscaloosa	Alabama	284					284	
			284					284	
WHITT & BOURNE USA INC	Houston	Texas	75		75				
			75		75				
WHITTAKER A D CONSTRUCTION	Dahlgren	Virgini	3,934		3,934				
WHITTAKER A D CONSTRUCTION	Fort Hill	Virgini	1,850	1,850					
			5,784	1,850	3,934				
WHITTAKER CORPORATION	Hollister	Califor	1,106		1,106				
WHITTAKER CORPORATION	Los Angeles	Califor	6,950	187	3,333	2,141			1,289
WHITTAKER CORPORATION	Simi Valley	Califor	2,518	270	226	1,911			111
			10,574	457	4,665	4,052			1,400
WHITTENBERG ENGRG & CNSTR CO	Fort Knox	Kentuck	26	26					
			26	26					
WHITTENBURG CONSTRUCTION INC	Fort Knox	Kentuck	177	177					
			177	177					
WHITTEIS GROUND MAINTENANCE	New York	New Yor	61	61					
WHITTEIS GROUND MAINTENANCE	Tappan	New Yor	26	26					
			87	87					
WHITTON CONST.FUNCTION COMPANY	Jacksonville	Florida	250						
			250						
WHITWER RAYMOND A	Coronado	Califor	2,524		2,524				
WHITWER RAYMOND A	San Diego	Califor	36		36				
			2,560		2,560				
WHOLESALE 46 CO	Irvine	Califor	36						36
			36						36
WHOLESALE HARDWARE CO	Keeseville	New Yor	34						34
			34						34

(DOLLARS IN THOUSANDS)

CONTRACTOR	CITY	STATE/ COUNTRY	DOD TOTAL	ARMY	NAVY	AIR FORCE	DLA	OCE	ODA
WHYTE RAY ELECTRIC PDTS CO	Mount Clemens	Michiga	47- 47-	47- 47-					
WICAT SYSTEMS	Orem	Utah	222 222			222 222			
WICAT SYSTEMS INC	Orem	Utah	830 830		532 532	298 298			
WICHITA CITY OF	McConnell AFB	Kansas	89 89			89 89			
WICHITA ELECTRIC CO INC	McConnell AFB	Kansas	76 76			76 76			
WICHITA ENGINEERING COMPANY	Wichita Falls	Texas	1,187 1,187	790 790		397 397			
WICHITA FALLS CITY OF	Wichita Falls	Texas	657 657			657 657			
WICK CONSTRUCTION CO	Fort Wainwright	Alaska	6,616	6,616					
WICK CONSTRUCTION CO	Galena Airport	Alaska	4,930 11,546	4,930 11,546					
WICK EMBROIDERY CO	Union City	New Jer	240 240				240 240		
WICK M		GERMANY	47 47			47 47			
WICKEL ENTERPRISES	Toms River	New Jer	296 296				296 296		
WICKERSHEIMER ENGINEERS	Champaign	Illinois	60 60						
WICKES COMPANIES INC	Anaheim	Califor	3,835		2,148	1,687			
WICKES COMPANIES INC	Union Springs	New Yor	69		69				
WICKES COMPANIES INC	Folcroft	Penn	312			312			
WICKES COMPANIES INC	Swarthmore	Penn	4,586 8,802		2,217	4,287 5,974			
WICKES MANUFACTURING COMPANY	Union Springs	New Yor	32		32				
WICKES MANUFACTURING COMPANY	Lincoln	Rhode I	1,099				1,099		
WICKES MANUFACTURING COMPANY	Lonsdale	Rhode I	120				120		
WICKES MANUFACTURING COMPANY	St. Stephen	S Carol	105					105	
WICKLINE INDUSTRIES INC	Beulaville	N Carol	1,356		32		1,219		105
			4,386	4,229			157		
			4,386	4,229			157		

CONTRACTOR	CITY	STATE/ COUNTRY	DOD TOTAL	(DOLLARS IN THOUSANDS)				OCE	ODA
				ARMY	NAVY	AIR FORCE	DLA		
WICKMAN SPCRAFT PRPLSION CO	Citrus Heights	Califor	150 150			150 150			
WICKUM CONSTRUCTION	Castle AFB	Califor	281 281			281 281			
WIDDER BROTHERS INC	New York	New Yor	156 156		156 156				
WIDDER CORP	Naugatuck	Conn	174- 174-		174- 174-				
WIDENER UNIVERSITY	Chester	Penn	98 98			98 98			
WIDMANN GMBH		GERMANY	932 932			932 932			
WIEDEMANN GMBH		GERMANY	32 32			32 32			
WIEGAND LINUS GMBH		GERMANY	130 130			130 130			
WIEGMANN & ROSE	Richmond	Califor	27 27		27 27				
WIEHEM RICHARD E	Indianapolis	Indiana	86 86			86 86			
WIEMANN ICE AND FUEL	O'Fallon	Illinois	38 38				38 38		
WIETERS W M CONSTRUCTION CO	Beaufort	S Carol	77 77		77 77				
WIGA ARMADA		SPAIN	96 96				96 96		
WIGANG R & SON INC	Lakehurst	New Jer	28 28				28 28		
WIGGINS GRAVEL CO INC	Fort Polk	Louisia	135 135			135 135			
WIGGINS LIFT CO INC	Oxnard	Califor	3,580 3,580					3,580 3,580	
WIGGINS, JACK CONSTRUCTION C	Fort Wainwright	Alaska	30 30						

		(DOLLARS IN THOUSANDS)							
CONTRACTOR	CITY	STATE/ COUNTRY	DOD TOTAL	ARMY	NAVY	AIR FORCE	DLA	OCE	ODA
WIJSMULLER TRANSPORT		NETHERL	119 119		119 119				
WIL-JO MANUFACTURING INC	Azusa	Califor	138-		37	175-			
WIL-JO MANUFACTURING INC	Hastings	Nebrask	610			610			
WIL-JO MANUFACTURING INC		PHILIPP	60		37	60			
			532			495			
WIL-NIC INC	New York	New Yor	99		99				
			99						
WILBANKS N J CONTRACTOR	Cartersville	Georgia	200						200
			200						200
WILCO CONSTRUCTION INC	Altus	Oklahom	1,334	36		1,334			
WILCO CONSTRUCTION INC	Fort Sill	Oklahom	36	36					
			1,370						
WILCO ELECTRIC INC	Hackensack	New Jer	72		39		33		
			72		39		33		
WILCOX ELECTRIC INC	Kansas City	Missour	8,212	7,005		1,207			
			8,212	7,005		1,207			
WILCOXON RESEARCH INC	Rockville	Marylan	28		28				
			28						
WILCZEWSKI CONNIE JENSEN	El Paso	Texas	27	27					
			27	27					
WILD BLDG CONTRACTORS, INC	Knoxville	Tenness	197	197					
			197	197					
WILD GEODESY	Rockleigh	New Jer	65	65					
			65	65					
WILD LEITZ USA INC	Norcross	Georgia	464	49	414	50			54
WILD LEITZ USA INC	Rockleigh	New Jer	141	49	38				54
			605	49	452	50			54
WILD LEITZ USA INCORPORATED		GERMANY	73		73				
			73						
WILDCAT CONSTRUCTION CO INC	Fort Carson	Colorad	18	18					
			18	18					
WILDE WOLF OIL CO	McCall	Idaho	50						50
			50						50
WILDER CONSTRUCTION CO INC	Galena	Alaska	441	441					
			441	441					

(DOLLARS IN THOUSANDS)

CONTRACTOR	CITY	STATE/ COUNTRY	DOD TOTAL	ARMY	NAVY	AIR FORCE	DLA	OCE	CDA
WILDERNESS ELECTRONICS INC	Sacramento	Califor	88- 88-	14- 14-		74- 74-			
WILDESON HAROLD E	Chambersburg	Penn	49 49	49 49					
WILDMAN & MORRIS WILDMAN & MORRIS	San Francisco	Califor PHILIPP	372 374 746	372 372	374 374				
WILDNER R J CONTRACTING CO	Johnstown	Penn	60 60					60 60	
WILDWOOD ELECTRONICS INC	Madison	Alabama	1,023 1,023	1,023 1,023					
WILES KENNETH C JR & ASSOC	Grapevine	Texas	64 64					64 64	
WILEY & WILSON WILEY & WILSON WILEY & WILSON WILEY & WILSON WILEY & WILSON	Washington Cherry Point Fort Belvoir Fort Hill Portsmouth	D.C. N Carol Virginia Virginia Virginia	915 95 39 499 409 1,957		915 95	39 499 409 1,419			
WILGRO SERVICES INC	Oceanport	New Jer	193 193	193 193					
WILHELM FABER GMBH & CO KG		GERMANY	579 579	579 579					
WILKE, WILLIAM F INC WILKE, WILLIAM F INC	Aberdeen Prov Grnd Fort George G. Mea	Marylan Marylan	192 230 422	192 230 422					
WILKERSON MOOSE ASSOC INC	Fort Jackson	S Carol	84 84	84 84					
WILKES COLLEGE	Wilkes-Barre	Penn	323 323	238 238		85 85			
WILKINS CONSTRUCTION INC	Pine Bluff Arsenal	Arkansa	1,786 1,786	1,786 1,786					
WILKINS DISTRIBUTING CO INC	Port Orchard	Washing	95 95					95 95	
WILKINS N L & SONS	Dover	Delawar	109 109			109 109			

		(DOLLARS IN THOUSANDS)							
CONTRACTOR	CITY	STATE/ COUNTRY	DOD TOTAL	ARMY	NAVY	AIR FORCE	DLA	OCE	ODA
WILKINS, WAYMON	Jacksonville	Arkansa	222 222			222 222			
WILKINSO & JENKINS CONSTR C	Clewiston	Florida	500 500					500 500	
WILKINSON CONSTRUCTION CO	Hill Air Force Bas	Utah	193 193			193 193			
WILL CONSTRUCTION CO INC	Seattle	Washing	169 169					169 169	
WILL HARRY M INC	Fort Meade	Marylan	37	37					
WILL HARRY M INC	Frederick	Marylan	67 104	67 104					
WILL-BURT COMPANY THE	Orrville	Ohio	48 48	48 48					
WILL-ROBINS BUILDING MAINT	Charleston	NSC	27- 27-		27- 27-				
WILLARD COMPANY THE	Harrison	Arkansa	4,317			4,317			
WILLARD COMPANY THE	Anaheim	Califor	7,335		7,335				
WILLARD COMPANY THE	Lake Eisinoire	Califor	175			175			
WILLARD COMPANY THE	Cadillac	Michiga	3,872 15,699		7,335	3,872 8,364			
WILLARD ENGINEERING	Tulsa	Oklahom	254 254					254 254	
WILLARD HILL ENTERPRISES	Goose Creek	S Carol	39 39					39 39	
WILLARD INDUSTRIES INC	Charlotte	N Carol	113 113						113 113
WILLARD MYRA T ENTERPRISES	Eugene	Oregon	50 50					50 50	
WILLBROS BUTLER ENGINEERS IN	Pearl Harbor	Hawaii	257					257	
WILLBROS BUTLER ENGINEERS IN	Pearl Harbor Naval	Hawaii	65					65	
WILLBROS BUTLER ENGINEERS IN	Malmstrom AFB	Montana	268	268					
WILLBROS BUTLER ENGINEERS IN	Tulsa	Oklahom	4,745	4,745					
WILLBROS BUTLER ENGINEERS IN	Norfolk	Virgini	318					318	
WILLBROS BUTLER ENGINEERS IN		ICELAND	576					576	
WILLBROS BUTLER ENGINEERS IN		MOROCCO	784					784	
WILLCAN ENTERPRISES INC DE	Annapolis	Marylan	7,013	5,013	2,000				
			26						26
			26						26

(DOLLARS IN THOUSANDS)

CONTRACTOR	CITY	STATE/ COUNTRY	DOD TOTAL	ARMY	NAVY	AIR FORCE	DLA	OCE	ODA
WILLDAN ASSOCIATES	San Diego	Califor	194 194		194 194				
WILLENBORG ASSOCIATES, INC	Romeo	Michiga	108 108				108 108		
WILLENBROCK FOERDERTECHNIK		GERMANY	71 71	71 71					
WILLEY P L CO INC	Loring AFB	Maine	501 501			501 501			
WILLHOITES INC	Fort Riley	Kansas	163 163	163 163					
WILLI ABELS		GERMANY	115 115	115 115					
WILLI BECKER AKUSTIKBAU		GERMANY	43- 43-	43- 43-					
WILLIAM E DEWITT CO THE	Sweetwater	Tenness	75 75	75 75					
WILLIAM FLEMING & SONS	Bayonne MOT	New Jer	116	116					
WILLIAM FLEMING & SONS	Edison	New Jer	40	40					
WILLIAM FLEMING & SONS	Pedricktown	New Jer	47	47					
			203	203					
WILLIAM H SWAN & SON	Norfolk	Virgini	26 26		26 26				
WILLIAMS & BURROWS INC	San Francisco	Califor	392 392		392 392				
WILLIAMS & COMPANY INC	Cambridge	Ohio	27	27					
WILLIAMS & COMPANY INC	Cincinnati	Ohio	133		133				
WILLIAMS & COMPANY INC	Huntington	W Virgi	55				55		
			215	27	133		55		
WILLIAMS & LANE ENERGY INC	Benicia	Califor	48 48	48 48					
WILLIAMS & MC CRAE INC	Dover	Delawar	65 65					65 65	
WILLIAMS & RICHARDSON COMPAN K. I. Sawyer AFB		Michiga	426 426	426 426					
WILLIAMS ALFRED & COMPANY	Durham	N Carol	27 27	27 27					

ST19 DOD PRIME CONTRACT AWARDS OVER \$25,000 BY CONTRACTOR, STATE AND CITY FY 1988 (OCT - SEP)  
(DOLLARS IN THOUSANDS)

CONTRACTOR	CITY	STATE/ COUNTRY	DOD TOTAL	ARMY	NAVY	AIR FORCE	DLA	OCE	ODA
WILLIAMS BROTHERS ENGRG CO	Long Beach	Califor	1,962				1,962		
WILLIAMS BROTHERS ENGRG CO	Tulsa	Oklahom	75	75					
WILLIAMS BROTHERS ENGRG CO		KOREA,	759	759					
			2,796	834					1,962
WILLIAMS BURT CONSTR RMDLG C	Fort Rucker	Alabama	127	127					
			127	127					
WILLIAMS CHARLES G CNSTR CO	Aurora	Colorad	307	307					167
WILLIAMS CHARLES G CNSTR CO	Denver	Colorad	167	307					167
			474	307					
WILLIAMS CLARENCE CONSTRUCTO	Jacksonville	Florida	248		248				
			248		248				
WILLIAMS CONSTRUCTION CO INC	Burlington	Kansas	50						50
			50						50
WILLIAMS CORP OF VIRGINIA	Norfolk	Virgini	2,525		2,525				
WILLIAMS CORP OF VIRGINIA	Virginia Beach	Virgini	287		287				
			2,812		2,812				
WILLIAMS ELECTRIC CO INC	March Air Force Ba	Califor	28						28
WILLIAMS ELECTRIC CO INC	Washington	D.C.	63						
WILLIAMS ELECTRIC CO INC	Fort Walton Beach	Florida	59	63					59
WILLIAMS ELECTRIC CO INC	Tyndall AFB	Florida	132						132
WILLIAMS ELECTRIC CO INC	Fort Benning	Georgia	1,162	1,162					
WILLIAMS ELECTRIC CO INC	Watertown	Mass	37	37					
WILLIAMS ELECTRIC CO INC	West Point Mil Res	New Yor	445	445					
WILLIAMS ELECTRIC CO INC	Abilene	Texas	37	37					
WILLIAMS ELECTRIC CO INC	Fort Bliss	Texas	105	105					
WILLIAMS ELECTRIC CO INC	Fort Worth	Texas	322	322					
WILLIAMS ELECTRIC CO INC	Fort Worth	Texas	160	160					
WILLIAMS ELECTRIC CO INC	Fort Belvoir	Virgini	2,550	2,331					219
			86						
WILLIAMS FORM ENGINEERING	Grand Rapids	Michiga	86		86				
			26						26
WILLIAMS G A & SONS INC	Braintree	Mass	26						
			169						169
WILLIAMS GUY & SON INC	Elizabethtown	Kentuck	169						
			3,400						
WILLIAMS INDUSTRIES INC	Kingsville	Texas	3,400						
			1,333						1,333
WILLIAMS INSTRUMENTS INC	Fort Worth	Texas	1,333						
			83,043	5,389	73,256				4,398
WILLIAMS INTERNATIONAL CORP	Walled Lake	Michiga							

(DOLLARS IN THOUSANDS)

CONTRACTOR	CITY	STATE/ COUNTRY	DOD TOTAL	ARMY	NAVY	AIR FORCE	DLA	OCE	ODA
WILLIAMS INTERNATIONAL CORP	Whitehall	Michiga	1,734		1,734				
WILLIAMS INTERNATIONAL CORP	Ogden	Utah	93		93				
			84,870	5,389	75,083	4,398			
WILLIAMS J H OIL COMPANY INC	Tampa	Florida	25				25		
			25				25		
WILLIAMS J L CONTRACTING CO	St. Louis	Missour	61						
			61						
WILLIAMS LBR OF JACKSONVILLE	Jacksonville	N Carol	65		65				
			65		65				
WILLIAMS MACHINE WORKS INC	Moss Point	Miss	82		82				
			82		82				
WILLIAMS MOBILE OFFICES	Cherry Hill	New Jer	27				27		
			27				27		
WILLIAMS MOBILE OFFICES INC	Dover	Delawar	78					78	
WILLIAMS MOBILE OFFICES INC	Lawrenceville	Georgia	28					28	
WILLIAMS MOBILE OFFICES INC	Chicago	Illinois	78	78					
WILLIAMS MOBILE OFFICES INC	South Whitley	Indiana	113		113				
WILLIAMS MOBILE OFFICES INC	Andrews AFB	Marylan	38		38				
WILLIAMS MOBILE OFFICES INC	Indian Head	Marylan	54		54				
WILLIAMS MOBILE OFFICES INC	L. G. Hanscom AFB	Mass	449			449			
WILLIAMS MOBILE OFFICES INC	Westover AFB	Mass	83			83			
WILLIAMS MOBILE OFFICES INC	Cherry Hill	New Jer	38		38				
WILLIAMS MOBILE OFFICES INC	Dahlgren	Virgini	28		28				
WILLIAMS MOBILE OFFICES INC	Fort Lee	Virgini	108	108					
WILLIAMS MOBILE OFFICES INC	Manassas	Virgini	36		36				
WILLIAMS MOBILE OFFICES INC	South Hill	Virgini	26				26		
			1,157	186	269	676		26	26
WILLIAMS NATURAL GAS COMPANY	Fort Leavenworth	Kansas	2,005	2,005					
WILLIAMS NATURAL GAS COMPANY	McConnell AFB	Kansas	761			761			
			2,766	2,005		761			
WILLIAMS OBRIEN ASSOCIATES	Grand Forks AFB	N Dakot	100	100					
			100	100					
WILLIAMS PAVING COMPANY INC	Biloxi	Miss	185			185			
WILLIAMS PAVING COMPANY INC	Gulfpport-Biloxi Re	Miss	114	114					
			299	114		185			
WILLIAMS PIPE LINE CO INC	Nebraska City	Nebrask	372				372		
			372				372		
WILLIAMS PLUMBING & HEATING	Hill Air Force Bas	Utah	88			88			
			88			88			

(DOLLARS IN THOUSANDS)									
CONTRACTOR	CITY	STATE/ COUNTRY	DOD TOTAL	ARMY	NAVY	AIR FORCE	DLA	OCE	ODA
WILLIAMS R M CONTRACTORS INC	Tampa	Florida	778 778	649 649		129 129			
WILLIAMS ROBERT G	Anniston	Alabama	81				81		
WILLIAMS ROBERT G	Cleveland	Tenness	1,048 1,129				1,048 1,129		
WILLIAMS SAM H	Fort Polk	Louisia	181 181	181 181					
WILLIAMS SERVICES INC	Shaw Air Force Bas	S Carol	581 581			581 581			
WILLIAMS STACKHOUSE, INC	San Antonio	Texas	130 130					130 130	
WILLIAMS STEEL INDUSTRIES IN	Clermont	Florida	11,184 11,184			11,184 11,184			
WILLIAMS TAZEWELL COOKE ASSO	Chesapeake	Virgini	273		273				
WILLIAMS TAZEWELL COOKE ASSO	Norfolk	Virgini	47 320		47 320				
WILLIAMS TECHNICAL SERVICES		JAPAN	89 89			89 89			
WILLIAMS TRANSPORT CO INC	Buford	Georgia	141 141					141 141	
WILLIAMS WALT CONSTRUCTION	Fort Worth	Texas	193 193			193 193			
WILLIAMS WHIT INC	Portsmouth	Virgini	216 216					216 216	
WILLIAMS, CLEVELAND MD	Rantoul	Illinois	60- 60-			60- 60-			
WILLIAMSEN MANUFACTURING INC	Salt Lake City	Utah	3,900 3,900			3,900 3,900			
WILLIAMSON BRADY CNTR	Fort Benning	Georgia	8,503 8,503	8,503 8,503					
WILLIAMSON BUILDERS INC	Columbus	Ohio	837				837		
WILLIAMSON BUILDERS INC	Wright Patterson A	Ohio	394 1,231			394 394	837 837		
WILLIAMSON SON JANITORIAL SV	Mountain Home	Arkansa	58 58					58 58	

(DOLLARS IN THOUSANDS)

CONTRACTOR	CITY	STATE/ COUNTRY	DOD TOTAL	ARMY	NAVY	AIR FORCE	DLA	OCE	ODA
WILLIBALD FRANK		GERMANY	77 77	77 77					
WILLIS	Vicksburg	Miss	181 181					181 181	
WILLIS TREE COMPANY	Fort Sill	Oklahom	73 73	73 73					
WILLOUGHBY ASSOCIATES LTDP	Washington	D.C.	30		30				657
WILLOUGHBY ASSOCIATES LTDP	Winnetka	Illinois	707 737		50 80				657
WILLS CONSTRUCTION CO	Fort McClellan	Alabama	56 56	56 56					
WILLS INC	Mountain Home AFB	Idaho	144 144			144 144			
WILLSHIRE ASSOCIATES INC	Springfield	Virgini	182- 182-	182- 182-					
WILLSON & SON BUILDING MTLs	El Dorado	Arkansa	27 27				27 27		
WILMAR ELECTRONICS INC	Torrance	Califor	33 33		32 33				
WILMER MANUFACTURING CO INC	Beltsville	Marylan	135 135				135 135		
WILMINGTON BUILDERS INC	Dayton	Ohio	44 44				44 44		
WILMINGTON ELECTRIC SUPPLY C	Boydton	Virgini	158 158					158 158	
WILMINGTON FAMILY YMCA	Wilmington	N Carol	26 26					26 26	
WILMINGTON GENERAL AVIATION	Wilmington	N Carol	87 87					87 87	
WILMINGTON SHIPYARD INC	Wilmington	N Carol	1,219 1,219	344 344	875 875				
WILNER CONSTRUCTION CO	San Diego	Califor	96 96		96 96				
WILORCO INC	Long Beach	Califor	3,098 3,098		3,098 3,098				

CONTRACTOR	CITY	STATE/ COUNTRY	DOD TOTAL	ARMY	NAVY	AIR FORCE	DLA	OCE	ODA
WILSEY FOODS INC	Industry	Califor	27 27				27 27		
WILSHIRE FOAM PRODUCTS INC	Carson	Califor	1,159			1,019	140		
WILSHIRE FOAM PRODUCTS INC	Eddystone	Penn	144				144		
WILSHIRE FOAM PRODUCTS INC	Dallas	Texas	61 1,364			61 1,080	284		
WILSON & ASSOC DEVELOPERS	Charleston	S Carol	50 50		50 50				
WILSON & HAYES INC	Seattle	Washing	113 113		113 113				
WILSON & SONS GENERAL CONTRS	Fort Wainwright	Alaska	150 150	150 150					
WILSON 5 SERVICE INC	Brunswick NAS	Maine	92	92					
WILSON 5 SERVICE INC	South Weymouth Nav	Mass	315 407	315 407					
WILSON ADRIAN ASSOCIATES		PHILIPP	50 50			50 50			
WILSON ARCHITECTS INCORPORAT	Fort Leonard Wood	Missour	101 101	101 101					
WILSON CO SHERIFFS DEPT	Nashville	Tenness	31 31					31 31	
WILSON CONSTRUCTION CO INC	Fort Lewis	Washing	1,225 1,225	1,225 1,225					
WILSON ENGINEERS & ARCHITECT	Colorado Springs	Colorad	65	65					
WILSON ENGINEERS & ARCHITECT	Fort Riley	Kansas	81	81					
WILSON ENGINEERS & ARCHITECT	Whiteman AFB	Missour	214	214					
WILSON ENGINEERS & ARCHITECT	Holloman AFB	New Mex	113	58	55				
WILSON ENGINEERS & ARCHITECT	Whidbey Island NAS	Washing	269 742	269 418	269 269				
WILSON FLOORS CO	Columbus	Ohio	59 59				59 59		
WILSON FOODS CORPORATION	Cedar Rapids	Iowa	1,287 1,287				1,287 1,287		
WILSON FRED & ASSOCIATES	Norfolk	Virgini	43 43		43 43				
WILSON HEWITT & ASSOC INC	Lakehurst	New Jer	243 243		243 243				



(DOLLARS IN THOUSANDS)

CONTRACTOR	CITY	STATE/ COUNTRY	DOD TOTAL	ARMY	NAVY	AIR FORCE	DLA	OCE	ODA
WILTRONIX INC	Washington Grove	Marylan	31 31						31 31
WIMER MACHINE WORKS INC	Cottonwood	Idaho	752 752	185 185		567 567			
WIMMER, C D PAVING INC	Seneca Army Depot	New Yor	383 383	383 383					
WINCHERMANN SUED GMBH		GERMANY	40 40	40 40					
WINCHESTER INDUSTRIES INC	Avon	Mass	1,357 1,357		146 146		1,211 1,211		
WINCHESTER MACHINE CO INC	Hinsdale	N.H.	37 37	37 37					
WIND & SHADE SCREENS INC	San Marcos	Califor	58- 58-				58- 58-		
WINDING SPECIALISTS CO INC	Wichita	Kansas	1,507 1,507		252 252	1,161 1,161	94 94		
WINDING TECHNOLOGIES CORP	Springville	Utah	83 83	83 83					
WINDOWS INC	Maywood	Illinois	110 110		110 110				
WINDSOR & MYATT MECH CONTRS	Fort Bragg	N Carol	990 990	990 990					
WINDSOR AIRMOTIVE	East Granby	Conn	68		68				
WINDSOR AIRMOTIVE	Windsor	Conn	47- 21		47- 21				
WINER SAM MOTORS INC	Galesburg	Michiga	53	53					
WINER SAM MOTORS INC	Akron	Ohio	51		51		34		
WINER SAM MOTORS INC	Broken Arrow	Oklahom	34		34		34		
WINFIELD INN	Des Plaines	Illinois	138	53	51				
WINFIELD MAAS		GERMANY	382 382	382 382					
WINFIELD MANUFACTURING CO IN Belmont		MISS	1,560		1,560				8,327
WINFIELD MANUFACTURING CO IN Corinth		MISS	1,560		1,560				14,483
WINFIELD MANUFACTURING CO IN New York		New Yor	8,327 14,483 22,866	56 56					22,810

(DOLLARS IN THOUSANDS)

CONTRACTOR	CITY	STATE/ COUNTRY	DOD TOTAL	ARMY	NAVY	AIR FORCE	DLA	OCE	ODA
WING CONSTRUCTION CO	San Bernardino	Califor	125 125			125 125			
WING CORPORATION	Westmont	New Jer	719 719		139 139		580 580		
WING ENTERPRISES INC	Provo	Utah	698 698				698 698		
WINGATE ALLOYS INC	Orrville	Ohio	44 44				44 44		
WINGCRAFT ENGINEERING INC	South El Monte	Califor	36 36			36 36			
WINGLER SHRP ARCHICTS PLNNRS WINGLER SHRP ARCHICTS PLNNRS	Wichita Falls	Texas GERMANY	26 849 875	26 849 875					
WINICK CORPORATION WINICK CORPORATION	El Toro Los Angeles	Califor Califor	155 455 610		155 455 610				
WINK INCORPORATED WINK INCORPORATED	Birmingham Gulfport Naval Con	Alabama Miss	441 28 469	441 441	28 28				
WINKLE ELECTRIC INC	Youngstown	Ohio	33 33			33 33			
WINKLEMAN OIL CO INC	Medford	Oregon	64 64				64 64		
WINN NUPSEY OF VIRGINIA INC	Portsmouth	Virgini	50 50						
WINNERS CIRCLE ENGINEERING C	Monrovia	Indiana	64 64	34 34		30 30			
WYVIE FASHIONS /USA/ INC	Commerce	Califor	121 121				121 121		
WINONA VAN NORMAN	Winona	Minneso	77 77			77 77			
WINPIGLER ROOFING INC	Frederick	Marylan	40 40	40 40					
WINSAR CORP OF LA THE WINSAR CORP OF LA THE	El Dorado Madisonville	Arkansa Louisia	683 43 726	428 43 428	185 43 228		70 70		

(DOLLARS IN THOUSANDS)

CONTRACTOR	CITY	STATE/ COUNTRY	DOD TOTAL	ARMY	NAVY	AIR FORCE	DLA	OCE	ODA
WINSLOW AUTOMATICS INC	New Britain	Conn	36 36				36 36		
WINSTON JANITORIAL SERVICE	Indianapolis	Indiana	1,859 1,859	119 119	1,740 1,740				
WINTERMYER LEON E INC	New Cumberland	Penn	25	25	55				
WINTERMYER LEON E INC	Philadelphia	Penn	80	25	55				
WINTERS CONSTRUCTION INC	Fort Lewis	Washing	850- 850-	850- 850-					
WINTERS DALE CONSTRUCTION CO	Grissom AFB	Indiana	1,090 1,090			1,090 1,090			
WINTERSHALL MINERALOEL GMBH		GERMANY	132 132				132 132		
WINTHROP BREON LABORATORIES	McPherson	Kansas	851				851		
WINTHROP BREON LABORATORIES	Lippard	Montana	116				116		
WINTHROP BREON LABORATORIES	Rensselaer	New Yor	2,645				2,645		
WINTHROP BREON LABORATORIES	Marion	N Carol	83				83		
WINTHROP BREON LABORATORIES	Myerstown	Penn	60				60		
WINTHROP BREON LABORATORIES	Beaumont	Texas	78				78		
WINTHROP BREON LABORATORIES	Barceloneta	PUERTO	834 4,667				834 4,667		
WINTHROP PRODUCTS INC	Myerstown	Penn	111 111				111 111		
WINWARD ELECTRIC SERVICE INC	Hill Air Force Bas	Utah	68			68			
WINWARD ELECTRIC SERVICE INC	Ogden	Utah	112 180	146 146		34- 34			
WINZEN INTERNATIONAL INC	San Antonio	Texas	104 104	56 56		48 48			
WINZLER KLLY CNSLTING ENGNR	Ferndale	Califor	164		164				
WINZLER KLLY CNSLTING ENGNR	San Francisco	Califor	264 73		264 73				
WINZLER KLLY CNSLTING ENGNR		GUAM	501		501				
WIPCO INC	Crane	Indiana	31		31				
WIPCO INC	Crane Naval Weapon	Indiana	62		62				
WIRE CLOTH PRODUCTS, INC	Glenview	Illinois	36 36						36 36
WIRE GRAPHICS INC NEVADA	Farmingdale	New Yor	40 40		40 40				

(DOLLARS IN THOUSANDS)

CONTRACTOR	CITY	STATE/ COUNTRY	DOD TOTAL	ARMY	NAVY	AIR FORCE	DLA	OCE	ODA
WIRE ROPE CORPORATION AMER I St. Joseph		Missour	869				869		
WIRE ROPE CORPORATION AMER I St. Louis		Missour	38				38		
			907				907		
WIRE ROPE INDUSTRIES LTD		CANADA	46			46			
			46			46			
WIRE-PRO INC	Bradenton	Florida	74				74		
WIRE-PRO INC	Salem	New Jer	1,158	301	181	130	546		
			1,232	301	181	130	620		
WIREGRASS CONSTRUCTION CO IN Chattahoochee		Florida	296						
			296						
WIRT INFLATABLE SPECIALISTS	Elizabeth	W Virgi	5,813				5,813		
			5,813				5,813		
WIRUM HAROLD & ASSOCIATES	Fort Wainwright	Alaska	43	43					
			43	43					
WISBECK & KONZEN	Adak NSG	Alaska	166				166		
WISBECK & KONZEN	Bangor	Washing	40				40		
WISBECK & KONZEN	Keyport Naval Torp	Washing	100				100		
			306				306		
WISCONSIN CENTRIFUGAL INC	Waukesha	Wiscons	60	25			35		
			60	25			35		
WISCONSIN FARM SVCS, INC	Edgerton	Wiscons	105	105					
			105	105					
WISCONSIN KNITTING CO	Milwaukee	Wiscons	2,699				2,699		
			2,699				2,699		
WISCONSIN ORDNANCE WORKS LTD Winnebago		Wiscons	46	46					
			46	46					
WISCONSIN OVEN CORP	East Troy	Wiscons	32				32		
			32				32		
WISCONSIN PHYSICIANS SVC INS Madison		Wiscons	34,078						34,078
			34,078						34,078
WISCONSIN SIDING CORPORATION Fort Lewis		Washing	84	84					
			84	84					
WISCONSIN TELEPHONE CO	Fort McCoy	Wiscons	29	29					
			29	29					
WISCONSIN TELEPHONE CO.	Sparta	Wiscons	27	27					
			27	27					

CONTRACTOR	CITY	STATE/ COUNTRY	DOD TOTAL	ARMY	NAVY	AIR FORCE	DLA	OCE	ODA	
										(DOLLARS IN THOUSANDS)
WISCONSIN TRAILER COMPANY IN Richfield		Wiscons	2,064 2,064	2,064 2,064						
WISE CONSTRUCTION CO INC	Wright Patterson A Ohio		702 702			702 702				
WISE CONSTRUCTION CO INC	Greenville	S Carol	3,020		3,020					
WISE CONSTRUCTION CO INC	Myrtle Beach AFB	S Carol	66		56					
WISE CONSTRUCTION CO INC	Shaw Air Force Bas	S Carol	127		127					
			3,213		3,213					
WISE EXCAVATING CO INC	New York	New Yor	49 49	49 49						
WISE GEORGIA INC	Kings Bay	Georgia	6,298 6,298		6,298 6,298					
WISETEK INC.	Tooele Army Depot	Utah	40 40	40 40						
WISNER CORP	Davis-Monthan AFB	Arizona	198 198			198 198				
WISNEWSKI BLAIR & ASSOC LTD	Warrenton	Virgini	30 30	30 30						
WISS JANNEY ELSTNER ASSOC	Emeryville	Califor	163 163	163 163						
WISSER CLAUSE KG		GERMANY	4,852 4,852	4,123 4,123		729 729				
WITCO CORPORATION	Los Angeles	Califor	106						106	
WITCO CORPORATION	Oildale	Califor	879						879	
			985						985	
WITCO INDUSTRIES LTD		JAPAN	379 379			379 379				
WITT SCHREIBER & LN ARCHITEC	Yakima Firing Cent	Washing	74 74	74 74						
WITTENBERG DELONY & DAVIDSON	Little Rock	Arkansa	130 130	130 130						
WITTIG HUBERT		GERMANY	26 26	26 26						
WIXON INDUSTRIES INC	Milwaukee	Wiscons	272 272						272 272	

(DOLLARS IN THOUSANDS)									
CONTRACTOR	CITY	STATE/ COUNTRY	DOD TOTAL	ARMY	NAVY	AIR FORCE	DLA	OCE	ODA
WIZDOM SYSTEMS INC	Naperville	Illinois	70 70			70 70			
WKC STAHL UND METALLWARENFAB		GERMANY	305 305			305 305			
WKP DETECTIVE SECURITY SERVI		GERMANY	234 234			234 234			
WM B HACKETT & ASSOCIATES IN Naval Supply Cente Califor			35 35		35 35				
WOFHR TOURS GMBH		GERMANY	903 903	903 903					
WOENER ENGR INC	Elbert	Colorad	1,059 1,059		1,059 1,059				
WOERNER ENGINEERING INC	Elbert	Colorad	64 64		64 64				
WOERNER L INC	Rochester	New Yor	44 44		44 44				
WOFFORD COLLEGE	Spartanburg	S Carol	102 102	102 102					
WOHLAEMUTH, JOAN (MD)	Navajo Mountain Tr	Arizona	367 367		367 367				
WOHLLEB-SOCIE CO THE	Toledo	Ohio	90 90					90 90	
WOLD ENGINEERING PROFESSIONA Minot Air Force Ba N Dakot			42 42			42 42			
WOLDER ENGINEERING INC	El Toro	Califor	130 130		130 130				
WOLF & SOFSKY GMBH		GERMANY	59 59			59 59			
WOLF BLUMENTHAL		GERMANY	210 210	210 210					
WOLF CARL ENTERPRISES INC	Branford	Conn	99			99			
WOLF CARL ENTERPRISES INC	Coral Springs	Florida	257 356			257 356			
WOLF COACH INC	Auburn	Mass	111 111						111 111

(DOLLARS IN THOUSANDS)

CONTRACTOR	CITY	STATE/ COUNTRY	DOD TOTAL	ARMY	NAVY	AIR FORCE	DLA	OCE	ODA
WOLF CONSTRUCTION	Loring AFB	Maine	100 100			100 100			
WOLF CREEK COMPANY INC	Trotwood	Ohio	61 61			61 61			
WOLF HERMAN J COMPANY INC TH Philadelphia		Penn	169 169				169 169		
WOLF L CO	Granite City	Illinois	329 329	329 329					
WOLF X-RAY CORP	West Hempstead	New Yor	397 397				397 397		
WOLFBERG ALVAREZ AND ASSOC	Key West	Florida	35 35		35 35				
WOLFBERG/ALVAREZ/TERACIDO	Fort Stewart	Georgia	147 147	147 147					
WOLFE B J ENTERPRISES	Los Angeles	Califor	41 41		41 41				
WOLFE BROS INC	Frederick	Marylan	563 563	563 563					
WOLFF-REISEN		GERMANY	1,197 1,197	1,197 1,197					
WOLLARD AIRPORT EQUIPMENT IN Miami		Florida	571 571			571 571			
WOLLONGONG GROUP THE	Palo Alto	Califor	140		113	27	72		
WOLLONGONG GROUP THE	Memphis	Tenness	72						
WOLLONGONG GROUP THE	Falls Church	Virgini	390 602		113	390 417	72		
WOLVERINE MACHINE PRODUCTS C Holly		Michiga	121 121	87 87				34 34	
WOLVERINE SUPPLY INC	Elmendorf AFB	Alaska	428			428			
WOLVERINE SUPPLY INC	Galena Airport	Alaska	29 457			29 457			
WOLVERINE WESTERN CORPORATIO Riverside		Califor	95 95	95 95					
WOLVERINE WORLD WIDE INC	Webster	Mass	158 158						158 158

CONTRACTOR	CITY	STATE/ COUNTRY	DOD TOTAL	ARMY	NAVY	AIR FORCE	DLA	OCE	ODA
WOMACK PAINTING INC	Bremerton	Washing	41		41				
WOMACK PAINTING INC	Puget Sound Naval	Washing	137-96-		137-96-				
WOMBLE GENERATOR AMD MARINE	Virginia Beach	Virgini	30		30				
WOMBLE J E & SON INC	Fort Bragg	N Carol	2,079	2,079					
WOMENS WIRING WORLD CORP	Ogden	Utah	803			803			
WON HYO ENTERPRISE CO LTD		KOREA,	166	166					
WON I J GEOPHEX LTD	Raleigh	N Carol	265		265				
WONG J AND ASSOCIATES INC	Talladega	Alabama	26				26		
WONG J AND ASSOCIATES INC	Monticello	Georgia	29				29		
WONG J AND ASSOCIATES INC	Pierce	Idaho	26				26		
WONG J AND ASSOCIATES INC	Winnfield	Louisia	25				25		
WONG J AND ASSOCIATES INC	Eugene	Oregon	41				41		
WONG J AND ASSOCIATES INC	Noti	Oregon	150				150		
WONG J AND ASSOCIATES INC	Riddle	Oregon	72				72		
WONG J AND ASSOCIATES INC	Camden	Texas	33				33		
WONG J AND ASSOCIATES INC	Corrigan	Texas	27				27		
WONG J AND ASSOCIATES INC	New Waverly	Texas	47				47		
WONG ROBERT B ARCHITECT	San Francisco	Califor	56				56		
WONG ROBERT B ARCHITECT	Seaside	Califor	65				65		
WONG WORLEY K	San Francisco	Califor	121	121			121		
WONG, GIN ASSOCIATES	Point Mugu PMTC	Califor	126-126-	126-126-			126-126-		
WOO IL TRACK INDUSTRIAL CO L		KOREA,	430	430			430		
WOO SUNG CONSTRUCTION CO LTD		KOREA,	36	36			36		
WOOD CECIL B INC	Rockford	Illinoi	57						57
WOOD COUNTY AIRPORT AUTHORIT	Port Orchard	Washing	57						57
			412						412
			412						412

		(DOLLARS IN THOUSANDS)							
CONTRACTOR	CITY	STATE/ COUNTRY	DOD TOTAL	ARMY	NAVY	AIR FORCE	DLA	OCE	ODA
WOOD DIMENSION MFGING CORP		PHILIPP	29		29				
			29		29				
WOOD E O COMPANY INC	Fort Worth	Texas	57		57			64	
WOOD E O COMPANY INC	Somerville	Texas	64					64	
			121		57				
WOOD FRANK N CORP	Waukesha	Wiscons	29	29					
			29	29					
WOOD IVEY SYSTEMS CORP	Winter Park	Florida	588	588					
			588	588					
WOOD J R INC	Sanger	Califor	377				377		
			377				377		
WOOD JACK CONSTRUCTION CO	Plainview	Arkansa	80					80	
WOOD JACK CONSTRUCTION CO	Waveland	Arkansa	34					34	
			114					114	
WOOD R G AND ASSOCIATES LTD	Wahiawa	Hawaii	266		266				
			266		266				
WOOD RIGHT LUMBER CO	Adel	Georgia	71					71	
WOOD RIGHT LUMBER CO	Crosby	Miss	29					29	
WOOD RIGHT LUMBER CO	Hermanville	Miss	35					35	
WOOD RIGHT LUMBER CO	Gold Hill	N Carol	40					40	
WOOD RIGHT LUMBER CO	Allendale	S Carol	141					141	
WOOD RIGHT LUMBER CO	Darlington	S Carol	69					69	
WOOD RIGHT LUMBER CO	Florence	S Carol	37					37	
WOOD RIGHT LUMBER CO	Petersburg	Virgini	206					206	
			628					628	
WOOD SANITATION SVC	Canyon	Texas	73					73	
WOOD SANITATION SVC	Clifton	Texas	99					99	
			172					172	
WOOD-HOPKINS CONTRACTING CO	Kings Bay	Georgia	474-					474-	
			474-					474-	
WOOD-LEPPARD COMPANY	Fort Polk	Louisia	417	417					
			417	417					
WOODALL ELECTRIC INC	Columbus AFB	Miss	256			256			
WOODALL ELECTRIC INC	Meridian	Miss	66		66				
			322			256			
WOODARD ELECTRIC INC	Hartselle	Alabama	38					38	
			38					38	
WOODBINE CONSTRUCTION CO INC	Fort Knox	Kentuck	158	158					
			158	158					

(DOLLARS IN THOUSANDS)

CONTRACTOR	CITY	STATE/ COUNTRY	DOD TOTAL	ARMY	NAVY	AIR FORCE	DLA	OGE	ODA
WOODBINE CORPORATION	Brunswick	Missour	165 165					165 165	
WOODBURN RAYMOND CONSTR CO	Patuxent River	Marylan	128 128		128 128				
WOODCON CONSTRUCTION SERVICE	Marietta	Georgia	44 44	44 44					
WOODFIBER INDUSTRIES	Lisbon Falls	Maine	71 71			71 71			
WOODFORD HARDWARE CO	Philadelphia	Penn	77 77				77 77		
WOODFORD PARKINSON WYNN PTNS	China Lake	NWC	42-		42-				
WOODFORD PARKINSON WYNN PTNS	San Diego	Califor Califor	120 78		120 78				
WOODHEAD INDUSTRIES INC	El Paso	Texas	69 69				69 69		
WOODHEAD MFG CO LTD	Avon	Ohio	87- 87-	87- 87-					
WOODHILL NIPPLE & SUPPLY INC	Indianapolis	Indiana	53				53		
WOODHILL NIPPLE & SUPPLY INC	Cleveland	Ohio	35				35		
WOODHILL NIPPLE & SUPPLY INC	Sioux Falls	S Dakot	120 208				120 208		
WOODHULL CORP	Dayton	Ohio	35 35				35 35		
WOODINGTON CORP	Norfolk	Virgini	400 400		400 400				
WOODINGTON CORPORATION	Portsmouth	Virgini	1,164 1,164		1,164 1,164				
WOODLAN TOOL & MACHINE CO IN	Bellows Falls	Vermont	236 236					236 236	
WOODLAND CONTAINER CORPORATI	Aitkin	Minneso	28 28				28 28		
WOODLAND CONTAINER INC	Aitkin	Minneso	41 41			41 41			
WOODLAND CRYOGENICS	Philadelphia	Penn	86 86		86 86				

(DOLLARS IN THOUSANDS)

CONTRACTOR	CITY	STATE/ COUNTRY	DOD TOTAL	ARMY	NAVY	AIR FORCE	DLA	OCE	ODA
WOODLAND MANUFACTURING CORP	Fall River	Mass	4,174 4,174				4,174 4,174		
WOODLAWN CONSTRUCTION CORP	New York	New York	372		372				
WOODROW DECORATORS	Fort Rucker	Alabama	104	104					
WOODROW DECORATORS	Fort Benning	Georgia	395 499	395 499					
WOODS E H ROOFING INC	Lake	Illinois	252		252				
WOODS HOLE OCEANOGRAPHIC INST	Woods Hole	Mass	13,423 13,423		13,391 13,391			32 32	
WOODS RENTAL SERVICE INC	Fort Benning	Georgia	61	61					
WOODSIDE CONSTRUCTION INC	China Lake	Califor	356		356				
WOODSIDE CONSTRUCTION INC	El Toro	Califor	1,990 2,346		1,990 2,346				
WOODSIDE HOMES CORPORATION	Air Force Academy	Colorad	1,860			1,860			
WOODVILLE POLYMER ENGINEERIN		UNITED	5,293 5,293			5,293 5,293			
WOODWARD CLYDE CONSULTANTS		GERMANY	164			164			
WOODWARD GOVERNOR COMPANY	Fort Collins	Colorad	1,298		1,024	33	241		
WOODWARD GOVERNOR COMPANY	Elberton	Georgia	1,785		162	4,256	71	1,785	
WOODWARD GOVERNOR COMPANY	Rockford	Illinois	4,489 7,572		1,186	4,289	312	1,785	
WOODWARD-CLYDE CONSULTANTS	Pine Bluff Arsenal	Arkansa	475	475					
WOODWARD-CLYDE CONSULTANTS	Novato	Califor	2,980	2,980					
WOODWARD-CLYDE CONSULTANTS	Oakland	Califor	1,580			1,580			
WOODWARD-CLYDE CONSULTANTS	Pasadena	Califor	170			170			
WOODWARD-CLYDE CONSULTANTS	San Francisco	Califor	447	447					
WOODWARD-CLYDE CONSULTANTS	Walnut Creek	Califor	519			519			
WOODWARD-CLYDE CONSULTANTS	Denver	Colorad	6,171 1,240 1,240	3,902		2,269			
WOODWARD-CLYDE CONSULTANTS	Honolulu	Hawaii	142	142					
WOODWARD-CLYDE CONSULTANTS	Center	Missour	90					90	
WOODWARD-CLYDE CONSULTANTS	Omaha	Nebrask	100					100	

(DOLLARS IN THOUSANDS)									
CONTRACTOR	CITY	STATE/ COUNTRY	DOD TOTAL	ARMY	NAVY	AIR FORCE	DLA	OCE	ODA
WOODWARD-CLYDE CONSULTANTS	Wanamassa	New Jer	28-		28-				
WOODWARD-CLYDE CONSULTANTS	Fort Lewis	Washing	1,350	1,350					
WOODWARD-CLYDE CONSULTANTS		JAPAN	150	150					
			1,804	1,642					190
WOODWORTH & COMPANY INC	Fort Lewis	Washing	254	254					
			254	254					
WOJUNG CONSTRUCTION CO		KOREA,	36	36					
			36	36					
WOOLBERT CONSULTANTS	Bethesda	Marylan	75		75				
WOOLBERT CONSULTANTS	Carderock Springs	Marylan	156		156				
			231		231				
WOOLPERT CONSULTANTS	Fort Wayne	Indiana	180	180					
			180	180					
WOOLPERT CONSULTANTS	Westover AFB	Mass	59			59			
WOOLPERT CONSULTANTS	Niagara Falls	New Yor	236			236			
WOOLPERT CONSULTANTS	Youngstown	Municip Ohio	689			689			
			984			984			
WOOSLEY ENGINEERING	San Antonio	Texas	169-			169-			
			169-			169-			
WOOSTER PRODUCTS INC	Wooster	Ohio	95				95		
			95				95		
WOOTEN L E & COMPANY INC	Myrtle Beach AFB	S Carol	164			164			
			164			164			
WORCESTER PLYTCHNIC INSTITUT	Worcester	Mass	488	488					
			488	488					
WORD DATA FURN.C/O FED SALES	Jacksonville	Florida	77		77				
			77		77				
WORD DATA INC	Gunter AFB	Alabama	34			34			
			34			34			
WORD DATA SYSTEMS INCORPORAT	Baltimore	Marylan	28						28
WORD DATA SYSTEMS INCORPORAT	Gaithersburg	Marylan	137						109
WORD DATA SYSTEMS INCORPORAT	Bainbridge Island-	Washing	158	28					158
			323	158					137
				186					
WORD PROCESSING BROKERAGE	Kempton	Penn	26					26	
			26					26	
WORD TECHNOLOGY SYSTEMS INC	Cabin John-Brookmo	Marylan	47						47
WORD TECHNOLOGY SYSTEMS INC	Kingsport	Tenness	31						31
			78						47

(DOLLARS IN THOUSANDS)

CONTRACTOR	CITY	STATE/ COUNTRY	DOD TOTAL	ARMY	NAVY	AIR FORCE	DLA	OCE	ODA
WORD-PERFECT CORPORATION	Orem	Utah	288 288	44 44					244 244
WORDATA INC	Middletown	Ohio	69 69	69 69					
WORDEN INDUSTRIAL CO	Rio Grande	New Jer	38 38				38 38		
WORDLINK INCORPORATED	Champaign	Illinois	114 114	85 85				29 29	
WORDPERFECT SOFTWARE GMBH WORDPERFECT SOFTWARE GMBH		GERMANY JAPAN	36 557	521 521		36 36			
WORDS TO GO	San Antonio	Texas	86 86			86 86			
WORK INC WORK INC	Brockton Quincy	Mass Mass	34 86 120	34 34			86 86		
WORLCO DATA SYSTEMS INC	Valley Forge	Penn	29 29		29 29				
WORLD AIRWAYS INC WORLD AIRWAYS INC WORLD AIRWAYS INC	Oakland Washington Herndon	Califor D.C. Virgini	18,193 27,020 1,123 46,336			18,193 27,020 1,123 46,336			
WORLD AIRWAYS/EVERGREEN INTL	Herndon	Virgini	3,891 3,891			3,891 3,891			
WORLD AUTOMOTIVE TRANSPT SUP	Castle Shannon	Penn	92- 92-	92- 92-					
WORLD COMPUTER SYSTEMS INC WORLD COMPUTER SYSTEMS INC	Panama City Laurel	Florida Marylan	158 1,502 1,660		158 1,502 1,660				
WORLD ELECTRONICS INC WORLD ELECTRONICS INC WORLD ELECTRONICS INC WORLD ELECTRONICS INC WORLD ELECTRONICS INC	George AFB March Air Force Ba Homestead AFB Schofield Barracks Guilford	Califor Califor Florida Hawaii Miss	45 59 78 294 325 801	45 45 294 339		59 78 137			
WORLD INDUSTRIES CORP	Long Branch	New Jer	321 321				321 321		

CONTRACTOR	CITY	STATE/ COUNTRY	DOD TOTAL	ARMY	NAVY	AIR FORCE	DLA	OCE	ODA
WORLD MAINTENANCE SERVICE IN Eielson AFB		Alaska	51			51			
WORLD MAINTENANCE SERVICE IN Tampa		Florida	56			56			
WORLD MAINTENANCE SERVICE IN Mountain Home AFB		Idaho	97			97			
WORLD MAINTENANCE SERVICE IN McConnell AFB		Kansas	26			26			
WORLD MAINTENANCE SERVICE IN K. I. Sawyer AFB		Michigan	28			28			
WORLD MAINTENANCE SERVICE IN Grand Forks AFB		N Dakot	28			28			
WORLD MAINTENANCE SERVICE IN Fort Worth		Texas	41			41			
			327			327			
WORLD MANUFACTURING INC	Wayne	Michiga	177			177			
			177			177			
WORLD MARKETING ASSOCIATES		CCSTA R	586	586					
			586	586					
WORLD RESOURCES CORP	Pearl Harbor	Hawaii	50		50				
			50		50				
WORLD TILE LTD	Aiea	Hawaii	99			99			
			99			99			
WORLD WIDE MAINTENANCE	Castle AFB	Califor	360			360			
WORLD WIDE MAINTENANCE	Holloman AFB	New Mex	400			400			
			760			760			
WORLD WIDE SHIPPING LTD		VIRGIN	967		967				
			967		967				
WORLDS BEST JANITORIAL SERVI	Athens	Georgia	135		135				
			135		135				
WORLDVISION ENTERPRISES INC	New York	New Yor	39						39
			39						39
WORLDWIDE BUSINESS SYSTEMS	Luke Air Force Bas	Arizona	48						
			48						
WORLDWIDE MARINE INC	Portsmouth	Virgini	82		82				
			82		82				
WORLDWIDE PARTS INC	Hendersonville	Tenness	159		159				
			159		159				
WORLDWIDE TELEVISION NEWS CO	New York	New Yor	49						49
			49						49
WORLY PLUMBING SUPPLY INC	Stowe	Penn	33						33
			33						33
WORMALD FIRE SYSTEMS INC	Dallas	Texas	283		216				
WORMALD FIRE SYSTEMS INC	Marietta	Wiscons	2,997		2,997				67

(DOLLARS IN THOUSANDS)

CONTRACTOR	CITY	STATE/ COUNTRY	DOD TOTAL	ARMY	NAVY	AIR FORCE	DLA	OCE	ODA
WORMALD FIRE SYSTEMS INC	Marinette	Wiscons	123 3,403		3,213		123 190		
WORMALD US INC	Williams AFB	Arizona	56			56			
WORMALD US INC	Dallas	Texas	32		32				
WORMALD US INC	Marinette	Wiscons	4,494 4,582	200 200	32	56	4,294 4,294		
WORMSER AUTOBUSBETRIEB		GERMANY	94 94	94 94					
WORNALL ELECTRONICS INC	Beale AFB	Califor	34 34			34 34			
WORONER TECHNOLOGY CORPORATI	Gulfport	Florida	688	688					
WORONER TECHNOLOGY CORPORATI	Saint Petersburg	Florida	354 1,042	354 1,042					
WORTH CONTRACTING INC	Jacksonville	Florida	114 114		114 114				
WOVEN ELECTRONICS DIV	Mauldin	S Carol	71 71		71 71				
WRAGG MR G		UNITED	84 84			84 84			
WRAPTECH PACKAGING INC		CANADA	51 51				51 51		
WRENCON CORPORATION	Sandwich	Mass	125 125					125 125	
WRIGHT & WRIGHT MACHINERY CO	Waterloo	Iowa	90				90		
WRIGHT & WRIGHT MACHINERY CO	Monticello	Kentuck	27 117		27 27				
WRIGHT ARTHUR	East Point	Georgia	37 37						
WRIGHT ASSOCIATES INC	Fort Benning	Georgia	532	532					
WRIGHT ASSOCIATES INC	Robins AFB	Georgia	63 595	63 595					
WRIGHT CHEMICAL CORPORATION	Riegelwood	N Carol	48 48						48 48
WRIGHT COMPONENTS INC	Phelps	New Yor	368 368	144 144	124 124	56 56	44 44		
WRIGHT CONSTR	North Springfield	Vermont	238 238						238 238

		(DOLLARS IN THOUSANDS)							
CONTRACTOR	CITY	STATE/ COUNTRY	DOD TOTAL	ARMY	NAVY	AIR FORCE	DLA	OCE	ODA
WRIGHT CONTRACTING, INC	Fairfield	Califor	168 168		168 168				
WRIGHT ELECTRIC INC	Fort Lee	Virgini	45	45					
WRIGHT ELECTRIC INC	Newport News	Virgini	233	233					
WRIGHT ELECTRIC INC	Norfolk	Virgini	357		357				
WRIGHT ELECTRIC INC	Portsmouth	Virgini	296		296				
WRIGHT ELECTRIC INC	Virginia Beach	Virgini	98		98				
			1,029	278	751				
WRIGHT J C SALES CO	Seattle	Washing	31 31		31 31				
WRIGHT LINE CORPORATION	Worcester	Mass	77 77		77 77				
WRIGHT LINE GES MIT BESCHRAE		GERMANY	108 108	108 108					
WRIGHT LINE INC	Birmingham	Alabama	122	122					
WRIGHT LINE INC	Scottsdale	Arizona	26			26			
WRIGHT LINE INC	Des Moines	Iowa	87	87					
WRIGHT LINE INC	Baltimore	Marylan	92	92					
WRIGHT LINE INC	Cockeysville	Marylan	98	98					
WRIGHT LINE INC	Worcester	Mass	837	334	90	413			
WRIGHT LINE INC	Bloomington	Minneso	32	32					
WRIGHT LINE INC	Camp Ripley	Minneso	82	82					
WRIGHT LINE INC	Malvern	Penn	57		57				
WRIGHT LINE INC	Austin	Texas	39	39					
WRIGHT LINE INC	Bellevue	Washing	38		38				
			1,510	386	185	439			
WRIGHT MARTIN ELC COMPANY	San Antonio	Texas	201 201					201 201	
WRIGHT MATS INC	St. Francisville	Louisia	2,328 2,328						2,328 2,328
WRIGHT PAVING CONTRACTORS IN Fayetteville		Tenness	66 66						66 66
WRIGHT R B CONSTRUCTION CO I Aiken		S Carol	994 994	994 994					
WRIGHT R E ASSOCIATES		ICELAND	157-						157-
WRIGHT R E ASSOCIATES		ISRAEL	375 218						375 218
WRIGHT SCHUCHART INC	San Diego	Califor	35,148 35,148		35,148 35,148				

		(DOLLARS IN THOUSANDS)							
CONTRACTOR	CITY	STATE/ COUNTRY	DOD TOTAL	ARMY	NAVY	AIR FORCE	DLA	OCE	ODA
WRIGHT STATE UNIVERSITY	Dayton	Ohio	853	287	124	442			
WRIGHT STATE UNIVERSITY	Wright Patterson A	Ohio	447			447			
			1,300	287	124	889			
WRIGHT WAY SERVICE	Fairborn	Ohio	53			53			
WRIGHT WAY SERVICE	Wright Patterson A	Ohio	277			277			
			330			330			
WRIGHT, PAUL V. INC	Vallejo	Califor	177		177				
			177		177				
WRIGHT-MALTA CORP	Ballston Spa	New Yor	234	234					
			234	234					
WRIGHTS DEVELOPMENTS	Ukiah	Califor	52					52	
			52					52	
WRIGLEY WM JR COMPANY	West Palm Beach	Florida	286				286		
WRIGLEY WM JR COMPANY	Chicago	Illinoi	286				286		
			572				572		
WRT ACQUISITION CO	Elk Rapids	Michiga	511				511		
WRT ACQUISITION CO	Hartford	Michiga	69				69		
			580				580		
WS AND J INC	Bossier City	Louisia	112					112	
			112					112	
WSF INDUSTRIES INC	Buffalo	New Yor	84					84	
			84					84	
WTB BAU AG		GERMANY	64	64					
			64	64					
WTG-CENTRAL IJC	St. Louis	Missour	460						460
			460						460
WUEBBEN & CO		GERMANY	702	702					
			702	702					
WUEST BAU GMBH		GERMANY	481	481					
			481	481					
WURZ, WISECARVER & PRUETT IN Oak Harbor		Washing	190						190
			190						190
WMF PAPER CORPORATION	New York	New Yor	203						203
			203						203
WMF PAPER CORPORATION	Richmond	Virgini	44	44					
			44	44					

(DOLLARS IN THOUSANDS)									
CONTRACTOR	CITY	STATE/ COUNTRY	DOD TOTAL	ARMY	NAVY	AIR FORCE	DLA	OCE	ODA
WYATT JOHN W INC	Adrian	Michiga	997 997	997 997					
WYATT TECHNOLOGY CORP	Santa Barbara	Califor	31 31		31 31				
WYCKOFF COMPANY	Seattle	Washing	205				205		
WYCKOFF COMPANY	Winslow	Washing	30 235				30 235		
WYERTTBERGISCHE EISENBAHN-G		GERMANY	146 146	146 146					
WYETH LABORATORIES, INC	St. Louis	Missour	321				321		
WYETH LABORATORIES, INC	Rouses Point	New Yor	200				200		
WYETH LABORATORIES, INC	Malvern	Penn	149				149		
WYETH LABORATORIES, INC	Marietta	Penn	494				494		
WYETH LABORATORIES, INC	Philadelphia	Penn	82				82		
WYETH LABORATORIES, INC	Radnor	Penn	40				40		
WYETH LABORATORIES, INC	Radnor Township	Penn	365				365		
WYETH LABORATORIES, INC	West Chester	Penn	386				386		
WYETH LABORATORIES, INC	West Chester	FRANCE	240				240		
WYETH LABORATORIES, INC	Guayama	PUERTO	240				240		
			2,517				2,517		
WYKO CORP	Tucson	Arizona	312 312	202 202		110 110			
WYLE LABORATORIES	Redstone Arsenal	Alabama	179	179					
WYLE LABORATORIES	El Segundo	Califor	1,000	68	124	779	29		
WYLE LABORATORIES	Noarco	Califor	428		428				190
WYLE LABORATORIES	Hampton	Virgini	282		92				190
			1,889	247	644	779	29		
WYLIE C E CONSTRUCTION CO	Camp Pendleton	Califor	4-		4-				
WYLIE C E CONSTRUCTION CO	San Diego	Califor	131		131				
WYLIE C E CONSTRUCTION CO	San Francisco	Califor	11,124		11,124				
WYLIE C E CONSTRUCTION CO	Tustin	Califor	509		509				
			11,760		11,760				
WYLIE CITY OF	Wylie	Texas	34 34						34 34
WYLIE CORPORATION	Albuquerque	New Mex	40 40	40 40					
WYLIE SYSTEMS INC	Pleasant Valley	Iowa	32 32						32 32
WYMER CONSTRUCTION CO INC	Homestead AFB	Florida	107 107						107 107

(DOLLARS IN THOUSANDS)

CONTRACTOR	CITY	STATE/ COUNTRY	DOD TOTAL	ARMY	NAVY	AIR FORCE	DLA	OCE	ODA
WYNDHAM SOUTHPARK	Austin	Texas	55 55			55 55			
WYNN CONSTRUCTION COMPANY	Altus	Oklahom	7,625	7,625					
WYNN CONSTRUCTION COMPANY	Oklahoma City	Oklahom	224	224					
			7,849	7,849					
WYOMING BUILDING MAINTENA	Francis E Warren A	Wyoming	383			383			
			383			383			
WYOMING, STATE OF	Francis E Warren A	Wyoming	82			82			
			82			82			
WYRULEC CO	Francis E Warren A	Wyoming	107			107			
			107			107			
WYSCO CONTRACTORS INC	Cherry Point MCAS	N Carol	189		189				
WYSCO CONTRACTORS INC	Jacksonville	N Carol	82		82				
			271		271				
WYSONG & MILES CO	Greensboro	N Carol	292		27	265			
			292		27	265			
WYTEC INFORMATION SYSTEMS IN	Rancho Cordova	Califor	97		97				
			97		97				
WYVERN COMPUTER SYSTEMS INC	Blue Bell	Penn	96		96				
WYVERN COMPUTER SYSTEMS INC	Houston	Texas	65	65					
			161	65	96				
X A R INDUSTRIES INC	City of Industry	Califor	175			175	35		
X A R INDUSTRIES INC	Industry	Califor	35			175	35		
			210						
X D B SYSTEMS INC	College Park	Marylan	50		50				
			50		50				
X FACTOR	Atlanta	Georgia	68	68					
			68	68					
X Y RESOURCES, INC	Ardmore	Oklahom	723		50		593		80
			723		50		593		80
X-ERGON	Irving	Texas	28				28		
			28				28		
X-RAY INCORPORATED	Seattle	Washing	164		164				
			164		164				
X-RAY INDUSTRIAL DISTRIBUTOR	Clifton	New Jer	45			45			
			45			45			

(DOLLARS IN THOUSANDS)									
CONTRACTOR	CITY	STATE/ COUNTRY	DOD TOTAL	ARMY	NAVY	AIR FORCE	DLA	OCE	ODA
X-RAY PRODUCTS CORP	Portland	Oregon	59		59				
X-RITE INCORPORATED	Grandville	Michiga	97		65		32		
XACTON	Phoenix	Arizona	50		65		32		
XANTHOS INC	Naval Air Station	Califor	31-		31-				
XAVIER UNIVERSITY	Cincinnati	Ohio	193	193					
XCLUSIVE SHOE CO INC	Placentia	Califor	3,648				3,648		
XECO LOGIC SYSTEMS INC	Eatontown	New Jer	429	429			3,648		
XEDAR CORPORATION	Boulder	Colorad	58						
XEMET INC	Los Angeles	Califor	966	470	496				
XENOLOGIC INC	Newark	Califor	250		250				
XENTEK INC	Vista	Califor	279			239	40		
XERAD INC	Los Angeles	Califor	950			239	40		950
XERAD INC	Pasadena	Califor	50						50
XEROGRAPHIC	Kingsport	Tenness	1,000						1,000
XEROGRAPHIC SUPPLY & EQP CO	Philadelphia	Penn	31	31					
XEROX CORPORATION	Anniston Army Depo	Alabama	129				129		
XEROX CORPORATION	Fort McClellan	Alabama	129				129		
XEROX CORPORATION	Fort Rucker	Alabama	30	30					
XEROX CORPORATION	Huntsville	Alabama	263	263					
XEROX CORPORATION	Mobile	Alabama	55	55					
XEROX CORPORATION	Montgomery	Alabama	86						86
XEROX CORPORATION	Redstone Arsenal	Alabama	179						179
XEROX CORPORATION	Fort Richardson	Alaska	218	85		133			
XEROX CORPORATION			59	59					
XEROX CORPORATION			58	58					

(DOLLARS IN THOUSANDS)

CONTRACTOR	CITY	STATE/ COUNTRY	DDO TOTAL	ARMY	NAVY	AIR FORCE	DLA	OCE	ODA
XEROX CORPORATION	Phoenix	Arizona	200	200					
XEROX CORPORATION	Sierra Vista	Arizona	600	600					
XEROX CORPORATION	Williams AFB	Arizona	40		40				
XEROX CORPORATION	Blytheville	Arkansas	35		35			64	
XEROX CORPORATION	Little Rock	Arkansa	64						
XEROX CORPORATION	Beale AFB	Califor	36		36				
XEROX CORPORATION	Bell	Califor	32	32					
XEROX CORPORATION	Camp Pendleton	Califor	1,371		1,371				
XEROX CORPORATION	China Lake NWC	Califor	1,529		1,529				
XEROX CORPORATION	Concord	Califor	166		166				
XEROX CORPORATION	Concord Naval Weap	Califor	64		64				
XEROX CORPORATION	Costa Mesa	Califor	791		791				
XEROX CORPORATION	Edwards AFB	Califor	362		362				
XEROX CORPORATION	El Monte	Califor	69		69				
XEROX CORPORATION	El Segundo	Califor	441		41				
XEROX CORPORATION	Long Beach	Califor	237		197				
XEROX CORPORATION	Los Angeles	Califor	152	31			121		
XEROX CORPORATION	Los Angeles Air Fo	Califor	30		30				
XEROX CORPORATION	Los Angeles	Califor	489		489				
XEROX CORPORATION	McClellan AFB	Califor	121		121				
XEROX CORPORATION	March Air Force Ba	Califor	36		36				
XEROX CORPORATION	Mather AFB	Califor	32		32				
XEROX CORPORATION	Montebello	Califor	372	267	105				
XEROX CORPORATION	Monterey	Califor	43	43	1,437				
XEROX CORPORATION	Oakland	Califor	1,480	61					
XEROX CORPORATION	Oakland Army Base	Califor	597		597				
XEROX CORPORATION	Oakland Naval Supp	Califor	61		810				
XEROX CORPORATION	Oxnard	Califor	915		915				
XEROX CORPORATION	Palo Alto	Califor	810		810				
XEROX CORPORATION	Pasadena	Califor	12,858	4,877	7,619	33	29		300
XEROX CORPORATION	Point Mugu Naval A	Califor	143		143				
XEROX CORPORATION	Port Hueneme	Califor	252		252				
XEROX CORPORATION	Port Hueneme Naval	Califor	519		519				
XEROX CORPORATION	Ridgecrest	Califor	102		102				
XEROX CORPORATION	Sacramento	Califor	164	45		85		34	
XEROX CORPORATION	Sacramento Army De	Califor	84	84					
XEROX CORPORATION	San Bernardino	Califor	147		147				
XEROX CORPORATION	San Diego	Califor	1,863		1,863		96		
XEROX CORPORATION	San Francisco	Califor	140	44					
XEROX CORPORATION	San Luis Obispo	Califor	68	68					
XEROX CORPORATION	Santa Ana	Califor	2,145		2,083	62			
XEROX CORPORATION	Santa Fe Springs	Califor	177		177				
XEROX CORPORATION	Seaside	Califor	267	267					
XEROX CORPORATION	Torrance	Califor	81		81				
XEROX CORPORATION	Vandenberg AFB	Califor	169		169				
XEROX CORPORATION	Buckley ANGB	Califor	40	40					
XEROX CORPORATION	Englewood	Colorad	257		257				
XEROX CORPORATION	Fort Carson	Colorad	200	200					
XEROX CORPORATION	Groton	Conn	125		125				
XEROX CORPORATION	New London	Conn	59		59				
XEROX CORPORATION	Stamford	Conn	45		45				
XEROX CORPORATION	Washington	D.C.	4,179	974	1,840	219			1,146

CONTRACTOR	CITY	STATE/ COUNTRY	DOD TOTAL	ARMY	NAVY	AIR FORCE	DLA	OCE	ODA
XEROX CORPORATION	Bahia Beach	Florida	35			35			
XEROX CORPORATION	Cape Canaveral	Florida	50		50				
XEROX CORPORATION	Eglin Air Force Ba	Florida	281		281				
XEROX CORPORATION	Hollywood Indian R	Florida	28		28				
XEROX CORPORATION	Jacksonville	Florida	1,276		1,276				
XEROX CORPORATION	Key West	Florida	30		30				
XEROX CORPORATION	Panama City	Florida	294		294				
XEROX CORPORATION	Patrick AFB	Florida	28			28			
XEROX CORPORATION	Pensacola	Florida	49			49			
XEROX CORPORATION	Pensacola Naval Ai	Florida	1,005	64	1,005				
XEROX CORPORATION	Tampa	Florida	1,364		1,276	1,024			
XEROX CORPORATION	Tyndall AFB	Florida	37			37			
XEROX CORPORATION	Atlanta	Georgia	328	328					
XEROX CORPORATION	Fort Benning	Georgia	200	200					
XEROX CORPORATION	Fort Stewart	Georgia	101	101					
XEROX CORPORATION	Marietta	Georgia	67				67		
XEROX CORPORATION	Robins AFB	Georgia	384			384			
XEROX CORPORATION	Saint Marys	Georgia	125		125				
XEROX CORPORATION	Savannah	Georgia	31					31	
XEROX CORPORATION	Hickam AFB	Hawaii	285	82-	365	285			
XEROX CORPORATION	Honolulu	Hawaii	325		904	42			
XEROX CORPORATION	Honouliuli	Hawaii	904		904				
XEROX CORPORATION	Pearl Harbor Naval	Hawaii	265		265				
XEROX CORPORATION	Mountain Home AFB	Idaho	37			37			
XEROX CORPORATION	Chicago	Illinois	64						
XEROX CORPORATION	Des Plaines	Illinois	110		84	26			
XEROX CORPORATION	Greater Peoria Air	Illinois	53						
XEROX CORPORATION	Highland Park	Illinois	80						
XEROX CORPORATION	Park Ridge	Illinois	321		42	92		87	
XEROX CORPORATION	Rantoul	Illinois	30			30			
XEROX CORPORATION	Scott Air Force Ba	Illinois	245			245			
XEROX CORPORATION	Indianapolis	Indiana	318		97				
XEROX CORPORATION	Davenport	Iowa	43						43
XEROX CORPORATION	Fort Leavenworth	Kansas	280						
XEROX CORPORATION	McConnell AFB	Kansas	31						
XEROX CORPORATION	Overland Park	Kansas	38		38				
XEROX CORPORATION	Fort Knox	Kentucky	190	190					
XEROX CORPORATION	Kenner	Louisia	44		44				
XEROX CORPORATION	New Orleans	Louisia	264		264				
XEROX CORPORATION	New Orleans Naval	Louisia	67		67				
XEROX CORPORATION	Aberdeen Prov Grnd	Marylan	805	805					
XEROX CORPORATION	Andrews AFB	Marylan	517			517			
XEROX CORPORATION	Augusta	Marylan	80		80				
XEROX CORPORATION	Fort Meade	Marylan	76						
XEROX CORPORATION	Fort Ritchie	Marylan	382						
XEROX CORPORATION	Frederick	Marylan	109						
XEROX CORPORATION	Patuxent River NAT	Marylan	677		677				
XEROX CORPORATION	St. Inigoes	Marylan	30		30				
XEROX CORPORATION	Towson	Marylan	92						29
XEROX CORPORATION	Boston	Mass	29						
XEROX CORPORATION	Fort Devens	Mass	54						

(DOLLARS IN THOUSANDS)

CONTRACTOR	CITY	STATE/ COUNTRY	DOO TOTAL	ARMY	NAVY	AIR FORCE	DLA	OCE	ODA
XEROX CORPORATION	L. G. Hanscom AFB	Mass	173			173			
XEROX CORPORATION	Lexington	Mass	123	58	36	29			
XEROX CORPORATION	Waltham	Mass	76					76	
XEROX CORPORATION	Ann Arbor	Michiga	195			195			
XEROX CORPORATION	Southfield	Michiga	31	31					
XEROX CORPORATION	Biloxi	Miss	31			31			
XEROX CORPORATION	Gulfport Naval Con	Miss	86		86				
XEROX CORPORATION	Jackson	Miss	75	49				26	
XEROX CORPORATION	Kansas City	Missour	34		34				
XEROX CORPORATION	St. Louis	Missour	702	185			74		443
XEROX CORPORATION	Whiteman AFB	Missour	31			31			
XEROX CORPORATION	Offutt AFB	Nebrask	338			338			
XEROX CORPORATION	Omaha	Nebrask	189			73		189	
XEROX CORPORATION	Las Vegas	Nevada	46			46			
XEROX CORPORATION	Nellis AFB	Nevada	68						
XEROX CORPORATION	Reno	Nevada	68						
XEROX CORPORATION	Bedford	N. H.	241		241				
XEROX CORPORATION	New Jer	New Jer	34		34				
XEROX CORPORATION	Bayonne MOT	New Jer	29	29					
XEROX CORPORATION	McGuire AFB	New Jer	133	51		82			
XEROX CORPORATION	Oceanport	New Jer	942	942					
XEROX CORPORATION	Picatinny Arsenal	New Jer	279	279					
XEROX CORPORATION	Princeton	New Jer	164		164				
XEROX CORPORATION	Albuquerque	New Mex	202			53			149
XEROX CORPORATION	Holloman AFB	New Mex	30-			30-			
XEROX CORPORATION	Kirtland AFB	New Mex	181			181			
XEROX CORPORATION	White Sands Msl Rg	New Mex	92						
XEROX CORPORATION	Fort Drum	New Yor	47			29			
XEROX CORPORATION	Plattsburgh AFB	New Yor	29			31	94		
XEROX CORPORATION	Rochester	New Yor	322	92	105	73			
XEROX CORPORATION	Rochester	New Yor	73			100			
XEROX CORPORATION	Rome	New Yor	100						
XEROX CORPORATION	Watervliet	New Yor	161	161					
XEROX CORPORATION	Webster	New Yor	161	57					
XEROX CORPORATION	Camp Lejeune	N Carol	1,009		198	754			
XEROX CORPORATION	Cherry Point MCAS	N Carol	452	452					
XEROX CORPORATION	Fort Bragg	N Carol	195		195				
XEROX CORPORATION	Grand Forks AFB	N Dakot	520	520					
XEROX CORPORATION	Cincinnati	Ohio	37			37			
XEROX CORPORATION	Columbus	Ohio	69			69			
XEROX CORPORATION	Dayton	Ohio	751				751		
XEROX CORPORATION	Kettering	Ohio	84			84			
XEROX CORPORATION	Newark Air Force S	Ohio	221				221		
XEROX CORPORATION	Wright Patterson A	Ohio	107			107			
XEROX CORPORATION	Oklahoma City	Oklahom	1,784			1,283			
XEROX CORPORATION	Tulsa	Oklahom	192			1,784		192	
XEROX CORPORATION	Camp Hill	Penn	247		247				
XEROX CORPORATION	Chambersburg	Penn	36	36					
XEROX CORPORATION	Fort Washington	Penn	34			54			
XEROX CORPORATION	Huntingdon Valley	Penn	25						
XEROX CORPORATION	Meadville Junction	Penn	243				243		

(DOLLARS IN THOUSANDS)

CONTRACTOR	CITY	STATE/ COUNTRY	DOD TOTAL	ARMY	NAVY	AIR FORCE	DLA	OCE	ODA
XEROX CORPORATION	Mechanicsburg	Penn	1,468	177	1,291				
XEROX CORPORATION	New Cumberland	Penn	59	59					
XEROX CORPORATION	Philadelphia	Penn	1,546		1,094		426	26	
XEROX CORPORATION	Pittsburgh	Penn	26					26	
XEROX CORPORATION	Charleston	S Carol	54		54				
XEROX CORPORATION	Charleston	S Carol	147		147				
XEROX CORPORATION	Charleston NSC	S Carol	217		217				
XEROX CORPORATION	Ellsworth AFB	S Dakot	91			91			
XEROX CORPORATION	Memphis	Tenness	105				105		
XEROX CORPORATION	Millington	Tenness	113			226			
XEROX CORPORATION	Nashville	Tenness	263						
XEROX CORPORATION	Austin	Texas	40	40					37
XEROX CORPORATION	Bergstrom AFB	Texas	53						
XEROX CORPORATION	Corpus Christi	Texas	485		485				
XEROX CORPORATION	Dallas	Texas	95			95			
XEROX CORPORATION	El Paso	Texas	52	52					
XEROX CORPORATION	Fort Bliss	Texas	141	141					
XEROX CORPORATION	Fort Hood	Texas	840	840					
XEROX CORPORATION	Irving	Texas	28			28			
XEROX CORPORATION	Randolph AFB	Texas	200			200			
XEROX CORPORATION	San Angelo	Texas	51			51			
XEROX CORPORATION	San Antonio	Texas	2,160	116		2,044			
XEROX CORPORATION	Wichita Falls	Texas	61			61			
XEROX CORPORATION	Hill Air Force Bas	Utah	826			826			
XEROX CORPORATION	Ogden	Utah	38				38		
XEROX CORPORATION	Burlington	Vermont	26	26					
XEROX CORPORATION	Alexandria	Virginia	213						213
XEROX CORPORATION	Arlington	Virginia	23,251	1,623	5,938	13,178	1,129	34	1,349
XEROX CORPORATION	Arlington	Virginia	74		25	49			
XEROX CORPORATION	Arlington	Virginia	195		78	117			
XEROX CORPORATION	Dahlgren	Virginia	250		250				
XEROX CORPORATION	Fort Belvoir	Virginia	465	438		27			
XEROX CORPORATION	Fort Lee	Virginia	449	449					
XEROX CORPORATION	Fort Lee	Virginia	491	34		457			
XEROX CORPORATION	Hampton	Virginia	141						141
XEROX CORPORATION	Leesburg	Virginia	794	377	193	224			
XEROX CORPORATION	McLean	Virginia	35		35				
XEROX CORPORATION	Navy Annex	Virginia	40		40				
XEROX CORPORATION	Newport News	Virginia	29	29					
XEROX CORPORATION	Norfolk	Virginia	3,496		3,465	31			
XEROX CORPORATION	Norfolk Naval Ship	Virginia	362		362				
XEROX CORPORATION	Radford	Virginia	158	158					
XEROX CORPORATION	Reston	Virginia	170	106			512		64
XEROX CORPORATION	Richmond	Virginia	638		126				
XEROX CORPORATION	Warrenton	Virginia	271	271					
XEROX CORPORATION	Bremerton	Washing	27						
XEROX CORPORATION	Fort Lewis	Washing	27						
XEROX CORPORATION	Keyport	Washing	27						
XEROX CORPORATION	Tukwila	Washing	500		500				
XEROX CORPORATION		Washing	455		455				
XEROX CORPORATION		Washing	917		774				
XEROX CORPORATION		GUAM	50						
XEROX CORPORATION		JAPAN							

		(DOLLARS IN THOUSANDS)							
CONTRACTOR	CITY	STATE/ COUNTRY	DOD TOTAL	ARMY	NAVY	AIR FORCE	DLA	OCE	ODA
XEROX CORPORATION		PHILIPP	101		101				
XEROX CORPORATION	Roosevelt Roads	NS PUERTO	61		61				
			104,730	19,160	48,038	28,662	3,935	1,130	3,805
XEROX DE PANAMA		PANAMA	26			26			
			26			26			
XETRON CORPORATION		Ohio	583			583			
	Cincinnati		583			583			
XICOR INC		Califor	75		75				
	Milpitas		75		75				
XIDEX CORPORATION		Califor	40	40					
XIDEX CORPORATION	Fremont		40	40					
XIDEX CORPORATION	Sunnyvale		1,316	1,207		32	77		
XIDEX CORPORATION	Indianapolis		237	237					
XIDEX CORPORATION	Rockville		34				34		
XIDEX CORPORATION	Battle Creek		50				50		
XIDEX CORPORATION	Omaha		31			31			
XIDEX CORPORATION	Hartford		247			35	212		
			1,955	1,484		98	373		
XIDEX DATA DISC CORPORATION	Fremont	Califor	52			52			
			52			52			
XINOTECH RESEARCH CORP	Minnesota City	Minneso	99		99				
			99		99				
XKD CORPORATION	Los Gatos	Califor	52		52				
			52		52				
XL MICROWAVE INCORPORATED	Oakland	Califor	739		739				
			739		739				
XMCO INC	Buffalo	New Yor	145	1,584	145				
XMCO INC	Reston	Virgini	2,076	1,584	492				
			2,221		637				
XOCHYL AEROSPACE ENGINEERING	San Jose	Califor	41					41	
			41					41	
XOEUM INSUAREIWA INX	Champaign	Illinois	50	50					
			50	50					
XONTECH INC	Los Angeles	Califor	6,182	1,785	250	4,147			
XONTECH INC	Colorado Springs	Colorad	785			785			
			6,967	1,785	250	4,932			
XSIRIUS SCIENTIFIC INC	Marina del Ray	Califor	100		50				50
			100		50				50

(DOLLARS IN THOUSANDS)

CONTRACTOR	CITY	STATE/ COUNTRY	DOD TOTAL	ARMY	NAVY	AIR FORCE	DLA	OCE	ODA
XYBION CORPORATION	San Diego	Califor	529	328		201			
XYBION CORPORATION	Aberdeen Prov Grnd	Marylan	318	318					
			847	646		201			
XYCOM INC	Saline	Michiga	65		65				
			65		65				
XYZTEK CORP	Lakewood	Colorad	27		27				
			27		27				
Y K K /USA/ INC	Macon	Georgia	36				36		
			36				36		
Y M C A OF THE UNITED STATES	Honolulu	Hawaii	482	335	147				
Y M C A OF THE UNITED STATES	Kailua	Hawaii	34		34				
Y M C A OF THE UNITED STATES	Pearl Harbor Naval	Hawaii	26-		26-				
Y M C A OF THE UNITED STATES	Schofield Barracks	Hawaii	235	235					
			725	570	155				
Y S K CONSTRUCTION CO INC	Washington	D.C.	103		103				
Y S K CONSTRUCTION CO INC	Bethesda	Marylan	49		49				
			152		152				
Y Y K ENTERPRISES	Long Beach	Califor	29		29				
Y Y K ENTERPRISES	San Francisco	Califor	52		52				
			81		81				
Y/P PRODUCTS INC	Emigsville	Penn	119	94	25				
			119	94	25				
YACHT MAINTENANCE CO INC	Cambridge	Iowa	159		159				
YACHT MAINTENANCE CO INC	Cambridge	Marylan	1,170		1,170				
			1,329		1,329				
YADON CONSTRUCTION SPECIALTY	Fairchild AFB	Washing	48			48			
			48			48			
YAKA SANGYO		JAPAN	149		149				
			149		149				
YALCIN TEKNIK VE MAK LTD		GERMANY	64	64					
YALCIN TEKNIK VE MAK LTD		TURKEY	727	727					
			791	791					
YALE INDUSTRIAL PRODUCTS INC	Forrest City	Arkansa	205	174				31	
			205	174				31	
YALE INDUSTRIAL PRODUCTS INC	Fort Lauderdale	Florida	119						119
			119						119
YALE MATERIALS HANDLING CORP	Bedford	Mass	63	63					



(DOLLARS IN THOUSANDS)

CONTRACTOR	CITY	STATE/ COUNTRY	DOD TOTAL	ARMY	NAVY	AIR FORCE	DLA	OCE	ODA
YANCO MINERALS INC	Raccoon	Kentuck	692				692		
YANCO MINERALS INC	Houston	Texas	173				173		
YANCO MINERALS INC	Wild Cat	Utah	1,368				1,368		
YANCO MINERALS INC	Black Diamond	Washing	361				361		
			4,650				4,650		
YANCO Q EARL CPA PC	Elmendorf AFB	Alaska	55			55			
YANCO Q EARL CPA PC	George AFB	Califor	27			27			
			82			82			
YANDELL & HILLER INC	Fort McClellan	Alabama	180	180	47				
YANDELL & HILLER INC	Chase Field NAS	Texas	47		140				
YANDELL & HILLER INC	Corpus Christi	Texas	140						
YANDELL & HILLER INC	Fort Bliss	Texas	226	226					
YANDELL & HILLER INC	Fort Worth	Texas	128					128	
YANDELL & HILLER INC	Houston	Texas	55	55					
YANDELL & HILLER INC	Houston	Texas	162	162					
YANDELL & HILLER INC	San Antonio	Texas	938	623	187				128
YANG WILLIAM J & ASSOCIATES	Port Hueneme	Califor	31		31				
YANG WILLIAM J & ASSOCIATES	San Diego	Califor	128		128				
			159		159				
YANGTI HOTEL CORPORATION	Chicopee	Mass	90	90					
			90	90					
YANKE CONTAINER CORPORATION	Boise	Idaho	300	300					
			300	300					
YANKEE HILL MACHINE CO INC	Northampton	Mass	845	845					
			845	845					
YANKEE MACHINE INC	Casco	Maine	924		924				
			924		924				
YANKTON COUNTY	Yankton	S Dakot	48						48
			48						48
YANNUZZI INC	Tobyhanna	Army Dep Penn	1,616	1,616					
			1,616	1,616					
YAPAS CONSTRUCTIN CO		TURKEY	100						100
			100						100
YARBROUGH CORPORATION	Jacksonville	Florida	59		59				
			59		59				
YARDNEY CORPORATION	Denver	Colorad	748						748
YARDNEY CORPORATION	Pawcatuck	Conn	2,878		2,822				56
YARDNEY CORPORATION	Waltham	Mass	50	50					
			3,676	50	2,822				804

(DOLLARS IN THOUSANDS)									
CONTRACTOR	CITY	STATE/ COUNTRY	DOD TOTAL	ARMY	NAVY	AIR FORCE	DLA	OCE	ODA
YARDSTICK INTERIORS INC	Fort George G. Mea	Marylan	48			48			
YARDSTICK INTERIORS INC	Patuxent River	NAT Marylan	39		39				
			87			48			
YARWAY CORPORATION	Blue Ball	Penn	501		501		322		
YARWAY CORPORATION	Blue Ball	Penn	322				322		
			823						
YATES TOOL INCORPORATED	Medina	Ohio	147	73		74			
			147	73		74			
YAZOO RIVER TOWING INC	Vicksburg	Miss	206					206	
			206					206	
YEA INC	Albuquerque	New Mex	40			40			
			40			40			
YEAGER MANUFACTURING CORP	Anaheim	Califor	544			544			
			544			544			
YEAR-A-ROUND CAB CO	Mankato	Minneso	537-	678-	56		85		
			537-	678-	56		85		
YEARGIN H SALES INC	Brownwood	Texas	45				45		
			45				45		
YEI ENGINEERS INC	Monterey	Califor	146						
YEI ENGINEERS INC	San Francisco	Califor	442		146				
YEI ENGINEERS INC	Vallejo	Califor	170		442				
			758		170				
YENSITRON INC	Harvard	Mass	51			51			
			51			51			
YERINGTON CNSTR COMPANY	Benton Harbor	Michiga	81					81	
YERINGTON CNSTR COMPANY	Muskegon	Michiga	307					307	
YERINGTON CNSTR COMPANY	St Joseph	Michiga	229					229	
YERINGTON CNSTR COMPANY	Saint Joseph	Michiga	70					70	
			687					687	
YERNICLTURE INDUSTRIALI		ITALY	33						
			33						
YES/YOUR EXECUTIVE SECTY	Reese Air Force Ba	Texas	43			43			
			43			43			
YESHIVA UNIVERSITY	New York	New Yor	244	115	59				
YESHIVA UNIVERSITY	Philadelphia	Penn	377	377					
			621	562					
YINH Y ASOCIADOS SA		PANAMA	63						63
			63						63

(DOLLARS IN THOUSANDS)

CONTRACTOR	CITY	STATE/ COUNTRY	DOD TOTAL	ARMY	NAVY	AIR FORCE	DLA	OCE	ODA
YIPKON CORP	Rock Island	Illinois	1,226	1,226					
YIPKON CORP	Arlington	Virginia	7,536	7,536					
			8,762	8,762					
YIPKON CORPORATION	St. Louis	Missour	1,416-	1,416-					
			1,416-	1,416-					
YIS PROPERTIES INC	Indianapolis	Indiana	55	55					
			55	55					
YO SIN ELECTRONICS CO LTD		KOREA,	202	202					
			202	202					
YO-JIN INDUSTRIAL CO LTD		KOREA,	1,013	1,013					
			1,013	1,013					
YODER BRAKE & MFG CO	Urbana	Ohio	224				224		
			224				224		
YODER W E INC	Mechanicsburg	Penn	344	30	344				
YODER W E INC	New Cumberland Dep	Penn	30	30					
			374		344				
YOKOGAWA MEDICAL SYSTEMS		JAPAN	63		63				
			63		63				
YOKOHAMA ARCHITECTS & ENGINE		JAPAN	312		312				
			312		312				
YOKOHAMA ARCHITECTS CO LTD		JAPAN	376	376					
			376	376					
YOKOHAMA INDUSTRIAL SALES CO		JAPAN	44			44			
			44			44			
YOKOHAMA MUNICIPAL GOVERNMENT		JAPAN	26			26			
			26			26			
YOKOMIZO TOKO-TEN CO LTD		JAPAN	1,328			540			
			1,328			540			
YOKOSOH CO LTD		JAPAN	293			293			
			293			293			
YOKOSUKA CITY WATER WORKS BU		JAPAN	5,981			5,981			
			5,981			5,981			
YOKOTA AAFES		JAPAN	62			62			
			62			62			
YOMITAN-SON WATERWORKS ENTER		JAPAN	418			418			
			418			418			

(DOLLARS IN THOUSANDS)

CONTRACTOR	CITY	STATE/ COUNTRY	DOD TOTAL	ARMY	NAVY	AIR FORCE	DLA	OCE	ODA
YONCE J B INC	Camp Pendleton	Califor	37 37		37 37				
YONG HUP HENG IMPORTS & EXPO		SENEGAL	53 53		53 53				
YONG JIN IND CO LTD		KOREA,	1,620 1,620	1,620 1,620					
YONHAP NEWS AGENCY		KOREA,	27 27	27 27					
YONKER CONSTRUCTION CO YONKER CONSTRUCTION CO	Johnston Polk City	Iowa Iowa	135 33 168					135 33 168	
YONKERS CONTRACTING CO INC	New York	New Yor	60,741 60,741		60,741 60,741				
YOON JIN DEVELOPMENT CO LTD		KOREA,	1,332 1,332	1,332 1,332					
YORDI CONSTRUCTION INC YORDI CONSTRUCTION INC YORDI CONSTRUCTION INC	Edwards AFB Lawton Oklahoma City	Califor Oklahom Oklahom	3,901 3,564 3,303 10,768	3,564 3,564		3,901 3,303 7,204			
YORK BUILDING PRODUCTS CO	Perryville	Marylan	130 130					130 130	
YORK CANDIES INC	York	Penn	84 84				84 84		
YORK DEVELOPMENT CORP	Hampton	Virgini	126 126			126 126			
YORK ELECTRIC INC	Wright Patterson A Ohio	Ohio	39 39			39 39			
YORK INDUSTRIES INC	York	Penn	577 577	976 976	429- 429-			30 30	
YORK INTERNATIONAL CORPORATI YORK INTERNATIONAL CORPORATI YORK INTERNATIONAL CORPORATI YORK INTERNATIONAL CORPORATI YORK INTERNATIONAL CORPORATI YORK INTERNATIONAL CORPORATI YORK INTERNATIONAL CORPORATI YORK INTERNATIONAL CORPORATI YORK INTERNATIONAL CORPORATI YORK INTERNATIONAL CORPORATI	New London Atlanta Aberdeen Prov Grnd Jessup Norman York Charleston Arlington Norfolk	Conn Georgia Marylan Marylan Oklahom Penn S Carol Virgini Virgini	57 72 230 66 41 9,338 173 202 436 10,615	72 230 66 51 419	57 41 8,237 173 436 8,944		1,050		202 202

CONTRACTOR	CITY	STATE/ COUNTRY	DOD TOTAL	ARMY	NAVY	AIR FORCE	DLA	OCE	ODA	
										(DOLLARS IN THOUSANDS)
YORK INTERNATIONAL LTD		UNITED	60 60		60 60					
YORK UNIVERSITY		CANADA	897 897			897 897				
YORK-SHIPLEY INC YORK-SHIPLEY INC	Newburyport York	Mass Penn	56 459 515	56 338 394			121 121			
YORKRAFT INC	York	Penn	878 878		639 639	239 239				
YOSHIDA SOSHOKU CO		JAPAN	57 57		57 57					
YOSHIN KENSETSU CO LTD		JAPAN	618 618		618 618					
YOST E W CO	Center Square	Penn	1,220 1,220		147 147	1,073 1,073				
YOU ONE CONSTRUCTION CO LTD YOU ONE CONSTRUCTION CO LTD		KOREA, S ARABI	4,160 537 4,697	4,160 537 4,697						
YOUNG & LUMSDEN ARCHITECTS YOUNG & LUMSDEN ARCHITECTS	Camp Pendleton San Diego	Califor Califor	64 100 164		64 100 164					
YOUNG & RUBICAM INC	New York	New Yor	43,635 43,635						43,635 43,635	
YOUNG & YOUNGUNS	Anchorage	Internat Alaska	41 41			41 41				
YOUNG ARTHUR & COMPANY	Louisville	Kentuck	474 474		474 474					
YOUNG BROTHERS LIMITED YOUNG BROTHERS LIMITED	Honolulu Pearl Harbor Naval	Hawaii Hawaii	26- 78 52		26- 78 52					
YOUNG C C CONSTRUCTION INC	McClellan AFB	Califor	671 671			671 671				
YOUNG DONG TOURIST HOTEL		KOREA,	139 139			139 139				
YOUNG ENGINEERING CO INC	New Orleans	Louisia	30 30		30 30					

(DOLLARS IN THOUSANDS)

CONTRACTOR	CITY	STATE/ COUNTRY	DOD TOTAL	ARMY	NAVY	AIR FORCE	DLA	OCE	ODA
YOUNG ENTERPRISES INC	Pine Bluff Arsenal	Arkansa	1,012	1,012					
YOUNG ENTERPRISES INC	Dallas	Texas	1,604		1,604				
			2,616	1,012	1,604				
YOUNG GEORGE F INC	Tuscaloosa	Alabama	214					214	
YOUNG GEORGE F INC	Miami	Florida	32					32	
YOUNG GEORGE F INC	Saint Petersburg	Florida	211					211	
			457					457	
YOUNG INVESTMENTS INC	Collinsville	Conn	27		27				
			27		27				
YOUNG J B & ASSOCIATES LTD	San Diego	Califor	26		26				
			26		26				
YOUNG JACK ASSOCIATES (NJ)	New York	New Yor	41				41		
YOUNG JACK ASSOCIATES (NJ)	Hazleton	Penn	3,140				3,140		
			3,181				3,181		
YOUNG MA CONSTRUCTION CO LTD		KOREA,	1,741	1,741					
			1,741	1,741					
YOUNG MENS CHRISTIAN ASSN	Julian	Califor	54		54				
			54		54				
YOUNG POONG CONSTR CO LTD		KOREA,	5-	5-					
			5-	5-					
YOUNG RADIATOR COMPANY	Centerville	Iowa	72	72					
YOUNG RADIATOR COMPANY	Racine	Wiscons	881	881					
			953	953					
YOUNG REFINING CORPORATION	Douglasville	Georgia	2,681				2,681		
			2,681				2,681		
YOUNG ROBERT J INC	Nashville	Tenness	112	112					
			112	112					
YOUNG ROBINSON ASSOCIATES IN Gunter AFB		Alabama	420			420			
			420			420			
YOUNG T H OIL CO INC	Logansport	Indiana	214				214		
			214				214		
YOUNGDALE J R CONSTRUCTION C Tustin		Califor	49		49				
			49		49				
YOUNGER HAROLD J INC	Beale AFB	Califor	81	81					
YOUNGER HAROLD J INC	Long Beach	Califor	43		43				
YOUNGER HAROLD J INC	Mather AFB	Califor	766	766					
			890	847	43				

(DOLLARS IN THOUSANDS)

CONTRACTOR	CITY	STATE/ COUNTRY	DOD TOTAL	ARMY	NAVY	AIR FORCE	DLA	OCE	ODA
YOUNGER-WUNAR INC	San Francisco	Califor	134 134	134 134					
YOUNGS FLOOR & REMODELING CO	Annapolis	Marylan	35 35		35 35				
YOUNGS MFG INC	Wickenburg	Arizona	53 53	53 53					
YOUNGSTOWN DENTAL & MED SUP	Lenoir	N Carol							
YOUNGSTOWN STATE UNIVERSITY	Youngstown	Ohio	28 28	28 28					
YOUNGSTOWN WLDG ENGRG CO THE	Youngstown	Ohio	2,045 2,045		2,045 2,045				
YOUTH CAMPS FOR CHRIST	Littleton	N Carol	36 36		36 36				
YOWNS BOILER & FURNACE SV	Jacksonville	Florida	70 70		70 70				
YST LTD		ICELAND	169 169		169 169				
YU IL ENGINEERING CO LTD		KOREA,	28 28			28 28			
YU MEE ENTERPRISES CO LTD		KOREA,	158 158			158 158			
YU SONG INDUSTRIAL CO LTD		KOREA,	71 71			71 71			
YUCCA VALLEY MIRROR & GLASS	Twentynine Palms	Califor	112 112				112 112		
YUJIN INDUSTRIES LTD		KOREA,	49 49			49 49			
YUNITE ALUM KENZAI CNETER CO		JAPAN	92 92					92 92	
YUNS PAINTING COMPANY	Fort Lewis	Washing	66	66					
YUNS PAINTING COMPANY	Seattle	Washing	472 538	112 178	360 360				
YWC INC	Newport	Rhode I	85 85						85 85

DOD PRIME CONTRACT AWARDS OVER \$25,000 BY CONTRACTOR, STATE AND CITY FY 1988 (OCT - SEP)

ST19

(DOLLARS IN THOUSANDS)

CONTRACTOR	CITY	STATE/ COUNTRY	DOD TOTAL	ARMY	NAVY	AIR FORCE	DLA	OCE	ODA
Z A N CO	New York	New Yor	320				320		
Z A N CO	Ridgewood	New Yor	299				299		
Z A N CO	Ridgewood	New Yor	67				67		
Z A N CO	Ridgewood	Ohio	58				58		
			744				744		
Z A N MACHINE CO INC	New York	New Yor	214	214					
Z A N MACHINE CO INC	Ridgeway	New Yor	120	120					
			334	334					
Z M IWASZJO LTD		UNITED	166		166				
			166		166				
Z M P INC	Burbank	Califor	585		553	32			33
Z M P INC	Glendale	Califor	66		33				110
Z M P INC	Glendale	Califor	685	547	28				143
			1,336	547	614				
Z MICROSYSTEMS INC	San Diego	Califor	649	649					
			649	649					
ZABALA GILTZOW ALBANLSE	Mountain Home AFB	Idaho	73	73					
			73	73					
ZACHRICH R G CONSTRUCTION	Port Clinton	Ohio	31	31					
			31	31					
ZAEH JMBH		GERMANY	135	135					
			135	135					
ZAFER INSAAT		TURKEY	63		63				
			63		63				
ZAGATA FABRICATORS INC	Sayreville	New Jer	92-			92-			
			92-			92-			
ZAMBERNARDI CONSTRUCTION CO L G Hanscom AFB		Mass	767	68		699			
			767	68		699			
ZAMBRANA L G CONSULTANTS	St Louis	Missour	64					64	
			64					64	
ZAMBRANO CARLOS INDS ENTRPRS Canovanas		PUERTO	616				616		
			616				616		
ZAMON COMPANY INC	Norwood	Mass	102					64	
			102					64	
ZANE ALVIN & ASSOCIATES INC	Honolulu	Hawaii	123		123				
ZANE ALVIN & ASSOCIATES INC	Nanakuli	Hawaii	65		65				
ZANE ALVIN & ASSOCIATES INC	Pearl Harbor	Hawaii	50		50				
			238		238				

(DOLLARS IN THOUSANDS)

CONTRACTOR	CITY	STATE/ COUNTRY	DOD TOTAL	ARMY	NAVY	AIR FORCE	DLA	OCE	ODA
ZANT R W CO	Los Angeles	Califor	278 278				278 278		
ZANTOP INTERNATIONAL AIRLINE	Ypsilanti	Michiga	22,480 22,480			22,480 22,480			
ZANUSSI ELEKTROGERAETE GMBH		GERMANY	965 965	965 965					
ZANUSSI GRANDI IMPIANTI SPA		ITALY	243 243			243 243			
ZANUSSI LTD		ITALY	104 104			104 104			
ZAPATA GULF MARINE CORPORATI	Berkeley	Califor	5,342	5,342				175	175
ZAPATA GULF MARINE CORPORATI	New Orleans	Louisia	175 5,517					175	175
ZAPPE BERND		GERMANY	392 392	392 392					
ZAPTON MANUFACTURING CO (INC	Troy	Michiga	794- 794-	794- 794-					
ZARDA BROTHERS DAIRY INC	Junction City	Kansas	128 128	128 128					
ZARN INC	Reidsville	N Carol	300 300				300 300		
ZAROCO INC	Redstone Arsenal	Alabama	798				798		
ZAROCO INC	Lawrence	Kansas	5,033				5,033		
ZAROCO INC	Springfield	Mass	98 5,929				98 5,929		
ZAVCO GENERAL CO INC	New York	New Yor	90 90				90 90		
ZBA INC	Crane	Indiana	63 63				63 63		
ZECCO INC	Westover AFB	Mass	33 33				33 33		
ZEGER-ABRAMS INCORPORATED	Glenside	Penn	375	61	375				
ZEGER-ABRAMS INCORPORATED	Philadelphia	Penn	181 556	61 61	120 495				
ZEHNTEL INC	Sacramento	Califor	30	30				92	92
ZEHNTEL INC	Walnut Creek	Califor	92 122	92 30					

(DOLLARS IN THOUSANDS)

CONTRACTOR	CITY	STATE/ COUNTRY	DOD TOTAL	ARMY	NAVY	AIR FORCE	DLA	OCE	ODA
ZEIDERS ENTERPRISES INC	Quantico Marine Co	Virgini	78		78				
			78		78				
ZEIGLER BROTHERS INC	Norfolk	Virgini	58		58				
			58		58				
ZEISS CARL		GERMANY	80			80			
			80			80			
ZEISS CARL OF AMERICA HOLDIN	Thorwood	New Yor	450			450			43
ZEISS CARL OF AMERICA HOLDIN	Walla Walla	Washing	43						
ZEISS CARL OF AMERICA HOLDIN		GERMANY	645			645			43
			1,138			1,095			
ZELA PAINTING CO	Oceanport	New Jer	348	348					
			348	348					
ZELCO MAGNETICS	Inglewood	Califor	277-	277-					
			277-	277-					
ZELIG-WEINSTEIN	Silver Spring	Marylan	144		144				
			144		144				
ZELLER & BUNDSCHUH		GERMANY	39	39					
			39	39					
ZELLER CONSTRUCTION INC	Cass Lake	Minneso	59						59
			59						59
ZELTE KOPP		GERMANY	466	466					
			466	466					
ZELTEBAU A BEISSWANGER		GERMANY	251	251					
			251	251					
ZELTECH-GENERAL CORP	Simi Valley	Califor	67	33		34			
			67	33		34			
ZEMCO INC	Chambersburg	Penn	62	62					
ZEMCO INC	New Cumberland	Dep Penn	47	47					
			109	109					
ZENITAKA CORP		JAPAN	1,020						
			1,020						
ZENITH DATA SYSTEMS CORP	Mobile	Alabama	117						117
ZENITH DATA SYSTEMS CORP	Sacramento	Califor	201						201
ZENITH DATA SYSTEMS CORP	San Francisco	Califor	105	105					
ZENITH DATA SYSTEMS CORP	Glenview	Illinois	347						
ZENITH DATA SYSTEMS CORP	North Chicago	Illinois	44						
ZENITH DATA SYSTEMS CORP	Crane	Indiana	78						

(DOLLARS IN THOUSANDS)

CONTRACTOR	CITY	STATE/ COUNTRY	DOD TOTAL	ARMY	NAVY	AIR FORCE	DLA	OCE	ODA
ZENITH DATA SYSTEMS CORP	Needmore	Kentuck	260		260				
ZENITH DATA SYSTEMS CORP	Landover	Marylan	73			73			
ZENITH DATA SYSTEMS CORP	Belvidere	Michiga	44				44		
ZENITH DATA SYSTEMS CORP	Benton Harbor	Michiga	12,739	1,783	4,035	3,107	3,814		97
ZENITH DATA SYSTEMS CORP	St Joseph	Michiga	35,649	204	2,289	4,792	28,267	44	
ZENITH DATA SYSTEMS CORP	Saint Joseph	Michiga	44						
ZENITH DATA SYSTEMS CORP	St Louis	Missour	481						481
ZENITH DATA SYSTEMS CORP	Malmstrom AFB	Montana	71			71			
ZENITH DATA SYSTEMS CORP	Tulsa	Oklahom	190		357			190	
ZENITH DATA SYSTEMS CORP	Philadelphia	Penn	357		33				
ZENITH DATA SYSTEMS CORP	Naval Underwater S	Rhode I	33			28			
ZENITH DATA SYSTEMS CORP	Bergstrom AFB	Texas	28						
ZENITH DATA SYSTEMS CORP	El Paso	Texas	30	30					
ZENITH DATA SYSTEMS CORP	Fort Hood	Texas	45-	45-					
ZENITH DATA SYSTEMS CORP	Fort Lee	Virgini	542	542					
ZENITH DATA SYSTEMS CORP	Hampton	Virgini	205		3,890	205			127
ZENITH DATA SYSTEMS CORP	Norfolk	Virgini	3,890			157			
ZENITH DATA SYSTEMS CORP	Seawright Spring	Virgini	157		30				
ZENITH DATA SYSTEMS CORP	Venia	Virgini	30						
ZENITH DATA SYSTEMS CORP	Vienna	Virgini	3,696	187	1,688	886	189	619	48
ZENITH DATA SYSTEMS CORP		ITALY	64		64				753
ZENITH DATA SYSTEMS CORP		PANAMA	48						
ZENITH DATA SYSTEMS CORP			59,478	2,806	12,807	9,627	32,314	1,171	
ZENITH DREDGE COMPANY	Duluth	Minneso	2,017					2,017	
ZENITH DREDGE COMPANY			2,017					2,017	
ZENITH ELECTRONICS CORPORATI	Elmendorf AFB	Alaska	76						
ZENITH ELECTRONICS CORPORATI	Phoenix	Arizona	119	119					
ZENITH ELECTRONICS CORPORATI	Sierra Vista	Arizona	44	44					
ZENITH ELECTRONICS CORPORATI	Blytheville	Arkansa	36			36			
ZENITH ELECTRONICS CORPORATI	Edwards AFB	Califor	37			37			
ZENITH ELECTRONICS CORPORATI	Fairfield	Califor	97			97			
ZENITH ELECTRONICS CORPORATI	Los Angeles	Califor	40	40					
ZENITH ELECTRONICS CORPORATI	Los Angeles Air Fo	Califor	126			126			
ZENITH ELECTRONICS CORPORATI	Port Hueneme Naval	Califor	37		37				
ZENITH ELECTRONICS CORPORATI	Colorado Springs	Colorad	59			59			
ZENITH ELECTRONICS CORPORATI	West Hartford	Conn	76	76					
ZENITH ELECTRONICS CORPORATI	Washington	D.C.	390						
ZENITH ELECTRONICS CORPORATI	Patrick AFB	Florida	96						
ZENITH ELECTRONICS CORPORATI	Honolulu	Hawaii	164						
ZENITH ELECTRONICS CORPORATI	Glenview	Illinoi	257		185	41		164	
ZENITH ELECTRONICS CORPORATI	Rock Island	Illinoi	75	31					
ZENITH ELECTRONICS CORPORATI	Springfield	Illinoi	68	75					
ZENITH ELECTRONICS CORPORATI	Indianapolis	Indiana	68	68					
ZENITH ELECTRONICS CORPORATI	Fort Knox	Indiana	3,210	3,210					
ZENITH ELECTRONICS CORPORATI	New Orleans	Kentuck	491	491					
ZENITH ELECTRONICS CORPORATI	Fort Rucker	Louisia	121		121				
ZENITH ELECTRONICS CORPORATI	Andrews AFB	Marylan	81			81			
ZENITH ELECTRONICS CORPORATI	Fort Rittchie	Marylan	192	192					
ZENITH ELECTRONICS CORPORATI	Patuxent River NAT	Marylan	36		36				
ZENITH ELECTRONICS CORPORATI	Allouez	Michiga	48			48			

(DOLLARS IN THOUSANDS)

CONTRACTOR	CITY	STATE/ COUNTRY	DOD TOTAL	ARMY	NAVY	AIR FORCE	DLA	OCE	ODA
ZENITH ELECTRONICS CORPORATI	Avalon Lake	Michiga	137			137			
ZENITH ELECTRONICS CORPORATI	Benton	Michiga	41			41			
ZENITH ELECTRONICS CORPORATI	Benton Harbor	Michiga	80,010	29,648	15,912	31,299		1,768	1,383
ZENITH ELECTRONICS CORPORATI	Bessemer	Michiga	266	104	49	113		37	
ZENITH ELECTRONICS CORPORATI	Detroit	Michiga	37						
ZENITH ELECTRONICS CORPORATI	Grand Rapids	Michiga	1,423		1,423				
ZENITH ELECTRONICS CORPORATI	Kalamazoo	Michiga	298						298
ZENITH ELECTRONICS CORPORATI	St. Joseph	Michiga	73,329	16,131	20,948	32,537		81	3,632
ZENITH ELECTRONICS CORPORATI	Troy	Michiga	38						38
ZENITH ELECTRONICS CORPORATI	St. Joseph	Minneso	488		488				
ZENITH ELECTRONICS CORPORATI	Hazelwood	Missour	93		93				
ZENITH ELECTRONICS CORPORATI	Jefferson City	Missour	46	46					
ZENITH ELECTRONICS CORPORATI	Offutt AFB	Nebrask	83			83			
ZENITH ELECTRONICS CORPORATI	Rome	New Yor	29			29			
ZENITH ELECTRONICS CORPORATI	Camp Lejeune	N Carol	1,475		1,475				
ZENITH ELECTRONICS CORPORATI	Fort Bragg	N Carol	47	47					
ZENITH ELECTRONICS CORPORATI	Youngstown Municip	N Carol	27			27			
ZENITH ELECTRONICS CORPORATI	Fort Jackson	S Carol	307	307				50	
ZENITH ELECTRONICS CORPORATI	Nashville	Tenness	50						
ZENITH ELECTRONICS CORPORATI	San Angelo	Texas	29			29			
ZENITH ELECTRONICS CORPORATI	Alexandria	Virgini	1,331	1,331					56
ZENITH ELECTRONICS CORPORATI	Arlington	Virgini	2,927	143					2,784
ZENITH ELECTRONICS CORPORATI	Fort Lee	Virgini	25	25					
ZENITH ELECTRONICS CORPORATI	Quantico Marine Co	Virgini	64		64				
ZENITH ELECTRONICS CORPORATI	Seawright Spring	Virgini	5		37	32-			
ZENITH ELECTRONICS CORPORATI	Vienna	Virgini	6,974	2,114	2,652	1,181		373	654
ZENITH ELECTRONICS CORPORATI	Seattle	Washing	37	37					
ZENITH ELECTRONICS CORPORATI	Madison	Wiscons	77	77					
ZENITH ELECTRONICS CORPORATI		GERMANY	10,334	10,307		27			
ZENITH ELECTRONICS CORPORATI		KOREA,	2,253	2,253					
ZENITH ELECTRONICS CORPORATI			188,312	66,916	43,520	66,168		2,473	9,235
ZENITH LABORATORIES INC	Northvale	New Jer	59						59
ZENITH LABORATORIES INC	Ramsey	New Jer	399						399
ZENITH LABORATORIES INC	Cidra	PUERTO	74						74
ZENOGRAPHICS INC	Irvine	Califor	532						532
ZENON CONSTRUCTION CORPORATI	Roosevelt Roads	NS PUERTO	36	36					
ZENON CONSTRUCTION CORPORATI		VIRGIN	224		224				
ZENON-BERINGER & ASSOCIATES	Offutt AFB	Nebrask	263	39	224				
ZEPPELIN METALLWERKE GMBH		GERMANY	507	83		424			
ZEREGAS A SONS INC	Fair Lawn	New Jer	507	83		424			
			33-	33-					
			33-	33-					
			242						242
			242						242

(DOLLARS IN THOUSANDS)

CONTRACTOR	CITY	STATE/ COUNTRY	DOD TOTAL	ARMY	NAVY	AIR FORCE	DLA	OCE	ODA
ZERO CORPORATION	Burbank	Califor	120	54	66				
ZERO CORPORATION	Los Angeles	Califor	329		42	246	41		
ZERO CORPORATION	Clearwater	Florida	106		106				
ZERO CORPORATION	Monson	Mass	1,273		1,225		48		
			1,828	54	1,439	246	89		
ZERO MANUFACTURING COMPANY	Indian Head Naval	Marylan	50		50				
ZERO MANUFACTURING COMPANY	Washington	Missour	45		45				
ZERO MANUFACTURING COMPANY	Washington	Missour	987		162	825			
ZERO MANUFACTURING COMPANY	Memphis	Tenness	175		175				
ZERO MANUFACTURING COMPANY	Bergstrom AFB	Texas	288			288			
			1,545		432	1,113			
ZERONDA F J INC	Fort Drum	New Yor	265	265					
			265	265					
ZEROONE SYSTEMS INC	Arlington	Texa:	3,497			3,497			
			3,497			3,497			
ZETA LABORATORIES INC	San Jose	Califor	166		166				
			166		166				
ZETA MACHINE CORP	Hempstead	New Yor	48	48					
			48	48					
ZETA-TECH ASSOCIATES	Cherry Hill	New Jer	25	25					
			25	25					
ZETEC INC	Issaquah	Washing	471		471				
			471		471				
ZETLIN LEV ASSOCIATES INC	Washington	D.C.	29		29				
ZETLIN LEV ASSOCIATES INC	Prince George's	Marylan	70		70				
ZETLIN LEV ASSOCIATES INC	Westover AFB	Mass	94	94					
ZETLIN LEV ASSOCIATES INC	West Point Mil Res	New Yor	359	359	99				
			552	453					
ZEUS COMPONENTS INC	Milpitas	Califor	36				36		
ZEUS COMPONENTS INC	Port Chester	New Yor	58		33		25		
ZEUS COMPONENTS INC	Carrollton	Texas	127				127		
			221		33		188		
ZEUS SERVICES INC	March Air Force Ba	Califor	45			45			
			45			45			
ZG RAIFFEISEN ZENTRAL-GENOSS		GERMANY	84	84					
			84	84					
ZIA LAUNDRY INC	Kirtland AFB	New Mex	50			50			
			50			50			

CONTRACTOR	CITY	STATE/ COUNTRY	DOD TOTAL	ARMY	NAVY	AIR FORCE	DLA	OCE	ODA	
										(DOLLARS IN THOUSANDS)
ZIDELL EXPLORATIONS INC	Portland	Oregon	595 595		595 595					
ZIEBUHR R GMBH		GERMANY	98 98			98 98				
ZIEBUHR RENT GMBH		GERMANY	151 151			151 151				
ZIEGLER ALBERT GMBH & CO KG		GERMANY	73 73	73 73						
ZIEGLER CHEMICAL & MINERAL	Lawrenceville	Illinois	165 165		165 165					
ZIEGLER CORPORATION	Fort Leavenworth	Kansas	25	25						154
ZIEGLER CORPORATION	Parsons	Kansas	309	309						170
ZIEGLER CORPORATION	Warsaw	Missour	154							95
ZIEGLER CORPORATION	Oklahoma City	Oklahom	170							419
ZIEGLER CORPORATION	Pierre	S Dakot	95							
ZIEGLER CORPORATION			753	334						
ZIEGLER KIRVEN AND PARRISH I	El Toro	Califor	28		28					
ZIEGLER KIRVEN AND PARRISH I	Twentynine Palms	Califor	90		90					
ZIEGLER TOOLS INC	Macon	Georgia	66 66			66 66				
ZIEMER & ASSOCIATES	Tempe	Arizona	166 166	166 166						
ZIENOWICZ BROS INC	Warwick	Rhode I	123 123				123 123			
ZIFF COMMUNICATIONS COMPANY	Elmendorf AFB	Alaska	99			99				
ZIFF COMMUNICATIONS COMPANY	New Cumberland Dep	Penn	61	61						
ZIFF COMMUNICATIONS COMPANY	Norfolk	Virgini	35 195	61 61	35 35					
ZIFF-DAVIS PUBLISHING CO	Arlington	Virgini	59 59			59 59				
ZILLGENS HERMAN ASSOCIATES	Yuma Proving Groun	Arizona	143	143						
ZILLGENS HERMAN ASSOCIATES	China Lake NWC	Califor	60		60					
ZILLGENS HERMAN ASSOCIATES	San Diego	Califor	244 447	244 387						
ZILOG INC	Campbell	Califor	134 134				134 134			

(DOLLARS IN THOUSANDS)

CONTRACTOR	CITY	STATE/ COUNTRY	DOD TOTAL	ARMY	NAVY	AIR FORCE	DLA	OCE	ODA
ZIMMER A GMBH & CO		GERMANY	112 112	112 112					
ZIMMER GNSUL FRSCA PARTNERSH	Everett	Washing	28		28				34
ZIMMER GNSUL FRSCA PARTNERSH	Walla Walla	Washing	62		28				34
ZIMMERMAN & ASSOCIATES, INC	Wright Patterson A	Ohio	301			301			
ZIMMERMAN & ASSOCIATES, INC	Falls Church	Virgini	603		603				
			904		603	301			
ZIMMERMAN DESIGN GROUP THE	Lake	Illinois	277		277				
			277		277				
ZIMMERMAN METALS INC	Pantex	Texas	52	52					
			52	52					
ZIMMERMANN BUEROMASCHINEN		GERMANY	313	286					27
			313	286					27
ZIMMERMANN DR GMBH & CO KG		GERMANY	141	141					
			141	141					
ZIMMERMANN REISEN		GERMANY	160	160					
			160	160					
ZINA CORPORATION	Sellersburg	Indiana	203-						203-
			203-						203-
ZINGER CONSTRUCTION CO INC	Watervliet	New Yor	600	600					
			600	600					
ZINK JOHN COMPANY	Skiatook	Oklahom	45			45			
			45			45			
ZINNANTI SURGICAL INSTRUMENT	Woodland Acres	Califor	51						51
ZINNANTI SURGICAL INSTRUMENT	Rockland	Mass	261						261
ZINNANTI SURGICAL INSTRUMENT		GERMANY	626						626
			938						938
ZIRKEL		GERMANY	58	58					
			58	58					
ZODIAC OF NORTH AMERICA INC	Stevensville	Marylan	1,274	49	1,132				93
ZODIAC OF NORTH AMERICA INC		CANADA	57		57				
ZODIAC OF NORTH AMERICA INC		FRANCE	38		38				
			1,369	49	1,227				93
ZOLLICKER OIL CO INC	Kansas City	Missour	77						77
ZOLLICKER OIL CO INC	Richards-Gebaur AF	Missour	104						104
ZOLLICKER OIL CO INC	Whiteman AFB	Missour	117						117
			298						298

(DOLLARS IN THOUSANDS)

CONTRACTOR	CITY	STATE/ COUNTRY	DOD TOTAL	ARMY	NAVY	AIR FORCE	DLA	OCE	ODA
ZONAR CORPORATION	Oakton	Virginia	60		60				
ZOOMAR	Glen Cove	New York	232	232					
ZOPPO R CO INC	L. G. Hanscom AFB	Mass	5,663	5,663					2,383
ZOPPO R CO INC	New Bedford	Mass	2,383						98
ZOPPO R CO INC	Tyngsboro	Mass	8,144	5,663					2,481
ZSCHERNIG J HAUSGEMEINSCHAFT		GERMANY	233	233					
ZT PRECISION INC	New Britain	Conn	77			77			
ZUBECK INC	Elmendorf AFB	Alaska	226	226					
ZUBTK HARRY CO INC	Pittsburgh	Penn	229	229					229
ZUBLIN AG		GERMANY	415	415					
ZUEBLIN E AG		GERMANY	1,080	1,080					
ZULUAGA D A CONSTRUCTION	Whidbey Island	NAS Washing	71		71				
ZURHEIDE-HERRMANN INC	Jacksonville	Florida	25	25					
ZURHEIDE-HERRMANN INC	Honolulu	Hawaii	32		32				25
ZURHEIDE-HERRMANN INC	Joliet	Illinois	25						29
ZURHEIDE-HERRMANN INC	Kansas City	Missour	29	147					35
ZURHEIDE-HERRMANN INC	St. Louis	Missour	182						157
ZURHEIDE-HERRMANN INC	Whiteman AFB	Missour	157						25
ZURHEIDE-HERRMANN INC	Holloman AFB	New Mex	25	172	32				271
ZURN INDUSTRIES INC	Erie	Penn	662		624			38	
ZURN INDUSTRIES INC	Lancaster	Penn	90-		90-			38	
ZWICK ENERGY RES ORGANIZATIO	Huntington Beach	Califor	7,921-		61	8,015-		33	
ZWICK GUENTHER INGBUERO		GERMANY	7,921-		61	8,015-		33	
			104	104					
			104	104					

(DOLLARS IN THOUSANDS)									
CONTRACTOR	CITY	STATE/ COUNTRY	DOD TOTAL	ARMY	NAVY	AIR FORCE	DLA	OCE	ODA
ZYBRON INC	Dayton	Ohio	50			50			
			50			50			
ZYGO CORPORATION	Middlefield	Conn	164			164			
			164			164			
ZYMED INC	Fort Lee	Virginia	51	51					
			51	51					

(DOLLARS IN THOUSANDS)

CONTRACTOR	CITY	STATE/ COUNTRY	DOD TOTAL	ARMY	NAVY	AIR FORCE	DLA	OCE	ODA
------------	------	-------------------	--------------	------	------	--------------	-----	-----	-----

GRAND TOTAL 137,049,236 28,954,815 51,731,446 42,830,171 9,168,865 1,891,858 2,472,081

END

FILMED

6-89

DTIC