

4

DTIC FILE COPY

AD-A210 129

OFFICE OF NAVAL RESEARCH

Contract N00014-86-K-0043

TECHNICAL REPORT No. 105

Squeezing of Cavity Fields in Cascade Multiphoton Processes

by

Fu-li Li, Xiao-shen Li, D. L. Lin and Thomas F. George

Prepared for Publication

in

Journal of Physics B

Departments of Chemistry and Physics
State University of New York at Buffalo
Buffalo, New York 14260

June 1989

Reproduction in whole or in part is permitted for any purpose of the
United States Government.

This document has been approved for public release and sale;
its distribution is unlimited.

DTIC
ELECTE
JUL 17 1989
S B D
Cb

89

7

17

103

REPORT DOCUMENTATION PAGE

Form Approved
OMB No. 0704-0188

1a. REPORT SECURITY CLASSIFICATION Unclassified			1b. RESTRICTIVE MARKINGS			
2a. SECURITY CLASSIFICATION AUTHORITY			3. DISTRIBUTION / AVAILABILITY OF REPORT Approved for public release; distribution unlimited			
2b. DECLASSIFICATION / DOWNGRADING SCHEDULE						
4. PERFORMING ORGANIZATION REPORT NUMBER(S) UBUFFALO/DC/89/TR-105			5. MONITORING ORGANIZATION REPORT NUMBER(S)			
6a. NAME OF PERFORMING ORGANIZATION Depts. Chemistry & Physics State University of New York		6b. OFFICE SYMBOL (if applicable)	7a. NAME OF MONITORING ORGANIZATION			
6c. ADDRESS (City, State, and ZIP Code) Fronczak Hall, Amherst Campus Buffalo, New York 14260			7b. ADDRESS (City, State, and ZIP Code) Chemistry Program 800 N. Quincy Street Arlington, Virginia 22217			
8a. NAME OF FUNDING / SPONSORING ORGANIZATION Office of Naval Research		8b. OFFICE SYMBOL (if applicable)	9. PROCUREMENT INSTRUMENT IDENTIFICATION NUMBER Contract N00014-86-K-0043			
8c. ADDRESS (City, State, and ZIP Code) Chemistry Program 800 N. Quincy Street Arlington, Virginia 22217			10. SOURCE OF FUNDING NUMBERS			
			PROGRAM ELEMENT NO.	PROJECT NO.	TASK NO.	WORK UNIT ACCESSION NO.
11. TITLE (Include Security Classification) Squeezing of Cavity Fields in Cascade Multiphoton Processes						
12. PERSONAL AUTHOR(S) Fu-li Li, Xiao-shen Li, D. L. Lin and <u>Thomas F. George</u>						
13a. TYPE OF REPORT		13b. TIME COVERED FROM _____ TO _____		14. DATE OF REPORT (Year, Month, Day) June 1989		15. PAGE COUNT 21
16. SUPPLEMENTARY NOTATION Prepared for publication in Journal of Physics B						
17. COSATI CODES			18. SUBJECT TERMS (Continue on reverse if necessary and identify by block number)			
FIELD	GROUP	SUB-GROUP	MULTILEVEL ATOM	SQUEEZING		
			CAVITY FIELD	CASCADE MULTIPHOTON PROCESSES		
			SINGLE-MODE	SATURATION.		
19. ABSTRACT (Continue on reverse if necessary and identify by block number) For a system of a multilevel atom interacting with a single-mode cavity field, squeezing of the field is studied numerically. It is found that the squeezing effect becomes stronger when the atomic level number increases, but tends to saturate when the number exceeds twenty.						
20. DISTRIBUTION / AVAILABILITY OF ABSTRACT <input checked="" type="checkbox"/> UNCLASSIFIED/UNLIMITED <input checked="" type="checkbox"/> SAME AS RPT. <input type="checkbox"/> DTIC USERS				21. ABSTRACT SECURITY CLASSIFICATION Unclassified		
22a. NAME OF RESPONSIBLE INDIVIDUAL Dr. David L. Nelson			22b. TELEPHONE (Include Area Code) (202) 696-4410		22c. OFFICE SYMBOL	

Squeezing of cavity fields in cascade multiphoton processes

Fu-li Li

Department of Physics
Xian Jiao Tong University
Xian, Shaanxi, People's Republic of China

Xiao-shen Li

Center for Theoretical Physics
Chinese Center of Advanced Science and Technology (World Laboratory)
P. O. Box 8730
Beijing 100080, People's Republic of China

and

Shanghai Institute of Metallurgy, Chinese Academy of Sciences
Shanghai, People's Republic of China

D. L. Lin and Thomas F. George

Department of Physics & Astronomy
239 Fronczak Hall
State University of New York at Buffalo
Buffalo, New York 14260

Abstract

For a system of a multilevel atom interacting with a single-mode cavity field, squeezing of the field is studied numerically. It is found that the squeezing effect becomes stronger when the atomic level number increases, but tends to saturate when the number exceeds twenty.

I. Introduction

The interaction of an atom with cavity fields has stimulated great interest because many interesting and novel phenomena have been discovered. In addition to quantum collapse and revival (Eberly et al 1980), the atomic-field system has been shown to exhibit a subPoissonian photon distribution (Puri and Agarwa 1986), squeezing (Meystre and Zubairy 1982) and stationary atomic inversion (Savage 1988). Recently, Li and Zhu (1985) and Kozierowski (1986) studied the dynamics of an M-level (M-1)-mode system with the atom having a common upper level. Most recently, the present authors (Li et al 1989) examined the effects of the atomic level number on quantum collapse and revival and photon statistical properties in the interaction of a multilevel cascade atom with single-mode cavity field. In the present paper we study squeezing effects for an M-level atom interacting with a single-mode cavity field. First we present the formalism for the problem. Then we proceed to study fluctuations of the field mode and examine effects of the degenerate multiphoton processes.

II. Formulation

We consider a cascade atom with M energy levels as shown in Fig. 1. The total Hamiltonian is, in the rotating-wave approximation,

$$H = \hbar\Omega a^\dagger a + \sum_{i=1}^M \hbar\omega_i A_i^\dagger A_i + \sum_{i=1}^{M-1} \lambda_i A_{i+1}^\dagger A_i a + \text{h.c.} \quad (1)$$

where the operator a^\dagger creates a photon, A_i^\dagger creates an atom in the i-th level, and λ_i are the atom-field coupling constants. Our discussion will be limited,

for simplicity, to processes involving only a single-photon transition between adjacent atomic levels.

We define the total excitation number operator as (Li et al 1989)

$$\hat{N} = a^\dagger a + \sum_{i=1}^M i A_i^\dagger A_i, \quad (2)$$

which is the sum of the photon number and atomic excitation number operators. It can readily be verified that $[H, \hat{N}] = 0$, i.e., \hat{N} is a constant of motion. If we are only interested in the particular case in which the atom is initially in its higher level, then we need only consider that part of the Hilbert space involving state vectors corresponding to $N \geq M$, where N is the eigenvalue of the operator \hat{N} . This is a consequence of the fact that N is a conserved quantity.

Consider the state

$$|i, n\rangle = |i\rangle |n\rangle \quad (3)$$


in which there are n photons in the field and the atom is in the i -th state. The subspace corresponding to $N = M + n$ is spanned by the state vectors $|M, n\rangle, |M-1, n+1\rangle, \dots, |i, n+M-i\rangle, \dots, |1, n+M-1\rangle$, where n is the photon number in the field and can take any positive integer value. Since state vectors in different subspaces are necessarily orthogonal, the total Hamiltonian can be diagonalized in every subspace.

An arbitrary state in the subspace corresponding to N can be expressed as

Availability Codes

Dist	Avail and/or Special
------	----------------------

A-1



$$|\phi_n\rangle = \sum_{i=1}^M C_{i,n+M-i} |i,n+M-i\rangle, \quad (4)$$

where the expansion coefficients $C_{i,n+M-i}$ satisfy the stationary-state Schrödinger equation

$$\sum_{i'=1}^M (H_{ii'} \delta_{ii'} + H_{ii'} - E \delta_{ii'}) C_{i',n+M-i'} = 0. \quad (5)$$

The matrix elements in (5) are given by

$$H_{ii} = \langle i,n+M-i | H | i,n+M-i \rangle = (n+M-1)\hbar\Omega + \hbar\omega_1 - \sum_{j=1}^{i-1} \Delta_j \quad (5a)$$

$$H_{ii'} = \langle i,n+M-i | H | i',n+M-i' \rangle$$

$$= \lambda_{i,\sqrt{n+M-i'}} \delta_{i,i'+1} + \lambda_{i',-1} \sqrt{n+M-i'+1} \delta_{i,i'-1}, \quad i \neq i'. \quad (5b)$$

Here we have defined the detuning parameters

$$\Delta_i = \hbar\Omega - \hbar(\omega_{i+1} - \omega_i), \quad i = 1, 2, \dots, M-1. \quad (6)$$

The energy eigenvector $|\phi_{n\sigma}\rangle$ and the corresponding eigenvalue $E_{n\sigma}$ are determined by

$$H|\phi_{n\sigma}\rangle = E_{n\sigma}|\phi_{n\sigma}\rangle \quad (7a)$$

$$|\phi_{n\sigma}\rangle = \sum_{i=1}^M c_{i,n+M-1}^{\sigma} |i, n+M-i\rangle \quad (7b)$$

The subscript σ in (7a) labels the eigenstates in the subspace in question.

If the atom is assumed to be initially in the M -th level, then for all time $t > 0$ the system can only be found in subspaces with $n \geq M$. There are M eigenstates of the type (7b) in every subspace. Hence the orthonormality condition is

$$\sum_{i=1}^M c_{i,n+M-i}^{\sigma'} c_{i,n+M-i}^{\sigma} = \delta_{\sigma'\sigma} \quad (8)$$

and the completeness relation is

$$\sum_{n=0}^{\infty} \sum_{\sigma=1}^M |\phi_{n\sigma}\rangle \langle \phi_{n\sigma}| = 1 \quad (9)$$

We can now solve the equation of motion for the density matrix. The reason why we use the density matrix instead of the state vector formulation is that it is easier for this to be generalized to treat the complicated problem of a mixed atomic initial state, which we shall study next. Besides, once the Hamiltonian H has been diagonalized, the elements of the density matrix can be obtained in a straightforward fashion without any increase in complexity. In fact, even if one uses the state vectors, one still has to diagonalize H . A density matrix element between energy eigenstates satisfies the equation

$$\frac{\partial}{\partial t} \rho_{n\sigma, n'\sigma'}(t) = -\frac{i}{\hbar} (E_{n\sigma} - E_{n'\sigma'}) \rho_{n\sigma, n'\sigma'} \quad (10)$$

whose solution can be put in the form

$$\rho_{n\sigma, n'\sigma'}(t) = \rho_{n\sigma, n'\sigma'}(0) e^{-\frac{i}{\hbar} (E_{n\sigma} - E_{n'\sigma'}) t} \quad (11)$$

The initial matrix element in (11) is given by

$$\rho_{n\sigma, n'\sigma'}(0) = \rho_{nn'} (C^{-1})_{\sigma, n+M-\sigma}^M (C^{-1})_{\sigma', n'+M-\sigma'}^M \quad (12)$$

where C^{-1} is the inverse matrix of the transformation defined in (4) and $\rho_{nn'}$ is the initial density matrix element of the field. The last step is from the inverse transformation of (7b), namely,

$$|n, M\rangle = \sum_{\sigma=1}^M (C^{-1})_{\sigma, n+M-\sigma}^M |\phi_{n\sigma}\rangle \quad (13)$$

If the initial density matrix is known, the mean values of all dynamical variables of the atom-field system can be calculated. The mean occupation probability of the j -th level is

$$\begin{aligned} P_j &= \text{Tr}(\rho A_j^\dagger A_j) = \sum_{n\sigma} \sum_{n'\sigma'} \rho_{n\sigma, n'\sigma'} \langle \phi_{n'\sigma'} | A_j^\dagger A_j | \phi_{n\sigma} \rangle \\ &= \sum_{n, \sigma, \sigma'} \rho_{n\sigma, n\sigma'}(0) C_{j, n+M-j}^\sigma C_{j, n+M-j}^{\sigma'} \cos((E_{n\sigma} - E_{n\sigma'}) t) \quad (14) \end{aligned}$$

It is easily verified that

$$\sum_{j=1}^M P_j = \sum_{n, \sigma, \sigma'} \rho_{n\sigma, n\sigma'} \sum_j C_{j, n+M-j}^{\sigma} C_{j, n+M-j}^{\sigma'} = \sum_{n, \sigma} \rho_{n\sigma, n\sigma} = 1 \quad , \quad (15)$$

where we have made use of (8) and (9).

As usual, we introduce the slowly-varying complex amplitudes for the field,

$$d_1 = \frac{1}{2} [a e^{i(\Omega t - \phi)} + a^\dagger e^{-i(\Omega t - \phi)}] \quad , \quad (16a)$$

$$d_2 = \frac{1}{2i} [a e^{i(\Omega t - \phi)} - a^\dagger e^{-i(\Omega t - \phi)}] \quad . \quad (16b)$$

These operators satisfy the commutation relation

$$[d_1, d_2] = \frac{i}{2} \quad . \quad (17)$$

For simplicity, in this paper we only consider the case of $\phi = 0$, for which maximum squeezing is expected, at least for the case where the atom starts in a definite state (Meystre and Zubairy 1982). The corresponding expressions for the fluctuations are then

$$\begin{aligned} (\Delta d_1)^2 &= \frac{1}{4} [2 \langle a^\dagger a \rangle + 1 + \langle a^2 \rangle e^{2i\Omega t} + \langle a^{\dagger 2} \rangle e^{-2i\Omega t} \\ &\quad - \langle a e^{i\Omega t} + a^\dagger e^{-i\Omega t} \rangle^2] \quad (18a) \end{aligned}$$

$$(\Delta d_2)^2 = \frac{1}{4} [2 \langle a^\dagger a \rangle + 1 - \langle a^2 \rangle e^{2i\Omega t} - \langle a^{\dagger 2} \rangle e^{-2i\Omega t}$$

$$+ \langle a e^{i\Omega t} - a^\dagger e^{-i\Omega t} \rangle^2 \rangle, \quad (18b)$$

where

$$\begin{aligned} \langle a^\dagger a \rangle &= \text{Tr} \langle \rho a^\dagger a \rangle = \sum_{n\sigma} \sum_{n'\sigma'} \rho_{n\sigma, n'\sigma'} \langle \phi_{n'\sigma'} | a^\dagger a | \phi_{n\sigma} \rangle \\ &= \sum_{n,j} (n+M-j) \sum_{\sigma\sigma'} \rho_{n\sigma, n'\sigma'}(0) C_{j, n+M-j}^\sigma C_{j, n+M-j}^{\sigma'} \cos(E_{n\sigma} - E_{n'\sigma'})t, \end{aligned} \quad (19)$$

$$\begin{aligned} \langle a e^{i\Omega t} + a^\dagger e^{-i\Omega t} \rangle &= \text{Tr}[\rho(a e^{i\Omega t} + a^\dagger e^{-i\Omega t})] \\ &= 2 \sum_n \sum_i \sqrt{n+M-i+1} \sum_{\sigma, \sigma'} C_{n+M-i, i}^\sigma C_{n+M-i+1, i}^{\sigma'} \rho_{n\sigma, (n+1)\sigma'}(0) \\ &\quad \times \cos\left[\left(\frac{E_{n\sigma} - E_{(n+1)\sigma'}}{\hbar} + \Omega\right)t\right], \end{aligned} \quad (20a)$$

$$\begin{aligned} \langle a e^{i\Omega t} - a^\dagger e^{-i\Omega t} \rangle &= \text{Tr}[\rho(a e^{i\Omega t} - a^\dagger e^{-i\Omega t})] \\ &= 2i \sum_n \sum_i \sqrt{n+M+1-i} \sum_{\sigma, \sigma'} C_{n+M-i, i}^\sigma C_{n+M-i+1, i}^{\sigma'} \\ &\quad \times \rho_{n\sigma, (n+1)\sigma'}(0) \sin\left[\left(\frac{E_{n\sigma} - E_{(n+1)\sigma'}}{\hbar} + \Omega\right)t\right] \end{aligned} \quad (20b)$$

$$\begin{aligned} \langle a^2 e^{2i\Omega t} + a^{\dagger 2} e^{-2i\Omega t} \rangle &= \text{Tr}[\rho(a^2 e^{2i\Omega t} + a^{\dagger 2} e^{-2i\Omega t})] \\ &= 2 \sum_n \sum_i \sqrt{(n+M-i+1)(n+M-i+2)} \sum_{\sigma, \sigma'} C_{n+M-i, i}^\sigma \end{aligned}$$

$$\times C_{n+M-i+2,i}^{\sigma'} \rho_{n\sigma,(n+2)\sigma'}(0) \cos\left[\left(\frac{E_{n\sigma} - E_{(n+2)\sigma'}}{\hbar} + 2\Omega\right)t\right] \quad (20c)$$

They satisfy the uncertainty relation

$$\Delta d_1 \cdot \Delta d_2 \geq \frac{1}{4} \quad (21)$$

When either of them satisfy the condition

$$(\Delta d_i)^2 < \frac{1}{4}, \quad i = 1, 2 \quad (22)$$

we say that the field is in a squeezed state.

For a given n , Eq. (5) can be solved for the energy eigenvalues and eigenfunctions. With the initial density matrix elements determined by (12), we can calculate the field fluctuations and occupation probabilities of any atomic level at any time $t > 0$.

III. Results and discussion

For simplicity we assume that $\lambda_1 = \lambda_2 = \dots = \lambda_{M-1} = \lambda$ and that the resonant interaction condition is satisfied (Li and Zhu 1985, Kozierowski 1986, Li et al 1989), i.e., $\Delta_i = 0$. In our numerical calculations we take $\hbar = 1$ and employ $1/\lambda$ as the unit of time. For the initial conditions, we consider the atom to start from the uppermost level $|M\rangle$ and the field mode to be in a coherent state. Thus we have

$$\rho_{nn'} = \frac{z^{n'} z^*{}^n}{\sqrt{n!n'!}} e^{-\bar{n}}, \quad (23)$$

where $\bar{n} = |z|^2$ is the initial mean photon number.

The relation between the field squeezing and the initial field intensity \bar{n} is nonlinear. For a given energy level number of a cascade atom, there exists a value of \bar{n} corresponding to the strongest squeezing or the smallest $(\Delta d_1)^2$ (Zhu et al 1988), which hereafter is referred to as $(\Delta d_1)_{\min}^2$. The maximum squeezing corresponding to different level number M for some cases can be seen from Fig. 2. Some of the results are summarized in Table 1, from which it is observed that the field squeezing increases with the increase of the cascade level number. It is also noted that the larger the value of M , the later the field enters squeezed states and the longer it remains squeezed.

However, on the other hand, we find that there is saturation. For example, when M changes from 2 to 3, $(\Delta d_1)_{\min}^2$ decreases from 0.2023 to 0.1730; when M changes from 8 to 10, $(\Delta d_1)_{\min}^2$ decreases from 0.1309 to 0.1243; when M changes from 21 to 23, $(\Delta d_1)_{\min}^2$ decreases from 0.1090 to 0.1077. Detailed behavior is shown in Fig. 3. In brief, for larger M , $(\Delta d_1)_{\min}^2$ changes much less. The variance tends to saturate to some non-zero value.

Figure 4 gives an example of the time evolution of the occupation probability for the atom in the uppermost state. Comparing with Fig. 2, we can see that whenever the field enters the squeezed state from its initial coherent state, the probability of the atom lying in the uppermost state is close to its minimum. The opposite situation occurs when the field leaves the squeezed state. Thus we can conclude that squeezing effects have something to do with the absorption process, which is in agreement with the results reported by Shumovsky et al (1987).

We have discussed above the effects of the quantities M and \bar{n} or z on the squeezing. As for the effects of the other quantities Δ_1 and λ_1 , we find

that increasing detunings Δ_i would weaken the squeezing, and there would be stronger squeezing when the coupling constants λ 's are equal.

Acknowledgments

This research was partially supported by the National Science Foundation under Grant CHE-8620274, the Office of Naval Research, and the Air Force Office of Scientific Research (AFSC), United States Air Force, under Contract F49620-86-C-0009. The United States Government is authorized to copy and distribute reprints for governmental purposes notwithstanding any copyright notation hereon.

References

- Eberly J H, Narozhny N B and Sanchez-Mondragon J J 1980 Phys. Rev. Lett 44 1323
- Kozierowski M 1986 J. Phys. B 19 L535
- Li F L, Lin D L, George T F and Li X S 1989 Phys. Rev. A to be published
- Li X S and Zhu S Y 1985 Physica A 131 579
- Liu Z D, Zhu S Y and Li X S 1988 J. Mod. Opt. 35 833
- Meystre P and Zubairy M S 1982 Phys. Lett. A 89 390
- Puri R R and Agarwal G S 1986 Phys. Rev. A 33 3610
- Savage C M 1988 Phys. Rev. Lett. 60 1828
- Shumovsky A S, Kien F L and Abskenderov E I 1987 Phys. Lett. A 124 351

Table 1: Maximum squeezing under different conditions

M	\bar{n}	maximum squeezing
2	6	19%
4	7	36%
6	9	43%
10	11	50%
20	15	56%

Figure Captions

1. Schematic energy level diagram of the M-level atom.
2. Evolution of the variances $(\Delta d_1)^2$ (curve 1) and $(\Delta d_2)^2$ (curve 2): (a) $M = 2$, $\bar{n} = 6$; (b) $M = 8$, $\bar{n} = 10$; (c) $M = 19$, $\bar{n} = 15$.
3. The minimum variance $(\Delta d_1)_{\min}^2$ versus level number M.
4. Evolution of the highest level occupation probability P_M for $M = 8$ and $\bar{n} = 10$.

Fig. 1

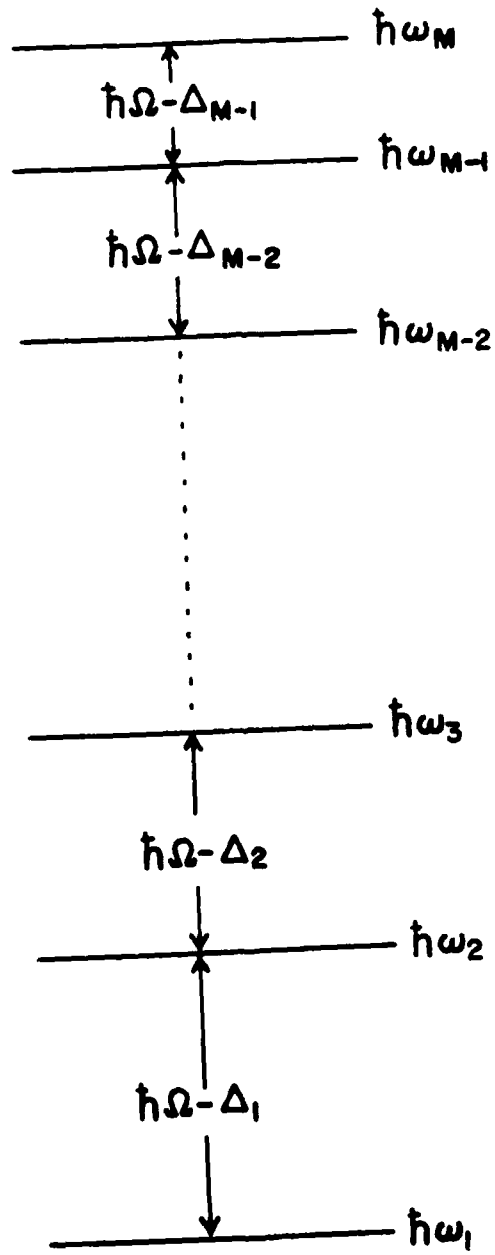


Fig. 2(a)

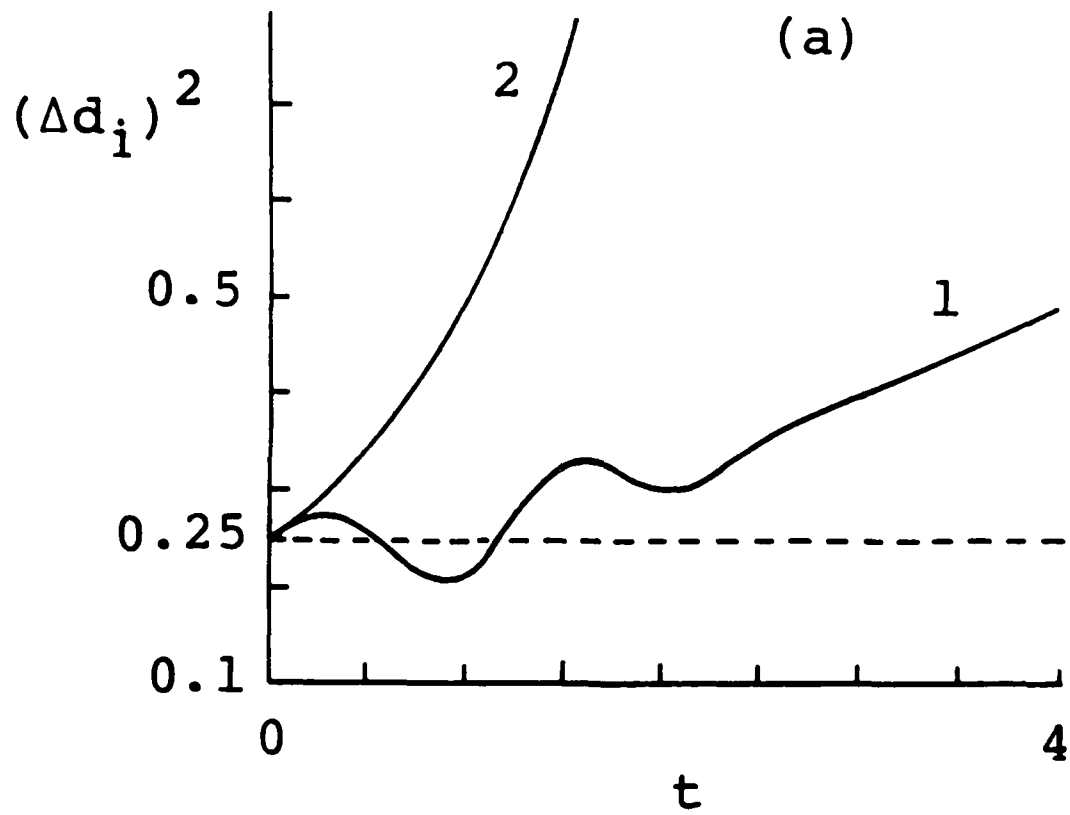


Fig. 2(b)

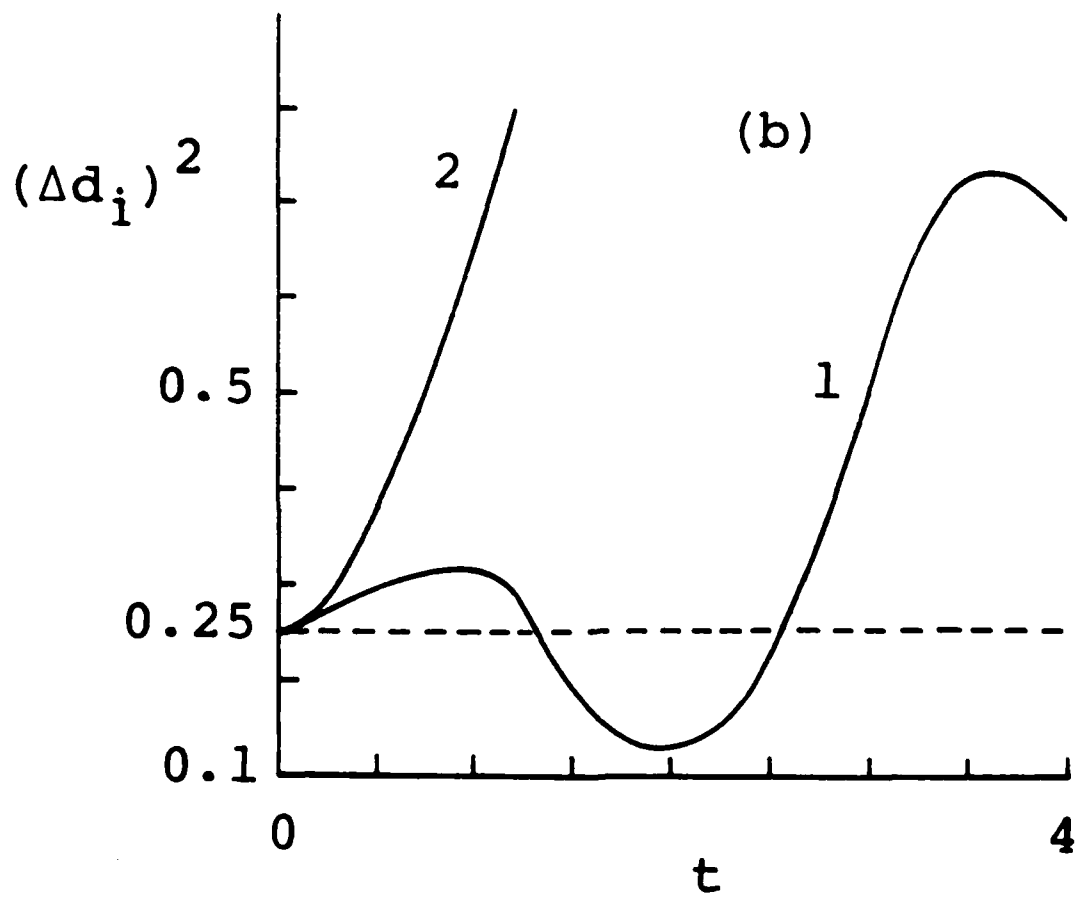


Fig. 2(c)

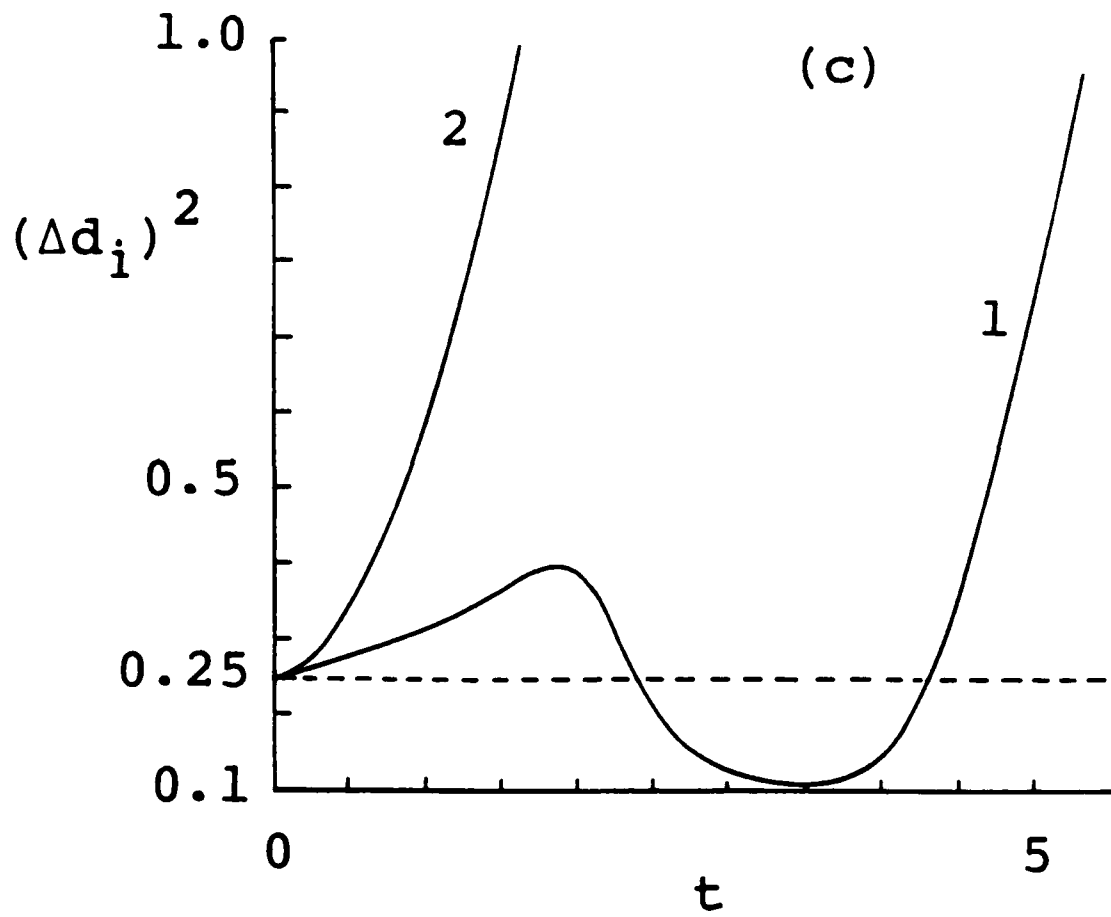


Fig. 3

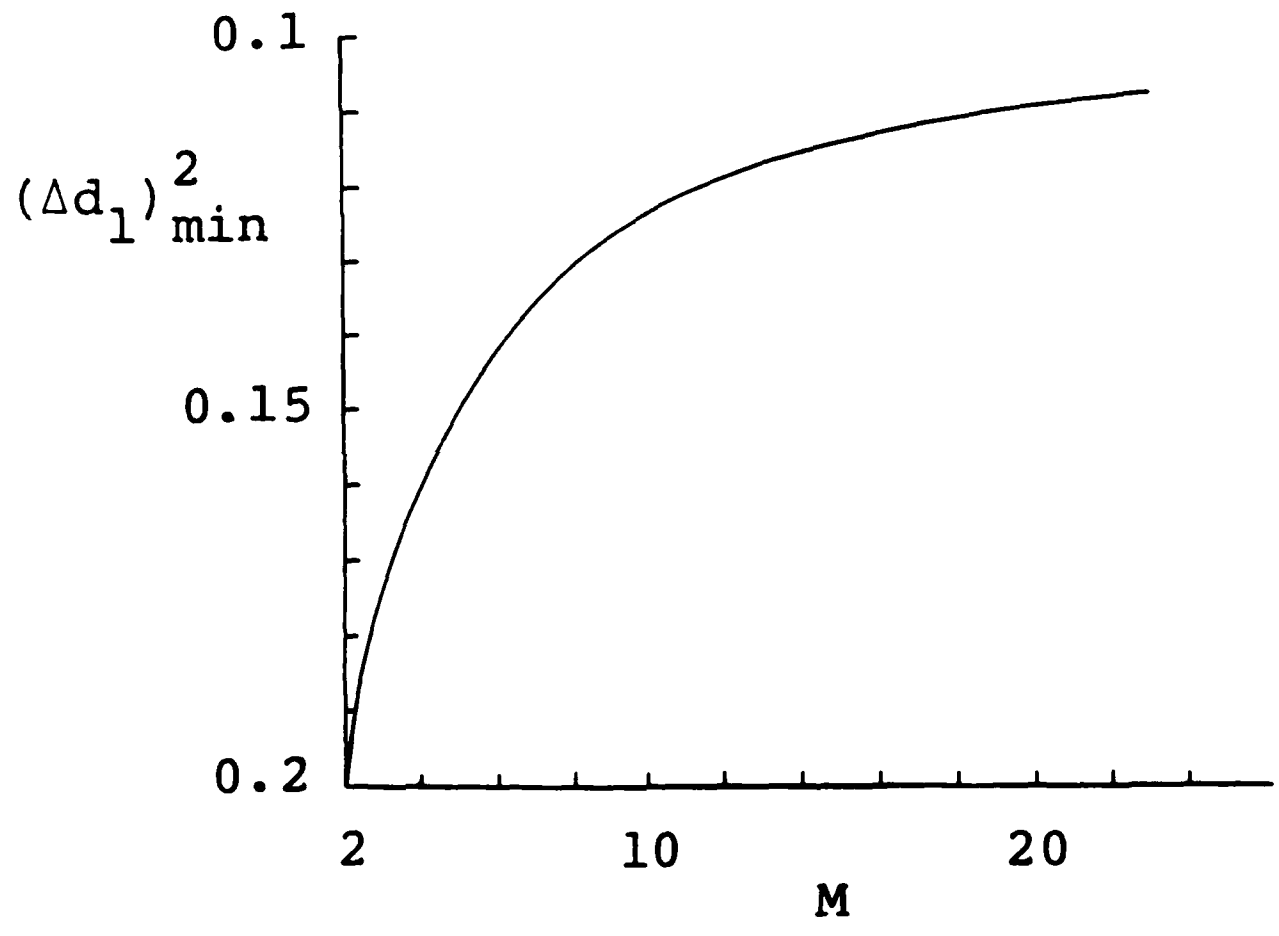
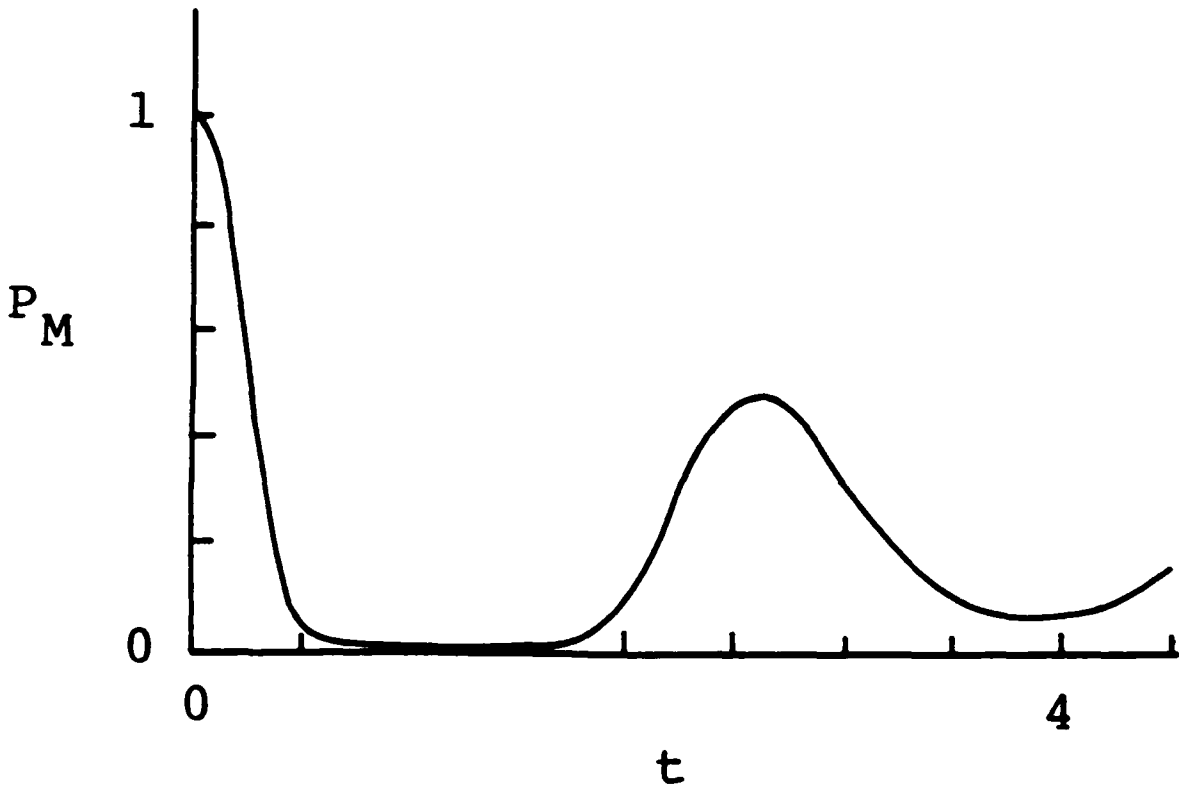


Fig. 4



TECHNICAL REPORT DISTRIBUTION LIST, GEN

	<u>No. Copies</u>		<u>No. Copies</u>
Office of Naval Research Attn: Code 1113 800 N. Quincy Street Arlington, Virginia 22217-5000	2	Dr. David Young Code 334 NORDA NSTL, Mississippi 39529	1
Dr. Bernard Douda Naval Weapons Support Center Code 50C Crane, Indiana 47522-5050	1	Naval Weapons Center Attn: Dr. Ron Atkins Chemistry Division China Lake, California 93555	1
Naval Civil Engineering Laboratory Attn: Dr. R. W. Drisko, Code L52 Port Hueneme, California 93401	1	Scientific Advisor Commandant of the Marine Corps Code RD-1 Washington, D.C. 20380	1
Defense Technical Information Center Building 5, Cameron Station Alexandria, Virginia 22314	12 high quality	U.S. Army Research Office Attn: CRD-AA-IP P.O. Box 12211 Research Triangle Park, NC 27709	1
DTNSRDC Attn: Dr. H. Singerman Applied Chemistry Division Annapolis, Maryland 21401	1	Mr. John Boyle Materials Branch Naval Ship Engineering Center Philadelphia, Pennsylvania 19112	1
Dr. William Tolles Superintendent Chemistry Division, Code 6100 Naval Research Laboratory Washington, D.C. 20375-5000	1	Naval Ocean Systems Center Attn: Dr. S. Yamamoto Marine Sciences Division San Diego, California 91232	1
		Dr. David L. Nelson Chemistry Division Office of Naval Research 800 North Quincy Street Arlington, Virginia 22217	1

ABSTRACTS DISTRIBUTION LIST, 056/625/629

Dr. J. E. Jensen
Hughes Research Laboratory
3011 Malibu Canyon Road
Malibu, California 90265

Dr. C. B. Harris
Department of Chemistry
University of California
Berkeley, California 94720

Dr. J. H. Weaver
Department of Chemical Engineering
and Materials Science
University of Minnesota
Minneapolis, Minnesota 55455

Dr. F. Kutzler
Department of Chemistry
Box 5055
Tennessee Technological University
Cookeville, Tennessee 38501

Dr. A. Reisman
Microelectronics Center of North Carolina
Research Triangle Park, North Carolina
27709

Dr. D. DiLella
Chemistry Department
George Washington University
Washington D.C. 20052

Dr. M. Grunze
Laboratory for Surface Science and
Technology
University of Maine
Orono, Maine 04469

Dr. R. Reeves
Chemistry Department
Rensselaer Polytechnic Institute
Troy, New York 12181

Dr. J. Butler
Naval Research Laboratory
Code 6115
Washington D.C. 20375-5000

Dr. Steven M. George
Stanford University
Department of Chemistry
Stanford, CA 94305

Dr. L. Interante
Chemistry Department
Rensselaer Polytechnic Institute
Troy, New York 12181

Dr. Mark Johnson
Yale University
Department of Chemistry
New Haven, CT 06511-8118

Dr. Irvin Heard
Chemistry and Physics Department
Lincoln University
Lincoln University, Pennsylvania 19352

Dr. W. Knauer
Hughes Research Laboratory
3011 Malibu Canyon Road
Malibu, California 90265

Dr. K.J. Klaubunde
Department of Chemistry
Kansas State University
Manhattan, Kansas 66506

ABSTRACTS DISTRIBUTION LIST, 056/625/629

Dr. G. A. Somorjai
Department of Chemistry
University of California
Berkeley, California 94720

Dr. J. Murday
Naval Research Laboratory
Code 6170
Washington, D.C. 20375-5000

Dr. J. B. Hudson
Materials Division
Rensselaer Polytechnic Institute
Troy, New York 12181

Dr. Theodore E. Madey
Surface Chemistry Section
Department of Commerce
National Bureau of Standards
Washington, D.C. 20234

Dr. J. E. Demuth
IBM Corporation
Thomas J. Watson Research Center
P.O. Box 218
Yorktown Heights, New York 10598

Dr. M. G. Lagally
Department of Metallurgical
and Mining Engineering
University of Wisconsin
Madison, Wisconsin 53706

Dr. R. P. Van Duyne
Chemistry Department
Northwestern University
Evanston, Illinois 60637

Dr. J. M. White
Department of Chemistry
University of Texas
Austin, Texas 78712

Dr. D. E. Harrison
Department of Physics
Naval Postgraduate School
Monterey, California 93940

Dr. R. L. Park
Director, Center of Materials
Research
University of Maryland
College Park, Maryland 20742

Dr. W. T. Peria
Electrical Engineering Department
University of Minnesota
Minneapolis, Minnesota 55455

Dr. Keith H. Johnson
Department of Metallurgy and
Materials Science
Massachusetts Institute of Technology
Cambridge, Massachusetts 02139

Dr. S. Sibener
Department of Chemistry
James Franck Institute
5640 Ellis Avenue
Chicago, Illinois 60637

Dr. Arnold Green
Quantum Surface Dynamics Branch
Code 3817
Naval Weapons Center
China Lake, California 93555

Dr. A. Wold
Department of Chemistry
Brown University
Providence, Rhode Island 02912

Dr. S. L. Bernasek
Department of Chemistry
Princeton University
Princeton, New Jersey 08544

Dr. W. Kohn
Department of Physics
University of California, San Diego
La Jolla, California 92037

ABSTRACTS DISTRIBUTION LIST, 056/625/629

Dr. F. Carter
Code 6170
Naval Research Laboratory
Washington, D.C. 20375-5000

Dr. Richard Colton
Code 6170
Naval Research Laboratory
Washington, D.C. 20375-5000

Dr. Dan Pierce
National Bureau of Standards
Optical Physics Division
Washington, D.C. 20234

Dr. R. Stanley Williams
Department of Chemistry
University of California
Los Angeles, California 90024

Dr. R. P. Messmer
Materials Characterization Lab.
General Electric Company
Schenectady, New York 22217

Dr. Robert Gomer
Department of Chemistry
James Franck Institute
140 Ellis Avenue
Chicago, Illinois 60637

Dr. Ronald Lee
R301
Naval Surface Weapons Center
White Oak
Silver Spring, Maryland 20910

Dr. Paul Schoen
Code 6190
Naval Research Laboratory
Washington, D.C. 20375-5000

Dr. John T. Yates
Department of Chemistry
University of Pittsburgh
Pittsburgh, Pennsylvania 15260

Dr. Richard Greene
Code 5230
Naval Research Laboratory
Washington, D.C. 20375-5000

Dr. L. Kesmodel
Department of Physics
Indiana University
Bloomington, Indiana 47403

Dr. K. C. Janda
University of Pittsburgh
Chemistry Building
Pittsburg, PA 15260

Dr. E. A. Irene
Department of Chemistry
University of North Carolina
Chapel Hill, North Carolina 27514

Dr. Adam Heller
Bell Laboratories
Murray Hill, New Jersey 07974

Dr. Martin Fleischmann
Department of Chemistry
University of Southampton
Southampton 509 5MH
UNITED KINGDOM

Dr. H. Tachikawa
Chemistry Department
Jackson State University
Jackson, Mississippi 39217

Dr. John W. Wilkins
Cornell University
Laboratory of Atomic and
Solid State Physics
Ithaca, New York 14853

ABSTRACTS DISTRIBUTION LIST, 056/625/629

Dr. R. G. Wallis
 Department of Physics
 University of California
 Irvine, California 92664

Dr. D. Ramaker
 Chemistry Department
 George Washington University
 Washington, D.C. 20052

Dr. J. C. Hemminger
 Chemistry Department
 University of California
 Irvine, California 92717

Dr. T. F. George
 Chemistry Department
 University of Rochester
 Rochester, New York 14627

Dr. G. Rubloff
 IBM
 Thomas J. Watson Research Center
 P.O. Box 218
 Yorktown Heights, New York 10598

Dr. Horia Metiu
 Chemistry Department
 University of California
 Santa Barbara, California 93106

Dr. W. Goddard
 Department of Chemistry and Chemical
 Engineering
 California Institute of Technology
 Pasadena, California 91125

Dr. P. Hansma
 Department of Physics
 University of California
 Santa Barbara, California 93106

Dr. J. Baldeschwieler
 Department of Chemistry and
 Chemical Engineering
 California Institute of Technology
 Pasadena, California 91125

Dr. J. T. Keiser
 Department of Chemistry
 University of Richmond
 Richmond, Virginia 23173

Dr. R. W. Plummer
 Department of Physics
 University of Pennsylvania
 Philadelphia, Pennsylvania 19104

Dr. E. Yeager
 Department of Chemistry
 Case Western Reserve University
 Cleveland, Ohio 41106

Dr. N. Winograd
 Department of Chemistry
 Pennsylvania State University
 University Park, Pennsylvania 16802

Dr. Roald Hoffmann
 Department of Chemistry
 Cornell University
 Ithaca, New York 14853

Dr. A. Steckl
 Department of Electrical and
 Systems Engineering
 Rensselaer Polytechnic Institute
 Troy, New York 12181

Dr. G.H. Morrison
 Department of Chemistry
 Cornell University
 Ithaca, New York 14853