


1

L02

Department of Defense  
**SELECTED MEDICAL CARE STATISTICS**

Quarter Ending March 31, 1988



This document has been approved  
for public release and sales in  
distribution is unlimited.

**DTIC**  
ELECTE  
SEP 25 1989  
**SE**

DTIC File Copy

AD-A212 696

89 9 25-122

# Department of Defense Selected Medical Care Statistics

Quarter Ending March 31, 1988

*Washington Headquarters Services  
Directorate for Information  
Operations and Reports*

Accession For	
NTIS	<input checked="" type="checkbox"/>
GRA&I	<input checked="" type="checkbox"/>
DTIC	<input type="checkbox"/>
TAB	<input type="checkbox"/>
Unannounced	
Justification	
By _____	
Distribution/ _____	
Availability Codes	
Dist	Avail and/or
	Special
	A-1

~~FOR THIS WORK, THE GOVERNMENT IS PROVIDING SERVICES  
U.S. GOVERNMENT PRINTING OFFICE  
WASHINGTON, D.C. 20540~~

DTIC and NTIS Identification number for this publication is DIOR/LO2-88/02.



(11)

## FOREWORD

Selected Medical Care Statistics (SMCS) is a quarterly publication prepared by the Washington Headquarters Services, Directorate for Information Operations and Reports (WHS/DIOR) of the Office of the Secretary of Defense.

SMCS presents quarterly summary data concerning medical care provided at fixed military medical facilities located in (1) the United States and (2) outside the United States, in territories, possessions and foreign countries. This publication contains pie charts which are based on the percent of the worldwide DoD total for each of the categories. Admissions and beds occupied by dependents of other uniformed personnel (PHS, CG, NOAA) are less than one percent and are included in the other category. *Keywords: Tables, Data, Statistics, Defense*

This publication is generated from a computerized data base developed and maintained in consonance with Department of Defense Instruction (DoDI) 6015.14, November 14, 1977, under Reports Control Symbol HA(Q)1474 by the Manpower Management Information Division of WHS/DIOR.

## TABLE OF CONTENTS

TABLE NUMBER		PAGE
Table 1.1	Operating Beds/Operating Bassinets/Beds Occupied - Worldwide.....	1
Figure 1.1	Beds Occupied - Percent of DoD Total Worldwide.....	3
Table 1.2	Operating Beds/Operating Bassinets/Beds Occupied - United States.....	4
Table 1.3	Operating Beds/Operating Bassinets/Beds Occupied - Outside United States.....	6
Table 2.1	Admissions - Worldwide.....	8
Figure 2.1	Admissions - Percent of DoD Total Worldwide.....	10
Table 2.2	Admissions - United States.....	11
Table 2.3	Admissions - Outside United States.....	13
Table 3.1	Outpatient Visits and Live Births - Worldwide.....	15
Figure 3.1	Outpatient Visits - Percent of Worldwide Total.....	17
Table 3.2	Outpatient Visits and Live Births - United States.....	18
Table 3.3	Outpatient Visits and Live Births - Outside United States.....	20
	GLOSSARY.....	23

**TABLE 1.1  
DEPARTMENT OF DEFENSE  
SELECTED DATA CONCERNING MEDICAL CARE  
PROVIDED AT FIXED MILITARY FACILITIES  
FOR QUARTER ENDING MARCH 31, 1988**

OPERATING BEDS - WORLDWIDE		DOD TOTAL	ARMY FACILITIES	NAVY FACILITIES	AIR FORCE FACILITIES
1.	NUMBER OF OPERATING BEDS - TOTAL	15,674	7,098	3,357	5,219
2.	NUMBER OF OPERATING BASSINETS - TOTAL	1,887	581	229	1,077
3.	NUMBER OF BEDS OCCUPIED (DAILY AVERAGE) - TOTAL	13,499	6,584	2,814	4,101
4.	BEDS OCCUPIED BY US ACTIVE DUTY UNIFORMED PERSONNEL - TOTAL	5,350	2,518	1,534	1,298
A.	MILITARY - TOTAL	5,302	2,507	1,511	1,284
	(1) ARMY	2,366	2,149	57	160
	(2) NAVY-MARINE CORPS	1,687	169	1,409	109
	(3) AIR FORCE	1,249	189	45	1,015
B.	OTHER UNIFORMED PERSONNEL (PHS,CG,NOAA) - TOTAL	48	11	23	14
5.	BEDS OCCUPIED BY RETIRED US UNIFORMED PERSONNEL - TOTAL	2,143	1,099	302	742
A.	RETIRED MILITARY - TOTAL	2,122	1,093	294	735
	(1) ARMY	898	720	43	135
	(2) NAVY-MARINE CORPS	455	134	206	115
	(3) AIR FORCE	769	239	45	485
B.	OTHER RETIRED UNIFORMED PERSONNEL (PHS,CG,NOAA) - TOTAL	21	6	8	7

Prepared by: Washington Headquarters Services  
Directorate for Information  
Operations and Reports

**TABLE 1.1  
DEPARTMENT OF DEFENSE  
SELECTED DATA CONCERNING MEDICAL CARE  
PROVIDED AT FIXED MILITARY FACILITIES  
FOR QUARTER ENDING MARCH 31, 1988**

OPERATING BEDS - WORLDWIDE	DOD TOTAL	ARMY FACILITIES	NAVY FACILITIES	AIR FORCE FACILITIES
BEDS OCCUPIED BY DEPENDENTS OF US ACTIVE DUTY MILITARY PERSONNEL	- TOTAL	1,749	659	1,267
(1) ARMY	1,596	1,415	42	139
(2) NAVY-MARINE CORPS	808	134	561	113
(3) AIR FORCE	1,271	200	56	1,015
BEDS OCCUPIED BY DEPENDENTS OF RETIRED AND DECEASED US MILITARY PERSONNEL	- TOTAL	829	244	686
(1) ARMY	732	555	41	136
(2) NAVY-MARINE CORPS	360	96	166	98
(3) AIR FORCE	667	178	37	452
BEDS OCCUPIED BY DEPENDENTS OF OTHER UNIFORMED PERSONNEL (PHS,CG,NOAA)	- TOTAL	15	12	15
BEDS OCCUPIED BY ALL OTHER BENEFICIARIES	- TOTAL	374	63	93

Prepared by: Washington Headquarters Services  
Directorate for Information  
Operations and Reports

# OPERATING BEDS—PERCENT OF DoD TOTAL WORLDWIDE

QUARTER ENDING MARCH 31, 1988

ACTIVE DUTY  
39.7 %

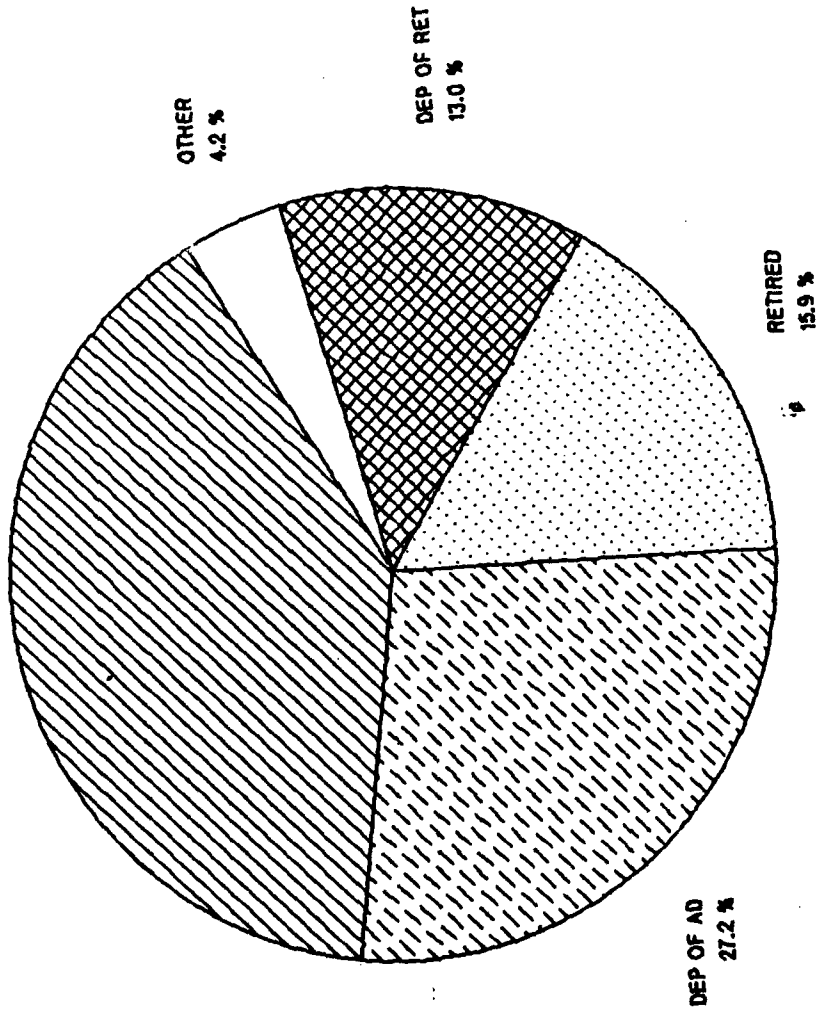


FIGURE 1.1

Prepared by: Washington Headquarters Services  
Directorate for Information  
Operations and Reports

**TABLE 1.2  
DEPARTMENT OF DEFENSE  
SELECTED DATA CONCERNING MEDICAL CARE  
PROVIDED AT FIXED MILITARY FACILITIES  
FOR QUARTER ENDING MARCH 31, 1988**

OPERATING BEDS - UNITED STATES		DOD TOTAL	ARMY FACILITIES	NAVY FACILITIES	AIR FORCE FACILITIES
1. NUMBER OF OPERATING BEDS	- TOTAL	13,250	5,714	2,969	4,567
2. NUMBER OF OPERATING BASSINETS	- TOTAL	1,542	432	187	923
3. NUMBER OF BEDS OCCUPIED (DAILY AVERAGE)	- TOTAL	11,481	5,439	2,476	3,566
4. BEDS OCCUPIED BY US ACTIVE DUTY UNIFORMED PERSONNEL	- TOTAL	4,329	1,922	1,348	1,059
A. MILITARY	- TOTAL	4,282	1,911	1,326	1,045
(1) ARMY		1,790	1,611	51	128
(2) NAVY-MARINE CORPS		1,488	154	1,244	90
(3) AIR FORCE		1,004	146	31	827
B. OTHER UNIFORMED PERSONNEL (PHS, CG, NOAA)	- TOTAL	47	11	22	14
5. BEDS OCCUPIED BY RETIRED US UNIFORMED PERSONNEL	- TOTAL	2,073	1,066	288	719
A. RETIRED MILITARY	- TOTAL	2,052	1,060	280	712
(1) ARMY		865	695	40	130
(2) NAVY-MARINE CORPS		438	132	197	109
(3) AIR FORCE		749	233	43	473
B. OTHER RETIRED UNIFORMED PERSONNEL (PHS, CG, NOAA)	- TOTAL	21	6	8	7

Prepared by: Washington Headquarters Services  
Directorate for Information  
Operations and Reports

**TABLE 1.2  
DEPARTMENT OF DEFENSE  
SELECTED DATA CONCERNING MEDICAL CARE  
PROVIDED AT FIXED MILITARY FACILITIES  
FOR QUARTER ENDING MARCH 31, 1988**

<b>OPERATING BEDS - UNITED STATES</b>	<b>DOD TOTAL</b>	<b>ARMY FACILITIES</b>	<b>NAVY FACILITIES</b>	<b>AIR FORCE FACILITIES</b>
<b>6. BEDS OCCUPIED BY DEPENDENTS OF US ACTIVE DUTY MILITARY PERSONNEL</b>	- TOTAL	1,314	545	1,027
(1) ARMY	1,183	1,044	33	106
(2) NAVY-MARINE CORPS	705	128	484	93
(3) AIR FORCE	998	142	28	828
<b>7. BEDS OCCUPIED BY DEPENDENTS OF RETIRED AND DECEASED US MILITARY PERSONNEL</b>	- TOTAL	811	234	671
(1) ARMY	715	542	39	134
(2) NAVY-MARINE CORPS	348	95	160	93
(3) AIR FORCE	653	174	35	444
<b>8. BEDS OCCUPIED BY DEPENDENTS OF OTHER UNIFORMED PERSONNEL (PHS, CG, NOAA)</b>	- TOTAL	15	12	15
<b>9. BEDS OCCUPIED BY ALL OTHER BENEFICIARIES</b>	- TOTAL	311	49	75

Prepared by: Washington Headquarters Services  
Directorate for Information  
Operations and Reports

**TABLE 1.3  
DEPARTMENT OF DEFENSE  
SELECTED DATA CONCERNING MEDICAL CARE  
PROVIDED AT FIXED MILITARY FACILITIES  
FOR QUARTER ENDING MARCH 31, 1988**

OPERATING BEDS - OUTSIDE UNITED STATES	DOD TOTAL	ARMY FACILITIES	NAVY FACILITIES	AIR FORCE FACILITIES
1. NUMBER OF OPERATING BEDS - TOTAL	2,424	1,384	388	652
2. NUMBER OF OPERATING BASSINETS - TOTAL	345	149	42	154
3. NUMBER OF BEDS OCCUPIED (DAILY AVERAGE) - TOTAL	2,018	1,145	338	535
4. BEDS OCCUPIED BY US ACTIVE DUTY UNIFORMED PERSONNEL - TOTAL	1,021	596	186	239
A. MILITARY - TOTAL	1,020	596	185	239
(1) ARMY	576	538	6	32
(2) NAVY-MARINE CORPS	199	15	165	19
(3) AIR FORCE	245	43	14	188
B. OTHER UNIFORMED PERSONNEL (PHS, CG, NOAA) - TOTAL	1	0	1	0
5. BEDS OCCUPIED BY RETIRED US UNIFORMED PERSONNEL - TOTAL	70	33	14	23
A. RETIRED MILITARY - TOTAL	70	33	14	23
(1) ARMY	33	25	3	5
(2) NAVY-MARINE CORPS	17	2	9	6
(3) AIR FORCE	20	6	2	12
B. OTHER RETIRED UNIFORMED PERSONNEL (PHS, CG, NOAA) - TOTAL	0	0	0	0

Prepared by: Washington Headquarters Services  
Directorate for Information  
Operations and Reports

**TABLE 1.3  
DEPARTMENT OF DEFENSE  
SELECTED DATA CONCERNING MEDICAL CARE  
PROVIDED AT FIXED MILITARY FACILITIES  
FOR QUARTER ENDING MARCH 31, 1988**

<b>OPERATING BEDS - OUTSIDE UNITED STATES</b>	<b>DOD TOTAL</b>	<b>ARMY FACILITIES</b>	<b>NAVY FACILITIES</b>	<b>AIR FORCE FACILITIES</b>
<b>6. BEDS OCCUPIED BY DEPENDENTS OF US ACTIVE DUTY MILITARY PERSONNEL</b>	<b>- TOTAL</b>	435	114	240
(1) ARMY	413	371	9	33
(2) NAVY-MARINE CORPS	103	6	77	20
(3) AIR FORCE	273	58	28	187
<b>7. BEDS OCCUPIED BY DEPENDENTS OF RETIRED AND DECEASED US MILITARY PERSONNEL</b>	<b>- TOTAL</b>	18	10	15
(1) ARMY	17	13	2	2
(2) NAVY-MARINE CORPS	12	1	6	5
(3) AIR FORCE	14	4	2	8
<b>8. BEDS OCCUPIED BY DEPENDENTS OF OTHER UNIFORMED PERSONNEL (PHS,CG,NOAA)</b>	<b>- TOTAL</b>	0	0	0
<b>9. BEDS OCCUPIED BY ALL OTHER BENEFICIARIES</b>	<b>- TOTAL</b>	63	14	18

Prepared by: Washington Headquarters Services  
Directorate for Information  
Operations and Reports

**TABLE 2.1  
DEPARTMENT OF DEFENSE  
SELECTED DATA CONCERNING MEDICAL CARE  
PROVIDED AT FIXED MILITARY FACILITIES  
FOR QUARTER ENDING MARCH 31, 1988**

ADMISSIONS - WORLDWIDE		DOD TOTAL	ARMY FACILITIES	NAVY FACILITIES	AIR FORCE FACILITIES
10. NUMBER OF ADMISSIONS	- TOTAL	239,808	114,195	49,742	75,871
11. ADMISSIONS OF US ACTIVE DUTY UNIFORMED PERSONNEL	- TOTAL	78,679	35,689	21,699	21,291
A. MILITARY	- TOTAL	78,003	35,514	21,374	21,115
(1) ARMY		33,484	31,170	595	1,719
(2) NAVY-MARINE CORPS		23,073	1,927	20,037	1,109
(3) AIR FORCE		21,446	2,417	742	18,287
B. OTHER UNIFORMED PERSONNEL (PHS, CG, NOAA)	- TOTAL	676	175	325	176
12. ADMISSIONS OF RETIRED US UNIFORMED PERSONNEL	- TOTAL	28,000	14,256	4,393	9,351
A. ADMISSIONS OF RETIRED MILITARY		27,746	14,166	4,305	9,275
(1) ARMY		11,880	9,531	676	1,673
(2) NAVY-MARINE CORPS		6,020	1,674	2,989	1,357
(3) AIR FORCE		9,846	2,961	640	6,245
B. ADMISSIONS OF OTHER RETIRED UNIFORMED PERSONNEL (PHS, CG, NOAA)	- TOTAL	254	90	88	76

Prepared by: Washington Headquarters Services  
Directorate for Information  
Operations and Reports

**TABLE 2.1  
DEPARTMENT OF DEFENSE  
SELECTED DATA CONCERNING MEDICAL CARE  
PROVIDED AT FIXED MILITARY FACILITIES  
FOR QUARTER ENDING MARCH 31, 1988**

ADMISSIONS - WORLDWIDE		DOD TOTAL	ARMY FACILITIES	NAVY FACILITIES	AIR FORCE FACILITIES
13.	ADMISSIONS OF DEPENDENTS OF US ACTIVE DUTY PERSONNEL (PHS,CG,NOAA) - TOTAL	96,150	45,271	18,359	32,520
	A. ARMY	41,332	37,428	959	2,945
	B. NAVY-MARINE CORPS	21,838	3,355	15,881	2,602
	C. AIR FORCE	32,980	4,488	1,519	26,973
14.	ADMISSIONS OF DEPENDENTS OF RETIRED AND DECEASED US MILITARY PERSONNEL - TOTAL	27,243	12,711	4,063	10,469
	A. ARMY	11,315	8,687	666	1,962
	B. NAVY-MARINE CORPS	5,741	1,423	2,792	1,526
	C. AIR FORCE	10,187	2,601	605	6,981
15.	ADMISSIONS OF DEPENDENTS OF OTHER UNIFORMED PERSONNEL (PHS,CG,NOAA) - TOTAL	971	308	276	387
16.	ADMISSIONS OF ALL OTHER BENEFICIARIES - TOTAL	8,765	5,960	952	1,853

Prepared by: Washington Headquarters Services  
Directorate for Information  
Operations and Reports

# ADMISSIONS—PERCENT OF DoD TOTAL WORLDWIDE

QUARTER ENDING MARCH 31, 1988

DEP OF AD  
40.0 %

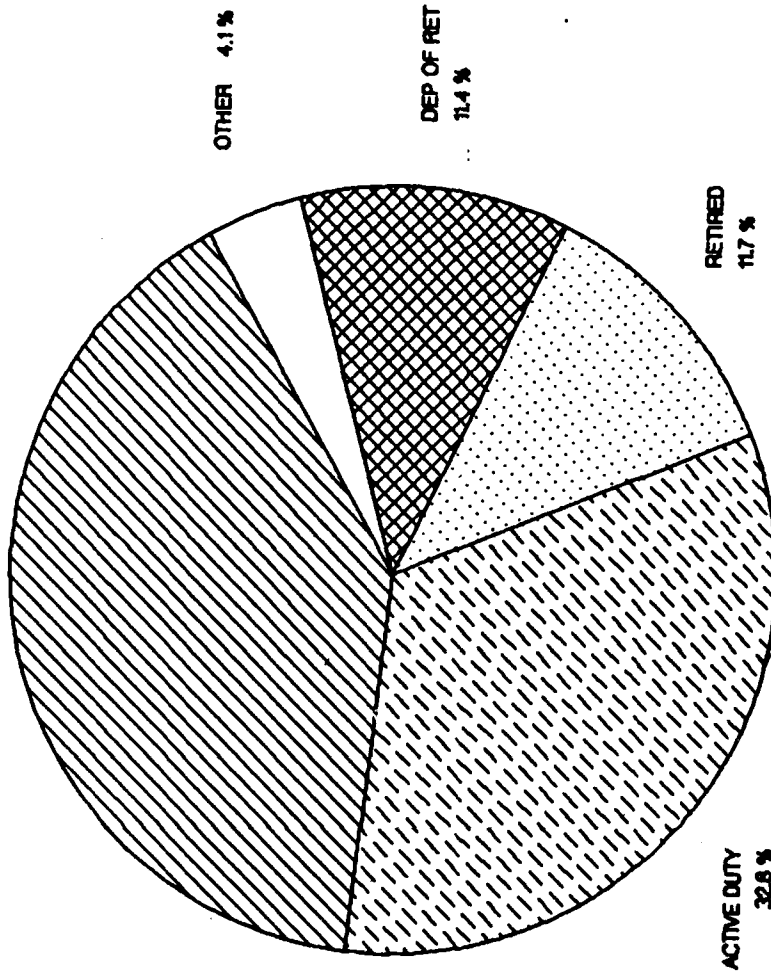


FIGURE 2.1

Prepared by: Washington Headquarters Services  
Directorate for Information  
Operations and Reports

**TABLE 2.2  
DEPARTMENT OF DEFENSE  
SELECTED DATA CONCERNING MEDICAL CARE  
PROVIDED AT FIXED MILITARY FACILITIES  
FOR QUARTER ENDING MARCH 31, 1988**

ADMISSIONS - UNITED STATES		DOD TOTAL	ARMY FACILITIES	NAVY FACILITIES	AIR FORCE FACILITIES
10.	NUMBER OF ADMISSIONS	- TOTAL	93,153	42,399	64,937
11.	ADMISSIONS OF US ACTIVE DUTY UNIFORMED PERSONNEL	- TOTAL	27,347	18,663	16,996
	A. MILITARY	- TOTAL	27,172	18,363	16,821
	(1) ARMY	25,406	23,721	495	1,190
	(2) NAVY-MARINE CORPS	20,032	1,744	17,446	842
	(3) AIR FORCE	16,918	1,707	422	14,789
	B. OTHER UNIFORMED PERSONNEL (PHS, CG, NOAA)	650	175	300	175
12.	ADMISSIONS OF RETIRED US UNIFORMED PERSONNEL	- TOTAL	13,796	4,148	9,095
	A. ADMISSIONS OF RETIRED MILITARY	26,789	13,706	4,062	9,021
	(1) ARMY	11,397	9,179	607	1,611
	(2) NAVY-MARINE CORPS	5,788	1,651	2,844	1,293
	(3) AIR FORCE	9,604	2,876	611	6,117
	B. ADMISSIONS OF OTHER RETIRED UNIFORMED PERSONNEL (PHS, CG, NOAA)	250	90	86	74

Prepared by: Washington Headquarters Services  
Directorate for Information  
Operations and Reports

**TABLE 2.2  
DEPARTMENT OF DEFENSE  
SELECTED DATA CONCERNING MEDICAL CARE  
PROVIDED AT FIXED MILITARY FACILITIES  
FOR QUARTER ENDING MARCH 31, 1988**

ADMISSIONS - UNITED STATES	DOD TOTAL	ARMY FACILITIES	NAVY FACILITIES	AIR FORCE FACILITIES
13. ADMISSIONS OF DEPENDENTS OF US ACTIVE DUTY PERSONNEL (PHS, CG, NOAA) - TOTAL	76,010	34,334	14,843	26,833
A. ARMY	31,007	28,065	737	2,205
B. NAVY-MARINE CORPS	19,038	3,231	13,518	2,289
C. AIR FORCE	25,965	3,038	588	22,339
14. ADMISSIONS OF DEPENDENTS OF RETIRED AND DECEASED US MILITARY PERSONNEL - TOTAL	26,556	12,454	3,860	10,242
A. ARMY	11,025	8,510	597	1,918
B. NAVY-MARINE CORPS	5,561	1,408	2,694	1,459
C. AIR FORCE	9,970	2,536	569	6,865
15. ADMISSIONS OF DEPENDENTS OF OTHER UNIFORMED PERSONNEL (PHS, CG, NOAA) - TOTAL	956	305	266	385
16. ADMISSIONS OF ALL OTHER BENEFICIARIES - TOTAL	6,922	4,917	619	1,386

Prepared by: Washington Headquarters Services  
Directorate for Information  
Operations and Reports

**TABLE 2.3  
DEPARTMENT OF DEFENSE  
SELECTED DATA CONCERNING MEDICAL CARE  
PROVIDED AT FIXED MILITARY FACILITIES  
FOR QUARTER ENDING MARCH 31, 1988**

ADMISSIONS - OUTSIDE UNITED STATES		DOD TOTAL	ARMY FACILITIES	NAVY FACILITIES	AIR FORCE FACILITIES
10.	NUMBER OF ADMISSIONS	- TOTAL	21,042	7,343	10,934
11.	ADMISSIONS OF US ACTIVE DUTY UNIFORMED PERSONNEL	- TOTAL	8,342	3,036	4,295
	A. MILITARY	- TOTAL	8,342	3,011	4,294
	(1) ARMY	8,078	7,449	100	529
	(2) NAVY-MARINE CORPS	3,041	183	2,591	267
	(3) AIR FORCE	4,528	710	320	3,498
	B. OTHER UNIFORMED PERSONNEL (PHS,CG,NOAA)	- TOTAL	0	25	1
12.	ADMISSIONS OF RETIRED US UNIFORMED PERSONNEL	- TOTAL	460	245	256
	A. ADMISSIONS OF RETIRED MILITARY	- TOTAL	460	243	254
	(1) ARMY	483	352	69	62
	(2) NAVY-MARINE CORPS	232	23	145	64
	(3) AIR FORCE	242	85	29	128
	B. ADMISSIONS OF OTHER RETIRED UNIFORMED PERSONNEL (PHS,CG,NOAA)	- TOTAL	0	2	2

Prepared by: Washington Headquarters Services  
Directorate for Information  
Operations and Reports

**TABLE 2.3  
DEPARTMENT OF DEFENSE  
SELECTED DATA CONCERNING MEDICAL CARE  
PROVIDED AT FIXED MILITARY FACILITIES  
FOR QUARTER ENDING MARCH 31, 1988**

ADMISSIONS - OUTSIDE UNITED STATES	DOD TOTAL	ARMY FACILITIES	NAVY FACILITIES	AIR FORCE FACILITIES
13. ADMISSIONS OF DEPENDENTS OF US ACTIVE DUTY PERSONNEL (PHS,CG,NOAA) - TOTAL	20,140	10,937	3,516	5,687
A. ARMY	10,325	9,363	222	740
B. NAVY-MARINE CORPS	2,800	124	2,363	313
C. AIR FORCE	7,015	1,450	931	4,634
14. ADMISSIONS OF DEPENDENTS OF RETIRED AND DECEASED US MILITARY PERSONNEL - TOTAL	687	257	203	227
A. ARMY	290	177	69	44
B. NAVY-MARINE CORPS	180	15	98	67
C. AIR FORCE	217	65	36	116
15. ADMISSIONS OF DEPENDENTS OF OTHER UNIFORMED PERSONNEL (PHS,CG,NOAA) - TOTAL	15	3	10	2
16. ADMISSIONS OF ALL OTHER BENEFICIARIES - TOTAL	1,843	1,043	333	467

Prepared by: Washington Headquarters Services  
Directorate for Information  
Operations and Reports

**TABLE 3.1**  
**DEPARTMENT OF DEFENSE**  
**SELECTED DATA CONCERNING MEDICAL CARE**  
**PROVIDED AT FIXED MILITARY FACILITIES**  
**FOR QUARTER ENDING MARCH 31, 1988**

OUTPATIENT VISITS - WORLDWIDE	DOD TOTAL	ARMY FACILITIES	NAVY FACILITIES	AIR FORCE FACILITIES
17. NUMBER OF OUTPATIENT VISITS - TOTAL	12,002,752	5,347,956	2,370,153	4,284,643
18. OUTPATIENT VISITS BY US ACTIVE DUTY UNIFORMED PERSONNEL	4,818,589	2,136,986	1,239,096	1,442,507
A. MILITARY	4,798,456	2,131,031	1,229,786	1,437,639
(1) ARMY	2,095,011	2,018,292	18,445	58,274
(2) NAVY-MARINE CORPS	1,287,350	52,195	1,198,115	37,040
(3) AIR FORCE	1,416,095	60,544	13,226	1,342,325
B. OTHER UNIFORMED PERSONNEL (PHS, CG, NOAA)	20,133	5,955	9,310	4,868
19. OUTPATIENT VISITS BY RETIRED US UNIFORMED PERSONNEL - TOTAL	1,059,692	481,964	142,174	435,554
20. OUTPATIENT VISITS BY DEPENDENTS OF US ACTIVE DUTY UNIFORMED PERSONNEL	4,137,518	1,822,082	645,425	1,670,011
A. DEPENDENTS OF MILITARY PERSONNEL	4,109,238	1,813,772	637,478	1,657,988
(1) ARMY	1,715,948	1,580,978	25,709	109,261
(2) NAVY-MARINE CORPS	765,278	102,980	586,789	75,509
(3) AIR FORCE	1,628,012	129,814	24,980	1,473,218
B. DEPENDENTS OF OTHER UNIFORMED PERSONNEL (PHS, CG, NOAA)	28,280	8,310	7,947	12,023

Prepared by: Washington Headquarters Services  
 Directorate for Information  
 Operations and Reports

**TABLE 3.1  
DEPARTMENT OF DEFENSE  
SELECTED DATA CONCERNING MEDICAL CARE  
PROVIDED AT FIXED MILITARY FACILITIES  
FOR QUARTER ENDING MARCH 31, 1988**

OUTPATIENT VISITS - WORLDWIDE	DOD TOTAL	ARMY FACILITIES	NAVY FACILITIES	AIR FORCE FACILITIES
21. OUTPATIENT VISITS BY DEPENDENTS OF RETIRED AND DECEASED US UNIFORMED PERSONNEL - TOTAL	1,331,538	559,542	154,715	617,281
22. OUTPATIENT VISITS BY ALL OTHER BENEFICIARIES - TOTAL	655,415	347,382	188,743	119,290
23. NUMBER OF LIVE BIRTHS - TOTAL	24,507	10,703	5,259	8,545

Prepared by: Washington Headquarters Services  
Directorate for Information  
Operations and Reports

OUTPATIENT VISITS-PERCENT OF WORLDWIDE TOTAL

QUARTER ENDING MARCH 31, 1988

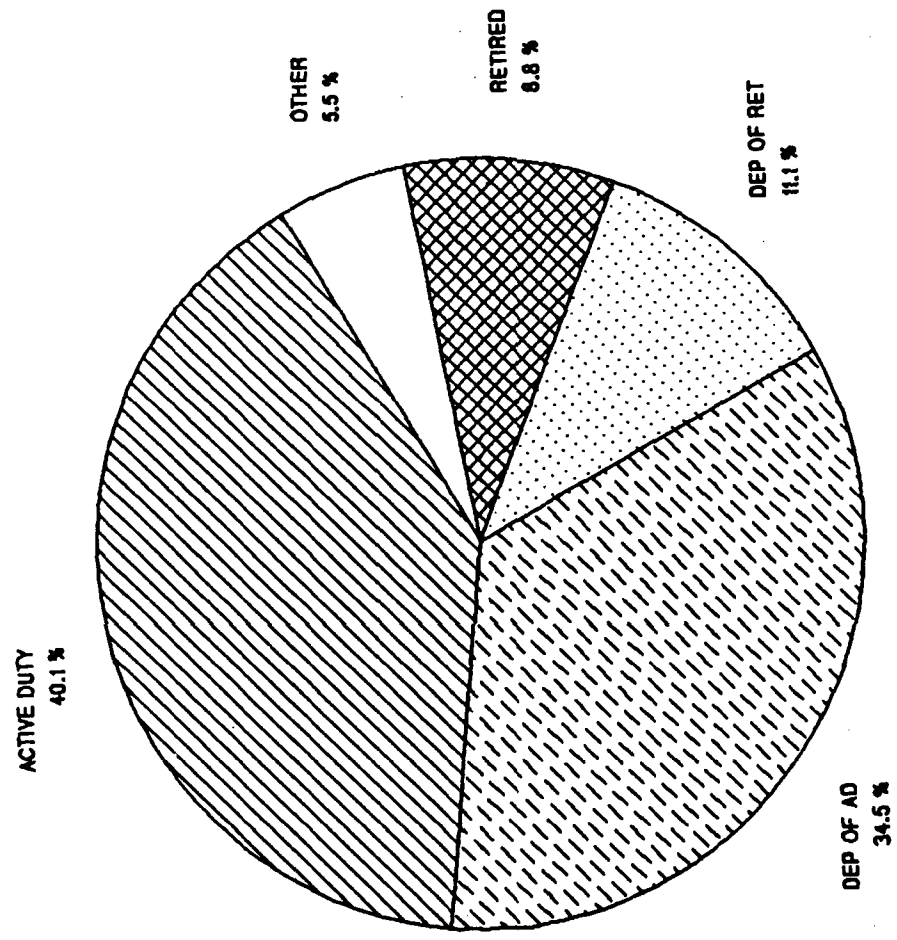


FIGURE 3.1

Prepared by: Washington Headquarters Services  
Directorate for Information  
Operations and Reports

**TABLE 3.2  
DEPARTMENT OF DEFENSE  
SELECTED DATA CONCERNING MEDICAL CARE  
PROVIDED AT FIXED MILITARY FACILITIES  
FOR QUARTER ENDING MARCH 31, 1988**

	OUTPATIENT VISITS - UNITED STATES	DOD TOTAL	ARMY FACILITIES	NAVY FACILITIES	AIR FORCE FACILITIES
17. NUMBER OF OUTPATIENT VISITS	- TOTAL	9,977,090	4,279,811	2,075,798	3,621,481
18. OUTPATIENT VISITS BY US ACTIVE DUTY UNIFORMED PERSONNEL	- TOTAL	3,855,684	1,611,108	1,102,676	1,141,900
A. MILITARY	- TOTAL	3,836,398	1,605,189	1,094,100	1,137,109
(1) ARMY		1,564,226	1,511,285	15,207	37,734
(2) NAVY-MARINE CORPS		1,148,206	48,169	1,071,341	28,696
(3) AIR FORCE		1,123,966	45,735	7,552	1,070,679
B. OTHER UNIFORMED PERSONNEL (PHS,CG,NOAA)	- TOTAL	19,286	5,919	8,576	4,791
19. OUTPATIENT VISITS BY RETIRED US UNIFORMED PERSONNEL	- TOTAL	1,027,756	468,086	133,572	426,098
20. OUTPATIENT VISITS BY DEPENDENTS OF US ACTIVE DUTY UNIFORMED PERSONNEL	- TOTAL	3,252,612	1,365,273	539,410	1,347,929
A. DEPENDENTS OF MILITARY PERSONNEL	- TOTAL	3,225,394	1,357,008	531,993	1,336,393
(1) ARMY		1,255,662	1,157,051	20,476	78,135
(2) NAVY-MARINE CORPS		665,900	98,337	498,875	68,688
(3) AIR FORCE		1,303,832	101,620	12,642	1,189,570
B. DEPENDENTS OF OTHER UNIFORMED PERSONNEL (PHS,CG,NOAA)	- TOTAL	27,218	8,265	7,417	11,536

Prepared by: Washington Headquarters Services  
Directorate for Information  
Operations and Reports

**TABLE 3.2  
DEPARTMENT OF DEFENSE  
SELECTED DATA CONCERNING MEDICAL CARE  
PROVIDED AT FIXED MILITARY FACILITIES  
FOR QUARTER ENDING MARCH 31, 1988**

<b>OUTPATIENT VISITS - UNITED STATES</b>		<b>DOD TOTAL</b>	<b>ARMY FACILITIES</b>	<b>NAVY FACILITIES</b>	<b>AIR FORCE FACILITIES</b>
21.	OUTPATIENT VISITS BY DEPENDENTS OF RETIRED AND DECEASED US UNIFORMED PERSONNEL	- TOTAL 1,303,679	550,604	145,273	607,802
22.	OUTPATIENT VISITS BY ALL OTHER BENEFICIARIES	- TOTAL 537,359	284,740	154,867	97,752
23.	NUMBER OF LIVE BIRTHS	- TOTAL 19,222	7,924	4,189	7,109

Prepared by: Washington Headquarters Services  
Directorate for Information  
Operations and Reports

**TABLE 3.3  
DEPARTMENT OF DEFENSE  
SELECTED DATA CONCERNING MEDICAL CARE  
PROVIDED AT FIXED MILITARY FACILITIES  
FOR QUARTER ENDING MARCH 31, 1988**

OUTPATIENT VISITS - OUTSIDE UNITED STATES		DOD TOTAL	ARMY FACILITIES	NAVY FACILITIES	AIR FORCE FACILITIES
17.	NUMBER OF OUTPATIENT VISITS - TOTAL	2,025,662	1,068,145	294,355	663,162
18.	OUTPATIENT VISITS BY US ACTIVE DUTY UNIFORMED PERSONNEL	962,905	525,878	136,420	300,607
	A. MILITARY	962,058	525,842	135,686	300,530
	(1) ARMY	530,785	507,007	3,238	20,540
	(2) NAVY-MARINE CORPS	139,144	4,026	126,774	8,344
	(3) AIR FORCE	292,129	14,809	5,674	271,646
	B. OTHER UNIFORMED PERSONNEL (PHS,CG,NOAA) - TOTAL	847	36	734	77
19.	OUTPATIENT VISITS BY RETIRED US UNIFORMED PERSONNEL - TOTAL	31,936	13,878	8,602	9,456
20.	OUTPATIENT VISITS BY DEPENDENTS OF US ACTIVE DUTY UNIFORMED PERSONNEL	884,906	456,809	106,015	322,082
	A. DEPENDENTS OF MILITARY PERSONNEL	883,844	456,764	105,485	321,595
	(1) ARMY	460,286	423,927	5,233	31,126
	(2) NAVY-MARINE CORPS	99,378	4,643	87,914	6,821
	(3) AIR FORCE	324,180	28,194	12,338	283,648
	B. DEPENDENTS OF OTHER UNIFORMED PERSONNEL (PHS,CG,NOAA) - TOTAL	1,062	45	530	487

Prepared by: Washington Headquarters Services  
Directorate for Information  
Operations and Reports

**TABLE 3.3  
DEPARTMENT OF DEFENSE  
SELECTED DATA CONCERNING MEDICAL CARE  
PROVIDED AT FIXED MILITARY FACILITIES  
FOR QUARTER ENDING MARCH 31, 1988**

OUTPATIENT VISITS - OUTSIDE UNITED STATES	DOD TOTAL	ARMY FACILITIES	NAVY FACILITIES	AIR FORCE FACILITIES
21. OUTPATIENT VISITS BY DEPENDENTS OF RETIRED AND DECEASED US UNIFORMED PERSONNEL - TOTAL	27,859	8,938	9,442	9,479
22. OUTPATIENT VISITS BY ALL OTHER BENEFICIARIES - TOTAL	118,056	62,642	33,876	21,538
23. NUMBER OF LIVE BIRTHS - TOTAL	5,285	2,779	1,070	1,436

Prepared by: Washington Headquarters Services  
Directorate for Information  
Operations and Reports

21/22

## GLOSSARY

Admission. An admission is the act of placing an individual under treatment or observation in a medical center or a hospital. The day of admission is the day on which the medical center or hospital makes a formal acceptance of the patient who is to be provided with room, board, and continuous nursing service in an area of the hospital where patients normally stay at least overnight. If both an admission and discharge occur on the same day, then that day is considered as a day of admission and shall be counted as one occupied bed day. The admission of a newborn is deemed to occur at time of birth.

Live Births. A live birth is the complete expulsion or extraction from its mother of a product of conception, irrespective of the duration of pregnancy which after such separation, breathes or shows any other evidence of life such as beating of the heart, pulsation of the umbilical cord, or definite movement of voluntary muscles, whether or not the umbilical cord has been cut, or the placenta is attached; each such product of such a birth is considered liveborn.

Occupied Bed. A bed assigned as of midnight to a patient, to include a patient on pass or liberty not in excess of 72 hours, and any bassinets assigned to a newborn infant whose mother has been discharged from the hospital. The definition excludes: any bed assigned to a patient subsisting out, on leave, or absent without leave, and any bed occupied by a transient patient.

Operating Bed. A bed that is currently set up and ready in all respects for the care of a patient. It must include supporting space, equipment and staff to operate under normal circumstances. Excluded are nursery bassinets and transient patients' beds.

Operating Bassinet. A bed designed for the care of an infant that is currently set up in the newborn nursery and ready in all respects for use. It must include support space, equipment and staff to operate under normal circumstances. Excluded are infant transporters.

Outpatient Visits. Visits made to each dispensary or separate, organized clinic of a fixed medical treatment facility for medical advice, examination, diagnosis, treatment, evaluation, consultation, or counseling, including visits by military patients who are excused from duty for medical reasons but who have not been admitted for inpatient care in a facility authorized beds for inpatient care and any visits made incident to complete physicals or flight physicals.