



THE FILE COPY

12

L02

Department of Defense  
**SELECTED MEDICAL CARE STATISTICS**

Quarter Ending June 30, 1989

AD-A213 476

DTIC  
EXECTE  
OCT 20 1989  
S D



DISTRIBUTION STATEMENT A  
Approved for public release  
Distribution Unlimited

# Department of Defense Selected Medical Care Statistics

Quarter Ending June 30, 1989

*Washington Headquarters Services  
Directorate for Information  
Operations and Reports*

ADDITIONAL TO:	
NTIS GRA&I	<input checked="" type="checkbox"/>
DTIC TAB	<input type="checkbox"/>
Unannounced	<input type="checkbox"/>
Justification	
By	
Date	
Availability Codes	
See	
A-1	

~~FOR SALE BY THE SUPERINTENDENT OF DOCUMENTS  
U.S. GOVERNMENT PRINTING OFFICE  
WASHINGTON, DC. 20402~~

DTIC and NTIS identification number for this publication is DIOR/LO2-89/03.

## FOREWORD

*Selected Medical Care Statistics (SMCS)* is a quarterly publication prepared by the Washington Headquarters Services, Directorate for Information Operations and Reports (WHS/DIOR) of the Office of the Secretary of Defense.

SMCS presents quarterly summary data concerning medical care provided at fixed military medical facilities located in (1) the United States and (2) outside the United States, in territories, possessions and foreign countries. This publication contains pie charts which are based on the percent of the worldwide DoD total for each of the categories. Admissions and beds occupied by dependents of other uniformed personnel (PHS, CG, NOAA) are less than one percent and are included in the other category.

This publication is generated from a computerized data base developed and maintained in consonance with Department of Defense Instruction (DoDI) 6015.14, November 14, 1977, under Reports Control Symbol HA(Q)1474 by the Manpower Management Information Division of WHS/DIOR.

## TABLE OF CONTENTS

	PAGE
Table 1.1	
Operating Beds/Operating Bassinets/Beds Occupied - Worldwide.....	1
Figure 1.1	
Beds Occupied - Percent of DoD Total Worldwide.....	3
Table 1.2	
Operating Beds/Operating Bassinets/Beds Occupied in the United States.....	4
Table 1.3	
Operating Beds/Operating Bassinets/Beds Occupied Outside the United States.....	6
Table 2.1	
Admissions - Worldwide.....	8
Figure 2.1	
Admissions - Percent of DoD Total Worldwide.....	10
Table 2.2	
Admissions in the United States.....	11
Table 2.3	
Admissions Outside the United States.....	13
Table 3.1	
Outpatient Visits and Live Births - Worldwide.....	15
Figure 3.1	
Outpatient Visits - Percent of Worldwide Total.....	17
Table 3.2	
Outpatient Visits and Live Births in the United States.....	18
Table 3.3	
Outpatient Visits and Live Births Outside the United States.....	20
<b>GLOSSARY</b> .....	23

**TABLE 1.1**  
**DEPARTMENT OF DEFENSE**  
**OPERATING BEDS/OPERATING BASSINETS/BEDS OCCUPIED**  
**AT FIXED MILITARY FACILITIES - WORLDWIDE**  
**FOR QUARTER ENDING JUNE 30, 1989**

WORLDWIDE	DOD TOTAL	ARMY FACILITIES	NAVY FACILITIES	AIR FORCE FACILITIES
NUMBER OF OPERATING BEDS - TOTAL	15,255	6,703	3,635	4,917
NUMBER OF OPERATING BASSINETS - TOTAL	1,868	561	220	1,087
NUMBER OF BEDS OCCUPIED (DAILY AVERAGE) - TOTAL	12,219	5,920	2,744	3,555
BEDS OCCUPIED BY US ACTIVE DUTY UNIFORMED PERSONNEL - TOTAL	4,760	2,290	1,393	1,077
MILITARY - TOTAL	4,723	2,278	1,377	1,068
ARMY	2,185	1,970	64	151
NAVY-MARINE CORPS	1,510	149	1,270	97
AIR FORCE	1,028	159	43	826
OTHER UNIFORMED PERSONNEL (PHS,CG,NOAA) - TOTAL	37	12	16	9
BEDS OCCUPIED BY RETIRED US UNIFORMED PERSONNEL - TOTAL	1,946	958	324	664
RETIRED MILITARY - TOTAL	1,928	951	318	659
ARMY	838	653	55	130
NAVY-MARINE CORPS	423	104	221	98
AIR FORCE	667	194	42	431
OTHER RETIRED UNIFORMED PERSONNEL (PHS,CG,NOAA) - TOTAL	18	7	6	5

Prepared by: Washington Headquarters Services  
Directorate for Information  
Operations and Reports

**TABLE 1.1  
DEPARTMENT OF DEFENSE  
OPERATING BEDS/OPERATING BASSINETS/BEDS OCCUPIED  
AT FIXED MILITARY FACILITIES - WORLDWIDE  
FOR QUARTER ENDING JUNE 30, 1989**

<b>WORLDWIDE</b>	<b>DOD TOTAL</b>	<b>ARMY FACILITIES</b>	<b>NAVY FACILITIES</b>	<b>AIR FORCE FACILITIES</b>
BEDS OCCUPIED BY DEPENDENTS OF US ACTIVE DUTY MILITARY PERSONNEL - TOTAL	3,367	1,577	655	1,135
ARMY	1,438	1,263	43	132
NAVY-MARINE CORPS	787	124	564	99
AIR FORCE	1,142	190	48	904
BEDS OCCUPIED BY DEPENDENTS OF RETIRED AND DECEASED US MILITARY PERSONNEL - TOTAL	1,569	736	248	585
ARMY	673	503	47	123
NAVY-MARINE CORPS	328	85	164	79
AIR FORCE	568	148	37	383
BEDS OCCUPIED BY DEPENDENTS OF OTHER UNIFORMED PERSONNEL (PHS, CG, NOAA) - TOTAL	36	11	14	11
BEDS OCCUPIED BY ALL OTHER BENEFICIARIES - TOTAL	541	348	110	83

Prepared by: Washington Headquarters Services  
Directorate for Information  
Operations and Reports

# BEDS OCCUPIED—PERCENT OF DoD TOTAL WORLDWIDE

QUARTER ENDING JUNE 30, 1989

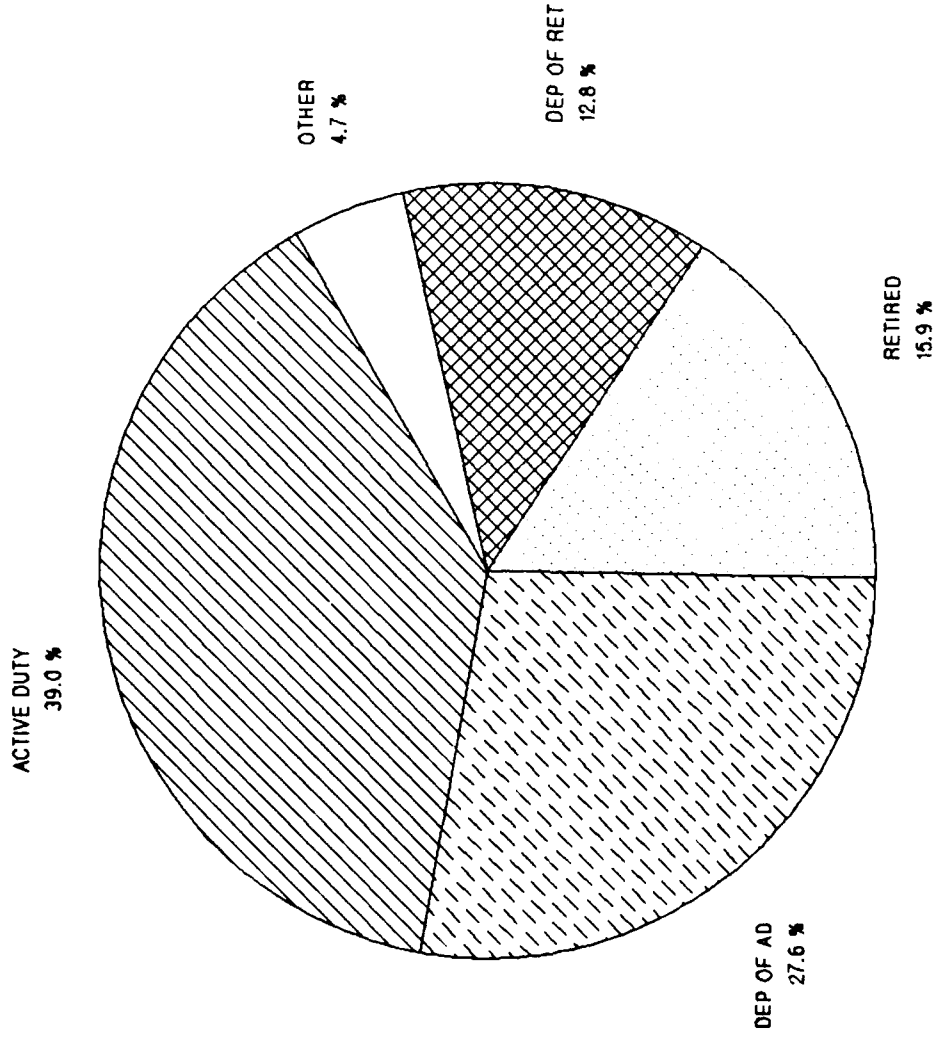


FIGURE 1.1

Prepared by: Washington Headquarters Services  
Directorate for Information  
Operations and Reports

**TABLE 1.2**  
**DEPARTMENT OF DEFENSE**  
**OPERATING BEDS/OPERATING BASSINETS/BEDS OCCUPIED**  
**AT FIXED MILITARY FACILITIES IN THE UNITED STATES**  
**FOR QUARTER ENDING JUNE 30, 1989**

UNITED STATES	DOD TOTAL	ARMY FACILITIES	NAVY FACILITIES	AIR FORCE FACILITIES
NUMBER OF OPERATING BEDS - TOTAL	12,818	5,357	3,169	4,292
NUMBER OF OPERATING BASSINETS - TOTAL	1,533	423	174	936
NUMBER OF BEDS OCCUPIED (DAILY AVERAGE) - TOTAL	10,352	4,915	2,376	3,061
BEDS OCCUPIED BY US ACTIVE DUTY UNIFORMED PERSONNEL - TOTAL	3,813	1,758	1,195	860
MILITARY - TOTAL	3,778	1,746	1,181	851
ARMY	1,668	1,491	56	121
NAVY-MARINE CORPS	1,305	137	1,097	71
AIR FORCE	805	118	28	659
OTHER UNIFORMED PERSONNEL (PHS,CG,NOAA) - TOTAL	35	12	14	9
BEDS OCCUPIED BY RETIRED US UNIFORMED PERSONNEL - TOTAL	1,873	924	306	643
RETIRED MILITARY - TOTAL	1,855	917	300	638
ARMY	794	626	45	123
NAVY-MARINE CORPS	413	103	215	95
AIR FORCE	648	188	40	420
OTHER RETIRED UNIFORMED PERSONNEL (PHS,CG,NOAA) - TOTAL	18	7	6	5

Prepared by: Washington Headquarters Services  
 Directorate for Information  
 Operations and Reports

**TABLE 1.2**  
**DEPARTMENT OF DEFENSE**  
**OPERATING BEDS/OPERATING BASSINETS/BEDS OCCUPIED**  
**AT FIXED MILITARY FACILITIES IN THE UNITED STATES**  
**FOR QUARTER ENDING JUNE 30, 1989**

UNITED STATES	DOD TOTAL	ARMY FACILITIES	NAVY FACILITIES	AIR FORCE FACILITIES
BEDS OCCUPIED BY DEPENDENTS OF US ACTIVE DUTY MILITARY PERSONNEL	2,663	1,216	537	910
- TOTAL				
ARMY	1,093	963	33	102
NAVY-MARINE CORPS	679	118	480	81
AIR FORCE	886	135	24	727
BEDS OCCUPIED BY DEPENDENTS OF RETIRED AND DECEASED US MILITARY PERSONNEL	1,521	721	230	570
- TOTAL				
ARMY	648	493	36	119
NAVY-MARINE CORPS	319	84	159	76
AIR FORCE	554	144	35	375
BEDS OCCUPIED BY DEPENDENTS OF OTHER UNIFORMED PERSONNEL (PHS, CG, NOAA)	34	11	12	11
- TOTAL				
BEDS OCCUPIED BY ALL OTHER BENEFICIARIES	448	285	96	67
- TOTAL				

Prepared by Washington Headquarters Services  
 Directorate for Information  
 Operations and Reports

**TABLE 1.3**  
**DEPARTMENT OF DEFENSE**  
**OPERATING BEDS/OPERATING BASSINETS/BEDS OCCUPIED**  
**AT FIXED MILITARY FACILITIES OUTSIDE THE UNITED STATES**  
**FOR QUARTER ENDING JUNE 30, 1989**

OUTSIDE UNITED STATES	DOD TOTAL	ARMY FACILITIES	NAVY FACILITIES	AIR FORCE FACILITIES
NUMBER OF OPERATING BEDS - TOTAL	2,437	1,346	466	625
NUMBER OF OPERATING BASSINETS - TOTAL	335	138	46	151
NUMBER OF BEDS OCCUPIED (DAILY AVERAGE) - TOTAL	1,867	1,005	368	494
BEDS OCCUPIED BY US ACTIVE DUTY UNIFORMED PERSONNEL - TOTAL	947	532	198	217
MILITARY - TOTAL	945	532	196	217
ARMY	517	479	8	30
NAVY-MARINE CORPS	205	12	173	20
AIR FORCE	223	41	15	167
OTHER UNIFORMED PERSONNEL (PHS, CG, NOAA) - TOTAL	2	0	2	0
BEDS OCCUPIED BY RETIRED US UNIFORMED PERSONNEL - TOTAL	73	34	18	21
RETIRED MILITARY - TOTAL	73	34	18	21
ARMY	44	27	10	7
NAVY-MARINE CORPS	10	1	6	3
AIR FORCE	19	6	2	11
OTHER RETIRED UNIFORMED PERSONNEL (PHS, CG, NOAA) - TOTAL	0	0	0	0

Prepared by Washington Headquarters Services  
 Directorate for Information  
 Operations and Reports

**TABLE 1.3  
DEPARTMENT OF DEFENSE  
OPERATING BEDS/OPERATING BASSINETS/BEDS OCCUPIED  
AT FIXED MILITARY FACILITIES OUTSIDE THE UNITED STATES  
FOR QUARTER ENDING JUNE 30, 1989**

OUTSIDE UNITED STATES	DOD TOTAL	ARMY FACILITIES	NAVY FACILITIES	AIR FORCE FACILITIES
BEDS OCCUPIED BY DEPENDENTS OF US ACTIVE DUTY MILITARY PERSONNEL	704	361	118	225
- TOTAL				
ARMY	340	300	10	30
NAVY-MARINE CORPS	108	6	84	18
AIR FORCE	256	55	24	177
BEDS OCCUPIED BY DEPENDENTS OF RETIRED AND DECEASED US MILITARY PERSONNEL	48	15	18	15
- TOTAL				
ARMY	25	10	11	4
NAVY-MARINE CORPS	9	1	5	3
AIR FORCE	14	4	2	8
BEDS OCCUPIED BY DEPENDENTS OF OTHER UNIFORMED PERSONNEL (PHS, CG, NOAA)	2	0	2	0
- TOTAL				
BEDS OCCUPIED BY ALL OTHER BENEFICIARIES	93	63	14	16
- TOTAL				

Prepared by Washington Headquarters Services  
Directorate for Information  
Operations and Reports

**TABLE 2.1**  
**DEPARTMENT OF DEFENSE**  
**ADMISSIONS AT FIXED MILITARY FACILITIES - WORLDWIDE**  
**FOR QUARTER ENDING JUNE 30, 1989**

WORLDWIDE	DOD TOTAL	ARMY FACILITIES	NAVY FACILITIES	AIR FORCE FACILITIES
NUMBER OF ADMISSIONS - TOTAL	226,250	106,676	50,792	68,782
ADMISSIONS OF US ACTIVE DUTY UNIFORMED PERSONNEL - TOTAL	72,592	33,359	20,900	18,333
MILITARY - TOTAL	71,975	33,211	20,583	18,181
ARMY	31,658	29,258	707	1,693
NAVY-MARINE CORPS	22,174	1,808	19,153	1,213
AIR FORCE	18,143	2,145	723	15,275
OTHER UNIFORMED PERSONNEL (PHS, CG, NOAA) - TOTAL	617	148	317	152
ADMISSIONS OF RETIRED US UNIFORMED PERSONNEL - TOTAL	26,746	13,119	4,992	8,635
ADMISSIONS OF RETIRED MILITARY - TOTAL	26,491	13,034	4,886	8,571
ARMY	11,425	8,913	870	1,642
NAVY-MARINE CORPS	5,976	1,432	3,354	1,190
AIR FORCE	9,090	2,689	662	5,739
ADMISSIONS OF OTHER RETIRED UNIFORMED PERSONNEL (PHS, CG, NOAA) - TOTAL	255	85	106	64

Prepared by: Washington Headquarters Services  
 Directorate for Information  
 Operations and Reports

**TABLE 2.1  
DEPARTMENT OF DEFENSE  
ADMISSIONS AT FIXED MILITARY FACILITIES - WORLDWIDE  
FOR QUARTER ENDING JUNE 30, 1989**

WORLDWIDE	DOD TOTAL	ARMY FACILITIES	NAVY FACILITIES	AIR FORCE FACILITIES
ADMISSIONS OF DEPENDENTS OF US ACTIVE DUTY PERSONNEL (PHS, CG, NOAA) - TOTAL	91,174	42,034	18,890	30,250
ARMY	38,900	34,779	988	3,133
NAVY-MARINE CORPS	22,132	3,184	16,557	2,391
AIR FORCE	30,142	4,071	1,345	24,726
ADMISSIONS OF DEPENDENTS OF RETIRED AND DECEASED US MILITARY PERSONNEL - TOTAL	26,515	12,110	4,793	9,612
ARMY	11,024	8,312	849	1,863
NAVY-MARINE CORPS	5,994	1,386	3,257	1,351
AIR FORCE	9,497	2,412	687	6,398
ADMISSIONS OF DEPENDENTS OF OTHER UNIFORMED PERSONNEL (PHS, CG, NOAA) - TOTAL	898	256	359	283
ADMISSIONS OF ALL OTHER BENEFICIARIES - TOTAL	8,325	5,798	858	1,669

Prepared by: Washington Headquarters Services  
Directorate for Information  
Operations and Reports

ADMISSIONS—PERCENT OF DoD TOTAL WORLDWIDE

QUARTER ENDING JUNE 30, 1989

DEP OF AD  
40.3 %

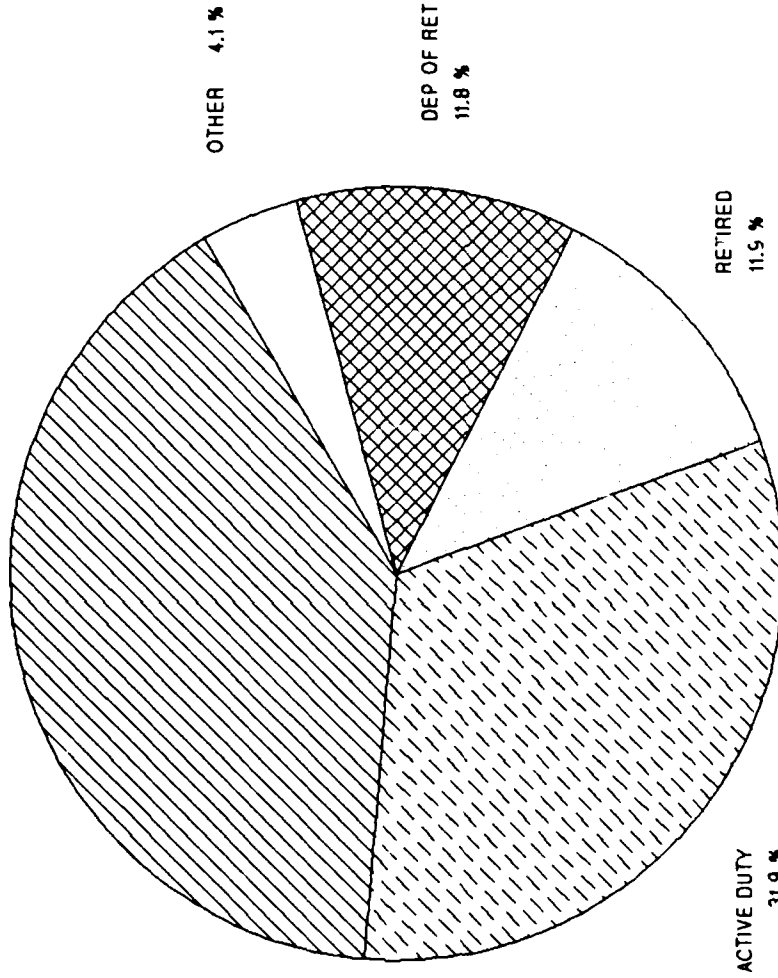


FIGURE 2.1

Prepared by: Washington Headquarters Services  
Directorate for Information  
Operations and Reports

**TABLE 2.2  
DEPARTMENT OF DEFENSE  
ADMISSIONS AT FIXED MILITARY FACILITIES IN THE UNITED STATES  
FOR QUARTER ENDING JUNE 30, 1989**

UNITED STATES	DOD TOTAL	ARMY FACILITIES	NAVY FACILITIES	AIR FORCE FACILITIES
NUMBER OF ADMISSIONS - TOTAL	191,033	88,463	43,490	59,080
ADMISSIONS OF US ACTIVE DUTY UNIFORMED PERSONNEL - TOTAL	58,510	25,680	17,952	14,878
MILITARY - TOTAL	57,942	25,532	17,683	14,727
ARMY	22,344	22,344	607	1,275
NAVY-MARINE CORPS	19,225	1,661	16,634	930
AIR FORCE	14,491	1,527	442	12,522
OTHER UNIFORMED PERSONNEL (PHS,CG,NOAA) - TOTAL	568	148	269	151
ADMISSIONS OF RETIRED US UNIFORMED PERSONNEL - TOTAL	25,764	12,671	4,716	8,377
ADMISSIONS OF RETIRED MILITARY - TOTAL	25,519	12,586	4,618	8,315
ARMY	10,864	8,576	715	1,573
NAVY-MARINE CORPS	5,825	1,410	3,273	1,142
AIR FORCE	8,830	2,600	630	5,600
ADMISSIONS OF OTHER RETIRED UNIFORMED PERSONNEL (PHS,CG,NOAA) - TOTAL	245	85	98	62

Prepared by: Washington Headquarters Services  
Directorate for Information  
Operations and Reports

**TABLE 2.2  
DEPARTMENT OF DEFENSE  
ADMISSIONS AT FIXED MILITARY FACILITIES IN THE UNITED STATES  
FOR QUARTER ENDING JUNE 30, 1989**

UNITED STATES	DOD TOTAL	ARMY FACILITIES	NAVY FACILITIES	AIR FORCE FACILITIES
ADMISSIONS OF DEPENDENTS OF US ACTIVE DUTY PERSONNEL (PHS.CG.NOAA) - TOTAL	73,609	33,197	15,472	24,940
ARMY	30,465	27,296	794	2,375
NAVY-MARINE CORPS	19,312	3,079	14,114	2,119
AIR FORCE	23,832	2,822	564	20,446
ADMISSIONS OF DEPENDENTS OF RETIRED AND DECEASED US MILITARY PERSONNEL - TOTAL	25,694	11,866	4,452	9,376
ARMY	10,636	8,146	675	1,815
NAVY-MARINE CORPS	5,799	1,369	3,136	1,294
AIR FORCE	9,259	2,351	641	6,267
ADMISSIONS OF DEPENDENTS OF OTHER UNIFORMED PERSONNEL (PHS.CG.NOAA) - TOTAL	840	255	306	279
ADMISSIONS OF ALL OTHER BENEFICIARIES - TOTAL	6,616	4,794	592	1,230

Prepared by: Washington Headquarters Services  
Directorate for Information  
Operations and Reports

**TABLE 2.3**  
**DEPARTMENT OF DEFENSE**  
**ADMISSIONS AT FIXED MILITARY FACILITIES OUTSIDE THE UNITED STATES**  
**FOR QUARTER ENDING JUNE 30, 1989**

OUTSIDE UNITED STATES	DOD TOTAL	ARMY FACILITIES	NAVY FACILITIES	AIR FORCE FACILITIES
NUMBER OF ADMISSIONS - TOTAL	35,217	18,213	7,302	9,702
ADMISSIONS OF US ACTIVE DUTY UNIFORMED PERSONNEL - TOTAL	14,082	7,679	2,948	3,455
MILITARY - TOTAL	14,033	7,679	2,900	3,454
ARMY	7,432	6,914	100	418
NAVY-MARINE CORPS	2,949	147	2,519	283
AIR FORCE	3,652	618	281	2,753
OTHER UNIFORMED PERSONNEL (PHS, CG, NOAA) - TOTAL	49	0	48	1
ADMISSIONS OF RETIRED US UNIFORMED PERSONNEL - TOTAL	982	448	276	258
ADMISSIONS OF RETIRED MILITARY - TOTAL	972	448	268	256
ARMY	561	337	155	69
NAVY-MARINE CORPS	151	22	81	48
AIR FORCE	260	89	32	139
ADMISSIONS OF OTHER RETIRED UNIFORMED PERSONNEL (PHS, CG, NOAA) - TOTAL	10	0	8	2

Prepared by: Washington Headquarters Services  
 Directorate for Information  
 Operations and Reports

**TABLE 2.3**  
**DEPARTMENT OF DEFENSE**  
**ADMISSIONS AT FIXED MILITARY FACILITIES OUTSIDE THE UNITED STATES**  
**FOR QUARTER ENDING JUNE 30, 1989**

OUTSIDE UNITED STATES	DOD TOTAL	ARMY FACILITIES	NAVY FACILITIES	AIR FORCE FACILITIES
ADMISSIONS OF DEPENDENTS OF US ACTIVE DUTY PERSONNEL (PHS,CG,NOAA)	17,565	8,837	3,418	5,310
ARMY	8,435	7,483	194	758
NAVY-MARINE CORPS	2,820	105	2,443	272
AIR FORCE	6,310	1,249	781	4,280
ADMISSIONS OF DEPENDENTS OF RETIRED AND DECEASED US MILITARY PERSONNEL	821	244	341	236
ARMY	388	166	174	48
NAVY-MARINE CORPS	195	17	121	57
AIR FORCE	238	61	46	131
ADMISSIONS OF DEPENDENTS OF OTHER UNIFORMED PERSONNEL (PHS,CG,NOAA)	58	1	53	4
ADMISSIONS OF ALL OTHER BENEFICIARIES	1,709	1,004	266	439

Prepared by: Washington Headquarters Services  
 Directorate for Information  
 Operations and Reports

**TABLE 3.1  
DEPARTMENT OF DEFENSE  
OUTPATIENT VISITS AND LIVE BIRTHS  
AT FIXED MILITARY FACILITIES - WORLDWIDE  
FOR QUARTER ENDING JUNE 30, 1989**

<b>WORLDWIDE</b>	<b>DOD TOTAL</b>	<b>ARMY FACILITIES</b>	<b>NAVY FACILITIES</b>	<b>AIR FORCE FACILITIES</b>
NUMBER OF OUTPATIENT VISITS - TOTAL	12,095,685	5,430,444	2,715,975	3,949,266
OUTPATIENT VISITS BY US ACTIVE DUTY UNIFORMED PERSONNEL - TOTAL	4,978,442	2,221,411	1,429,346	1,327,685
MILITARY - TOTAL	4,958,447	2,216,255	1,419,358	1,322,834
ARMY	2,194,997	2,106,244	22,240	66,513
NAVY-MARINE CORPS	1,474,054	52,183	1,379,183	42,688
AIR FORCE	1,289,396	57,828	17,935	1,213,633
OTHER UNIFORMED PERSONNEL (PHS,CG,NOAA) - TOTAL	19,995	5,156	9,988	4,851
OUTPATIENT VISITS BY RETIRED US UNIFORMED PERSONNEL - TOTAL	1,068,339	480,738	174,646	412,955
OUTPATIENT VISITS BY DEPENDENTS OF US ACTIVE DUTY UNIFORMED PERSONNEL - TOTAL	3,952,250	1,738,199	713,624	1,500,427
DEPENDENTS OF MILITARY PERSONNEL - TOTAL	3,924,159	1,730,088	704,114	1,489,957
ARMY	1,643,506	1,506,492	28,681	103,333
NAVY-MARINE CORPS	820,224	99,560	649,146	71,518
AIR FORCE	1,460,429	124,036	26,287	1,310,106
DEPENDENTS OF OTHER UNIFORMED PERSONNEL (PHS,CG,NOAA) - TOTAL	28,091	8,111	9,510	10,470

Prepared by: Washington Headquarters Services  
Directorate for Information  
Operations and Reports

**TABLE 3.1  
DEPARTMENT OF DEFENSE  
OUTPATIENT VISITS AND LIVE BIRTHS  
AT FIXED MILITARY FACILITIES - WORLDWIDE  
FOR QUARTER ENDING JUNE 30, 1989**

WORLDWIDE	DOD TOTAL	ARMY FACILITIES	NAVY FACILITIES	AIR FORCE FACILITIES
OUTPATIENT VISITS BY DEPENDENTS OF RETIRED AND DECEASED US UNIFORMED PERSONNEL - TOTAL	1,325,675	565,351	186,197	574,127
OUTPATIENT VISITS BY ALL OTHER BENEFICIARIES - TOTAL	770,979	424,745	212,162	134,072
NUMBER OF LIVE BIRTHS - TOTAL	23,438	9,747	5,248	8,443

Prepared by: Washington Headquarters Services  
Directorate for Information  
Operations and Reports

# OUTPATIENT VISITS—PERCENT OF WORLDWIDE TOTAL

QUARTER ENDING JUNE 30, 1989

ACTIVE DUTY  
41.1 %

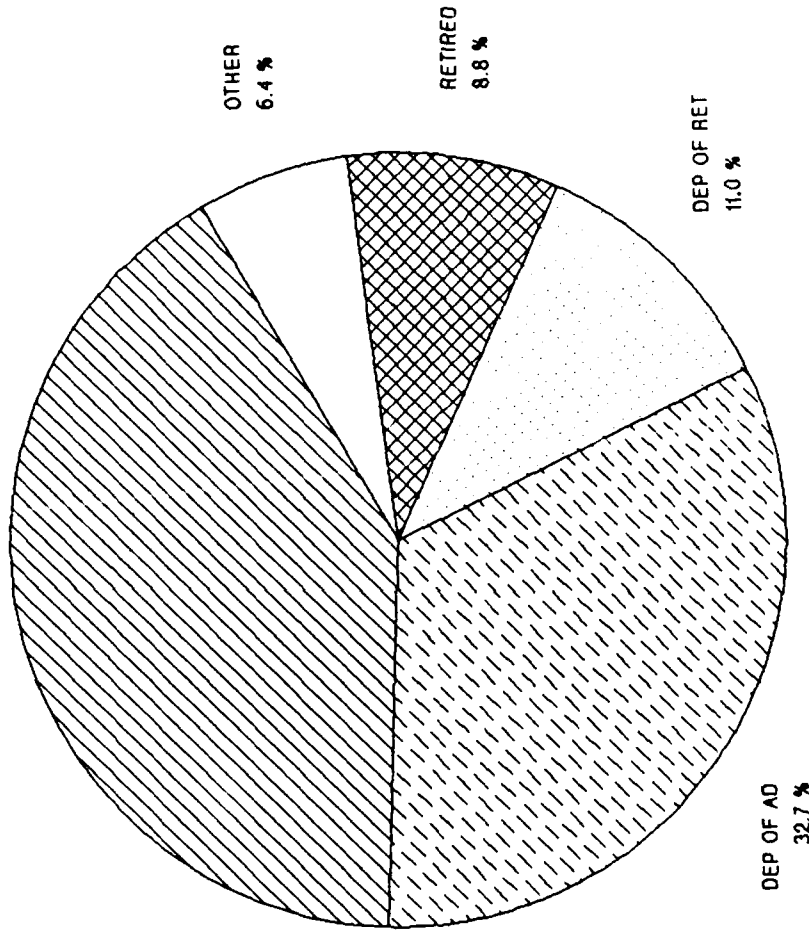


FIGURE 3.1

Prepared by: Washington Headquarters Services  
Directorate for Information  
Operations and Reports

**TABLE 3.2**  
**DEPARTMENT OF DEFENSE**  
**OUTPATIENT VISITS AND LIVE BIRTHS**  
**AT FIXED MILITARY FACILITIES IN THE UNITED STATES**  
**FOR QUARTER ENDING JUNE 30, 1989**

UNITED STATES	DOD TOTAL	ARMY FACILITIES	NAVY FACILITIES	AIR FORCE FACILITIES
NUMBER OF OUTPATIENT VISITS - TOTAL	10,045,670	4,364,811	2,352,887	3,327,972
OUTPATIENT VISITS BY US ACTIVE DUTY UNIFORMED PERSONNEL	3,963,771	1,658,943	1,252,361	1,052,467
MILITARY	3,944,553	1,653,813	1,243,078	1,047,662
ARMY	1,625,860	1,562,258	18,481	45,121
NAVY-MARINE CORPS	1,294,984	48,579	1,213,837	32,568
AIR FORCE	1,023,709	42,976	10,760	969,973
OTHER UNIFORMED PERSONNEL (PHS,CG,NOAA)	19,218	5,130	9,283	4,805
OUTPATIENT VISITS BY RETIRED US UNIFORMED PERSONNEL - TOTAL	1,034,351	464,228	166,637	403,486
OUTPATIENT VISITS BY DEPENDENTS OF US ACTIVE DUTY UNIFORMED PERSONNEL	3,098,989	1,313,470	586,010	1,199,509
DEPENDENTS OF MILITARY PERSONNEL	3,071,957	1,305,370	577,221	1,189,366
ARMY	1,215,165	1,112,115	24,001	79,049
NAVY-MARINE CORPS	696,669	95,143	537,552	63,974
AIR FORCE	1,160,123	98,112	15,668	1,046,343
DEPENDENTS OF OTHER UNIFORMED PERSONNEL (PHS,CG,NOAA)	27,032	8,100	8,789	10,143

Prepared by: Washington Headquarters Services  
 Directorate for Information  
 Operations and Reports

**TABLE 3.2  
DEPARTMENT OF DEFENSE  
OUTPATIENT VISITS AND LIVE BIRTHS  
AT FIXED MILITARY FACILITIES IN THE UNITED STATES  
FOR QUARTER ENDING JUNE 30, 1989**

UNITED STATES	DOD TOTAL	ARMY FACILITIES	NAVY FACILITIES	AIR FORCE FACILITIES
OUTPATIENT VISITS BY DEPENDENTS OF RETIRED AND DECEASED US UNIFORMED PERSONNEL - TOTAL	1,297,108	555,650	177,489	563,969
OUTPATIENT VISITS BY ALL OTHER BENEFICIARIES - TOTAL	651,451	372,520	170,390	108,541
NUMBER OF LIVE BIRTHS - TOTAL	18,407	7,392	4,012	7,003

Prepared by: Washington Headquarters Services  
Directorate for Information  
Operations and Reports

**TABLE 3.3**  
**DEPARTMENT OF DEFENSE**  
**OUTPATIENT VISITS AND LIVE BIRTHS**  
**AT FIXED MILITARY FACILITIES OUTSIDE THE UNITED STATES**  
**FOR QUARTER ENDING JUNE 30, 1989**

OUTSIDE UNITED STATES	DOD TOTAL	ARMY FACILITIES	NAVY FACILITIES	AIR FORCE FACILITIES
NUMBER OF OUTPATIENT VISITS	- TOTAL	1,065,633	363,088	621,294
OUTPATIENT VISITS BY US ACTIVE DUTY UNIFORMED PERSONNEL	- TOTAL	562,468	176,985	275,218
MILITARY	- TOTAL	562,442	176,280	275,172
ARMY	569,137	543,986	3,759	21,392
NAVY-MARINE CORPS	179,070	3,604	165,346	10,120
AIR FORCE	265,687	14,852	7,175	243,660
OTHER UNIFORMED PERSONNEL (PHS, CG, NOAA)	- TOTAL	26	705	46
OUTPATIENT VISITS BY RETIRED US UNIFORMED PERSONNEL	- TOTAL	16,510	8,009	9,469
OUTPATIENT VISITS BY DEPENDENTS OF US ACTIVE DUTY UNIFORMED PERSONNEL	- TOTAL	424,729	127,614	300,918
DEPENDENTS OF MILITARY PERSONNEL	- TOTAL	424,718	126,893	300,591
ARMY	428,341	394,377	4,680	29,284
NAVY-MARINE CORPS	123,555	4,417	111,594	7,544
AIR FORCE	300,306	25,924	10,619	263,763
DEPENDENTS OF OTHER UNIFORMED PERSONNEL (PHS, CG, NOAA)	- TOTAL	11	721	327

Prepared by: Washington Headquarters Services  
 Directorate for Information  
 Operations and Reports

**TABLE 3.3  
DEPARTMENT OF DEFENSE  
OUTPATIENT VISITS AND LIVE BIRTHS  
AT FIXED MILITARY FACILITIES OUTSIDE THE UNITED STATES  
FOR QUARTER ENDING JUNE 30, 1989**

OUTSIDE UNITED STATES	DOD TOTAL	ARMY FACILITIES	NAVY FACILITIES	AIR FORCE FACILITIES
OUTPATIENT VISITS BY DEPENDENTS OF RETIRED AND DECEASED US UNIFORMED PERSONNEL - TOTAL	28,567	9,701	8,708	10,158
OUTPATIENT VISITS BY ALL OTHER BENEFICIARIES - TOTAL	119,528	52,225	41,772	25,531
NUMBER OF LIVE BIRTHS - TOTAL	5,031	2,355	1,236	1,440

Prepared by Washington Headquarters Services  
Directorate for Information  
Operations and Reports

## GLOSSARY

Admission. An admission is the act of placing an individual under treatment or observation in a medical center or a hospital. The day of admission is the day on which the medical center or hospital makes a formal acceptance of the patient who is to be provided with room, board, and continuous nursing service in an area of the hospital where patients normally stay at least overnight. If both an admission and discharge occur on the same day, then that day is considered as a day of admission and shall be counted as one occupied bed day. The admission of a newborn is deemed to occur at time of birth.

Live Births. A live birth is the complete expulsion or extraction from its mother of a product of conception, irrespective of the duration of pregnancy which after such separation, breathes or shows any other evidence of life such as beating of the heart, pulsation of the umbilical cord, or definite movement of voluntary muscles, whether or not the umbilical cord has been cut, or the placenta is attached; each such product of such a birth is considered liveborn.

Occupied Bed. A bed assigned as of midnight to a patient, to include a patient on pass or liberty not in excess of 72 hours, and any bassinets assigned to a newborn infant whose mother has been discharged from the hospital. The definition excludes: any bed assigned to a patient subsisting out, on leave, or absent without leave, and any bed occupied by a transient patient.

Operating Bed. A bed that is currently set up and ready in all respects for the care of a patient. It must include supporting space, equipment and staff to operate under normal circumstances. Excluded are nursery bassinets and transient patients' beds.

Operating Bassinet. A bed designed for the care of an infant that is currently set up in the newborn nursery and ready in all respects for use. It must include support space, equipment and staff to operate under normal circumstances. Excluded are infant transporters.

Outpatient Visits. Visits made to each dispensary or separate, organized clinic of a fixed medical treatment facility for medical advice, examination, diagnosis, treatment, evaluation, consultation, or counseling, including visits by military patients who are excused from duty for medical reasons but who have not been admitted for inpatient care in a facility authorized beds for inpatient care and any visits made incident to complete physicals or flight physicals.