

DTIC FILE COPY

NPS52-89-050

2

AD-A214 183

# NAVAL POSTGRADUATE SCHOOL

## Monterey, California



**S** DTIC  
ELECTE  
NOV 07 1989 **D**  
E

REACHER -- A Reachability Condition Derivation Tool

Timothy J. Shimeall

September 1989

Approved for public release; distribution is unlimited.

Prepared for:

Naval Postgraduate School  
Monterey, California 93943

89 11 07 074


NAVAL POSTGRADUATE SCHOOL  
Monterey, California

Rear Admiral R. W. West, Jr.  
Superintendent

Harrison Shull  
Provost


This report was prepared in conjunction with research funded by the Naval Postgraduate School Research Council.


Reproduction of all or part of this report is authorized.

  
TIMOTHY J. SHIMEALL  
Assistant Professor  
of Computer Science

Reviewed by:

Released by:

  
ROBERT B. MCGHEE  
Chairman  
Department of Computer Science

  
KNEALE T. MARSHALL  
Dean of Information and  
Policy Science

## REPORT DOCUMENTATION PAGE

|   |  |   |   |
|---|--|---|---|
| 1a. REPORT SECURITY CLASSIFICATION<br><b>UNCLASSIFIED</b>   |  | 1b. RESTRICTIVE MARKINGS  |   |
| 2a. SECURITY CLASSIFICATION AUTHORITY   |  | 3. DISTRIBUTION/AVAILABILITY OF REPORT<br>Approved for public release;<br>distribution is unlimited |   |
| 2b. DECLASSIFICATION/DOWNGRADING SCHEDULE   |  |   |   |
| 4. PERFORMING ORGANIZATION REPORT NUMBER(S)<br>NPS52-89-050   |  | 5. MONITORING ORGANIZATION REPORT NUMBER(S)   |   |
| 6a. NAME OF PERFORMING ORGANIZATION<br>Computer Science Dept.<br>Naval Postgraduate School  | 6b. OFFICE SYMBOL<br>(if applicable)<br>52 | 7a. NAME OF MONITORING ORGANIZATION<br>Naval Postgraduate School                                    |   |
| 6c. ADDRESS (City, State, and ZIP Code)<br>Monterey, CA 93943   |  | 7b. ADDRESS (City, State, and ZIP Code)<br>Monterey, CA 93943                                       |   |
| 8a. NAME OF FUNDING/SPONSORING ORGANIZATION<br>Naval Postgraduate School  | 8b. OFFICE SYMBOL<br>(if applicable)       | 9. PROCUREMENT INSTRUMENT IDENTIFICATION NUMBER<br>O&MN direct funding                              |   |
| 8c. ADDRESS (City, State, and ZIP Code)<br>Monterey, CA 93943   |  | 10. SOURCE OF FUNDING NUMBERS   |   |
|   |  | PROGRAM ELEMENT NO.   | PROJECT NO.   |
|   |  | TASK NO.  | WORK UNIT ACCESSION NO.   |
| 11. TITLE (Include Security Classification)<br>REACHER -- A Reachability Condition Derivation Tool (U)  |  |   |   |
| 12. PERSONAL AUTHOR(S)<br>SHIMEALL, Timothy J.  |  |   |   |
| 13a. TYPE OF REPORT<br>Progress   | 13b. TIME COVERED<br>FROM 9/88 TO 9/89     | 14. DATE OF REPORT (Year, Month, Day)<br>September 1989   | 15. PAGE COUNT<br>14  |
| 16. SUPPLEMENTARY NOTATION  |  |   |   |
| 17. COSATI CODES  |  |   | 18. SUBJECT TERMS (Continue on reverse if necessary and identify by block number)<br>Software Testing, Statement Coverage, Reachability Analysis, Failure Regions |
| FIELD   | GROUP                                      | SUB-GROUP   |   |
|   |  |   |   |
| 19. ABSTRACT (Continue on reverse if necessary and identify by block number)<br>REACHER is a tool that derives the conditions under which each program block in a Pascal program, procedure or function may be executed (i.e., the reachability conditions for each subprocedure, subfunction and begin-end block). The tool shall accept compilable Pascal program source code and shall produce both an annotated listing and an augmented control flow graph.<br><br>REACHER is one of a series of four tools that work in an integrated fashion to analyze Pascal programs to determine the failure regions associated with identified faults in the programs. The augmented control flow graph produced by REACHER will be used as input by the programs FALTER and SPACER, and shall be customized for such usage. The annotated source listing provides a correspondence between Pascal statements and control flow graph nodes. The users may access REACHER, FALTER and SPACER through a screen-oriented user interface called VIEWER. This document describes the operation of REACHER and its direct user interface. |  |   |   |
| 20. DISTRIBUTION/AVAILABILITY OF ABSTRACT<br><input checked="" type="checkbox"/> UNCLASSIFIED/UNLIMITED <input type="checkbox"/> SAME AS RPT. <input type="checkbox"/> DTIC USERS   |  | 21. ABSTRACT SECURITY CLASSIFICATION<br>UNCLASSIFIED  |   |
| 22a. NAME OF RESPONSIBLE INDIVIDUAL<br>Shimeall, Timothy J.   |  | 22b. TELEPHONE (Include Area Code)<br>(408) 646-2509  | 22c. OFFICE SYMBOL<br>52Sm  |

# Environment for Failure Region Analysis: REACHER -- A Reachability Condition Derivation Tool

Timothy Shimeall  
Computer Science Department (Code 52Sm)  
Naval Postgraduate School  
Monterey CA 93943

25 September 1989

## Table of Contents

|                                  |    |
|----------------------------------|----|
| 1. Introduction.....             | 2  |
| 2. Data Descriptions.....        | 4  |
| 3. Functional Requirements ..... | 6  |
| 4. Subsets and Supersets .....   | 13 |
| 5. Undesired Events .....        | 13 |
| 6. Glossary .....                | 14 |

## List of Tables

|                                       |    |
|---------------------------------------|----|
| 1. REACHER Option Processing .....    | 6  |
| 2. REACHER Parsing Actions .....      | 7  |
| 3. Control Structure Conditions ..... | 10 |
| 4. User Commands.....                 | 11 |

## List of Figures

|                                     |    |
|-------------------------------------|----|
| 1. Context Diagram for REACHER..... | 2  |
| 2. REACHER Flow of Execution .....  | 12 |

## 1.0 Introduction: REACHER -- A Reachability Condition Derivation Tool

REACHER is a tool that derives the conditions under which each program block in a Pascal program, procedure or function may be executed (i.e., the reachability conditions for each subprocedure, subfunction and begin-end block). The tool shall accept compilable Pascal program source code and shall produce both an annotated listing and an augmented control flow graph.

The intended users of REACHER are experienced research personnel familiar with the theory of reachability conditions and their derivation. REACHER shall support interaction with the user to guide the process of derivation of the reachability conditions. The user shall be asked to perform those parts of the derivation for which automation is difficult. To support the user participation, REACHER shall include functionality to provide for annotation of the code with summary comments.

REACHER is one of a series of four tools that work in an integrated fashion to analyze Pascal programs to determine the failure regions associated with identified faults in the programs. The augmented control flow graph produced by REACHER will be used as input by the programs FALTER and SPACER, and shall be customized for such usage. The annotated source listing provides a correspondence between Pascal statements and control flow graph nodes. The users may access REACHER, FALTER and SPACER through a screen-oriented user interface called VIEWER. Since the process of reachability condition generation may take substantial time, REACHER shall support saving and recovering of partial derivations. Figure 1 provides a context diagram for this use of REACHER.

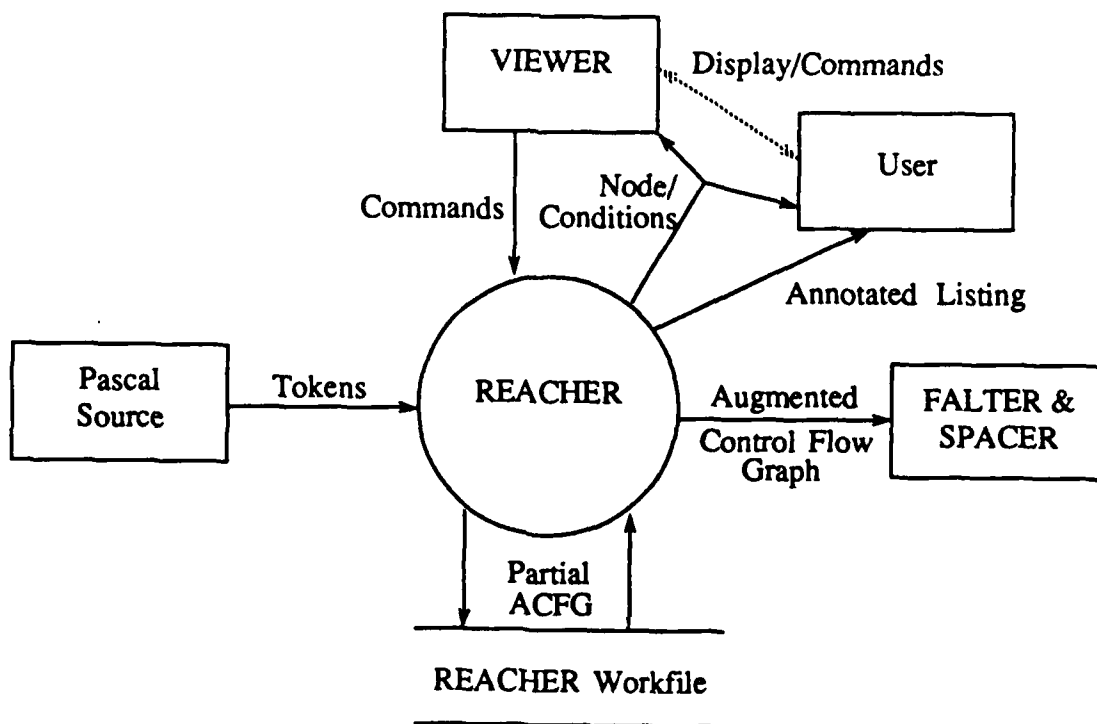


Figure 1: Context Diagram for REACHER

REACHER may also be independently used to support techniques that employ reachability conditions of selected parts of a piece of software, such as code reading, structural test planning and static analysis.

REACHER shall be written in C for use under UNIX 4.3 BSD. Future versions may be transported to other operating systems and versions of BSD. Future versions may also be constructed that deal with other input languages, in particular Ada (trademark, DoD AJPO).

This document contains all requirements for REACHER. Section 2 is a description of the input and output data for REACHER. The output data is described using two conventions. The annotations for the source listing are described using a BNF-style description, with non-terminals in *italics*, terminals in **bold**, explanations of non-terminals in normal print and alternatives definitions are indicated by the vertical bar '|'. The augmented control flow graph and node/condition output data are described in a record-style format.

Section 3 is a list of all of the functional requirements, including a description of the response to each possible program input. Terms found in the Glossary are !delimited by exclamation points!. /Input variables/ are delimited by slashes. //Output variables// or portions thereof are delimited by doubled slashes. \$Symbolic Value References\$ are delimited by dollar signs. In this section, the verb "shall" is used to indicate required behaviors for REACHER. The verbs "will" or "is" is used to indicate necessary or desirable actions that occur beyond the control of REACHER (e.g., user actions). The verb "may" is used to indicate optional or alternative actions.

Section 4 identifies all acceptable subsets and forseen supersets(extensions) to the basic functionality described in sections 2 and 3.

Section 5 identifies the forseen undesired events that may occur during REACHER's execution and describes responses to these undesired events. Omitted from this section are events that may occur during REACHER's execution, but that REACHER cannot respond to. Duplicatively included in this section are all error messages produced by REACHER and the conditions under which REACHER will generate these messages.

Section 6 is a glossary of defined terms used in this document. In the text of this document, each defined term appears delimited by exclamation points. These defined terms may be looked upon as text macros, and these terms should be read in context.

|                      |                                     |
|----------------------|-------------------------------------|
| <b>Accession For</b> |                                     |
| NTIS GRA&I           | <input checked="" type="checkbox"/> |
| DTIC TAB             | <input type="checkbox"/>            |
| Unannounced          | <input type="checkbox"/>            |
| Justification _____  |                                     |
| By _____             |                                     |
| Distribution/        |                                     |
| Availability Codes   |                                     |
| Dist                 | Avail and/or<br>Special             |
| A-1                  |                                     |



## 2.0 Data Descriptions

### Input

Pascal source code (c.f. Jensen & Wirth, *Pascal User Manual and Report*)

### Output

#### 1. Annotated program source

Annotations:

- Graph Node Indicators (*//NodeNum//*) ::= {N Number }
- Reachability condition (*//ReachCond//*) ::= {RC ReachCond}
  - ReachCond* ::= *Calling-cond* | *Calling-cond* and *ReachCond*
  - Calling-cond* ::= *Var-cond* | *Var-cond* and *Calling-cond*
  - Var-cond* ::= true | false | *v* = *Value* | *v* in [*Value-list*] | *v* < *Value* | *v* > *Value*
  - Value-list* ::= *List-element* , *Value-list* | *List-element*
  - List-element* ::= *Value* | *Value* .. *Value*
  - Value* ::= *d* | (*Expression*) | *Literal*
  - v*, *d* ::= Pascal variable reference
  - Expression* ::= Pascal expression
  - Literal* ::= Pascal literal of type corresponding to *v*
- Summary Annotation (*//Summary//*) ::= {S *comment* }
  - comment* ::= Pascal comment without delimiters

#### 2. Augmented Control Flow Graph (ACFG)

##### 1. ACFG Header Info (*//ACFGHDR//*)

| Field            | Acronym            | Value                     |
|------------------|--------------------|---------------------------|
| Number of Graphs | <i>//AHLEN//</i>   | Integer                   |
| Graph Data       | <i>//AHPROCS//</i> | List of <i>//ABKHDR//</i> |
| Program Name     | <i>//AHPGRM//</i>  | String                    |

##### 2. ACFG Block Header Info (*//ABKHDR//*)

| Field                       | Acronym              | Value                     |
|-----------------------------|----------------------|---------------------------|
| Block Name                  | <i>//ABKNAME//</i>   | String                    |
| Number of Return Locations  | <i>//ABKNUMRET//</i> | Integer                   |
| Return Locations            | <i>//ABKRET//</i>    | List of <i>//ACFG//</i>   |
| Entry Conditions            | <i>//ABKREACH//</i>  | <i>//ReachCond//</i>      |
| Block Nodes                 | <i>//ABKGRPH//</i>   | <i>//ACFG//</i>           |
| Number of Subsidiary Blocks | <i>//ABKNSUBS//</i>  | Integer                   |
| Subsidiary Blocks           | <i>//ABKSUBS//</i>   | List of <i>//ABKHDR//</i> |
| Declaration Text            | <i>//ABKDECL//</i>   | String                    |

3. Augmentd Control Flow Graph Nodes (//ACFG//)

| Field                      | Acronym        | Value  |
|----------------------------|----------------|--|
| Node Number                | //ACFGNUM//    | Integer  |
| Left Child                 | //ACFGLFT//    | //ACFG//   |
| Right Child                | //ACFGRT//     | //ACFG//   |
| Left Condition             | //ACFGLCND//   | //ReachCond//  |
| Right Condition            | //ACFGRCND//   | //ReachCond//  |
| Number of Proc/Funct calls | //ACFGNCALLS// | Integer  |
| Procedure/Function calls   | //ACFGCALLS//  | List of //ABKHDR//   |
| Line Text                  | //ACFGTEXT//   | String   |
| Comment Text               | //ACFGSUMM//   | String   |
| Node Type                  | //ACFGTYPE//   | \$None\$, \$Assign\$, \$Call\$,<br>\$If\$, \$Loop\$, \$Case\$,<br>\$With\$, \$BeginEnd\$,<br>\$Goto\$, \$Other\$ |

3. Partial ACFG -- //ACFGHDR// extended to include Integer //ACFGCUR//, with value encoded:

| Value        | Meaning   |
|--------------|---|
| 0            | Link conditions are branch conditions   |
| 1..//AHLEN// | Reachability conditions derived for ACFG entries 1 through //ACFGCUR// (partial derivation) |
| > //AHLEN//  | Derivation complete   |

4. Node/Condition Prompts (//NodeCond//)

| Field                       | Acronym      | Value         |
|-----------------------------|--------------|---------------|
| Node Identification         | //NCNum//    | Integer       |
| Node Reachability Condition | //NCCond//   | //ReachCond// |
| Node Branch Condition       | //NCBranch// | //ReachCond// |
| Node Statement text         | //NCText//   | String        |

## 3.0 Functional Requirements

### 3.1 Initial Processing

#### 3.1.1 Overview

On program initialization, REACHER shall expect the name of a file (/InFile/) to be passed as an argument, along zero or more execution options. REACHER's response to the options and use of /InFile/ are described in Table 1 below. Should the file named by /InFile/ not exist or not be readable by REACHER, then REACHER shall display the message: File not found and exit.

| Option String | Response                           |
|---------------|------------------------------------|
| r             | !ReadWorkFile!                     |
| o /OutFile/   | //ResultFile// is set to /OutFile/ |
| not r         | !GraphGen!                         |
| not o         | //ResultFile// is set to /InFile/  |

Table 1 -- REACHER Option Processing

In overview, these options shall lead REACHER to parse a Pascal source file into an initial ACFG, or to read in a previously generated partial ACFG, and to set the name to be used for the result files generated by REACHER. Once the current (initial or partial) ACFG is set up, REACHER shall traverse the graph, interactively constructing the reachability conditions for each block as described in section 3.2.

#### 3.1.2 !GraphGen! -- Graph Generation

To generate the initial ACFG, REACHER shall parse the Pascal program, procedure or function located in the file named by /InFile/. REACHER shall respond to each section of the input as described in Table 2: REACHER does not require information on label, const, type or var declarations for its processing, but since REACHER must produce an annotated listing of its input, these unused portions of each block are saved in the //ABKDECLS// string. Note that the actions specified in this table imply that REACHER shall handle files of multiple independent procedures and functions without an enclosing program. However, no label, const, type or var declarations global to any such procedures or functions are permitted. If such declarations are detected, REACHER shall display the message: Invalid global declaration and exit. If the input is a set of procedures and functions as opposed to a program, then all references to the 'main program' in the document that follows should be interpreted by the reader as indicating the first non-nested procedure or function in the input. Should the input file not contain at least one complete scope, REACHER shall display the message: Incomplete input file and exit.

#### 3.1.3 !ReadWorkFile! -- Graph Restoration

To restore a saved partial ACFG, REACHER shall read the workfile named by /Infile/. The format of this workfile is given in section 3.3. Should the file not be a complete

| <b>Input Structure</b>                 | <b>Response</b>  |
|--|--|
| <i>Start of Input File</i>             | //AHLEN// shall be set to 1, //AHPGRM// shall be set to /InFile/, //AHPROCS// shall be set to a newly allocated //ABKHDR//, in that //ABKHDR//, !NewABK!, /NodeCnt/ shall be set to 1 and //ABKNAME// shall be set to an empty string.   |
| Program header                         | //ABKNAME// shall be set to the program name, //ABKDECL// shall be set to contain the text of the Program header and //ABKGRPH// shall be set to a newly allocated //ACFG// and in the new //ACFG// !NewACFG!.   |
| Label, Const, Type, or Var Declaration | If //ABKDECL// is empty then //ABKDECL// shall be set to contain the text of the declaration, otherwise the declaration shall be appended to //ABKDECL//.  |
| Procedure or Function Declaration      | If the first (or only) //ABKNAME// in //AHPROCS// is empty then !SetABK!<br>If the procedure or function is nested with the scope named by //ABKNAME// in any entry of //AHPROCS// then for that entry of //AHPROCS// //ABKNSUBS// shall be incremented, a newly allocated //ABKHDR// shall be linked into //ABKSUBS// and in the new //ABKHDR// !NewABK! and !SetABK!<br>If the procedure or function is not nested within the scope named by //ABKNAME// in any entry of //AHPROCS// then //AHLEN// shall be incremented, a newly allocated //ABKHDR// shall be linked into //AHPROCS// and in the new //ABKHDR// !NewABK! and !SetABK!. |
| Begin                                  | If //ABKGRPH// for the current block contains only one node, then no change shall be made to //ABKGRPH// and parsing shall continue. Otherwise a newly allocated //ACFG// shall be linked into //ABKGRPH// at /CurNode/ and in the new //ACFG// !NewACFG!.   |
| If                                     | !MakeNode(\$If\$)!   |
| Else                                   | /CurNode/ shall be set to reference the Right child of the if node allocated most recently at the current nesting level.   |
| While                                  | !MakeNode(\$Loop\$)!   |
| For                                    | !MakeNode(\$Loop\$)!   |
| Repeat                                 | !MakeNode(\$Loop\$)!   |
| Until                                  | !MakeNode(\$Loop\$)!, and set //ACFGRCHILD// to reference the most recently parsed Repeat at the current nesting level.  |

**Table 2 -- REACHER Parsing Actions**

| <b>Input Structure</b> | <b>Response</b>   |
|------------------------|---|
| Case                   | !MakeNode(\$Case\$)!  |
| With                   | !MakeNode(\$With\$)!  |
| :=                     | !MakeNode(\$Assign\$)!  |
| Goto                   | Complain and exit.  |
| Procedure call         | !MakeNode(\$Call\$)!, Increment //ACFGNCALLS// and add in //ACFGCALLS// a reference to the //ABKHDR// corresponding to the procedure being called.                  |
| Function call          | Increment //ACFGNCALLS// in the most recently allocated //ACFG// and add in //ACFGCALLS// a reference to the //ABKHDR// corresponding to the function being called. |
| All other tokens       | No change shall be made to //ACFG// and parsing shall continue.   |
| End of Input File      | /CurNode/ shall be set to the first //ACFG// in the //ABKGRPH// of the //ABKHDR// of the main program.  |

**Table 2 -- REACHER Parsing Actions (Continued)**

and consistent set of headers and `//ACFG//` REACHER shall display the message: `Invalid workfile format` and prompt for a Pascal source file to regenerate the workfile. Once the data is read in, `/CurNode/` shall be set to the first `//ACFG//` in the `//ABKGRPH//` of the entry of `//AHPROCS//` corresponding to `//ACFGCUR//`. If no such `//ACFG//` exists, REACHER shall display the message: `Null workfile` and exit.

## 3.2 Program Traversal

### 3.2.1 Overview

Starting with the program main body, REACHER shall traverse the input in a depth-first manner, annotating each procedure and function with the conditions under which that procedure or function may be called (i.e., reachability conditions, henceforth `//ReachCond//`). For each procedure or function, the `//ReachCond//` shall be the `//ReachCond//` of its caller, combined with additional conditions due to control structure of the caller using a logical **and**. See Table 3 for a description of the conditions associated with each Pascal control structure. If there is more than one caller, the partial `//ReachCond//` clauses from each shall be combined with a logical **or** to produce the full `//ReachCond//`. The initial `//ReachCond//` (for the main body) is **true**. Should a procedure be called that is not part of the input file supplied to REACHER, the tool will display the message: `Missing procedure name` and proceed with processing.

### 3.2.2 User Commands

During the program traversal the user shall be prompted with the `//NodeCond//` information for each `//ACFG//` as REACHER processes it. When prompted, the user may enter any of the commands described in table 4. REACHER shall perform the action described as a response to each command as it is entered. Should the user enter a command that is not listed in table 4, REACHER shall display the message: `No such command` and prompt the user again. Should the user enter a command listed in table 4 without the listed arguments, REACHER shall display the message: `Missing command arguments` and prompt the user again, ignoring the partial command. Should the user enter a command with more arguments than those listed in table 4, REACHER shall display the message `Ignoring string at end of command`, where *string* is a list of the extra arguments, and proceed to follow the command, ignoring the extra arguments. Should the user enter a command with arguments that are not of the appropriate type as listed in table 4, REACHER shall display the message: `Invalid arguments to command` and prompt the user again, ignoring the attempted command.

| <b>Structure</b>   | <b>Affect on //ReachCond//</b>   |
|--------------------|--|
| <b>CALL:</b>       | In the called procedure/function //ReachCond// shall be set to called-//ReachCond// or (calling-//ReachCond// and !parameter assignments!).  |
| <b>IF:</b>         | (//ReachCond// and !if condition!) shall be used as the initial //ReachCond// to process the then code. <i>Result1</i> will represent the result of processing the then code, (//ReachCond// and not !if condition!) shall be used as the initial //ReachCond// to process the else code (if any). <i>Result2</i> will represent the result of processing the else code. ( <i>Result1</i> or <i>Result2</i> ) shall be used for processing after the if statement. |
| <b>CASE:</b>       | (//ReachCond// and !case condition!) shall be used to process each case body. A condition formed by the logical or of all case body results shall be used for further processing.  |
| <b>LOOPS:</b>      | (//ReachCond// and !loop invariant!) shall be used to process the loop body, getting !loop invariant! from the user. (//ReachCond// and !loop invariant! and not !loop condition!) shall be used for further processing.   |
| <b>BEGIN-END:</b>  | Each enclosed statement shall be processed in turn, with the results of the processing combined by <b>and</b> with the current //ReachCond// for further processing.   |
| <b>ASSIGNMENT:</b> | All occurrences in the //ReachCond// of the expression on the right-hand side shall be replaced with the variable on the left-hand side. If no occurrences, (//ReachCond//.and !assign condition!) shall be used for further processing.   |
| <b>WITH:</b>       | No effect on //ReachCond//   |
| <b>GOTO:</b>       | REACHER shall complain to the user and exit  |

**Table 3 -- Control Structure Conditions**

| Command              | Response  |
|----------------------|---|
| !Return!, l or n     | REACHER shall process the left child of the current node. If the left child is null, the right child shall be processed. (left or next)   |
| a <i>string</i>      | REACHER shall set //ACFGSUMM// of /CurNode/ to <i>string</i> . (annotate)   |
| c //ReachCond//      | REACHER shall replace the //ReachCond// for the arc traversed to reach this node with the //ReachCond// entered by the user. (change)   |
| g <i>procname</i>    | REACHER shall continue processing with the //ABKGRPH// in the //ABKHDR// corresponding to the scope named <i>procname</i> , which must be visible at the current scope or this command shall be ignored. (goto)   |
| j <i>node1 node2</i> | REACHER shall merge the nodes in //ABKGRPH// with node numbers <i>node1</i> and <i>node2</i> . The children of the joined node shall be the children of the node indicated by <i>node2</i> . The //ACFGTEXT// of the joined node shall be the concatenation of the //ACFGTEXT//s of <i>node1</i> and <i>node2</i> . The //ACFGNUM// of the joined node shall be <i>node2</i> . The //ACFGSUMM// of the joined node shall be the concatenation of //ACFGSUMM// for <i>node1</i> , the string 'and' and //ACFGSUMM// for <i>node2</i> . //ACFGNCALLS// of the joined node shall be the sum of the //ACFGNCALLS// values for the two nodes. //ACFGCALLS// for the joined node shall be the concatenation of the //ACFGCALLS// for the two nodes. //ACFGTYPE// for the two nodes shall be \$Other\$. (join) |
| p                    | REACHER shall set /CurNode/ to the node processed immediately prior to the current node and continue processing. (previous)   |
| q                    | REACHER shall request confirmation, and if affirmation is given REACHER shall terminate processing without saving //ACFGHDR//. If the immediately prior command was 's' then the confirmation step shall be omitted. (quit)   |
| r                    | REACHER shall process the right child of the current node. If the right child is null, the left child shall be processed(right)   |
| s <i>filename</i>    | REACHER shall store //ACFGHDR// and all its subordinates in the file named <i>filename</i> . This stored //ACFGHDR// shall be stored as a Partial ACFG. If this file may not be written on, REACHER shall display the message: Cannot write save file. (save)   |
| u                    | REACHER shall undo the latest change. (undo)  |

Table 4 -- User Commands

The flow of REACHER execution is diagrammed by figure 2

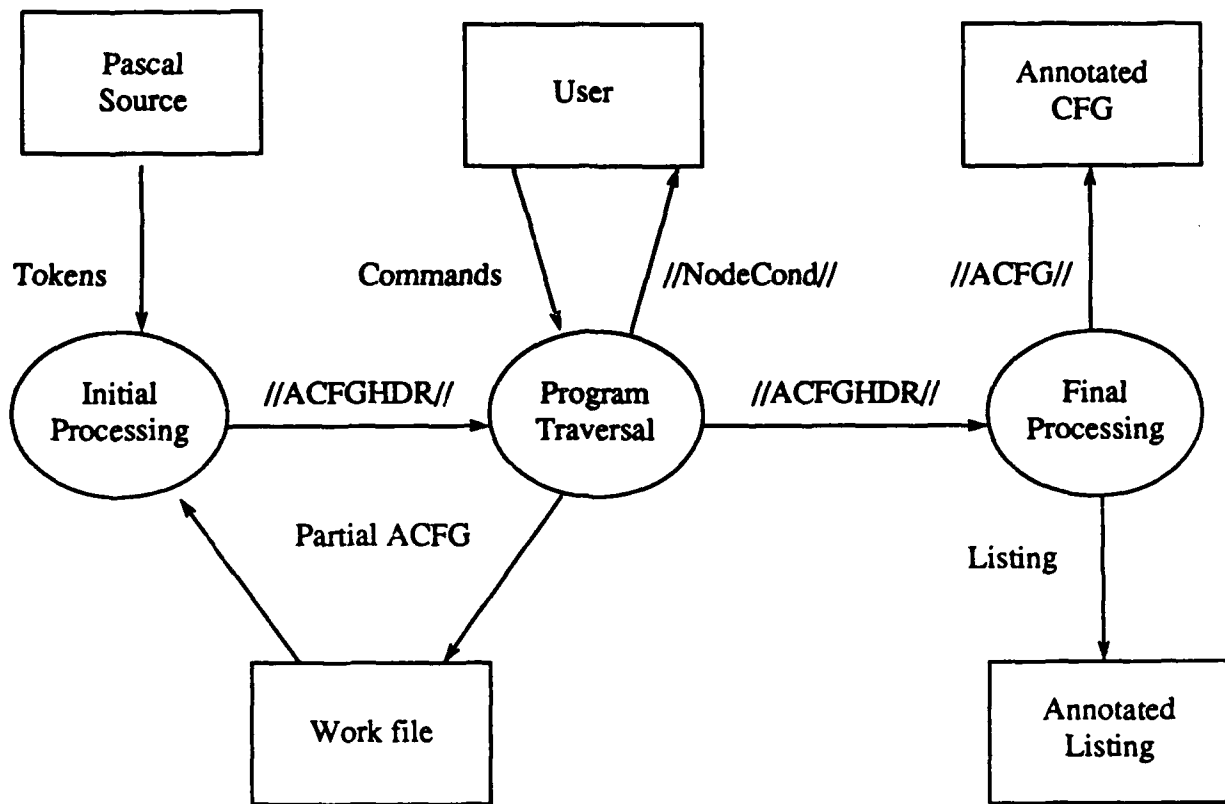


Figure 2: REACHER Flow of Execution

### 3.3 Final Processing

When all nodes in each //ACFG// in //ACFGHDR// have been processed, REACHER shall generate two output files, one containing the annotated program source described in section 2, and the other containing //ACFGHDR// and all of its subordinates. The names of these files shall correspond to those specified in section 3.1. Should either of these files not be accessible for write, REACHER shall display the message: Cannot write result file and prompt the user for a new file name.

The second file shall be a normal UNIX character file, formatted such that all of the fields of //ACFGHDR// appear first, then all of the fields of each //ABKHDR// in the order that they appear in //ACFGHDR//, then all of the fields of each //ACFG// in each //ABKHDR//, with node numbers acting as links between nodes of the //ACFG//. This format will be expected by FALTER as its input format and shall not be modified without appropriate modifications to FALTER and its specifications.

## 4.0 Subsets and Supersets

### 4.1 Subsets

1. Eliminate the 'join' command
1. Eliminate the 'previous' command

### 4.2 Supersets

1. Expand the 'undo' command to beyond the last change
2. Implement a node information editing command
3. Make the 'join' response more sophisticated, particularly in the handling of child pointers.

## 5.0 Undesired Event Handling

### Error Messages:

| Message                                  | Conditions of generation  |
|--|---|
| Cannot write result file                 | Result file(s) is inaccessible for write.   |
| Cannot write save file                   | File for save command is inaccessible for write.  |
| File not found                           | Missing or inaccessible input file.   |
| Ignoring <i>string</i> at end of command | Extra arguments on command entered by user.   |
| Incomplete Input File                    | Pascal input file does not contain at least one complete scope.                                 |
| Invalid arguments to command             | Command entered with arguments of wrong type.   |
| Invalid global declaration               | Pascal input file contains multiple scopes and global declarations.                             |
| Invalid workfile format                  | Workfile is of wrong format for restoration, or data in workfile is incomplete or inconsistent. |
| Missing command arguments                | Command entered by user without needed arguments.   |
| Missing procedure <i>name</i>            | Procedure called that is not part of the input file.  |
| No such command                          | Unrecognized command entered by user.   |
| Null workfile                            | No //ACFG// nodes in workfile.  |

## 6.0 Glossary

- !assign condition!** left hand side of assignment statement = right hand side of assignment statement.
- !case condition!** case variable = case label
- !GenGraph!** See section 3.1.2
- !if condition!** The series of tokens appearing between *if* and *then*.
- !loop condition!** The condition that must be satisfied if the loop is to continue.
- !loop invariant!** The condition that expresses the semantics of the loop. True on every execution of the loop.
- !MakeNode(T)!** A newly allocated `//ACFG//` shall be linked into `//ABKGRPH//` at `/CurNode//`. In that `//ACFG// !SetNum!`, `//ACFGLFT//` shall be set to nil, `//ACFGRT//` shall be set to nil, `//ACFGLCND//` shall be set to reflect the condition in the current statement, `//ACFGRCND//` shall be set to reflect the logical inverse of that condition, `!NoCalls!`, `//ACFGTEXT//` shall be set to the text of the statement (excluding any substatements), `//ACFGSUMM//` shall be set to an empty string, and `//ACFGTYPE//` shall be set to T and `/CurNode/` shall be set to reference the left child of this `//ACFG//`.
- !NewABK!** `//ABKNUMRET//` shall be set to 0, `//ABKRET//` shall be set to an empty list, `//ABKREACH//` shall be set to true, `//ABKGRPH//` shall be set to nil, `//ABKNSUBS//` shall be set to 0, `//ABKSUBS//` shall be set to an empty list and `//ABKDECL//` shall be set to an empty string
- !NewACFG!** `!SetNum!`, `//ACFGLFT//` shall be set to nil, `//ACFGRT//` shall be set to nil, `//ACFGLCND//` shall be set to true, `//ACFGRCND//` shall be set to true, `!NoCalls!`, `//ACFGTYPE//` shall be set to \$BeginEnd\$ and `//ACFGTEXT//` shall be set to the empty string. An indicator `/CurNode/` shall be set to reference the left child of this `//ACFG//`
- !NoCalls!** `//ACFGNCALLS//` shall be set to 0, `//ACFGCALLS//` shall be set to an empty list
- !parameter-assignments!** an expression in one of three forms: true, (*v = expression*), or (*v = expression*) and !parameter-assignments!
- !ReadWork!** See section 4.1.3
- !SetABK!** `//ABKGRPH//` shall be set to a newly allocated `//ACFG//` and in that `//ACFG// !NewACFG!`, `//ABKNAME//` shall be set to the procedure or function name and `//ABKDECL//` shall be set to contain the text of the procedure or function header
- !SetNum!** `//ACFGNUM//` shall be set to `/NodeCnt/`, `/NodeCnt/` shall be incremented

## Distribution List

|   |           |
|---|-----------|
| <b>Defense Technical Information Center<br/>Cameron Station<br/>Alexandria, VA 22314</b>                      | <b>2</b>  |
| <b>Library, Code 0142<br/>Naval Postgraduate School<br/>Monterey, CA 93943</b>                                | <b>2</b>  |
| <b>Center for Naval Analyses<br/>4401 Ford Ave.<br/>Alexandria, VA 22302-0268</b>                             | <b>1</b>  |
| <b>Director of Research Administration<br/>Code 012<br/>Naval Postgraduate School<br/>Monterey, CA 93943</b>  | <b>1</b>  |
| <b>Chairman, Computer Science Department<br/>Code 52<br/>Naval Postgraduate School<br/>Monterey, CA 93943</b> | <b>1</b>  |
| <b>Shimeall, Timothy J<br/>Code 52Sm<br/>Naval Postgraduate School<br/>Monterey, CA 93943</b>                 | <b>20</b> |