

2

AD-A217 585

SECURITY CLASSIFICATION OF THIS PAGE

DTIC
ELECTE
FEB 06 1990
B

1a. REPORT SECURITY CLASSIFICATION Unclassified		1b. RESTRICTIVE MARKINGS	
2a. SECURITY CLASSIFICATION AUTHORITY FEB 06 1990		3. DISTRIBUTION / AVAILABILITY OF REPORT Available for public release. Distribution unlimited.	
2b. DECLASSIFICATION / DOWNGRADING SCHEDULE		4. PERFORMING ORGANIZATION REPORT NUMBER(S) #52	
5. MONITORING ORGANIZATION REPORT NUMBER(S)		6a. NAME OF PERFORMING ORGANIZATION The Pennsylvania State Univ.	
6b. OFFICE SYMBOL (If applicable)		7a. NAME OF MONITORING ORGANIZATION Office of Naval Research	
6c. ADDRESS (City, State, and ZIP Code) Department of Chemistry The Pennsylvania State University University Park, Pa. 16802		7b. ADDRESS (City, State, and ZIP Code) Arlington Virginia 12217	
8a. NAME OF FUNDING / SPONSORING ORGANIZATION ONR		8b. OFFICE SYMBOL (If applicable)	
9. PROCUREMENT INSTRUMENT IDENTIFICATION NUMBER		10. SOURCE OF FUNDING NUMBERS	
8c. ADDRESS (City, State, and ZIP Code) Arlington Virginia 22217		PROGRAM ELEMENT NO. N00014-84	PROJECT NO. K-0447
		TASK NO. 4132007	NR WORK UNIT ACCESSION NO.
11. TITLE (Include Security Classification) Synthesis of New Polyphosphazene Elastomers			
12. PERSONAL AUTHOR(S) Harry R. Allcock*, Gayann S. McDonnell, and James L. Desorcie			
13a. TYPE OF REPORT Preprint	13b. TIME COVERED FROM TO	14. DATE OF REPORT (Year, Month, Day) 1990, February 1	15. PAGE COUNT 22
16. SUPPLEMENTARY NOTATION Submitted to MACROMOLECULES			
17. COSATI CODES		18. SUBJECT TERMS (Continue on reverse if necessary and identify by block number)	
FIELD	GROUP	SUB-GROUP	
		Phosphazenes, polyphosphazenes, synthesis	
19. ABSTRACT (Continue on reverse if necessary and identify by block number) The cyclic phosphazenes, N ₃ P ₃ F ₅ (CMe ₃), N ₃ P ₃ F ₅ Ph, non-gem-N ₃ P ₃ Cl ₄ Me ₂ , non-gem-N ₃ P ₃ -Cl ₄ Et ₂ , (NPClMe) ₃ , and (NPClMe) ₄ have been polymerized to macromolecules of formula [(NPF ₂) ₂ NPFR] _n , [NPCl ₂ (NPClR) ₂] _n , and (NPClR) _n . Species (NPClMe) ₃ and (NPClEt) ₃ were copolymerized with (NPCl ₂) ₃ to yield polymers of type [NPCl ₂] _x (NPClR) _y] _n . The halogen atoms in the high polymers were replaced by trifluoroethoxy groups to yield hydrolytically-stable derivatives. The influence of the alkyl or aryl groups on the properties of the polymers is described. The influence of the alkyl or aryl groups on the properties of the polymers is described. The new polymers are elastomers, with glass transition temperatures in the -40 to -60°C range.			
20. DISTRIBUTION / AVAILABILITY OF ABSTRACT <input checked="" type="checkbox"/> UNCLASSIFIED/UNLIMITED <input type="checkbox"/> SAME AS RPT <input type="checkbox"/> DTIC USERS		21. ABSTRACT SECURITY CLASSIFICATION Unclassified	
22a. NAME OF RESPONSIBLE INDIVIDUAL Dr. Kenneth J. Wynne		22b. TELEPHONE (Include Area Code) 202-696-4410	22c. OFFICE SYMBOL NC

Office of Naval Research

Contract N00014-84-K-0477
R&T CCProject Code 4132007---004

Technical Report No. 52

SYNTHESIS OF NEW POLYPHOSPHAZENE ELASTOMERS

by

Harry R. Allcock^{*}, Gayann S. McDonnell, and James L. Desorcie

Prepared for Publication in MACROMOLECULES

Department of Chemistry
The Pennsylvania State University
University Park , Pennsylvania 16802

February 1, 1990

Reproduction in whole, or in part, is permitted for any purpose of the United States Government.

This document has been approved for public release and sale; its distribution is unlimited.

90 02 06 103

Synthesis of New Polyphosphazene Elastomers

Harry R. Allcock*, Gayann S. McDonnell, and James L. Desorcie

Department of Chemistry, The Pennsylvania State University

152 Davey Laboratory, University Park, PA. 16802

Received _____

Abstract: The cyclic phosphazenes, $N_3P_3F_5(CMe_3)$, $N_3P_3F_5Ph$, non-gem- $N_3P_3Cl_4Me_2$, non-gem- $N_3P_3Cl_4Et_2$, $(NPClMe)_3$, and $(NPClMe)_4$ have been polymerized to macromolecules of formula $[(NPF_2)_2NPFR]_n$, $[NPCl_2(NPClR)_2]_n$, and $(NPClR)_n$. Species $(NPClMe)_3$ and $(NPClEt)_3$ were copolymerized with $(NPCl_2)_3$ to yield polymers of type $[NPCl_2)_x(NPClR)_y]_n$. The halogen atoms in the high polymers were replaced by trifluoroethoxy groups to yield hydrolytically-stable derivatives. The influence of the alkyl or aryl groups on the properties of the polymers is described. The new polymers are elastomers, with glass transition temperatures in the -40 to $-60^\circ C$ range.

Accession For	
NTIS GRA&I	<input checked="" type="checkbox"/>
DTIC TAB	<input type="checkbox"/>
Unannounced	<input type="checkbox"/>
Justification	
By _____	
Distribution/	
Availability Codes	
Dist	Avail and/or Special
A-1	

The main method for the synthesis of stable polyphosphazenes involves the polymerization of hexachlorocyclotriphosphazene, $(\text{NPCl}_2)_3$, to high molecular weight poly(dichlorophosphazene), $(\text{NPCl}_2)_n$, followed by replacement of the halogen atoms in this polymer by alkoxy, aryloxy, or amino groups.¹⁻⁴ In general, these polymers are microcrystalline materials if the side groups are OCH_2CF_3 , OPh , or substituted phenoxy units, and if only one type of side group is present along each chain. By contrast, polyphosphazenes with flexible side groups, such as OMe , OEt , or $\text{OCH}_2\text{CH}_2\text{OCH}_2\text{CH}_2\text{OCH}_3$, are elastomers. However, polymers that bear two or more different fluoroalkoxy or aryloxy side groups attached to the same chain are elastomers.⁵⁻⁸ This is because the random distribution of different side groups along the chain prevents crystallization and allows the inherent flexibility of the polyphosphazene backbone to dominate the solid state properties. Mixed-substituent fluoroalkoxy-phosphazene polymers are used in technology as low T_g , solvent-, oil-, and oxidation-resistant elastomers.⁵⁻⁸ Mixed-substituent aryloxyphosphazene elastomers are employed as non-burning, expanded foam insulation materials.

The work described in this paper is part of our program to synthesize a new class of phosphazene elastomers. This program is based on the following logic. If low T_g elastomers can be prepared by the random introduction of two (or more) different alkoxy or aryloxy groups into a polyphosphazene, it should be possible to generate other elastomers by the introduction of alkyl or aryl groups, together with alkoxy or aryloxy side units. Provided the difference in size of the two groups prevents crystallization and generates appreciable free volume, the generation of elastomeric properties is likely.

Two methods are available for testing this idea. First, poly(dichlorophosphazene) or poly(difluorophosphazene) might be allowed to react with an alkyl or aryl Grignard or organolithium reagent to replace some of the halogen atoms by alkyl or aryl groups. The remaining halogen atoms could then be replaced by alkoxy- or aryloxy units. In earlier studies, we explored this method in some detail⁹⁻¹² but concluded that the approach is limited by the tendency of many organometallic reagents to cleave the skeletal bonds of $(\text{NPCl}_2)_n$. This is less of a problem when $(\text{NPF}_2)_n$ is used as a macromolecular substrate, but the large-scale synthesis of this polymer presents serious problems.¹¹

The alternative approach has proved to be more useful. This involves the synthesis of phosphazene cyclic trimers or tetramers that bear both halogen and alkyl or aryl side groups (1). These are prepared by the reactions of $(\text{NPCl}_2)_3$ or $(\text{NPF}_2)_3$ with organometallic reagents, interactions that are less affected by skeletal cleavage processes than are the analogous reactions at the high polymeric level. Thermal polymerization of these alkyl- or aryl-halogeno-cyclophosphazenes may yield linear or macrocyclic high polymers (2), the halogen atoms of which can then be replaced by alkoxy- or aryloxy groups. This approach is summarized in Scheme I.

Scheme I near here

Examples of the reaction sequence shown in Scheme I are known for systems in which R is Me, Et, n-Pr, n-Bu, Ph, carboranyl, or organosilicon units.¹³⁻¹⁷ In principle, cyclic trimers that bear more than one alkyl or aryl group can be utilized in the same way. However, general synthesis routes to compounds of this type have become available only recently,^{18,19} and

relatively few examples have been studied as polymerization "monomers".

In this paper we describe the polymerization of seven cyclophosphazenes. Two of these (4 and 5) correspond to structure 1, with bulky R groups attached to the ring. The remaining five contain non-geminal halogeno-organo structures (6-10). In all cases, the polymers formed were subjected to reactions in which the halogen atoms were replaced by trifluoroethoxy groups to generate water-stability. An analysis of the factors that facilitate or inhibit polymerization in these and related systems will be presented in a later publication.

Results and Discussion

Cyclic Phosphazenes Used in this Work. The compounds shown as 4-10 were studied as "monomers" for polymerization.

Structures 4-10 near here

The polymerization of 5 was reported previously,¹³ but was included here as a control. Polymerization of 8 was mentioned briefly by Prons, Grinblat, and Klevanskii in 1971,²⁰ but the polymer was apparently not converted to a stable derivative species. Analogues of 4 and 5 with methyl or ethyl groups in place of t-butyl or phenyl, and chlorine in place of fluorine, have been polymerized in earlier studies.¹⁴

Species 4-10 were synthesized by the following methods. Compounds 4 and 5 were prepared by the organolithium method of Ramachandran and Allen²¹ and Allen and Moeller.²² Trimers 6-9 were prepared by the reactions of alkylmagnesium or alkylaluminum reagents with cyclotriphosphazenes that bear both dimethylamino and chloro-side units.^{18,19} The dimethylamino groups were then replaced by chlorine by reaction with hydrogen chloride. This strategy was also used to prepare the cyclic tetramer 10.

Extensive efforts were made to ensure the purity of the cyclophosphazenes, since nearly all phosphazene polymerization reactions are sensitive to the presence of impurities. Vapor phase chromatography, mass spectrometry, and NMR analysis were used to monitor the purity of each compound.

Polymerization and Substitution Reactions. Each compound was heated in evacuated sealed glass tubes at 210-250°C (for the chlorophosphazenes) or 250-300°C (for the fluoro-derivatives). The best experimental conditions found are summarized in Table I. The polymers formed in this way are depicted by structures 11-15. The same polymer, 15, was formed from both 8 and 10.

Table I and structures 11-24 near here

Polymers 16 and 17 were prepared by copolymerization of 8, 9, or 10 with $(\text{NPCl}_2)_3$.²³ These reactions took place at 250°C with reaction times of 10-40 h, with the use of 1:1 molar ratios of $(\text{NPClR})_3$ or 4 and $(\text{NPCl}_2)_3$. As shown in Table I, $(\text{NPClMe})_3$ (8) was preferentially incorporated into polymer 16, compared to $(\text{NPCl}_2)_3$. Species $(\text{NPClEt})_3$ appeared to have roughly the same reactivity as $(\text{NPCl}_2)_3$ since nearly equal amounts of the two species were incorporated into the copolymer.

The conditions needed for replacement of the halogen atoms in 11-17 by trifluoroethoxy groups were estimated by trial substitutions using cyclic species.^{14, 24} For example, it was found that compound 4 reacted with excess sodium trifluoroethoxide at 25°C in tetrahydrofuran to replace only four of the five fluorine atoms. Only when the reaction was carried out at 65°C was the fifth fluorine replaced.²⁵ This information was used to design the reaction conditions needed to replace the halogen atoms in 11-17 to yield polymers 18-24.

Characterization and Properties of the Polymers. Ideally, a full characterization of the polymeric products should include a structural assessment of both the halogeno-polymers 11-17 and their trifluoroethoxy-derivatives 18-24. In practice, it was found that the halogeno-species were exceedingly sensitive to moisture and frequently crosslinked during attempted purification. For this reason most of the characterization was carried out on the hydrolytically-stable derivatives 18-24, which could be prepared without isolation of their macromolecular precursors.

Nevertheless, some NMR characterization was possible for species 13-17 after swelling in THF and extractive removal of cyclic oligomers. For example, as shown in Table II, the ^{31}P NMR spectra of 13 (derived from 6) and 16 (derived from 8 and $(\text{NPCl}_2)_3$) consisted of resonances at 10.7 (PClMe) and -22.8 ppm (PCl_2), while polymer 15 gave a resonance at 11.0 ppm only. The ^{31}P NMR spectra of 13-17 obtained in this way were consistent with the structures shown and with the side group ratios of the derivative polymers 20-24. Thus, replacement of the P-Cl (and presumably P-F) bonds by P-OCH₂CF₃ units appeared to bring about no detectable changes in the basic structure.

A more extensive characterization was possible for polymers 18-24, and this involved a combination of ^1H and ^{31}P NMR spectroscopy, elemental analysis, infrared spectroscopy, differential scanning calorimetry (DSC), and gel permeation chromatography. Most of these data are summarized in Table II.

The infrared spectra of polyphosphazenes 18-24 were consistent with the proposed structures. In each case an intense absorbance existed between 1100 and 1300 cm^{-1} . This is a characteristic of the -P=N- skeleton in linear or macrocyclic polyphosphazenes. Other bands were detected for alkyl or aryl group C-H absorbances.

Table II near here

The ^{31}P NMR spectra for 18-24 are summarized in Table II. Although polymer 22 generated only a single sharp peak, the spectra of 18-21, 23, and 24 contained significantly broader resonances with considerable fine structure. This was attributed to a variety of microenvironments for the phosphorus atoms in the skeleton, perhaps complicated further by P-P spin-spin or through space coupling. In any case, the broad resonances indicate that all the polymers except 22 possess a relatively random sequencing of repeating units. This was especially evident with polymers 20 and 21. Polymers 15 and 22 yielded similar ^{31}P NMR spectra when prepared from either 8 or 10. The use of 8 or 9 in copolymerization reactions with $(\text{NPCl}_2)_3$ provided different ratios of the two types of repeating units in 23 and 24. These different structures were detectable by ^{31}P NMR spectroscopy.

The structures of polymers 18-24 were also monitored by high field ^1H NMR spectroscopy. These spectra were complicated by various proton-proton and proton-phosphorus coupling interactions. Peak integration techniques were used to determine the repeat unit ratios for polymers 23 and 24. These were confirmed by microanalysis.

The glass transition temperatures (T_g) were measured for polymers 18-24 by DSC analysis. The results are shown in Table II. The T_g values can be compared with those of the single-substituent polymers $[\text{NP}(\text{OCH}_2\text{CF}_3)_2]_n$ ($T_g = -66^\circ\text{C}$) and $[\text{NPMe}_2]_n$ ($T_g = -42^\circ\text{C}$).²⁶ This comparison must be made with the recognition that both of these control polymers are microcrystalline materials, whereas the new polymers reported in this work are amorphous. The introduction of one ethyl group per two repeating units (24) affects the T_g hardly at all (-64°C). Two separate glass transitions were detected for copolymer 23 (at -55°C and -44°C). This is surprising, but it may indicate that the polymer has some degree of block character. The T_g values of polymers 18 and 19, with a bulky t-butyl or phenyl side group every three repeating units, were slightly higher (-52°C and -46°C , respectively) than that of $[\text{NP}(\text{OCH}_2\text{CF}_3)_2]_n$. Rigid bulky substituents probably raise the T_g by intramolecular steric interference to chain torsional motions.

None of the polymers 18-24 showed crystalline melting transitions in the DSC analyses. Moreover, the polymers generated no optical birefringence when viewed through crossed polarizers.

In the uncrosslinked state, polymers 18-24 are adhesive elastomers, with distinctly different properties from $[\text{NP}(\text{OCH}_2\text{CF}_3)_2]_n$ or $[\text{NPMe}_2]_n$. In addition, the methyl derivatives, 20, 22, and 23, underwent slow viscous flow at room temperature. In many respects, polymers 18-24 resemble the commercial elastomers of formula $[\text{NP}(\text{OCH}_2\text{CF}_3)_x(\text{OCH}_2(\text{CF}_2)_m\text{CF}_2\text{H})_y]_n$. Possible advantages over the established materials include the absence of side groups with potentially reactive, terminal $-\text{CF}_2\text{H}$ units, a greater control over the substituent ratios, and the generation of low T_g elastomeric properties without the use of high ratios of a second fluoroalkoxy side group.

Experimental Section

Materials. Hexachlorocyclotriphosphazene, $(\text{NPCl}_2)_3$, was supplied by Ethyl Corp. Tetrahydrofuran (THF) was distilled into the reaction flask under an atmosphere of dry argon from a sodium benzophenone ketyl drying agent. Hexane was distilled from calcium hydride before use.

Trifluoroethanol (Halocarbon Products) was distilled and then dried over 3A molecular sieves. Sodium stick (Aldrich) was stored, cut, and weighed in a nitrogen-filled dry box equipped with a recirculating atmosphere system to remove oxygen and water.

Analytical Equipment and Techniques. ^{31}P NMR spectra were recorded with the use of a JEOL FX-90Q spectrometer operated at 36 MHz. Positive chemical shifts are downfield from external phosphoric acid. ^1H NMR spectra were recorded with the use of a Bruker WP-200 spectrometer operated at 200 MHz. Chemical shifts are relative to tetramethylsilane at 0. Infrared spectra were recorded on a Perkin Elmer 283B spectrometer. The samples were prepared as thin films on NaCl disks. Vapor phase chromatography was carried out using a Varian 3700 gas chromatograph equipped with a flame ionization detector and a 2-m SP2100 (3%) column. Gel permeation chromatography (GPC) data were obtained with the use of a Hewlett Packard HP 1090 liquid chromatograph with a refractive index detector. Polymer Laboratories PLgel (10^6 , 10^5 , 10^3 Å) columns were calibrated with narrow molecular weight polystyrene standards. The columns had been previously calibrated with fractionated samples of $[\text{NP}(\text{OCH}_2\text{CF}_3)_2]_n$.

A 0.1% solution of $(n\text{-C}_4\text{H}_9)_4\text{NBr}$ in THF was employed as the eluent. Glass transition temperatures (T_g) were recorded with the use of a Perkin Elmer DSC-7 unit with a PE 7500 computer. The samples (10-30 mg) were analyzed in crimped aluminum pans: a heating rate of $10^\circ\text{C}/\text{min}$ and a helium flow rate of $10\text{ mL}/\text{min}$ were used. The instrument was calibrated with a cyclohexane standard with thermal transitions at -87.06°C and 6.54°C . Elemental analyses were obtained by Galbraith Laboratories, Knoxville, TN.

Synthesis of Cyclic Trimers and Tetramer. Species 4-10 were synthesized by techniques described in the literature.^{18,19,21,22} The cyclic tetramer 10 was obtained via the ring expansion reaction of 8 in an evacuated sealed tube at 210°C for 6-25 days, or at 250°C from 4 h to 25 days. Yields of 10 varied from $\sim 20\%$ to 80% depending on reaction conditions. In general, the highest yields of 10 were associated with reactions at 250°C for 1 day or longer. This and other cyclophosphazene equilibration reactions will be discussed in detail in another publication.

Compounds 4 and 5 were purified by vacuum-distillation at 0.05 torr. Cyclophosphazenes 6-10 and $(\text{NPCl}_2)_3$ were purified by two recrystallizations from dry hexane or heptane, followed by three vacuum sublimations at 0.05 torr. The purified compounds were then stored in an inert-atmosphere dry box.

Polymerization Technique. The polymerizations were carried out in Pyrex glass tubes, 220 mm long, 12 mm o.d. and 10 mm i.d. with a constriction 100 mm from the open end. The tubes were soaked in ethanolic KOH for 24 h, followed by five washings each with tap water, 2% aqueous HCl solution, distilled water, and distilled/deionized water. They were then dried at 140°C for 48 h. The tubes were charged with the appropriate

cyclophosphazene (~ 3.0 g) in the dry box, were attached to a vacuum line, and evacuated for 30 min at 0.05 torr. The tubes were then sealed at the constriction, wrapped in aluminum gauze, and placed on a rocking device in a Freas thermoregulated oven preheated to the desired temperature. The viscosity of the molten reaction mixtures increased significantly as the contents of the tubes polymerized.

Model Reactions of 4 with $\text{NaOCH}_2\text{CF}_3$. Most of these reactions followed a similar set of procedures, and the following are typical.

$\text{N}_3\text{P}_3(\text{OCH}_2\text{CF}_3)_4\text{F}^t\text{Bu}$ A solution of $\text{NaOCH}_2\text{CF}_3$, prepared from sodium (0.96 g, 0.04 mol) and HOCH_2CF_3 (3.5 mL, 0.048 mol) in THF (100 mL), was added dropwise to a solution of $\text{N}_3\text{P}_3\text{F}_5\text{R}$ (4) (2.0 g, 7.4 mmol) in THF (30 mL) which was cooled to -78°C . The solution was warmed to room temperature and was neutralized with $\text{ClSi}(\text{CH}_3)_3$. The solution was added to distilled water (200 mL) and was then extracted with diethyl ether (3 x 150 mL). The ether layers were dried over magnesium sulfate, filtered, and the solvent removed under reduced pressure. The product was purified by distillation (b.p. 96°C , 0.05 torr). Yield: 0.9 g, 21%. ^{31}P NMR: 14.4 ppm (d), $\text{P}(\text{OCH}_2\text{CF}_3)_2$; 52.5 ppm (d,t), PF^tBu , $J_{\text{PNP}} = 39.1$ Hz; $J_{\text{PF}} = 1025.4$ Hz. ^1H NMR: δ 1.2 (d), ^tBu ; δ 4.2 (m), OCH_2CF_3 ; $J_{\text{PH}} = 19.1$ Hz. IR (neat): ν_{CH} 2980 cm^{-1} ; ν_{PN} $1180, 1260, 1300\text{ cm}^{-1}$. Anal. Calcd. for $\text{C}_{21}\text{H}_{17}\text{N}_3\text{P}_3\text{O}_4\text{F}_{13}$; C, 23.73; H, 2.83; N, 6.29; F, 40.68. Found: C, 23.90; H, 2.83; N, 6.89; F, 41.17.

Synthesis of $\text{N}_3\text{P}_3(\text{OCH}_2\text{CF}_3)_5^t\text{Bu}$. Compound 4, $\text{N}_3\text{P}_3\text{F}_5^t\text{Bu}$, (2.0 g, 7.41 mmol), dissolved in THF (30 mL), was added to a refluxing solution of $\text{NaOCH}_2\text{CF}_3$, prepared from sodium (2.4 g, 0.10 mol) and HOCH_2CF_3 (9.0 mL, 0.124 mol) in THF (100 mL). The solution was refluxed for 8 days. The

product was isolated as described above. Yield: 1.2 g, 30%, m.p. 38°C.

^{31}P NMR: $\nu_{\text{A}} = 49.0$ ppm, $\text{P}(\text{OCH}_2\text{CF}_3)^{\text{tBu}}$; $\nu_{\text{X}} = 16.9$ ppm, $\text{P}(\text{OCH}_2\text{CF}_3)_2$; $J_{\text{PNP}} = 39.1$ Hz. ^1H NMR: δ 4.2 (m), OCH_2CF_3 ; δ 1.2 (d), $^{\text{tBu}}$; $J_{\text{PH}} = 18.7$ Hz.

IR (KBr): ν_{CH} 2945 cm^{-1} ; ν_{PN} 1165, 1240, 1280 cm^{-1} . Anal. Calcd. for $\text{C}_{14}\text{H}_{19}\text{N}_3\text{P}_3\text{O}_5\text{F}_{15}$: C, 24.47; H, 2.79; N, 6.12; F, 41.48. Found: C, 24.49; H, 2.75; N, 6.13; F, 41.53.

Reactions of Polymers 11-17 with $\text{NaOCH}_2\text{CF}_3$. All these reactions were carried out in a similar manner. The following procedure is typical. A polymerization tube containing a mixture of 15 and cyclic oligomers (3.0 g, 0.031 mol) was opened in a nitrogen-filled glove bag and the contents were dissolved in dry THF (100 mL). A solution of $\text{NaOCH}_2\text{CF}_3$ in THF (25 mL) was prepared from sodium (1.5 g, 0.065 mol) and trifluoroethanol (8.9 g, 0.089 mol) under an atmosphere of dry argon. The solution of 15 was added to the $\text{NaOCH}_2\text{CF}_3$ at 25°C over a period of 30 min. The reaction mixture was then heated to reflux for 8 h. The mixture was allowed to cool to room temperature and chlorotrimethylsilane (7.3 g, 0.067 mol) was added to destroy unreacted $\text{NaOCH}_2\text{CF}_3$. The reaction mixture was stirred for 2 h and the solvent was removed under reduced pressure. The residue was then Soxhlet-extracted with pentane for 48 h to remove cyclic oligomers. The polymer (22) was dissolved in acetone (20 mL) and was isolated following precipitation into water. The product was further purified by two reprecipitations from acetone into water followed by two reprecipitations from acetone into pentane. The polymer was dried for 48 h in vacuo.

Examination of Chloro-Substituted Phosphazenes, 13-17. Each polymerization tube was opened in a nitrogen-filled glove bag and the contents were Soxhlet-extracted with dry hexane for 48 h. The recovered

polymers would not dissolve in THF, but they swelled sufficiently to allow ^{31}P NMR spectra to be recorded. Acceptable ^{31}P NMR spectra of 11 and 12 were not obtainable because of their limited solubility and the extensive P-F coupling interactions.

Acknowledgment. We thank the U.S. Office of Naval Research for the support of this work.

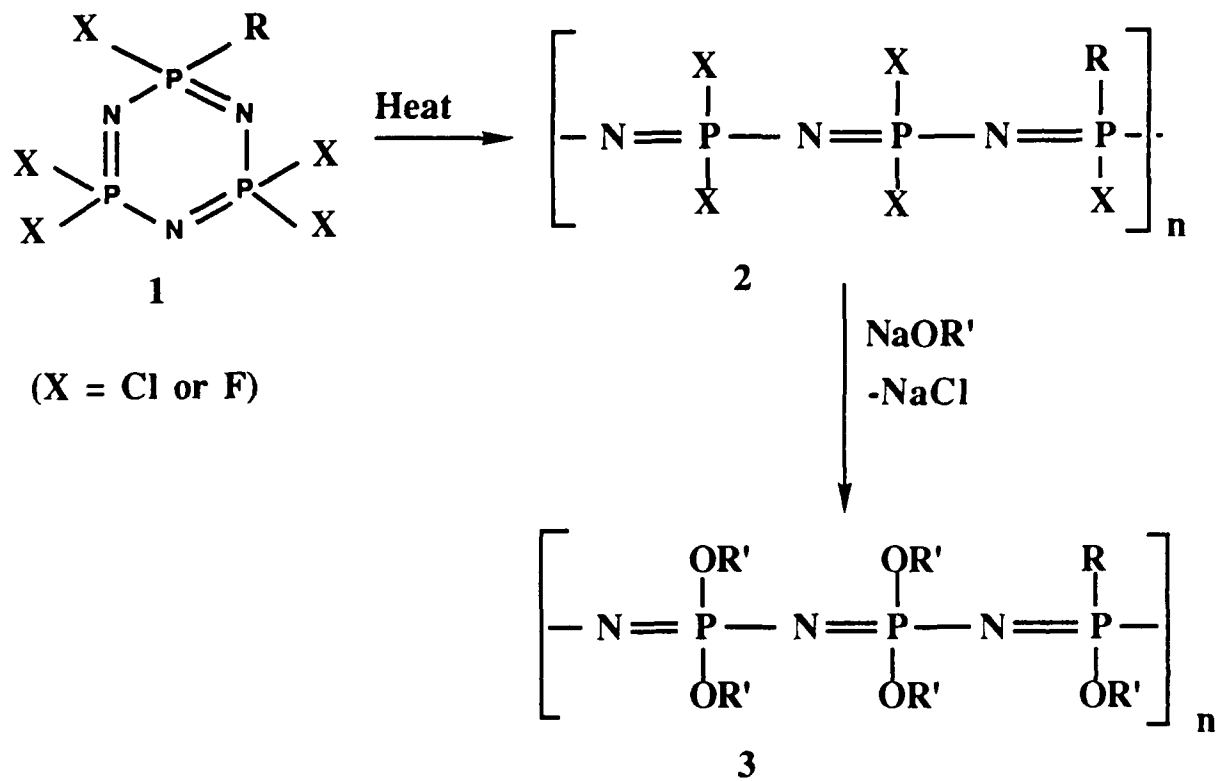
References and Notes

1. Allcock, H. R.; Kugel, R. L. J. Am. Chem. Soc. 1965, 87, 4216.
2. Allcock, H. R.; Kugel, R. L.; Valan, K. J., Inorg. Chem. 1966, 5, 1709.
3. Allcock, H. R.; Kugel, R. L. Inorg. Chem. 1966, 5, 1716.
4. Allcock, H. R. ACS. Symp. Ser. 360, 1988, 250.
5. Rose, S. H. J. Polymer Sci. (B) 1968, 6, 837
6. Tate, D. P. J. Polymer Sci., Polymer Symp. 1974, 48, 33.
7. Singler, R. E.; Hagnauer, G. L.; Sicka, R. W., ACS Symp. Ser. 193, 1982, 229.
8. Penton, H. R. ACS Symp. Ser. 360, 1988, 277.
9. Allcock, H. R.; Chu, C.T.-W. Macromolecules 1979, 12, 551.
10. Allcock, H. R.; Evans, T. L.; Patterson, D. B. Macromolecules 1980, 13, 201.
11. Evans, T. L.; Allcock, H. R. J. Macro. Sci. - Chem. 1981, A16(1), 409.
12. Evans, T. L.; Patterson, D. B.; Suszko, P. R.; Allcock, H. R. Macromolecules 1981, 14, 218.
13. Allcock, H. R.; Moore, G. Y. Macromolecules 1975, 8, 377.
14. Allcock, H. R.; Ritchie, R. J.; Harris, P. J. Macromolecules 1980, 13, 1332.
15. Allcock, H. R.; Connolly, M. S. Macromolecules 1985, 18, 1330.
16. Allcock, H. R.; Scopelianos, A. G.; O'Brien, J. P.; Bernheim, M. Y., J. Am. Chem. Soc. 1981, 103, 350.

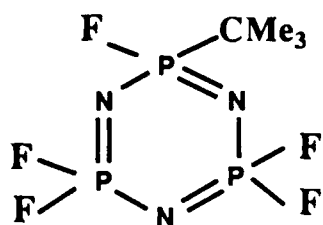
17. Allcock, H. R.; Brennan, D. J.; Graaskamp, J. M., Macromolecules 1988, 21, 1.
18. Allcock, H. R.; Desorcie, J. L.; Rutt, J. S. Organometallics 1988, 7, 612.
19. Allcock, H. R.; Desorcie, J. L.; Wagner, L. J. Inorg. Chem. 1985, 24, 333.
20. Prons, V. N.; Grinblat, M. P.; Klevanskii, A. L. Zh. Obshch. Khim., 1971, 41, 482.
21. Ramachandran, K.; Allen, C. W., J. Am. Chem. Soc. 1982, 104, 2396.
22. Allen C. W.; Moeller, T. Inorg. Chem. 1968, 7, 2177.
- 23 No high polymer was formed from trimer 9 alone. Instead, a series of higher cyclic oligomers was generated. This ring-expansion process, and its relationship to high polymer formation, will be discussed in a later paper.
- 24 Allcock, H. R. Acc. Chem. Res. 1979, 12, 351.
25. The characterization data for $N_3P_3(OCH_2CF_3)_5CMe_3$ (derived from 4) differed from that of a compound prepared previously from $N_3P_3Cl_5CMe_3$.¹⁴ A repeat of that earlier synthesis indicated that the earlier data corresponded to $gem-N_3P_3Cl(OCH_2CF_3)_4CMe_3$. Only under forcing conditions was the final chlorine atom replaced. This, too, was an indication of the low reactivity of a halogen atom gem to a t-butyl group, presumably a consequence of steric shielding.
26. Polymers of this structure have been prepared by a condensation route from P-trifluoroethoxy-N-silyl-phosphinimines: Neilson, R.

H.; Wisian-Neilson, P. J. Macromol. Sci. - Chem. 1981, A16(1)

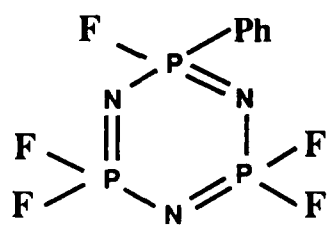
425.



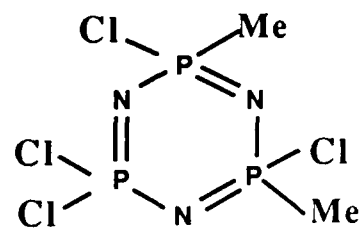
Scheme I



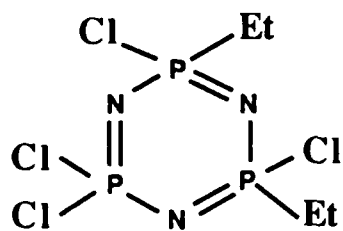
4



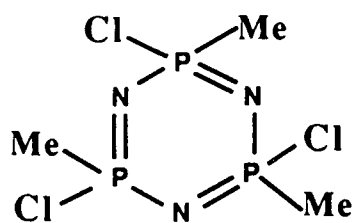
5



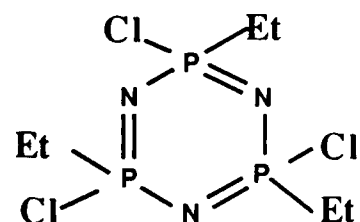
6



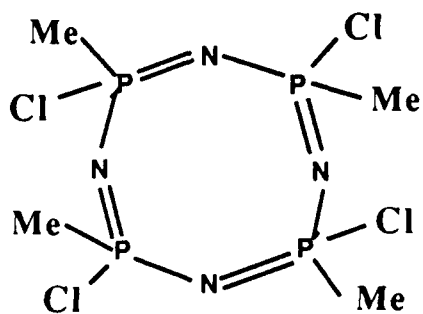
7



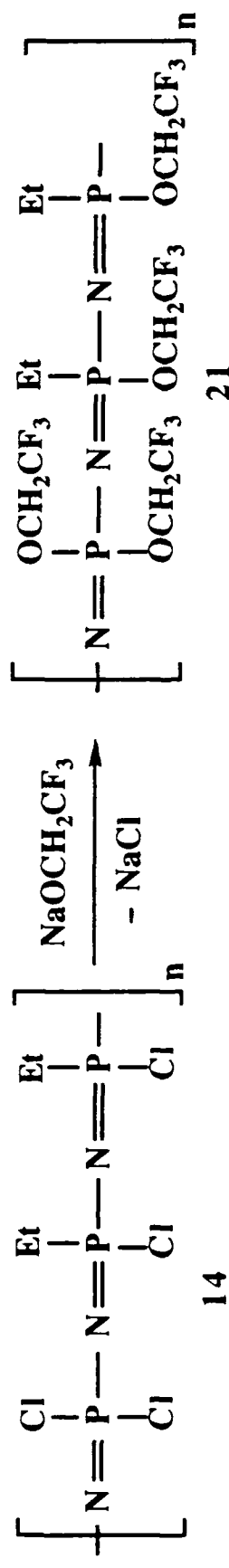
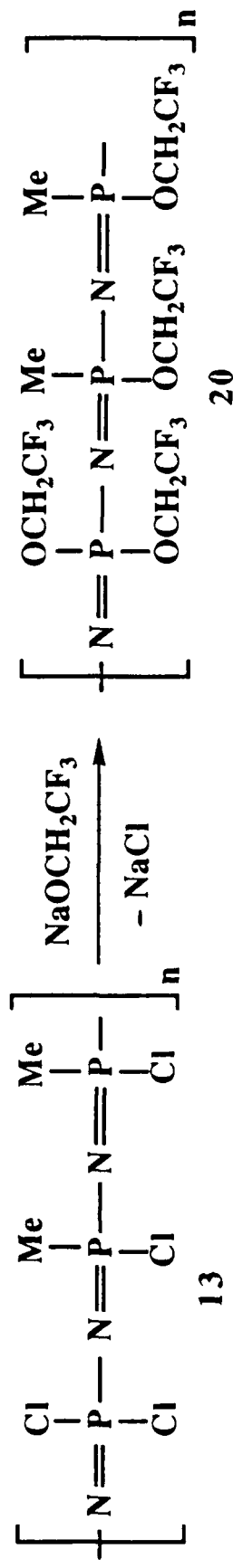
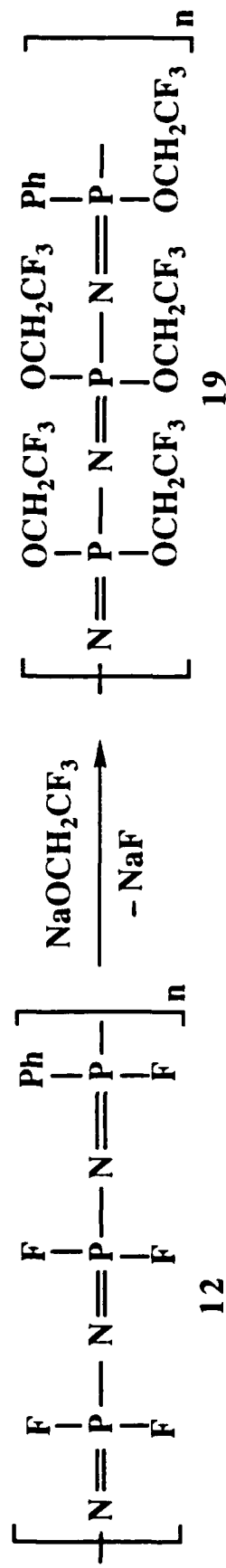
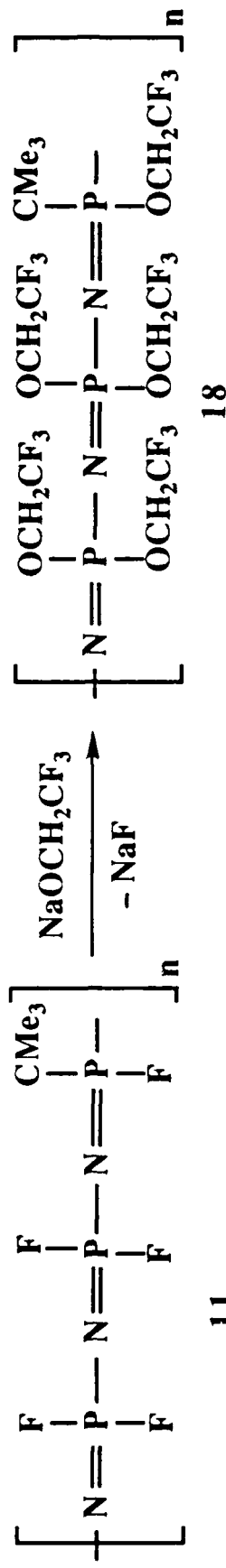
8

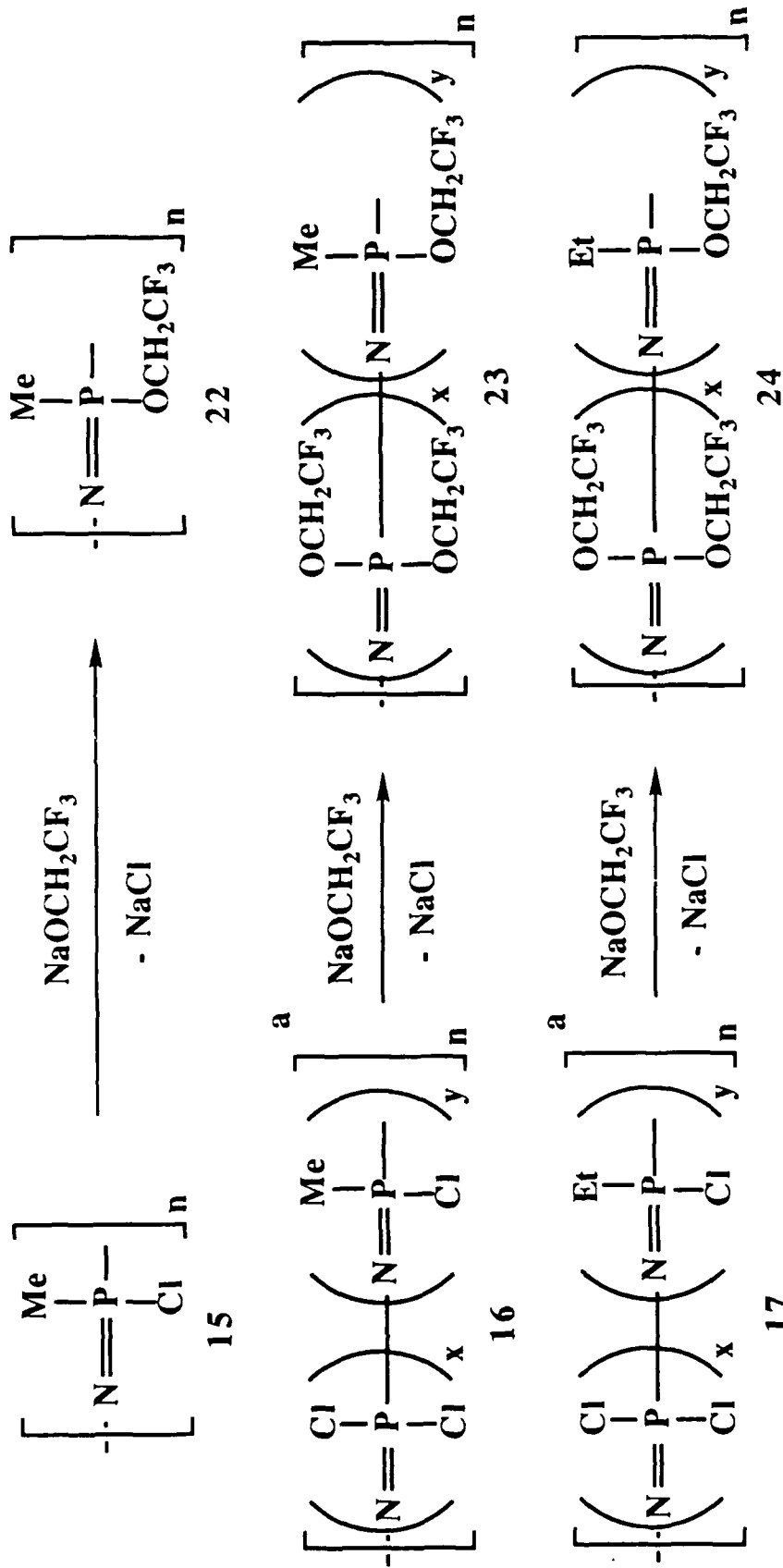


9



10





^aPrepared by copolymerization of 8, 9, or 10 with (NPCl₂)₃

Table I. Synthesis Data for Poly(organophosphazenes)

Polymer	Starting Materials	Temperature (°C)	Time	Yield ^a (%)	% Repeating Units NPR(OR') ^{b,c}	% Repeating Units NP(OR') ^{b,c}	M _w	M _n	Molecular Weight (x10 ⁻⁵) (GPC)
18	4	300	4-6 d	49	35	65	4.6	1.1	
19	5	300	2-3 d	59	33	67	12.0	1.3	
20	6	250	6-50 h	46	65	35	5.1	0.87	
21	7	250	6-50 h	42	64	36	2.8	0.28	
22	8	250	4-20 h	31	100	0	7.0	2.4	
22	10	250	30 h	25	100	0	6.6	1.8	
23	8 + (NPCl ₂) ₃ ^d	250	10-40 h	44	61	39	8.9	1.7	
24	9 + (NPCl ₂) ₃ ^d	250	10-40 h	48	53	47	6.7	0.66	

^a The other products were ring-expansion/equilibrium species. The polymer yields are for products isolated after replacement of halogen atoms in 11-17 by trifluoroethoxy groups. ^b Determined from ¹H, ³¹P, and elemental microanalysis data.

^c OR' = OCH₂CF₃. ^d Equimolar ratios.

Table II. Polyphosphazene Characterization Data^{a,b}

Polymer	³¹ P NMR ^c (ppm)		¹ H NMR, δ ^c	T _g (°C)	Elemental Microanalysis							
	PRCl	PCl ₂ or P(OR') ₂			R	R'	Found			Calcd		
					C	H	N	X	C	H	N	X
13 ^f	10.7 (m)	-22.8 (m)										
14 ^f	16.7 (m)	-22.2 (m)										
15 ^f	11.0 (m)											
16 ^f	10.8 (m)	-22.8 (m)										
17 ^f	16.8 (m)	-21.8 (m)										
18	4.1 (m)	-9.5 (m)	1.24 (d)	-52	24.46	2.79	6.12	41.47 ^d	24.45	2.81	6.39	39.38
19	4.5 (m)	-8.5 (m)	7.61 (m)	-46	27.17	2.14	5.94	39.70 ^d	27.80	2.49	6.05	37.38
20	16.7 (m)	-8.3 (m)	1.72 (m)	-55	21.55	2.41	7.54	0.07 ^e	21.63	2.62	7.75	-
21	20.1 (m)	-8.9 (m)	2.01 (m) ^g	-65	24.42	3.11	6.95	0.03 ^e	24.87	3.18	7.25	-
			1.18 (m) ^h									
22	14.9 (s)		1.66 (d) ⁱ	-50	22.66	3.28	8.91	0.04 ^e	22.64	3.14	8.81	-
23	17.0 (m)	-8.2 (m)	1.70 (m)	-55	21.25	2.48	7.38	0.05 ^e	21.51	2.56	7.62	-
				-44								
24	20.9 (m)	-8.8 (m)	2.01 (m) ^g	-64	23.31	2.70	6.73	0.05 ^e	23.99	2.93	7.00	-
			1.19 (m) ^h									

^a OR' = OCH₂CF₃. ^b s = singlet, d = doublet, m = unresolved multiplet. ^c ³¹P NMR spectra in THF solvent, ¹H spectra in acetone-d₆.

^d X = F. ^e X = Cl. ^f Polymer swelled in THF for NMR measurements, but did not dissolve. ^g CH₂ signal. ^h CH₃ signal.

ⁱ J_{PH} = 14.0 Hz.

TECHNICAL REPORT DISTRIBUTION LIST, GENERAL

	<u>No.</u> <u>Copies</u>		<u>No.</u> <u>Copies</u>
Office of Naval Research Chemistry Division, Code 1113 800 North Quincy Street Arlington, VA 22217-5000	3	Dr. Ronald L. Atkins Chemistry Division (Code 385) Naval Weapons Center China Lake, CA 93555-6001	1
Commanding Officer Naval Weapons Support Center Attn: Dr. Bernard E. Douda Crane, IN 47522-5050	1	Chief of Naval Research Special Assistant for Marine Corps Matters Code OOMC 800 North Quincy Street Arlington, VA 22217-5000	1
Dr. Richard W. Drisko Naval Civil Engineering Laboratory Code L52 Port Hueneme, California 93043	1	Dr. Bernadette Eichinger Naval Ship Systems Engineering Station Code 053 Philadelphia Naval Base Philadelphia, PA 19112	1
Defense Technical Information Center Building 5, Cameron Station Alexandria, Virginia 22314	2 <u>high</u> <u>quality</u>	Dr. Sachio Yamamoto Naval Ocean Systems Center Code 52 San Diego, CA 92152-5000	1
David Taylor Research Center Dr. Eugene C. Fischer Annapolis, MD 21402-5067	1	David Taylor Research Center Dr. Harold H. Singerman Annapolis, MD 21402-5067 ATTN: Code 283	1
Dr. James S. Murday Chemistry Division, Code 6100 Naval Research Laboratory Washington, D.C. 20375-5000	1		

Dr. J. M. Augl
Naval Surface Weapons Center
White Oak, MD 20910

Dr. A. S. Abhiraman
School of Chemical Engineering
Georgia Institute of Technology
Atlanta, GA 30332

4132033

Dr. Harry R. Allcock
Department of Chemistry
Pennsylvania State University
University Park, PA 16802

Dr. Chris W. Allen
Department of Chemistry
University of Vermont
Burlington, VT 05405

4132007

413c012

Dr. Ronald D. Archer
Department of Chemistry
University of Massachusetts
Amherst, MA 01003

Dr. Ali S. Argon
Mechanical Engineering Department
Massachusetts Institute of Technology
Cambridge, MA 02139

413c028

a400005df

Dr. William J. Bailey
Department of Chemistry
University of Maryland
College Park, MD 20742

Dr. Kurt Baum
Fluorochem, Inc.
680 S. Ayon Avenue
Azusa, CA 91702

413a006

4000021sbi

Dr. Frank D. Blum
Department of Chemistry
University of Missouri - Rolla
Rolla, MO 65401

Dr. Len J. Buckley
Naval Air Development Center
Code 6063
Warminster, PA 18974

413m005

Dr. F. James Boerio
Materials Science & Engineering Dept.
University of Cincinnati
Cincinnati, Ohio 45221

Dr. Ivan Caplan
DTNSRDC Annapolis
Code 0125
Annapolis, MD 21401

413m012

Dr. Robert E. Cohen
Department of Chemical Engineering
Massachusetts Institute of Technology
Cambridge, MA 02139

4132001

Dr. E. Fischer
DTNSRDC Code 2853
Annapolis, MD 21402

Dr. Curtis W. Frank
Department of Chemical Engineering
Stanford University
Stanford, CA 94305

413h005

Dr. Gregory S. Girolami
School of Chemical Sciences
University of Illinois
Urbana-Champaign, IL 61801

4132014

Dr. Robert H. Grubbs
Department of Chemistry
California Institute of Technology
Pasadena, CA 91124

4132019

Dr. James F. Haw
Department of Chemistry
Texas A&M University
College Station, TX 77843

413c039

Dr. Stuart L. Cooper
Department of Chemical Engineering
University of Wisconsin
Madison, WI 53706

4132006

Dr. Warren T. Ford
Department of Chemistry
Oklahoma State University
Stillwater, OK 74078

413h006

Dr. John K. Gillham
Department of Chemical Engineering
Princeton University
Princeton, New Jersey 08544

413c005

Dr. Bernard Gordon
Department of Polymer Science
Pennsylvania State University
University Park, PA 16802

413c025

Dr. Henry K. Hall
Department of Chemistry
University of Arizona
Tucson, AZ 85721

413j009

Dr. Alan J. Heeger
Department of Physics
University of California, Santa Barbara
Santa Barbara, CA 93106

4132012

Dr. Pat J. Hendra
Department of Chemistry
University of Southampton
Highfield Southampton 509 5NH
United Kingdom
4134001

Dr. Charles E. Hoyle
Department of Polymer Science
University of Southern Mississippi
Hattiesburg, MS 39406-0076

413c026

Dr. Bruce S. Hudson
Department of Chemistry
University of Oregon
Eugene, Oregon 97403

Dr. Leonard V. Interrante
Department of Chemistry
Rensselaer Polytechnic Institute
Troy, NY 12181

413c018

413c014

Dr. Hatsu Ishida
Department of Macromolecular Science
Case Western Reserve University
Cleveland, OH 44106

Dr. Jeffrey T. Koberstein
Institute of Materials Science
University of Connecticut
Storrs, CT 06268

413m008

4132013

Dr. Paul M. Lahti
Department of Chemistry
University of Massachusetts
Amherst, MA 01003

Dr. Richard M. Laine
Washington Technology Center
University of Washington
Seattle, WA 98195

413c037

s400033srh

Dr. Robert W. Lenz
Polymer Science and Engineering Dept.
University of Massachusetts
Amherst, MA 01002

Dr. Geoffrey Lindsay
Chemistry Division - Code 087
Naval Weapons Center
China Lake, CA 93555

441c013

4132036

Dr. Alan D. MacDiarmid
Department of Chemistry
University of Pennsylvania
Philadelphia, PA 19104

Dr. Chris W. Macosko
Materials Science & Engineering Dept.
University of Minnesota
Minneapolis, MN 55455

a400004df

4132029

Dr. Joseph H. Magill
Materials Science & Engineering Dept.
University of Pittsburgh
Pittsburgh, PA 15161

413c013

Dr. Tobin J. Marks
Department of Chemistry
Northwestern University
Evanston, IL 60201

413c030

Dr. Krzysztof Matyjaszewski
Department of Chemistry
Carnegie Mellon University
Pittsburgh, PA 15213

413j002

Dr. William B. Moniz
Code 6120
Naval Research Laboratory
Washington, DC 20375-5000

4132012

Dr. Virgil Percec
Department of Macromolecular Science
Case Western Reserve University
Cleveland, OH 44106-2699

413c024

Dr. Roger S. Porter
Dept. of Polymer Science & Engineering
University of Massachusetts
Amherst, MA 01002

413m006

Dr. Leo Mandelkern
Department of Chemistry
Florida State University
Tallahassee, FL 32306-3015

4132018

Dr. Lon J. Mathias
Department of Polymer Science
University of Southern Mississippi
Hattiesburg, MS 30406-0076

413m003

Dr. James E. McGrath
Department of Chemistry
Virginia Polytechnic Institute
Blacksburg, VA 24061

4132007

Dr. Kay L. Paciorek
Ultrasystems Defense and Space, Inc.
16775 Von Karman Avenue
Irvine, CA 92714

s400029srh

Dr. Martin Pomerantz
Department of Chemistry
University of Texas at Arlington
Box 19065
Arlington, TX 76019-0065
a400008df

Dr. T. J. Reinhart, Jr.
Nonmetallic Materials Division
Air Force Materials Laboratory (AFSC)
Wright-Patterson AFB, OH 45433