



2

AD-A217 604

NRL Memorandum Report 6545

# The Nonlinear Interaction of Intense Laser Pulses in Plasmas

P. SPRANGLE, E. ESAREY AND A. TING

*Beam Physics Branch  
Plasma Physics Division*

December 22, 1989

**DTIC**  
**ELECTE**  
**FEB 05 1990**  
**S B D**  
*(No)*

REPORT DOCUMENTATION PAGE				Form Approved OMB No. 6743-0148	
1a REPORT SECURITY CLASSIFICATION <b>UNCLASSIFIED</b>		1b RESTRICTION MARKINGS			
2a SECURITY CLASSIFICATION AUTHORITY		3 DISTRIBUTION AVAILABILITY OF REPORT			
2b DECLASSIFICATION/DOWNGRADING SCHEDULE		Approved for public release; distribution unlimited.			
4 PERFORMING ORGANIZATION REPORT NUMBER(S)  NRL Memorandum Report 6545		5 MONITORING ORGANIZATION REPORT NUMBER(S)			
6a NAME OF PERFORMING ORGANIZATION  Naval Research Laboratory	6b OFFICE SYMBOL (If applicable)  Code 4790	7a NAME OF MONITORING ORGANIZATION			
6c ADDRESS (City, State, and ZIP Code)  Washington, DC 20375-5000		7b ADDRESS (City, State, and ZIP Code)			
8a NAME OF FUNDING/SPONSORING ORGANIZATION  Department of Energy	8b OFFICE SYMBOL (If applicable)	9 PROCUREMENT INSTRUMENT IDENTIFICATION NUMBER			
8c ADDRESS (City, State, and ZIP Code)  Washington, DC 20545		10 SOURCE OF FUNDING NUMBERS			
		PROGRAM ELEMENT NO.	PROJECT NO. DOE AI05-83ER 40117	TASK NO.	SUBJECT ACCESSION NO.
11 TITLE (Include Security Classification)  The Nonlinear Interaction of Intense Laser Pulses in Plasmas					
12 PERSONAL AUTHOR(S)  Sprangle, P., Esarey, E. and Ting, A.					
13a TYPE OF REPORT  Interim	13b TIME COVERED FROM _____ TO _____	14 DATE OF REPORT (Year, Month, Day) 1989 December 22		15 PAGE COUNT 39	
16 SUPPLEMENTARY NOTATION					
17 COSATI CODES			18 SUBJECT TERMS (Continue on reverse if necessary and identify by block number)		
FIELD	GROUP	SUB-GROUP	Laser-plasma interactions		
			Laser beam propagation		
			Nonlinear plasma waves		
19 ABSTRACT (Continue on reverse if necessary and identify by block number)  A nonlinear 1D theory is developed which describes some important aspects of intense laser-plasma interactions. The self-consistent laser-plasma analysis includes nonlinear plasma wakefield generation, relativistic optical guiding, coherent harmonic radiation production, as well as other related phenomena. Relativistic optical guiding is found to be most effective for long laser pulses having slow rise times. Short laser pulses are shown to be weakly guided. Coherent harmonic generation using a linearly polarized laser is found to be most efficient for short laser pulses and can be enhanced by the presence of large amplitude plasma wakefields. Aspects of particle acceleration by laser pulses as well as possible methods for upshifting the frequency of laser pulses are also discussed.					
20 DISTRIBUTION AVAILABILITY OF ABSTRACT <input checked="" type="checkbox"/> UNCLASSIFIED/UNLIMITED <input type="checkbox"/> SAME AS RPT. <input type="checkbox"/> DTC USERS			21 ABSTRACT SECURITY CLASSIFICATION <b>UNCLASSIFIED</b>		
22a NAME OF RESPONSIBLE INDIVIDUAL  P. Sprangle			22b TELEPHONE (Include Area Code)  (202) 767-3494	22c OFFICE SYMBOL  Code 4790	


DD Form 1473, JUN 86

Previous editions are obsolete  
S/N 0102-11-014-6603

SECURITY CLASSIFICATION OF THIS PAGE

## CONTENTS

I.	INTRODUCTION .....	1
II.	NONLINEAR FORMULATION .....	3
	a. Quasi-Static Approximation .....	5
III.	LASER-PLASMA INTERACTION PHENOMENA .....	7
	a. Relativistic Optical Guiding .....	7
	b. Harmonic Excitation .....	10
	c. Wakefield Generation .....	12
	d. Laser Pulse Frequency Variations .....	13
	e. Frequency Amplification Using an Ionization Front .....	14
	f. Single Particle Acceleration .....	16
IV.	DISCUSSION AND CONCLUSIONS .....	17
	ACKNOWLEDGEMENTS .....	18
	REFERENCES .....	19
	DISTRIBUTION LIST .....	25



<b>Accession For</b>	
NTIS GRA&I	<input checked="" type="checkbox"/>
DTIC TAB	<input type="checkbox"/>
Unannounced	<input type="checkbox"/>
Justification	
By _____	
Distribution/	
<b>Availability Codes</b>	
Dist	Avail and/or Special
A-1	

# THE NONLINEAR INTERACTION OF INTENSE LASER PULSES IN PLASMAS

## I. Introduction

The interaction of ultra-high power laser beams<sup>1</sup> with plasmas is rich in a variety of wave-particle phenomena.<sup>2</sup> These phenomena become particularly interesting and involved when the laser power is high enough to cause the electron oscillation (quiver) velocity to become highly relativistic. Some of the interesting laser-plasma processes which are discussed include: a) relativistic optical guiding<sup>3-12</sup> of the laser beam, b) the excitation of coherent radiation at harmonics of the fundamental laser frequency, c) the generation of large amplitude plasma waves<sup>13-16</sup> (wakefields), d) frequency shifts induced in the laser pulse by plasma waves,<sup>17,18</sup> e) frequency amplification using an ionization front<sup>19</sup> and f) single particle acceleration in a laser pulse.

In the following, a fully nonlinear 1D model is developed which describes the self-consistent interaction of intense laser pulses with plasmas. By assuming a "quasi-static" cold fluid plasma response, a set of coupled nonlinear equations is derived for the vector potential of the radiation field and for the electrostatic potential of the plasma. The quasi-static approximation assumes that in a frame moving at the speed of light, the plasma fluid sees a nearly steady-state radiation field (after the transients have decayed away). The resulting nonlinear equations are used to examine various laser-plasma interaction phenomena. The important issue of laser-plasma instabilities<sup>2,3,20</sup> is not addressed in this paper. Instabilities will certainly limit the laser propagation distance and, therefore, will have a profound effect on some of the potential applications discussed in this paper.

Relativistic optical guiding<sup>3-12</sup> is a result of the relativistic quiver motion of the electrons by the laser field. Analysis<sup>6-9</sup> has shown that as the laser power exceeds a critical threshold, diffraction can be overcome, resulting in optical guiding of the laser pulse. Previous analysis of relativistic guiding have included, for the most part, only the transverse electron motion in the plasma response current.<sup>3-12</sup> Relativistic guiding was believed to occur on a fast time scale (on order of the inverse laser frequency). However, the present analysis finds this not to be the case. In the following nonlinear analysis of relativistic optical guiding, the electron density response and longitudinal electron motion are included self-consistently. It is shown that for short laser pulses (pulse lengths less than a plasma wavelength), the combined effects of the plasma density response and the longitudinal motion significantly reduce the relativistic guiding effect. It is found that relativistic guiding occurs only for long pulses with slow rise times (greater than an inverse plasma frequency).

As the quiver motion of the electrons in a linearly polarized laser field becomes highly relativistic, the plasma response current will develop harmonic components. The harmonic content of the response current density can lead to the excitation of coherent radiation at harmonics of the fundamental laser frequency. It is shown that harmonic generation is more effective for short laser pulses (pulse lengths less than a plasma wavelength) than for long pulses with slow rise times.

An intense, short pulse laser (pulse lengths near the plasma wavelength) interacting with a plasma can generate large amplitude plasma wave wakefields. The excited wakefields may be used to: i) accelerate a trailing electron bunch (laser wakefield acceleration),<sup>13-16</sup> ii) optically

guide a trailing laser pulse and iii) enhance the coherent harmonic radiation generated by a trailing laser pulse.

Three other laser-plasma interaction phenomena are briefly discussed. The first describes how frequency shifts are induced in a laser pulse by a plasma wave,<sup>17,18</sup> the second discusses how an ionization front may be used to amplify the frequency of a laser pulse<sup>19</sup> and the third describes how a single particle may be accelerated by the passage of a laser pulse.

## II. Nonlinear Formulation

The 1D fields associated with the laser-plasma interaction can be described by the transverse vector and scalar potentials,  $\underline{A}_\perp(z,t)$  and  $\Phi(z,t)$ , respectively (see Fig. 1). In what follows, we use the Coulomb gauge, i.e.,  $\nabla \cdot \underline{A} = 0$  which implies  $A_z = 0$ . The transverse polarization of the laser field is arbitrary. The normalized potentials satisfy the following equations,

$$\left( \frac{\partial^2}{\partial z^2} - c^{-2} \frac{\partial^2}{\partial t^2} \right) \underline{a} = k_p^2 \frac{n}{n_0} \underline{\beta}_\perp = k_p^2 \frac{n}{n_0} \underline{a}/\gamma, \quad (1a)$$

$$\frac{\partial^2 \phi}{\partial z^2} = k_p^2 \left( \frac{n}{n_0} - 1 \right), \quad (1b)$$

where  $\underline{a}(z,t) = |e| \underline{A}_\perp / m_0 c^2$ ,  $\phi(z,t) = |e| \Phi / m_0 c^2$ ,  $k_p = \omega_p / c$ ,  $\omega_p = (4\pi |e|^2 n_0 / m_0)^{1/2}$  is the ambient plasma frequency,  $n(z,t)$  is the plasma density,  $n_0$  is the ambient plasma density,  $\underline{\beta}_\perp = \underline{v}_\perp / c = \underline{a} / \gamma$  is the normalized transverse plasma fluid velocity and  $\gamma = (1 - \beta_z^2 - \beta_\perp^2)^{-1/2} = (1 + \underline{a}^2)^{1/2} / (1 - \beta_z^2)^{1/2}$  is the relativistic mass factor. In obtaining the right-hand side of (1a) we used the fact that the transverse canonical

momentum is invariant and prior to the laser pulse interaction the plasma is assumed stationary.

The fluid quantities  $n$ ,  $\beta_z$  and  $\gamma$  are assumed to satisfy the cold relativistic fluid equations which can be written in the form,

$$\frac{\partial n}{\partial t} + c \frac{\partial}{\partial z} (n\beta_z) = 0, \quad (2a)$$

$$\frac{d\beta_z}{dt} = - (1/2)\gamma^{-2} \left( c \frac{\partial}{\partial z} + \beta_z \frac{\partial}{\partial t} \right) \underline{a}^2 + \frac{c}{\gamma} (1 - \beta_z^2) \frac{\partial \phi}{\partial z}, \quad (2b)$$

$$\frac{d\gamma}{dt} = c\beta_z \frac{\partial \phi}{\partial z} + \frac{1}{2\gamma} \partial \underline{a}^2 / \partial t, \quad (2c)$$

where  $d/dt = \partial/\partial t + c\beta_z \partial/\partial z$ . The term containing  $\underline{a}^2$  in Eqs. (2b) contains the ponderomotive force. Thermal effects may be neglected provided the electron quiver velocity is much greater than the electron thermal velocity. Also, the ions are assumed to be stationary.

It proves convenient to perform an algebraic transformation from the laboratory frame independent space and time variables  $(z, t)$  to the independent variables  $(\xi, \tau)$ , where  $\xi = z - c\beta_t t$  and  $\tau = t$ . Here  $\beta_t = v_t/c \approx 1$  is the normalized transformation velocity. To transform Eqs. (1) and (2) from  $z, t$  to  $\xi, \tau$  variables we note that  $\partial/\partial z = \partial/\partial \xi$  and  $\partial/\partial t = \partial/\partial \tau - c\beta_t \partial/\partial \xi$ . Using these transformations, Eqs. (1) and (2) become,

$$\left( \gamma_t^{-2} \frac{\partial^2}{\partial \xi^2} + \frac{2\beta_t}{c} \frac{\partial^2}{\partial \xi \partial \tau} - c^{-2} \frac{\partial^2}{\partial \tau^2} \right) \underline{a} = \frac{k_p^2}{\gamma} \frac{n}{n_0} \underline{a} \quad (3a)$$

$$\frac{\partial^2 \phi}{\partial \xi^2} = k_p^2 \left( \frac{n}{n_0} - 1 \right), \quad (3b)$$

$$\frac{\partial}{\partial \xi} \left[ n(\beta_t - \beta_z) \right] = \frac{1}{c} \frac{\partial n}{\partial \tau}, \quad (3c)$$

$$\frac{\partial}{\partial \xi} \left[ \gamma (1 - \beta_t \beta_z) - \phi \right] = - \frac{1}{c} \frac{\partial}{\partial \tau} (\gamma \beta_z), \quad (3d)$$

where  $\gamma_t^2 = 1/(1 - \beta_t^2)$ . Equations (3a-d), together with  $\gamma = (1 + \underline{a}^2)^{1/2} / (1 - \beta_z^2)^{1/2}$ , form a complete set of fully nonlinear, relativistic, cold fluid equations which describe the 1D laser-plasma interaction. The 1D model is valid as long as the radiation spot size is large compared to the plasma wavelength, i.e.,  $r_s \gg \lambda_p = 2\pi/k_p$ .

In the following analysis, we choose  $v_t = c$ , since  $v_t = c$  lies between the group velocity and phase velocity of the laser pulse. Furthermore, we take the laser pulse to propagate in the positive  $z$  direction and to cross the  $z = 0$  plane at  $t = 0$ . The  $\xi = 0$  plane defines the front of the pulse which extends into the  $\xi \leq 0$  region. In the  $\xi, \tau$  frame we are, therefore, interested only in the region where  $\xi \leq 0$  since for  $\xi \geq 0$  we have  $\underline{a} = 0$ ,  $n = n_0$ ,  $\beta_z = 0$  and  $\gamma = 1$ .

#### a) Quasi-Static Approximation

Equations (3) can be greatly simplified by noting that in the speed of light frame ( $\beta_t=1$ ) we expect that under certain conditions a quasi-static state will exist in the macroscopic plasma quantities,  $n$ ,  $\beta_z$  and  $\gamma$ . That is, if the laser pulse is sufficiently short, the fields  $\underline{a}$  and  $\phi$  which drive the plasma are expected to change little during a transit time of the plasma through the laser pulse. From (3a) we find that the envelope of  $\underline{a}$  changes on a characteristic time  $\tau_e \sim 2\gamma |n_0/n| (\omega/\omega_p)/\omega_p$ , where  $\omega$  is the laser frequency. Since we will henceforth assume that  $\omega \gg \omega_p$ , the radiation envelope changes on a time scale which is long compared to a plasma period. If the laser pulse duration,  $\tau_L$ , is small compared to  $\tau_e$ , i.e.  $\tau_L \ll \tau_e$ , then the quasi-static approximation is valid. In addition,

the validity of the 1D model requires that the laser beam diffraction time (transverse spreading time),  $\tau_d = \pi r_s^2 / (\lambda c)$ , be long compared to  $\tau_e$ . This condition is satisfied as long as  $r_s \gg \lambda_p$ . More formally, the quasi-static approximation (neglecting the right-hand side of (3c,d)) implies

$$\left| \frac{1}{c} \frac{\partial}{\partial \tau} \int_{\xi}^0 n d\xi' \right| \ll n_0, \quad (4a)$$

$$\left| \frac{1}{c} \frac{\partial}{\partial \tau} \int_{\xi}^0 \gamma \beta_z d\xi' \right| \ll 1. \quad (4b)$$

In this case, Eqs. (3c,d) can be integrated to give

$$n(1 - \beta_z) = n_0, \quad (5a)$$

$$\gamma(1 - \beta_z) - \phi = 1. \quad (5b)$$

Using (5a,b) together with the expression for  $\gamma$ , the coupled field equations become

$$\left( \frac{2}{c} \frac{\partial}{\partial \xi} - c^{-2} \frac{\partial}{\partial \tau} \right) \frac{\partial \underline{a}}{\partial \tau} = k_p^2 \frac{\underline{a}}{1 + \phi}, \quad (6a)$$

$$\frac{\partial^2 \phi}{\partial \xi^2} + k_p^2 (1 + \phi)^{-2} (1 + \phi/2) \phi = k_p^2 (1 + \phi)^{-2} \underline{a}^2 / 2, \quad (6b)$$

where the plasma quantities in terms of the fields are

$$n/n_0 = 1 + \frac{1}{2} \left( (1 + \underline{a}^2) / (1 + \phi)^2 - 1 \right), \quad (7a)$$

$$\gamma = \left( 1 + \underline{a}^2 + (1 + \phi)^2 \right) / \left( 2(1 + \phi) \right), \quad (7b)$$

$$\beta_z = \left( 1 + \underline{a}^2 - (1 + \phi)^2 \right) / \left( 1 + \underline{a}^2 + (1 + \phi)^2 \right). \quad (7c)$$

The above expressions for the fields and plasma quantities are fully nonlinear and hold for arbitrary polarization of the laser pulse. Consistent with the quasi-static assumption, a number of important points can be made concerning intense laser pulse propagation in plasmas.

### III. Laser-Plasma Interaction Phenomena

#### a) Relativistic Optical Guiding

The nonlinear index of refraction of the laser beam within the plasma determines, among other things, the optical guiding properties of the plasma. For the purpose of the present discussion, we assume that the laser field,  $\underline{a}$ , is given by

$$\underline{a} = \underline{a}_L(\xi, \tau)e^{ik\xi/2} + \text{c.c.}, \quad (8)$$

where  $\underline{a}_L$  represents the complex amplitude and  $k$  is the wavenumber. The characteristic spatial variation in the laser envelope,  $|a_L|$ , is assumed to be of order  $L$  and is long compared to the laser wavelength,  $\lambda$ , i.e.,  $\partial|a_L|/\partial\xi \approx |a_L|/L \ll k|a_L| = 2\pi|a_L|/\lambda$ .

Using the representation in Eq. (8) we find from Eq. (6a) that the refractive index,  $\eta = ck/\omega$ , is

$$\eta = 1 - \frac{1}{2} (k_p/k)^2 / (1 + \phi_s), \quad (9)$$

where  $\phi_s$  is the slow part of the scalar potential and  $k_p \ll k$ . In obtaining Eq. (9), we replaced  $(1/(1+\phi))_s$  with  $1/(1+\phi_s)$ , which is valid as long as  $k_p \ll k$  (this implies that  $|\phi_f| \ll |\phi_s|$ , where  $\phi_f$  is the rapidly varying part of  $\phi$ ). There are two cases that can be considered, depending on the envelope scale length,  $L$ , compared to the plasma wavelength,  $\lambda_p$ .

i) Long Rise Time Pulse

In this limit,  $L \gg \lambda_p = 2\pi c/\omega_p$ , the first term on the left-hand side of (6b) can be neglected and  $\phi_s$  can be approximated by  $\phi_s \approx (1 + |a_L|^2/2)^{1/2} - 1$ . The refractive index becomes

$$\eta = 1 - \frac{1}{2} (\lambda/\lambda_p)^2 (1 + |a_L|^2/2)^{-1/2}. \quad (10)$$

Although the present analysis is 1D, we expect that for a slowly varying transverse laser profile the index of refraction will depend on the transverse coordinates through the laser amplitude  $|a_L|$ . Since the actual transversely-bounded laser beam amplitude falls off transversely, i.e.,  $\partial|a_L|/\partial r < 0$ , so will the refractive index, i.e.,  $\partial\eta/\partial r < 0$ . The negative transverse gradient of the refractive index can lead to optical guiding. Since the refractive index is a function of the laser amplitude, the condition for optical guiding places a lower limit on  $|a_L|$ . It is well known that if the refractive index is of the form given by Eq. (10), a critical laser power necessary for relativistic optical guiding exists and is given by<sup>6-9</sup>  $P_{\text{crit}} \approx 17.4(\lambda_p/\lambda)^2 [\text{GW}]$ .

ii) Short Pulse

Consider the short laser pulse limit,  $L \lesssim \lambda_p$ . When  $|\phi| \ll 1$ , Eq. (6b) can be solved for an arbitrary laser field  $\underline{a}(\zeta)$ ,

$$\phi \approx \frac{k_p}{2} \int_{\xi}^0 \underline{a}^2(\xi') \sin(k_p(\xi' - \xi)) d\xi', \quad (11)$$

where the boundary conditions  $\phi(\xi=0) - \partial\phi(\xi=0)/\partial\xi = 0$  have been used.

If the pulse envelope is given by  $a_L = a_{L0} \sin(\pi\xi/L)$  for  $-L \leq \xi \leq 0$  and  $a_L = 0$  otherwise, we find that the scalar potential within the laser pulse is given by

$$\phi \approx (a_{Lo}^2/8) \left\{ 1 - (k_p^2 - 4\pi^2/L^2)^{-1} \left[ k_p^2 \cos(2\pi\xi/L) - (4\pi^2/L^2) \cos(k_p \xi) \right] \right\}, \quad (12)$$

where terms of order  $(\lambda/\lambda_p)^2 \ll 1$  have been neglected. For  $L \ll \lambda_p$ , this gives  $\phi_s \approx (a_{Lo} k_p/4)^2 g(\xi)$ , where  $g(\xi) = \xi^2 - 2(L/2\pi)^2 [1 - \cos(2\pi\xi/L)]$ . Notice that for  $L \ll \lambda_p$ ,  $\phi_s$  is maximum at  $\xi = L$  where  $\phi_s \approx (a_{Lo} k_p L/4)^2$ . Also notice that even for  $|a_{Lo}| > 1$ , the assumption that  $\phi_s \ll 1$  is still valid as long as  $L \ll \lambda_p$ . The index of refraction in the short pulse limit is, therefore,

$$\eta = 1 - \frac{1}{2} (\lambda/\lambda_p)^2 / [1 + (\pi/2)^2 (a_{Lo}/\lambda_p)^2 g(\xi)], \quad (13)$$

where  $-L \leq \xi \leq 0$ .

In the short pulse limit, the fact that  $\phi_s \ll 1$  implies that the optical guiding effect is reduced significantly, by more than the factor  $(\pi^2/2)(L/\lambda_p)^2 \ll 1$ . The critical power, therefore, is increased by the inverse of this factor and, in addition, the degree of guiding varies along the pulse. Hence, it is unlikely that relativistic optical guiding can be effectively utilized in short,  $L \lesssim \lambda_p$ , laser pulses.

Although it may appear that a long laser pulse may undergo guiding, assuming the various laser-plasma instabilities can be controlled, the front of the pulse will diffract. Initially, that portion of the head of a long rise time pulse in which the local power is less than  $P_{crit}$  will diffract. Once this portion has diffracted away, the pulse will exhibit "short pulse" diffractive behavior, i.e., the front region ( $\sim \lambda_p$ ) will continue to diffract. The erosion of the front of the pulse due to diffraction will propagate back through the body of the pulse. The erosion velocity back through the body of the pulse (in the  $\xi = z - ct$  frame) may be

estimated by  $v_E \approx (\lambda_p/z_R)c$ , where  $z_R = \pi r_s^2/\lambda$  is the vacuum Rayleigh length.

b) Harmonic Excitation

The nonlinearities associated with the plasma waves can provide a source for the generation of coherent radiation at harmonics of the laser frequency. To examine this process we generalize Eq. (8) and represent the full radiation field by

$$\underline{a} = \sum_{\ell} \underline{a}_{\ell}(\xi, \tau) e^{i\ell k\xi/2} + \text{c.c.}, \quad (14)$$

where  $\ell = 1, 2, 3, \dots$  and  $\underline{a}_1 = \underline{a}_L(\xi)$  is the envelope of the dominant fundamental laser pulse,  $|\underline{a}_L| \gg |\underline{a}_{\ell}|$ , for  $\ell \geq 2$ .

It is clear from the right-hand side of (6a) that harmonic excitation is solely due to the excitation of the fast part of  $\phi$ . In particular, since the fundamental component of the radiation field dominates, the fast part of the scalar potential is

$$\phi_f = - (k_p/4k)^2 a_L^2 (1+\phi_s)^{-2} \cos(2k\xi), \quad (15)$$

where we have taken the fundamental laser pulse to be  $a_L(\xi)\cos k\xi$ . The source term in Eq. (6a) becomes

$$\underline{S} = k_p^2 a_L^2 (1+\phi_s+\phi_f)^{-1} \cos(k\xi) = k_p^2 a_L^2 (1+\phi_s)^{-1} \cos(k\xi) \sum_m (\alpha \cos(2k\xi))^m, \quad (16)$$

where  $\phi_f$  is given by (15),  $\alpha = ((k_p/4k)a_L)^2 (1+\phi_s)^{-3}$  and  $m = 0, 1, 2, \dots$

As an illustration we consider the excitation of third harmonic radiation ( $3\omega$ ). Since  $|\phi_f| \ll |\phi_s|$ , the third harmonic component of the source is

$$S_3 = (k_p^2/2)(k_p/4k)^2 a_L^3 (1+\phi_s)^{-4} \cos(3k\xi), \quad (17)$$

where we have used the  $m = 1$  term in Eq. (16). Substituting (17) into the right-hand side of Eq. (6a) and solving for the third harmonic field we find that

$$|a_3| = \frac{1}{3} (\lambda/4\lambda_p)^3 (1+\phi_s)^{-4} a_L^3 \omega_p \tau, \quad (18)$$

where  $\tau$  is the laser-plasma interaction time. The ratio of the third harmonic power to the fundamental laser power is

$$P_3/P_1 = \left[ (\lambda/4\lambda_p)^3 (1+\phi_s)^{-4} a_L^2 \omega_p \tau \right]^2, \quad (19)$$

where  $P_1 = 2.15 \times 10^{10} (r_s a_L / \lambda)^2$  [Watts] (for a Gaussian transverse laser profile).

Equation (16) shows that the generation of harmonics is a strong function of the plasma wakefield, described by  $\phi_s$ , in the region of the fundamental laser pulse. For a single long pulse, large amplitude laser,  $|a_L| \gg 1$ , the slow part of the scalar potential is  $\phi_s \sim |a_L|/\sqrt{2}$ . In this case, the harmonic content of the source term in Eq. (16) is exceedingly small, and for the third harmonic, we have,  $P_3/P_1 = (4(\lambda/4\lambda_p)^3 \omega_p \tau / |a_L|^2)^2$ . Taking  $\tau$  to be a diffraction time,  $\tau_d = \pi r_s^2 / \lambda c$  and  $r_s \gtrsim \lambda_p$ , the third harmonic power becomes  $P_3/P_1 \sim (\pi/2)^4 (\lambda/\lambda_p)^4 / (4|a_L|^4)$ . In the case of a short,  $L \ll \lambda_p$ , large amplitude laser pulse,  $\phi_s \lesssim |a_L|^2 (\pi L / 2\lambda_p)^2$ , the third harmonic power is  $P_3/P_1 = (|a_L|^2 (\lambda/4\lambda_p)^3 \omega_p \tau)^2 = |a_L|^4 (\pi/4)^4 (\lambda/\lambda_p)^4 / 4$  for  $\tau = \tau_d$  and  $r_s \gtrsim \lambda_p$ . For  $|a_L|^2 \gg 1$ , a short pulse is more efficient than a long pulse for harmonic generation.

Harmonic generation can be enhanced in regions of a plasma wave where  $\phi_s < 0$ . This can be achieved by positioning a short laser pulse at the appropriate location in a large amplitude plasma wave having a phase

velocity close to the speed of light. The large amplitude plasma wave can be the wakefield generated by a laser pulse<sup>13-16</sup> or by an electron beam pulse.<sup>21</sup>

### c) Wakefield Generation

The self-consistent evolution of the nonlinear plasma wave can be studied by numerically solving Eqs. (6a,b). Figures 2a,b show the plasma density variation  $\delta n/n_0 = n/n_0 - 1$  and the corresponding axial electric field  $E_z$  for a laser pulse envelope given by  $a_L = a_{L0} \sin(\pi\xi/L)$  for  $-L \leq \xi \leq 0$ . In this figure,  $L = \lambda_p = 0.03$  cm,  $\lambda = 10$   $\mu$ , and a)  $a_{L0} = 0.5$  and b)  $a_{L0} = 2$ . The steepening of the electric field and the increase in the period of the wakefield<sup>22-24</sup> are apparent for the highly nonlinear situation shown in Fig. 2b ( $|a_{L0}| = 2$ ) as compared to the slightly nonlinear case shown in Fig. 2a ( $|a_{L0}| = 0.5$ ). Figure 3 shows that the electrostatic potential  $\phi$  is predominantly slowly varying within the laser pulse even though  $\delta n/n_0$  has rapidly varying components. In addition, the figure shows that  $\phi$  can be negative behind the laser pulse.

Qualitative aspects of nonlinear wakefield generation may be examined by considering a circularly polarized laser pulse with a square pulse profile, i.e.,  $a_L = a_{L0}$  for  $-L \leq \xi \leq 0$  and  $a_L = 0$  otherwise [also, see Ref. 25]. For this case, Eq. (6b) may be solved analytically in terms of elliptic integrals. In particular, one can show that the optimal pulse length  $L = L_{op}$  (which corresponds to the maximum wakefield amplitude) is given by  $L_{op} = 2\gamma_{10} E(\rho)/k_p \rightarrow 2\gamma_{10}/k_p$  for  $\gamma_{10}^2 \gg 1$ , where  $E(\rho)$  is the complete elliptic integral of the second kind,  $\rho^2 = (\gamma_{10}^2 - 1)/\gamma_{10}^2$  and  $\gamma_{10}^2 = 1 + a_{L0}^2$ . This gives a wakefield behind the pulse for which  $\gamma_{10}^2 \geq 1 + \phi_s \geq 1/\gamma_{10}^2$  and the maximum axial electric field of this wakefield is given by  $\hat{E}_{max} = (\gamma_{10}^2 - 1)/\gamma_{10}$ , where  $\hat{E} = |e|E_z/(m_0 c^2 k_p)$ . The nonlinear wavelength of the

wakefield is given by  $\lambda_p^{NL} = 4\gamma_{10} E(\rho_0)/k_p \rightarrow 4\gamma_{10}/k_p$  for  $\gamma_{10}^2 \gg 1$ , where  $\rho_0^2 = (\gamma_{10}^4 - 1)/\gamma_{10}^4$ .

The large amplitude axial electric fields associated with the plasma waves can be utilized to accelerate an injected beam of electrons to high energies (LWFA).<sup>13-16</sup> In the region where  $\delta n/n_0 < 0$ , the transverse profile of the plasma wakefield can lead to a negative transverse gradient of the refractive index,<sup>26</sup>  $\partial n/\partial r < 0$ . Equation (9) indicates that a properly phased trailing laser pulse (located at a maximum in  $\phi_s$ ) may, therefore, be optically guided. From Eq. (16), it is seen that harmonic generation can be substantially enhanced in a properly phased (located at a minimum of  $\phi_s$ ) short trailing laser pulse propagating in the wakefield generated by a leading laser pulse when  $-1 \lesssim \phi < 0$ . In addition, the sharp axial gradient in  $\delta n/n_0$  for a highly nonlinear plasma wakefield could induce large frequency shifts in a short trailing laser pulse.<sup>17,18</sup>

#### d) Laser Pulse Frequency Variations

As the laser pulse propagates in the plasma, the excited plasma wave can modify the laser frequency.<sup>17,18</sup> To analyze this effect we use the representation in Eq. (8) and set  $a_L(\xi, \tau) = |a_L(\xi)| \exp(i\psi(\xi, \tau))$ , where  $|a_L(\xi)|$  denotes the laser pulse envelope, and  $\psi(\xi, \tau)$  is real and denotes the slowly varying phase shift. Substituting (8) into (6a) we find that

$$\psi(\xi, \tau) = -\frac{ck_p^2}{2k} \int_0^\tau (1 - \phi/(1 + \phi)) d\tau'. \quad (20)$$

The laser frequency is  $\omega_L(\xi, \tau) = -\partial(k\xi + \psi)/\partial t = ck + (c\partial/\partial\xi - \partial/\partial\tau)\psi = ck(1 + (k_p/k)^2/2) + \Delta\omega$ , where  $\Delta\omega$  is the frequency shift due to the plasma wave,

$$\Delta\omega = -\frac{ck}{2} (k_p/k)^2 \left( \frac{\phi}{1+\phi} - c \frac{\partial}{\partial \xi} \int_0^\tau \frac{\phi}{1+\phi} d\tau' \right). \quad (21)$$

For completeness, we note that the wavenumber is given by  $k_L(\xi, \tau) = \partial(k\xi + \psi)/\partial\xi = k + \Delta k$ , where

$$\Delta k = \frac{k}{2} (k_p/k)^2 c \frac{\partial}{\partial \xi} \int_0^\tau \frac{\phi}{1+\phi} d\tau', \quad (22)$$

and the refractive index,  $\eta = ck_L/\omega_L$ , is given by Eq. (9). The validity of (21) is based on the assumption that  $\psi$  is slowly varying; this breaks down when the frequency shift approaches the laser frequency, i.e.,  $|\Delta\omega| \sim ck$ .

For  $|\phi| \ll 1$ ,  $\phi$  is given by Eq. (12) and the laser frequency shift for  $\omega_p \tau \gg 1$  is given by

$$\Delta\omega = -ck(k_p/k)^2 \left( \omega_p \tau / 4 \right) k_p \int_\xi^0 |a_L(\xi')|^2 \cos k_p(\xi' - \xi) d\xi'. \quad (23)$$

For a short pulse laser ( $L \ll \lambda_p$ ), assuming an interaction time  $\tau = \tau_d$ , and spot size  $r_s \gtrsim \lambda_p$ , the frequency variation within the pulse is given by  $\Delta\omega/\omega = (\pi/2)^3 (\lambda\xi/\lambda_p^2) a_{Lo}^2 \ll 1$ . Frequency variations induced on a short pulse laser propagating in a plasma wave generated by a leading laser pulse can also be analyzed.<sup>17,18</sup>

#### e) Frequency Amplification Using an Ionization Front

A laser-induced ionization front may also be used to upshift the frequency of a laser pulse.<sup>19</sup> An intense pump laser with a short rise time ( $< 1.0$  psec) may be used to ionize a gas as it propagates. This creates a moving ionization front in which the plasma density goes from zero to large

values ( $\sim 10^{21} \text{ cm}^{-3}$ ) within a very short distance ( $\leq 0.01 \text{ cm}$ ). This sharp plasma density gradient propagates at the group velocity of the pump laser, which may be approximated by  $v_{go}/c = (1 - \omega_p^2/\omega_0^2)^{1/2}$ , where  $\omega_0$  is the frequency of the pump (ionizing) laser and  $\omega_p$  is the plasma frequency of the ionized gas. One possible method for upshifting the frequency of a laser pulse is the following. A secondary short ( $< 0.1 \text{ psec}$ ) laser pulse propagates nearly parallel with the pump laser. By phasing the secondary pulse such that it "rides" the large density gradient of the ionization front, the frequency of the secondary pulse may be upshifted in much the same manner in which a plasma wave may be used<sup>17,18</sup> to upshift the frequency of a laser pulse. For a linear gradient in the ionization front moving at velocity  $c$ , it can be shown that the frequency of the secondary laser pulse is given by

$$\omega(z) \approx \omega(0) \left[ 1 - z \left( \frac{\omega_p}{\omega(0)} \right)^2 \frac{\partial}{\partial \zeta} \frac{n(\zeta)}{n_0} \right]^{1/2}, \quad (24)$$

where  $\omega(0)$  is the initial frequency of the secondary laser pulse,  $\partial(n/n_0)/\partial \zeta = -1/d$ ,  $d$  is the spatial gradient length of the ionization front and  $z$  is the interaction length. As an example, consider a KrF laser ( $\lambda(0) = 0.26 \text{ } \mu\text{m}$ ), an ionization density of  $n_0 = 10^{21} \text{ cm}^{-3}$  ( $\lambda_p = 1.0 \text{ mm}$ ) with  $d = 0.01 \text{ cm}$  and  $z = 1.0 \text{ m}$ . This gives  $\omega(z=1 \text{ m}) \approx 26 \omega(0)$  or  $\lambda = 0.01 \text{ } \mu\text{m}$ . Notice that it may be possible to tune the upshifted frequency by varying the interaction length. However, due to the difference between the laser pulse velocity and the ionization front velocity, the laser pulse will eventually slip out of the region of the ionization front, thus limiting the interaction distance.<sup>27</sup>

Alternatively, more dramatic "amplifications" in the frequency<sup>19</sup> may be achieved by considering a secondary laser pulse propagating nearly

collinear to the pump laser, but in the opposite direction. In this case the ionization front of the pump laser appears as a relativistic plasma mirror moving towards the secondary pulse. Hence, part of the incident secondary pulse will reflect off this ionization front. The frequency of the reflected radiation,  $\omega_s$ , will be relativistically doppler shifted,  $\omega_s = 4(\omega_o/\omega_p)^2 \omega_i$ , where  $\omega_i$  is the frequency of the incident radiation. This frequency amplification may be quite large, and one can envision  $\omega_s$  to be in the x-ray regime. The power of the reflected radiation, however, will most likely be small for two reasons: i) The power of the incident radiation needs to be sufficiently low so as not to appreciably ionize the gas, and ii) the ionization front may be a "poor" mirror, the reflectivity of which is dependent on the profile of the plasma density as well as on the ratio  $\omega_i/\omega_p$ . It should be noted that an electron beam may also be used in place of the pump laser to create an ionization front.

#### f) Single Particle Acceleration

As a final point we note that electrons, initially at rest, can be accelerated axially by experiencing only the transverse laser fields. The axial acceleration is due to the  $\underline{v} \times \underline{B}$  force on the electrons. In the absence of a plasma, the scalar potential vanishes,  $\phi = 0$ . Equation (7b) shows that after experiencing the fields of a laser pulse, an electron, initially at rest, will acquire a final energy given by  $\epsilon_f = (a_f^2/2)m_0c^2$ , where  $a_f$  is the final value of the laser's vector potential. This is reasonable since  $a_f$  is proportional to the area under the electric field. From Eq. (7c) and (7d) we find that the final ratio of the magnitude of the axial to transverse velocity is  $|\beta_z/\beta_\perp|_f = (2+a_f^2)^2/(2(1+a_f^2)|a_f|) \rightarrow a_f^2/2$ , where the second expression is valid for  $|a_f| \gg 1$ .

#### IV. Discussion and Conclusions

Based on a 1D nonlinear quasi-static model, a number of different laser-plasma interaction phenomena have been discussed. Relativistic optical guiding is shown to depend strongly on the laser pulse duration. In the long pulse regime, optical guiding requires a minimum level of total laser power, i.e., the critical power. However, the leading portion of the pulse will experience diffraction. In the short pulse regime, relativistic guiding effects are greatly diminished by the density response and the longitudinal motion of the electrons. As the electron quiver motion becomes highly relativistic, the plasma response current develops harmonics. This process is analyzed and it is shown that coherent harmonic generation is more effective for short pulses than it is for long pulses with slow rise times. The generation of nonlinear plasma wakefields by intense, short pulses was examined, and wave steepening is observed for very intense laser pulses. Various applications of the plasma wakefields may be possible, including i) the acceleration of a trailing electron bunch (laser wakefield acceleration), ii) optical guiding of a trailing laser pulse and iii) enhancing the coherent harmonic radiation generated by a trailing laser pulse. In addition, the 1D nonlinear model has been used to calculate the frequency shifts induced in a laser pulse by a plasma wave, as well as single particle acceleration by a laser pulse. The possibility of frequency amplification by using a relativistic ionization front may lead to a source of coherent x-rays. The viability of this process will be a subject of future research.

### Acknowledgments

This work was supported by the Department of Energy and the Office of Naval Research.

## References

1. P. Maine, D. Strickland, P. Bado, M. Pessot and G. Mourou, IEEE J. Quantum Electron. **QE-24**, 398 (1988).
2. W. L. Kruer, "The Physics of Laser Plasma Interactions" Addison-Wesley, Reading MA (1988).
3. C. Max, J. Arons and A. B. Langdon, Phys. Rev. Lett. **33**, 209 (1974).
4. E. L. Kane and H. Hora, "Laser Interaction and Related Plasma Phenomena", Vol. 4B, Ed. by H. J. Schwarz and H. Hora, Plenum Press (1977).
5. K. H. Spatckek, J. Plasma Phys. **18**, 293 (1977).
6. G. Schmidt and W. Horton, Comments Plasma Phys. **9**, 85 (1985).
7. P. Sprangle and C. M. Tang, in Laser Acceleration of Particles, ed. by C. Joshi and T. Katsouleas, AIP Conf. Proc. No. 130 (Amer. Inst. Phys., New York 1985), p. 156.
8. G. Z. Sun, E. Ott, Y. C. Lee and P. Guzdar, Phys. Fluids **30**, 526 (1987).
9. P. Sprangle, C. M. Tang and E. Esarey, IEEE Trans. Plasma Sci. **PS-15**, 145 (1987); E. Esarey, A. Ting and P. Sprangle, Appl. Phys. Lett. **53**, 1266 (1988).
10. W. B. Mori, C. Joshi, J. M. Dawson, D. W. Forsland and J. M. Kindel, Phys. Rev. Lett. **60** 1298 (1988).
11. C. J. McKinstrie and D. A. Russell, Phys. Rev. Lett. **61**, 2929 (1988).
12. T. Kurki-Suonio, P. J. Morrison and T. Tajima, accepted for publication in Phys. Rev. A (1989).
13. T. Tajima and J. M. Dawson, Phys. Rev. Lett. **43**, 267 (1979).
14. L. M. Gorbunov and V. I. Kirsanov, Zh. Eksp. Tear. Fiz. **93**, 509 (1987) [Sov. Phys. JETP **66**, 290 (1987)].

15. P. Sprangle, E. Esarey, A. Ting and G. Joyce, *Appl. Phys., Lett.* **53**, 2146 (1988); E. Esarey, A. Ting, P. Sprangle and G. Joyce, *Comments Plasma Phys. Controlled Fusion* **12**, 191 (1989).
16. V. N. Tsytovich, U. DeAngelis and R. Bingham, *Comments Plasma Phys. Controlled Fusion* **12**, 249 (1989).
17. S. C. Wilks, J. M. Dawson, W. B. Mori, T. Katsouleas and M. E. Jones, *Phys. Rev. Lett.* **62**, 2600 (1989).
18. E. Esarey, A. Ting and P. Sprangle, *NRL Memo Report* 6541 (1989).
19. P. Sprangle, E. Esarey and A. Ting, presented at the 13<sup>th</sup> Conf. on the Numerical Simulation of Plasmas, Santa Fe, NM, Sep 17-20 (1989).
20. D. W. Forslund, J. M. Kindel and E. L. Lindman, *Phys. Fluids* **18**, 1002 (1975).
21. P. Chen, J. M. Dawson, R. W. Huff and T. Katsouleas, *Phys. Rev. Lett.* **54**, 693 (1985).
22. A. I. Akhiezer and R. V. Polovin, *Zh. Eksp. Teor. Fiz.* **30**, 915 (1956) [*Sov. Phys. JETP* **3**, 696 (1956)].
23. A. C. L. Chian, *Plasma Phys.* **21**, 509 (1979).
24. J. B. Rosenzweig, *Phys. Rev. Lett.* **58**, 555 (1987).
25. V. I. Berezhiani and I. G. Murusidze, submitted to *Phys. Lett. A*.
26. E. Esarey and A. Ting, *NRL Memo Report* 6542 (1989).
27. W. Mori, private communication.

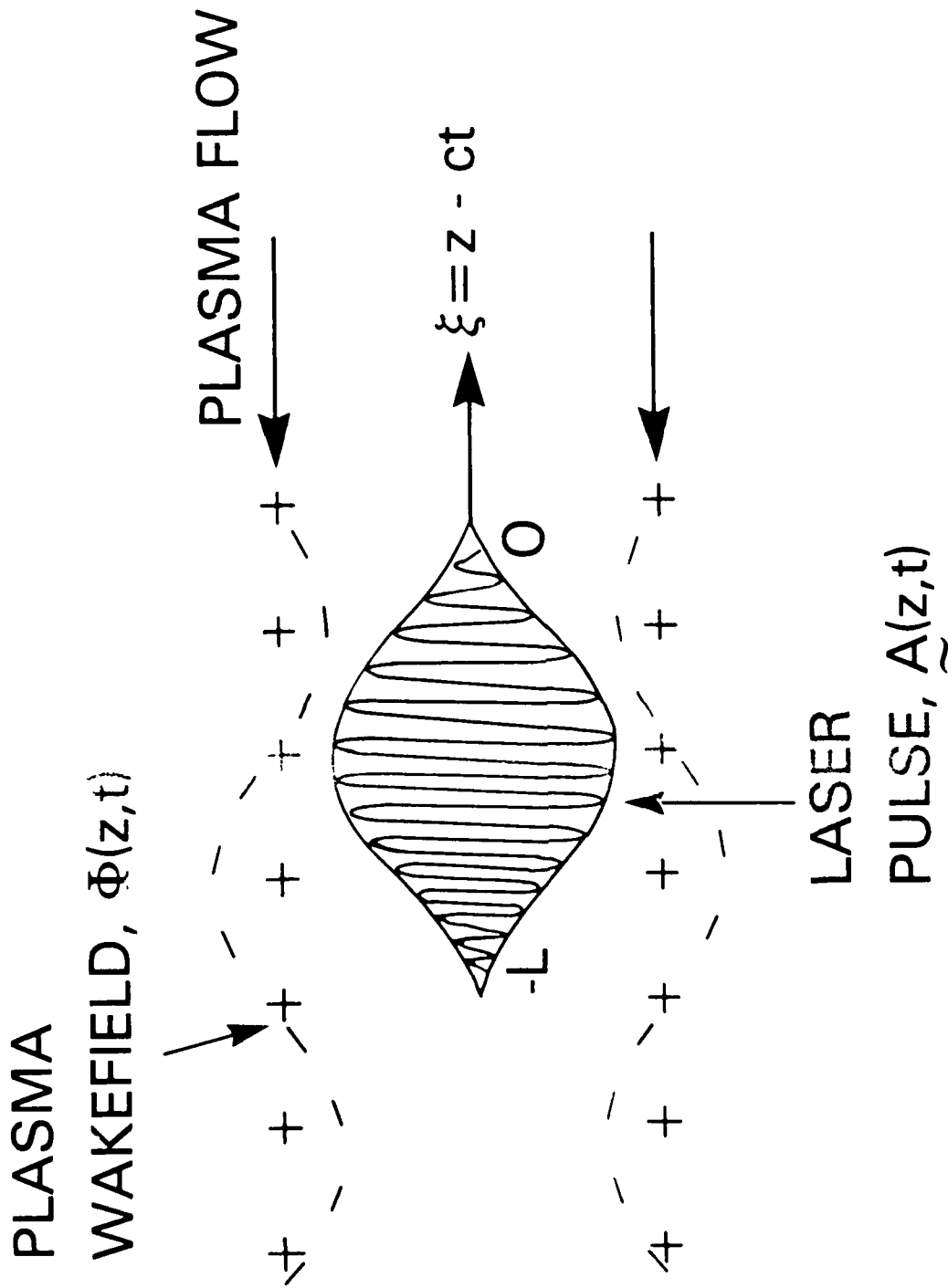


Fig. 1. Schematic showing the laser pulse in the speed of light frame ( $\xi, \tau$ ). The pulse extends from  $\xi = -L$  to  $\xi = 0$ , and the front of the pulse is at  $\xi = 0$ . In this frame the plasma flows from right to left and a quasi-static state exists.

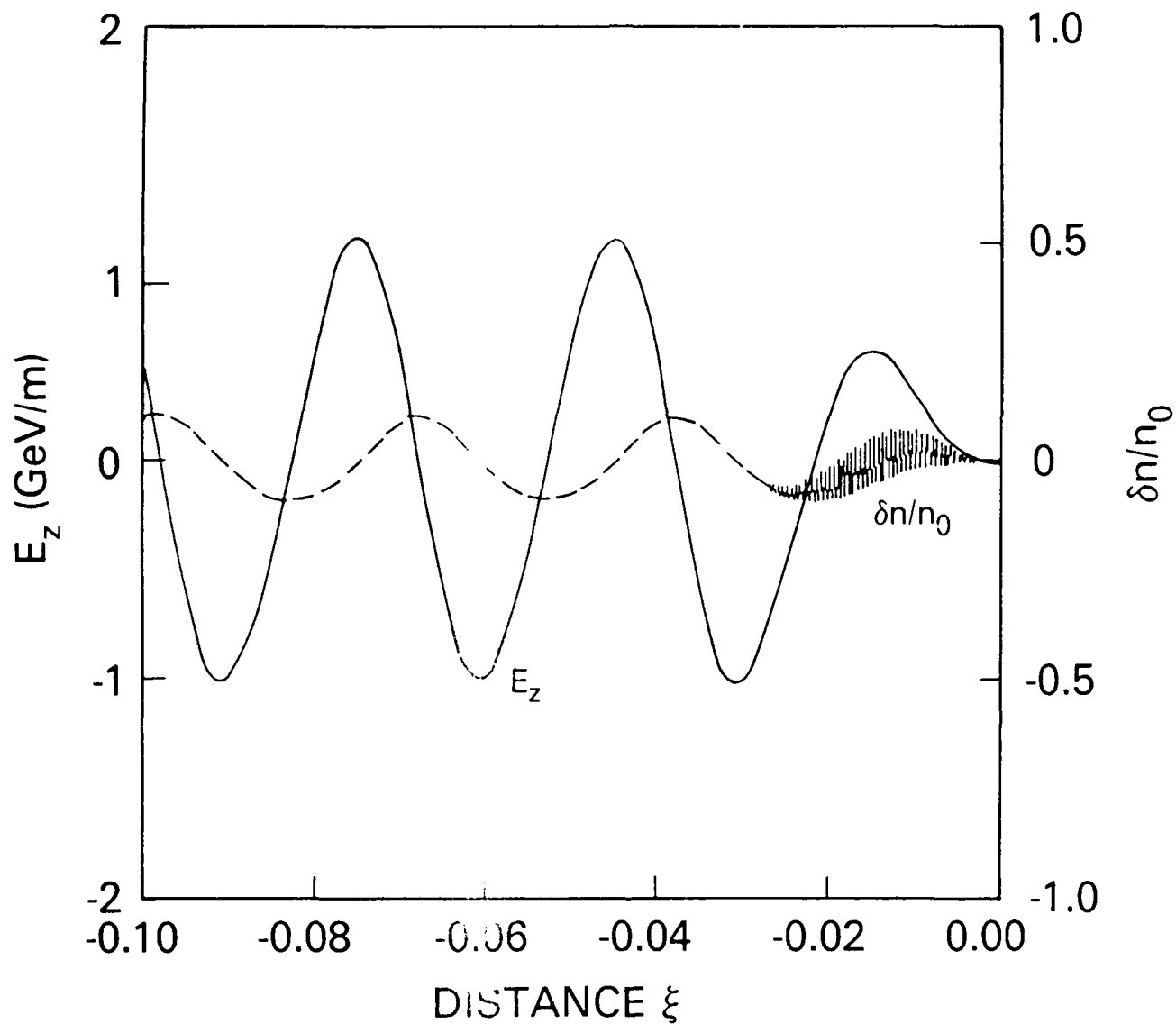


Fig. 2. Density variation  $\delta n/n_0 = n/n_0 - 1$  and axial electric field  $E_z$  in GeV/m for a laser pulse located within the region  $-L \leq \xi \leq 0$ , where  $L = \lambda_p = 0.03$  cm, and a)  $a_{LO} = 0.5$  and b)  $a_{LO} = 2.0$ .

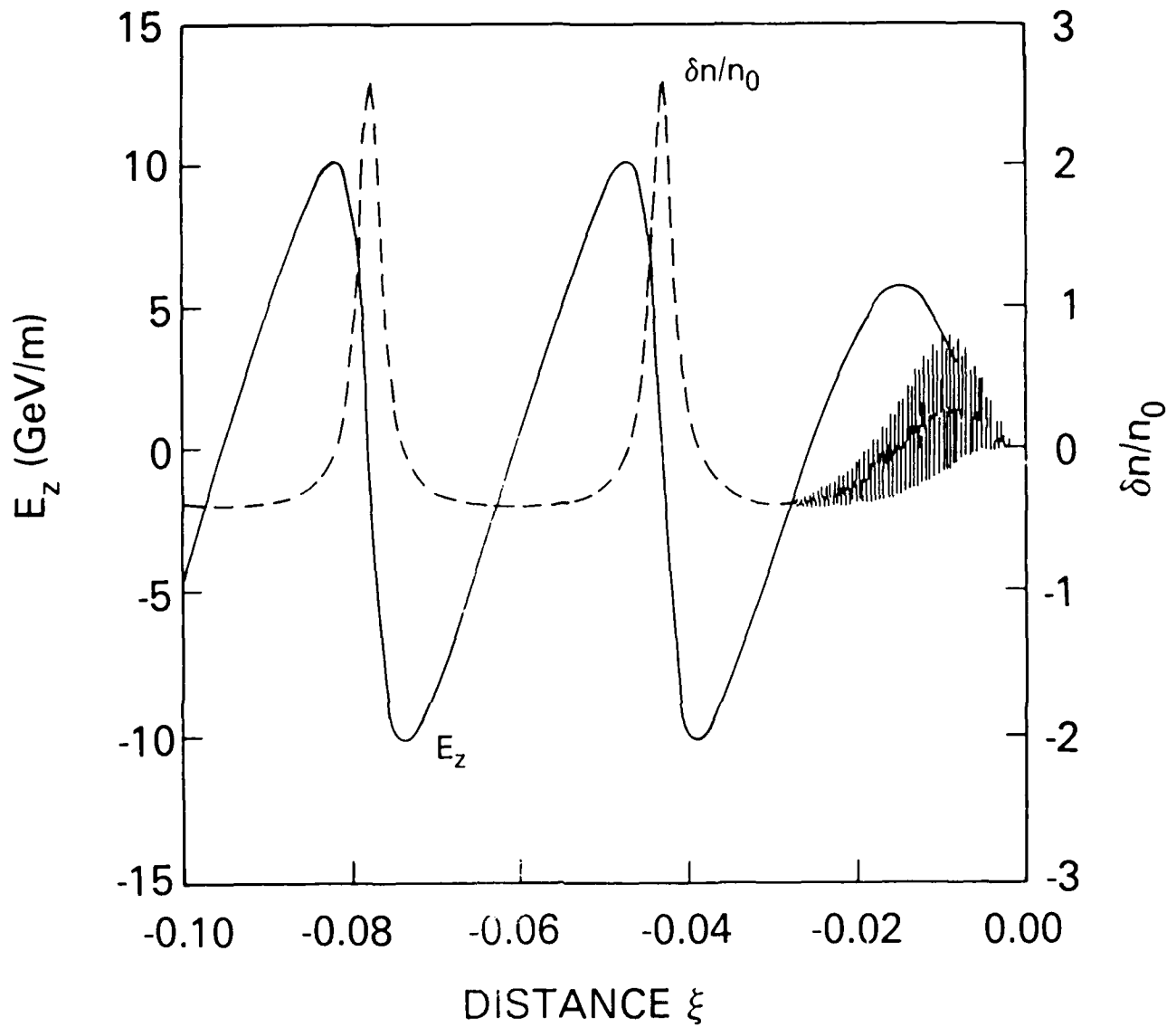


Fig. 2 (Con't) Density variation  $\delta n/n_0 = n/n_0 - 1$  and axial electric field  $E_z$  in GeV/m for a laser pulse located within the region  $-L \leq \xi \leq 0$ , where  $L = \lambda_p = 0.03$  cm, and a)  $a_{zL0} = 0.5$  and b)  $a_{zL0} = 2.0$ .

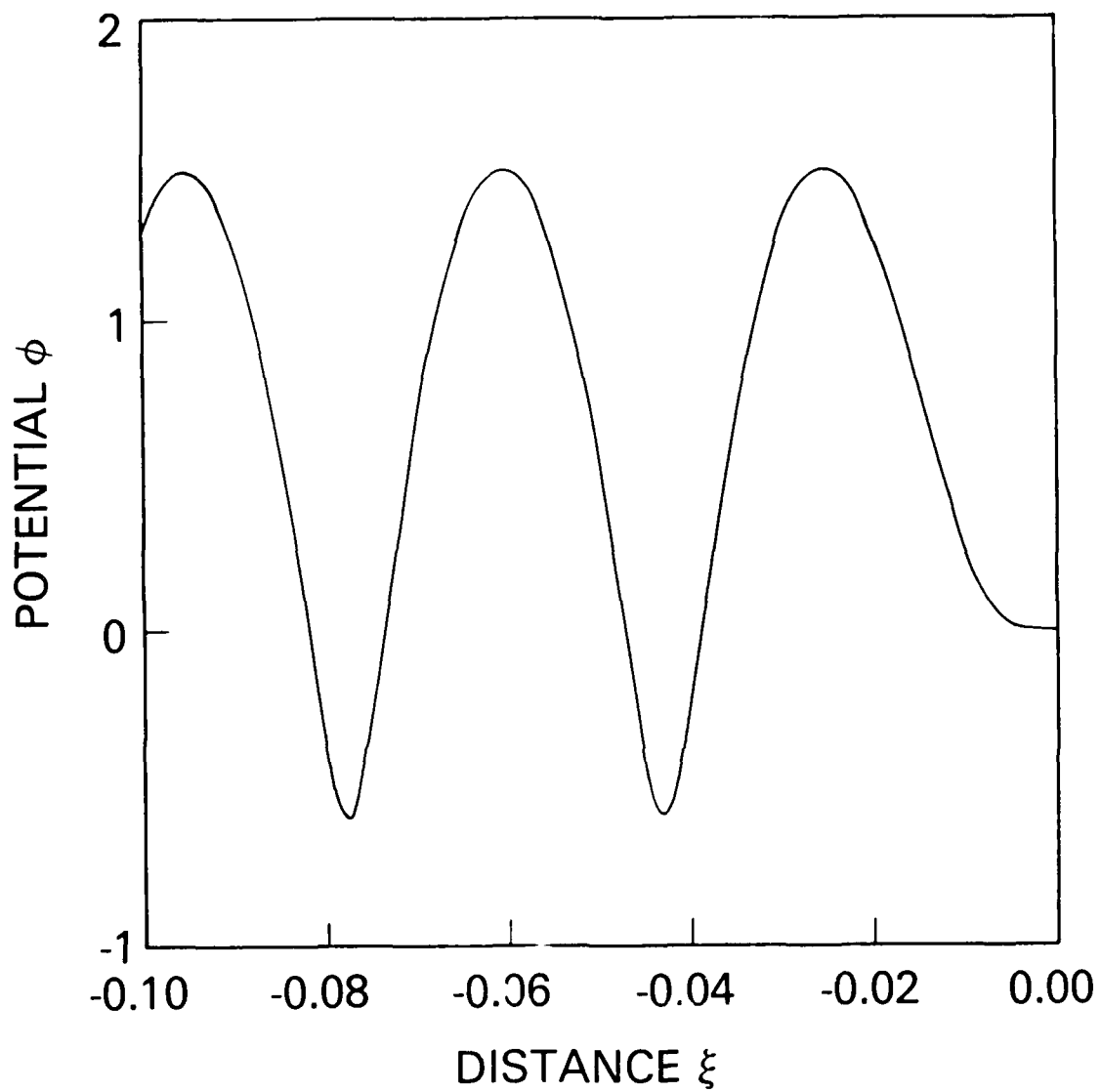


Fig. 3. Electrostatic potential  $\phi$  for a laser pulse located within the region  $-L \leq \xi \leq 0$ , where  $L = \lambda_p = 0.03$  cm and  $a_{Lo} = 2.0$ .

DISTRIBUTION LIST\*

Naval Research Laboratory  
4555 Overlook Avenue, S.W.  
Washington, DC 20375-5000

Attn: Code 1000 - CAPT J. J. Donegan, Jr.  
1001 - Dr. T. Coffey  
1005 - Head, Office of Management & Admin.  
1005.1-Deputy Head, Office of Management & Admin.  
1005.6-Head, Directives Staff  
0124 - ONR  
2000 - Director of Technical Services  
2604 - NRL Historian  
3000 - Director of Business Operations  
4603 - Dr. W. W. Zachary  
4700 - Dr. S. Ossakow (26 copies)  
4795 - Dr. C. A. Kapetanakos  
4730 - Dr. R. Elton  
4707 - Dr. W. M. Manheimer  
4793 - Dr. S. Gold  
4790 - Dr. P. Sprangle (25 copies)  
4790 - Dr. C. M. Tang  
4790 - Dr. M. Lampe  
4790 - Dr. Y. Y. Lau  
4790 - Dr. E. Esarey (25 copies)  
4790 - Dr. J. Krall  
4790 - Dr. A. Ting (25 copies)  
4790A- B. Pitcher  
6652 - Dr. N. Seeman  
6840 - Dr. S. Y. Ahn  
6840 - Dr. A. Ganguly  
6840 - Dr. R. K. Parker  
6850 - Dr. L. R. Whicker  
6875 - Dr. R. Wagner  
2628 - Documents (22 copies)  
2634 - D. Wilbanks  
1220 - 1 copy

\* Every name listed on distribution gets one copy except for those where extra copies are noted.

Dr. R. E. Aamodt  
Lodestar Research Corp.  
2400 Central Ave., P-5  
Boulder, CO 80306-4545

Prof. I. Alexeff  
University of Tennessee  
Dept. of Electrical Engr.  
Knoxville, TN 37916

Dr. D. Bach  
Los Alamos National Laboratory  
P. O. Box 1663  
Los Alamos, NM 87545

Dr. W. A. Barletta  
Lawrence Livermore National Lab.  
P. O. Box 808  
Livermore, CA 94550

Dr. D. C. Barnes  
Science Applications Intl. Corp.  
Austin, TX 78746

Dr. L. R. Barnett  
3053 Merrill Eng. Bldg.  
University of Utah  
Salt Lake City, UT 84112

Dr. S. H. Batha  
Lab. for Laser Energetics &  
Dept. of Mech. Eng.  
Univ. of Rochester  
Rochester, NY 14627

Dr. F. Bauer  
Courant Inst. of Math. Sciences  
New York University  
New York, NY 10012

Dr. Peter Baum  
General Research Corp.  
P. O. Box 6770  
Santa Barbara, CA 93160

Prof. George Bekefi  
Rm. 36-213  
M.I.T.  
Cambridge, MA 02139

Dr. Russ Berger  
FL-10  
University of Washington  
Seattle, WA 98185

Dr. O. Betancourt  
Courant Inst. of Math. Sciences  
New York University  
New York, NY 10012

Dr. B. Bezzerides  
MS-E531  
Los Alamos National Laboratory  
P. O. Box 1663  
Los Alamos, NM 87545

Dr. Leroy N. Blumberg  
U.S. Dept. of Energy  
Division of High Energy Physics  
ER-224/Germantown  
Wash., DC 20545

Dr. Howard E. Brandt  
Department of the Army  
Harry Diamond Laboratory  
2800 Powder Mill Road  
Adelphi, MD 20783

Dr. Bob Brooks  
FL-10  
University of Washington  
Seattle, WA 98195

Prof. William Case  
Dept. of Physics  
Grinnell College  
Grinnell, Iowa 50221

Mr. Charles Cason  
Commander, U. S. Army  
Strategic Defense Command  
Attn: CSSD-H-D  
P. O. Box 1500  
Huntsville, AL 34807-3801

Dr. Paul J. Channell  
AT-6, MS-H818  
Los Alamos National Laboratory  
P. O. Box 1663  
Los Alamos, NM 87545

Dr. A. W. Chao  
Stanford Linear Accelerator Center  
Stanford University  
Stanford, CA 94305

Dr. Francis F. Chen  
UCLA, 7731 Boelter Hall  
Electrical Engineering Dept.  
Los Angeles, CA 90024

Dr. K. Wendell Chen  
Center for Accel. Tech.  
University of Texas  
P.O. Box 19363  
Arlington, TX 76019

Dr. Pisin Chen  
SLAC, Bin 26  
P.O. Box 4349  
Stanford, CA 94305

Dr. Marvin Chodorow  
Stanford University  
Dept. of Applied Physics  
Stanford, CA 94305

Major Bart Clare  
USASDC  
P. O. Box 15280  
Arlington, VA 22215-0500

Dr. Christopher Clayton  
UCLA, 1538 Boelter Hall  
Electrical Engineering Dept.  
Los Angeles, CA 90024

Dr. Bruce I. Cohen  
Lawrence Livermore National Laboratory  
P. O. Box 808  
Livermore, CA 94550

Dr. B. Cohn  
L-630  
Lawrence Livermore National Laboratory  
P. O. Box 808  
Livermore, CA 94550

Dr. Francis T. Cole  
Fermi National Accelerator Laboratory  
Physics Section  
P. O. Box 500  
Batavia, IL 60510

Dr. Richard Cooper  
Los Alamos National Laboratory  
P. O. Box 1663  
Los Alamos, NM 87545

Dr. Ernest D. Courant  
Brookhaven National Laboratory  
Upton, NY 11973

Dr. Paul L. Csonka  
Institute of Theoretical Sciences  
and Department of Physics  
University of Oregon  
Eugene, Oregon 97403

Dr. Chris Darrow  
UCLA  
1-130 Knudsen Hall  
Los Angeles, CA 90024

Dr. J. M. Dawson  
Department of Physics  
University of California, Los Angeles  
Los Angeles, CA 90024

Dr. Adam Drobot  
Science Applications Intl. Corp.  
1710 Goodridge Dr.  
Mail Stop G-8-1  
McLean, VA 22102

Dr. D. F. DuBois, T-DOT  
Los Alamos National Laboratory  
Los Alamos, NM 87545

Dr. J. J. Ewing  
Spectra Technology  
2755 Northup Way  
Bellevue, WA 98004

Dr. Frank S. Felber  
11011 Torreyana Road  
San Diego, CA 92121

Dr. Richard C. Fernow  
Brookhaven National Laboratory  
Upton, NY 11973

Dr. H. Figueroa  
1-130 Knudsen Hall  
U. C. L. A.  
Los Angeles, CA 90024

Dr. Jorge Fontana  
Elec. and Computer Eng. Dept.  
Univ. of Calif. at Santa Barbara  
Santa Barbara, CA 93106

Dr. David Forslund  
Los Alamos National Laboratory  
P. O. Box 1663  
Los Alamos, NM 87545

Dr. P. Garabedian  
Courant Inst. of Math. Sciences  
New York University  
New York, NY 10012

Dr. Walter Gekelman  
UCLA - Dept. of Physics  
1-130 Knudsen Hall  
Los Angeles, CA 90024

Dr. Dennis Gill  
Los Alamos National Laboratory  
P. O. Box 1663  
Los Alamos, NM 87545

Dr. B. B. Godfrey,  
Chief Scientist  
WL/CA  
Kirtland AFB, NM 87117-6008

Dr. P. Goldston  
Los Alamos National Laboratory  
P. O. Box 1663  
Los Alamos, NM 87545

Prof. Louis Hand  
Dept. of Physics  
Cornell University  
Ithaca, NY 14853

Dr. J. Hays  
TRW  
One Space Park  
Redondo Beach, CA 90278

Dr. Wendell Horton  
University of Texas  
Physics Dept., RLM 11.320  
Austin, TX 78712

Dr. H. Huey  
Varian Associates  
B-118  
611 Hansen Way  
Palo Alto, CA 95014

Prof. Stanley Humphries  
Univ. of New Mexico  
University Hill  
Albuquerque, NM 87131

Dr. Robert A. Jameson  
Los Alamos National Laboratory  
AT-Division, MS H811  
P.O. Box 1663  
Los Alamos, NM 87545

Dr. G. L. Johnston  
NW16-232  
M. I. T.  
Cambridge, MA 02139

Dr. Shayne Johnston  
Physics Department  
Jackson State University  
Jackson, MS 39217

Dr. Mike Jones  
MS B259  
Los Alamos National Laboratory  
P. O. Box 1663  
Los Alamos, NM 87545

Dr. C. Joshi  
7620 Boelter Hall  
Electrical Engineering Department  
University of California, Los Angeles  
Los Angeles, CA 90024

Dr. E. L. Kane  
Science Applications Intl. Corp.  
McLean, VA 22102

Dr. Tom Katsouleas  
UCLA, 1-130 Knudsen Hall  
Department of Physics  
Los Angeles, CA 90024

Dr. Rhon Keinigs MS-259  
Los Alamos National Laboratory  
P. O. Box 1663  
Los Alamos, NM 87545

Dr. Kwang-Je Kim  
Lawrence Berkeley Laboratory  
University of California, Berkeley  
Berkeley, CA 94720

Dr. S. H. Kim  
Center for Accelerator Technology  
University of Texas  
P.O. Box 19363  
Arlington, TX 76019

Dr. Joe Kindel  
Los Alamos National Laboratory  
P. O. Box 1663, MS E531  
Los Alamos, NM 87545

Dr. Ed Knapp  
Los Alamos National Laboratory  
P. O. Box 1663  
Los Alamos, NM 87545

Dr. Peter Kneisel  
Cornell University  
F. R. Newman Lab. of Nucl. Studies  
Ithaca, NY 14853

Dr. Norman M. Kroll  
University of California, San Diego  
San Diego, CA 92093

Dr. Michael Lavan  
U. S. Army Strategic Defense Command  
Attn: CSSD-H-D  
P. O. Box 1500  
Huntsville, AL 35807-3801

Dr. Kenneth Lee  
Los Alamos National Laboratory  
P.O. Box 1663, MS E531  
Los Alamos, NM 87545

Dr. Baruch Levush  
Dept. of Physics & Astronomy  
University of Maryland  
College Park, MD 20742

Dr. Chuan S. Liu  
Dept. of Physics & Astronomy  
University of Maryland  
College Park, MD 20742

Dr. N. C. Luhmann, Jr.  
7702 Boelter Hall  
U. C. L. A.  
Los Angeles, CA 90024

Dr. F. Mako  
FM Technologies Corp.  
205 South Whiting St.  
Alexandria, VA 22304

Dr. Joseph Mangano  
Science Research Laboratory  
1600 Wilson Blvd.  
Suite 1200  
Arlington, VA 22209

Dr. Siva A. Mani  
Science Applications Intl. Corp.  
1040 Waltham Street  
Lexington, MA 02173-8027

Dr. T. C. Marshall  
Applied Physics Department  
Columbia University  
New York, NY 10027

Dr. Clare Max  
Institute of Geophysics  
& Planetary Physics  
Lawrence Livermore National Laboratory  
P. O. Box 808  
Livermore, CA 94550

Dr. B. D. McDaniel  
Cornell University  
Ithaca, NY 14853

Col. Thomas Meyer  
SDIO/DEO  
The Pentagon, Rm. 1E180  
Washington, DC 20301-7100

Prof. Kim Molvig  
Plasma Fusion Center  
Room NW16-240  
M.I.T.  
Cambridge, MA 02139

Dr. A. Mondelli  
Science Applications Intl. Corp.  
1710 Goodridge Drive  
McLean, VA 22101

Dr. Mel Month  
Brookhaven National Laboratories  
Associated Universities, Inc.  
Upton, L.I., NY 11973

Dr. Warren Mori  
1-130 Knudsen Hall  
U. C. L. A.  
Los Angeles, CA 90024

Dr. P. L. Morton  
Stanford Linear Accelerator Center  
P. O. Box 4349  
Stanford, CA 94305

Dr. Michael Mostrom  
Mission Research Corp.  
1720 Randolph Rd., S. E.  
Albuquerque, NM 87106

Dr. John A. Nation  
Laboratory of Plasma Studies  
369 Upson Hall  
Cornell University  
Ithaca, NY 14853

Dr. Kelvin Neil  
Lawrence Livermore National Lab.  
Code L-321, P.O. Box 808  
Livermore, CA 94550

Dr. K. C. Ng  
Courant Inst. of Math. Sciences  
New York University  
New York, NY 10012

Dr. Robert J. Noble  
S.L.A.C., Bin 26  
Stanford University  
P.O. Box 4349  
Stanford, CA 94305

Dr. J. Norem  
Argonne National Laboratory  
Argonne, IL 60439

Dr. Craig L. Olson  
Sandia National Laboratories  
Plasma Theory Division 1241  
P.O. Box 5800  
Albuquerque, NM 87185

Dr. H. Oona  
MS-E554  
Los Alamos National Laboratory  
P. O. Box 1663  
Los Alamos, NM 87545

Dr. Robert B. Palmer  
Brookhaven National Laboratory  
Upton, NY 11973

Dr. Richard Pantell  
Stanford University  
308 McCullough Bldg.  
Stanford, CA 94305

Dr. John Pasour  
Mission Research Corporation  
8560 Cinderbed Rd.  
Suite 700  
Newington, VA 22122

Dr. Claudio Pellegrini  
National Synchrotron Light Source  
Brookhaven National Laboratory  
Upton, NY 11973

Dr. Samuel Penner  
Center for Radiation Research  
National Bureau of Standards  
Gaithersburg, MD 20899

Dr. Melvin A. Piestrup  
Adelphi Technology  
13800 Skyline Blvd. No. 2  
Woodside, CA 94062

Dr. Z. Pietrzyk  
FL-10  
University of Washington  
Seattle, WA 98185

Dr. Hersch Pilloff  
Code 421  
Office of Naval Research  
Arlington, VA 22217

Major E. W. Pogue  
SDIO  
The Pentagon, T-DE Rm. 1E180  
Washington, DC 20301-7100

Dr. Anand Prakash  
Ballistic Research Laboratory  
Aberdeen Proving Ground, MD 21005

Dr. Don Prosnitz  
Lawrence Livermore National Laboratory  
P. O. Box 808  
Livermore, CA 94550

Dr. R. Ratowsky  
Physics Department  
University of California at Berkeley  
Berkeley, CA 94720

Dr. M. Reiser  
University of Maryland  
Department of Physics  
College Park, MD 20742

Dr. C. W. Roberson  
Office of Naval Research  
Code 112S  
800 N. Quincy Street  
Arlington, VA 22217

Dr. Stephen Rockwood  
Los Alamos National Laboratory  
P. O. Box 1663  
Los Alamos, NM 87545

Dr. Harvey A. Rose, T-DOT  
Los Alamos National Laboratory  
Los Alamos, NM 87545

Dr. Marshall N. Rosenbluth  
Institute for Fusion Studies  
The Univ. of Texas at Austin  
Austin, TX 78712

Dr. James B. Rosenzweig  
Dept. of Physics  
University of Wisconsin  
Madison, WI 53706

Dr. N. Rostoker  
Department of Physics  
University of California at Irvine  
Irvine, CA 92717

Dr. R. D. Ruth  
SLAC, Bin 26  
P. O. Box 4349  
Stanford, CA 94305

Dr. Jack Sandweiss  
Gibbs Physics Laboratory  
Yale University  
260 Whitney Avenue  
P. O. Box 6666  
New Haven, CT 06511

Dr. Al Saxman  
Los Alamos National Laboratory  
P.O. Box 1663, MS E523  
Los Alamos, NM 87545

Prof. John Scharer  
Electrical & Computer Engineering Dept.  
University of Wisconsin  
Madison, WI 53706

Dr. George Schmidt  
Stevens Institute of Technology  
Department of Physics  
Hoboken, NJ 07030

Dr. Marlan O. Scully  
Dept. of Physics & Astronomy  
Univ. of New Mexico  
800 Yale Blvd. NE  
Albuquerque, NM 87131

Dr. Frank Selph  
U. S. Department of Energy  
Division of High Energy Physics, ER-224  
Washington, DC 20545

Prof. P. Serafim  
Northeastern University  
Boston, MA 02115

Dr. Andrew M. Sessler  
Lawrence Berkeley Laboratory  
University of California, Berkeley  
Berkeley, CA 94720

Dr. Richard L. Sheffield  
Los Alamos National Laboratory  
P.O. Box 1663, MS H825  
Los Alamos, NM 87545

Dr. John Siambis  
Lockheed Palo Alto Research Laboratory  
3251 Hanover Street  
Palo Alto, CA 94304

Dr. Robert Siemann  
Dept. of Physics  
Cornell University  
Ithaca, NY 14853

Dr. J. D. Simpson  
Argonne National Laboratory  
Argonne, IL 60439

Dr. Charles K. Sinclair  
Stanford University  
P. O. Box 4349  
Stanford, CA 94305

Dr. Sidney Singer  
MS-E530  
Los Alamos National Laboratory  
P. O. Box 1663  
Los Alamos, NM 87545

Dr. R. Siusher  
AT&T Bell Laboratories  
Murray Hill, NJ 07974

Dr. Jack Slater  
Mathematical Sciences, NW  
2755 Northup Way  
Bellevue, WA 98009

Dr. Todd Smith  
Hansen Laboratory  
Stanford University  
Stanford, CA 94305

Mr. J. J. Su  
UCLA  
1-130 Knudsen Hall  
Los Angeles, CA 90024

Prof. Ravi Sudan  
Electrical Engineering Department  
Cornell University  
Ithaca, NY 14853

Dr. Don J. Sullivan  
Mission Research Corporation  
1720 Randolph Road, SE  
Albuquerque, NM 87106

Dr. David F. Sutter  
U. S. Department of Energy  
Division of High Energy Physics, ER-224  
Washington, DC 20545

Dr. T. Tajima  
Department of Physics  
and Institute for Fusion Studies  
University of Texas  
Austin, TX 78712

Dr. R. Temkin (2 copies)  
Mass. Institute of Technology  
Plasma Fusion Center  
Cambridge, MA 02139

Dr. Lee Teng, Chairman  
Fermilab  
P.O. Box 500  
Batavia, IL 60510

Dr. H. S. Uhm  
Naval Surface Warfare Center  
White Oak Laboratory  
Silver Spring, MD 20903-5000

U. S. Naval Academy (2 copies)  
Director of Research  
Annapolis, MD 21402

Dr. William A. Wallenmeyer  
U. S. Dept. of Energy  
High Energy Physics Div., ER-22  
Washington, DC 20545

Dr. John E. Walsh  
Department of Physics  
Dartmouth College  
Hanover, NH 03755

Dr. Tom Wangler  
Los Alamos National Laboratory  
P. O. Box 1663  
Los Alamos, NM 87545

Dr. S. Wilks  
Physics Dept.  
1-130 Knudsen Hall  
UCLA  
Los Angeles, CA 90024

Dr. Perry B. Wilson  
Stanford Linear Accelerator Center  
Stanford University  
P.O. Box 4349  
Stanford, CA 94305

Dr. W. Woo  
Applied Science Department  
University of California at Davis  
Davis, CA 95616

Dr. J. Workman  
Berkeley Research Associates  
P.O. Box 241  
Berkeley, CA 94701

Dr. Jonathan Wurtele  
M.I.T.  
NW 16-234  
Plasma Fusion Center  
Cambridge, MA 02139

Dr. Yi-Ton Yan  
SSC Central Design Group  
c/o LBL 90-4040  
University of California  
1 Cyclotron Rd.  
Berkeley, CA 94720

Dr. M. Yates  
Los Alamos National Laboratory  
P. O. Box 1663  
Los Alamos, NM 87545

Dr. Ken Yoshioka  
Laboratory for Plasma and Fusion  
University of Maryland  
College Park, MD 20742

Dr. R. W. Ziolkowski, L-156  
Lawrence Livermore National Laboratory  
P. O. Box 808  
Livermore, CA 94550

Contractors and Foreign

Contractors at NRL:

Dr. Bahman Hafizi  
Dr. William Marable

Dr. R. Bingham  
Rutherford Appleton Laboratory  
Chilton, Didcot  
OX11 0QX  
ENGLAND

Dr. Bucker Dangor  
The Blockett Laboratory  
Prince Consort Road  
London SW7 2BZ  
ENGLAND

Dr. N. A. Ebrahim  
Chalk River Nucl. Lab.  
Chalk River, Ontario  
CANADA KOJ IJO

Dr. Francesco De Martini  
Istituto de Fiscia  
G. Marconi University  
Piazzo delle Science, 5  
ROMA 00185  
ITALY

Dr. Roger G. Evans  
Rutherford Appleton Laboratory  
Chilton, Didcot  
Oxfordshire OX11 0OX  
GREAT BRITAIN

Dr. H. Hora  
Department of Theoretical Physics  
The University of New South Wales  
Kensington-Sydney  
AUSTRALIA

Dr. D. A. Jones  
Department of Theoretical Physics  
The University of New South Wales  
Kensington-Sydney  
AUSTRALIA

Dr. Guy Laval  
Centre de Physique Theorique  
Ecole Polytechnique  
91128 Palaiseau Cedex  
FRANCE

Dr. John D. Lawson  
Rutherford High Energy Laboratory  
Chilton  
Oxon  
OX11 0QK  
ENGLAND

Dr. B. Luther-Davies  
Australian National University  
Canberra  
AUSTRALIA

Dr. Francois Martin  
INRS Energie  
CASE Postale 1020  
Varenes JOL, PQ2PO  
CANADA

Dr. M. Masuzaki  
Department of Physics  
Kanazawa University  
Kanazawa 920  
JAPAN

Dr. M. Matsumoto  
Faculty of Engineering  
Yamanashi University  
Kofu 400  
JAPAN

Dr. Hans Motz  
(Oxford University)  
16, Bedford Street  
Oxford OX4 1SU  
GREAT BRITAIN

Dr. Nagasawa  
Dept. of Electrical Eng.  
Utsunomiya University  
Utsunomiya, Tochigi 321  
JAPAN

Dr. Y. Nishida  
Dept. of Electrical Eng.  
Utsunomiya University  
Utsunomiya, Tochigi 321  
JAPAN

Dr. Michael Poole  
Daresbury Nuclear Physics Lab.  
Daresbury, Warrington  
Cheshire WA4 4AD  
ENGLAND

Dr. Alberto Renieri  
Comitato Nazionale Energia Nucleare  
Centro di Frascati  
C.P. 65 - 00044  
Frascati, Rome  
ITALY

Dr. Robert Rossmanith  
DESY  
Hamburg 52  
Notkestr 85  
GERMANY

Dr. Sakai  
Faculty of Engineering  
Yamanashi University  
Kofu 400  
JAPAN

Prof. Rainer Salomaa  
Helsinki Univ. of Tech.  
Dept. of Technical Physics  
Rakentajanaukio 2  
SF-02150 Espoo  
FINLAND

Dr. N. Sato  
Dept. of Electrical Eng.  
Utsunomiya University  
Utsunomiya, Tochigi 321  
JAPAN

Dr. Mick Shaw  
Rutherford Appleton Laboratory  
Chilton, Didcot  
Oxon OX 110QX  
ENGLAND

Dr. P. K. Shukla  
Theoretische Physik I  
Ruhr-Universität Bochum  
D-4630 Bochum 1  
Federal Republic of Germany

Dr. S. Solimeno  
University Di Napoli  
Napoli, Italy

Dr. Takeuchi  
Faculty of Engineering  
Yamanashi University  
Kofu 400  
JAPAN

Dr. Thomas Weiland  
DESY  
Hamburg 52  
Notkestr. 85  
GERMANY

Dr. W. Willis  
CERN  
1211 Geneva 23  
SWITZERLAND