

12

L03




Department of Defense ATLAS/DATA ABSTRACT FOR THE UNITED STATES AND SELECTED AREAS

Fiscal Year 1989

DTIC
UNCLASSIFIED
1989
S E D


AD-A219 289



..... WMS SIGR DATA BASE
DATA SELECTION MENU
1 EMPLOYERS
2 PAYROLL OUTLAYS
3 PRIME CONTRACTS
.....

Department of Defense
ATLAS/DATA ABSTRACT
FOR THE UNITED STATES
AND SELECTED AREAS

Fiscal Year 1989



Prepared by
Department of Defense
Washington Headquarters Services
Directorate for Information
Operations and Reports

For sale by the Superintendent of Documents
U. S. Government Printing Office
Washington, D. C. 20540

DTIC AND NTIS IDENTIFICATION NUMBER FOR THIS PUBLICATION IS DIOR/L03-89

TABLE OF CONTENTS

| | Page |
|---|------|
| INTRODUCTION | 2 |
| MAPS AND STATISTICAL SUMMARIES | |
| DoD Estimated Payroll and Prime Contracts by Area | 8 |
| Statistical Abstract for the United States | 11 |

| State/Area | Map No | |
|---------------------------|--------|----|
| Alabama (AL) | 1 | 12 |
| Alaska (AK) | 2 | 14 |
| Arizona (AZ) | 3 | 16 |
| Arkansas (AR) | 4 | 18 |
| California (CA) | 5 | 20 |
| Los Angeles Area | 5a | 23 |
| San Diego Area | 5b | 24 |
| San Francisco Area | 5c | 25 |
| Colorado (CO) | 6 | 26 |
| Connecticut (CT) | 7 | 28 |
| Delaware (DE) | 8 | 30 |
| District of Columbia (DC) | 9 | 32 |
| Florida (FL) | 10 | 34 |
| Georgia (GA) | 11 | 36 |
| Hawaii (HI) | 12 | 38 |
| Idaho (ID) | 13 | 40 |
| Illinois (IL) | 14 | 42 |
| Indiana (IN) | 15 | 44 |
| Iowa (IA) | 16 | 46 |
| Kansas (KS) | 17 | 48 |
| Kentucky (KY) | 18 | 50 |
| Louisiana (LA) | 19 | 52 |
| Maine (ME) | 20 | 54 |
| Maryland (MD) | 21 | 56 |
| Suburban Maryland | 21a | 59 |
| Massachusetts (MA) | 22 | 60 |
| Michigan (MI) | 23 | 62 |
| Minnesota (MN) | 24 | 64 |
| Mississippi (MS) | 25 | 66 |
| Missouri (MO) | 26 | 68 |
| Montana (MT) | 27 | 70 |
| Nebraska (NE) | 28 | 72 |
| Nevada (NV) | 29 | 74 |
| New Hampshire (NH) | 30 | 76 |
| New Jersey (NJ) | 31 | 78 |
| New Mexico (NM) | 32 | 80 |
| New York (NY) | 33 | 82 |
| North Carolina (NC) | 34 | 84 |
| North Dakota (ND) | 35 | 86 |
| Ohio (OH) | 36 | 88 |

TABLE OF CONTENTS (Continued)

| State/Area | Map No. | Page |
|------------------------|---------|------|
| Oklahoma (OK) | 37 | 90 |
| Oregon (OR) | 38 | 92 |
| Pennsylvania (PA) | 39 | 94 |
| Rhode Island (RI) | 40 | 96 |
| South Carolina (SC) | 41 | 98 |
| South Dakota (SD) | 42 | 100 |
| Tennessee (TN) | 43 | 102 |
| Texas (TX) | 44 | 104 |
| Utah (UT) | 45 | 106 |
| Vermont (VT) | 46 | 108 |
| Virginia (VA) | 47 | 110 |
| Norfolk Area | 47a | 112 |
| Northern Virginia Area | 47b | 113 |
| Washington (WA) | 48 | 114 |
| West Virginia (WV) | 49 | 116 |
| Wisconsin (WI) | 50 | 118 |
| Wyoming (WY) | 51 | 120 |
| | | |
| Guam | 52 | 122 |
| Puerto Rico | 53 | 124 |
| | | |
| Australia | 54 | 126 |
| Belgium | 55 | 128 |
| Bermuda | 56 | 130 |
| Canada | 57 | 132 |
| Egypt | 58 | 134 |
| Germany | 59 | 136 |
| Greece | 60 | 138 |
| Iceland | 61 | 140 |
| Italy | 62 | 142 |
| Japan | 63 | 144 |
| Korea | 64 | 146 |
| Netherlands | 65 | 148 |
| Panama | 66 | 150 |
| Philippines | 67 | 152 |
| Portugal | 68 | 154 |
| Saudi Arabia | 69 | 156 |
| Spain | 70 | 158 |
| Turkey | 71 | 160 |
| United Kingdom | 72 | 162 |

INTRODUCTION

INTRODUCTION

BACKGROUND

From 1955 to 1982, the Department of Defense (DoD) published the Map Book of Major Military Installations. This book gave DoD managers a convenient reference to locate major military installations in the United States. In the late 1970's, officials in the Office of the Secretary of Defense suggested that the geography information in the "Map Book" be combined with financial and personnel data so that a wide range of information about DoD would be available in a single publication. A prototype of this new book, in 1981, resulted in the first Atlas/State Data Abstract, in 1982, and included geographic, financial, and personnel information for the fifty states. The 1984 edition was expanded to include selected U.S. Territories and Possessions, and the 1986 edition added selected foreign countries.

ATLAS

The Atlas/Data Abstract for the United States and Selected Areas includes military and civilian manpower, payroll outlays, and prime contracts over \$25,000, by state, District of Columbia (DC), Guam, Puerto Rico, and selected foreign countries. The information is presented with statistical tables on the right hand pages and corresponding maps on the facing pages.

In the first set of tables, personnel and expenditure totals are displayed for DoD, Army, Navy and Marine Corps, Air Force, and Other Defense Activities. The personnel part of this set contains a breakdown of active duty military, civilian, and Reserve and National Guard for the fifty states, DC, Guam, and Puerto Rico. The foreign countries show military and civilian dependent information instead of Reserve and National Guard personnel figures. The expenditures part of this set is broken down by payroll outlays and prime contracts over \$25,000, and subsets of these categories.

In the next set of tables, the top ten major locations of expenditures and personnel are shown in descending order. These locations are depicted on the maps on the corresponding facing pages. These tables are not included in the selected foreign countries since location information is not collected.

In the remaining two tables, contract awards over \$25,000 for the last three fiscal years and the top five contractors with their major areas of work are depicted for each state or country.

COVERAGE

The information in this Atlas pertains to the Department of Defense (DoD) which includes the Departments of the Army,

Navy, and Air Force, and Other Defense Activities. The Other Defense Activities include the Office of the Secretary of Defense, the Joint Staff, Defense Agencies, DoD Field Activities, DoD Inspector General, U.S. Court of Military Appeals, and the Uniformed Services University of the Health Sciences. All information shown is as of September 30, 1989.

PERSONNEL

Personnel data include total active duty military, direct hire civilian, Reserve and National Guard (fifty states, DC, Guam, and Puerto Rico), and military and civilian dependents (foreign countries).

Active Duty Military

The active duty military personnel counts include those based ashore and exclude those temporarily shore-based, in a transient status, or afloat. As of September 30, 1989, 329,797 military personnel were excluded based on these categories.

There are a few cases where personnel are reported by the parent installation and shown there, instead of their actual operating location. There are also cases where personnel on temporary duty as of September 30, 1989, are reported at the installation where they are temporarily assigned. In using this publication, please be aware that cases such as the foregoing can occur.

Civilian

Included in the Atlas are those U.S. citizen and foreign national direct hire civilians subject to Office of Management and Budget (OMB) ceiling controls. Excluded are indirect hire civilians and those direct hire civilians not subject to OMB ceiling controls. As of September 30, 1989, there were 79,817 indirect hire and 8,557 direct hire civilians excluded based on these categories.

Personnel assigned to military functions predominate the civilian manpower statistics in the Atlas, but we have also included civilian personnel involved in civil functions of the United States. As of September 30, 1989, there were 31,062 employees of the Army Corps of Engineers, 134 Army cemetery employees, and 2 Air Force personnel, all assigned to civil functions.

Reserve and National Guard

The Reserve and National Guard personnel figures include only the Ready Reserve, which consists of the Selected Reserve, the Individual Ready Reserve and the Inactive

National Guard. Personnel in the Selected Reserve are distributed to the capital city of the state in which their duty is performed. Personnel in the Individual Ready Reserve and Inactive National Guard are distributed according to capital city of their state of residence.

Military and U.S. Civilian Dependents

Included in the foreign countries of the Atlas are counts of military and U.S. civilian dependents. Military figures include both command and non-command sponsored dependents. Dependents are defined as spouse; children; parents; other persons related by blood, marriage, or adoption; and any person recognized as a dependent by the appropriate DoD component.

EXPENDITURES

The expenditures in this Atlas are not all inclusive. Additional information on total operational costs for foreign countries are available in the DoD Comptroller Budget Exhibit OP-53.

Payroll Outlays

For civilian, active duty military, and reserves, payroll outlays represent the gross earnings of these personnel for services rendered to the Government and cash allowances for benefits. Excluded from these outlays are the employer's share of employee benefits, accrued military retirement benefits, and most of the permanent change of station costs. Payroll outlays for retired military represent the direct compensation to those personnel.

For purposes of this publication, payroll outlays have been allocated, to the best of our ability, to the actual location of the person being compensated. In most cases, the outlays are actual payroll calculations at the location of the personnel being compensated. In some cases, the outlays have been prorated from a central paying office to remote locations. In other cases, where it is not possible to prorate, the outlays are reported at the location of the finance office issuing the checks. This could mean, for example, that military and civilian pay for the same installation may be reported at different locations if they are paid by different finance offices. Also, payroll outlays for military personnel who are temporarily shore-based or afloat are reported at their home port. Therefore, in using this publication, please be aware that anomalies of these types can occur.

Prime Contracts

Prime contract awards include obligations for those

contract actions over \$25,000 only. Contractual obligations for less than \$25,000, such as small purchases, are reported in summary form and are not attributable to locations or major areas of work.

In reporting contract awards, there can be deobligations (credit actions) as well as obligations (debit actions). An example of this would be where a contract had to be terminated. Although rare, this can result in a net credit for a particular location in a given fiscal year, but will be a positive result over time. Net credits are shown as negative amounts. Similarly, the amount of prime contract dollars for a major area of work can exceed the total amount for a given prime contractor. This occurs when there is a large deobligation on another contract for the same contractor.

Prime contracts are generally reported at the location where the work is performed. For example, if a contractor is located in Nevada and wins a construction job in Utah, the contract will be reported in Utah. However, there are exceptions, such as when contract work is performed at various plants or locations, the contract is reported to the location where the largest dollar amount of work will be performed. Another exception is in contracts for transportation and communications services, where the place of performance is the location of the contractor's home office. Furthermore, for purchases from wholesale or other distribution firms, the place of performance is the distributor's business address and not the place where the products or goods were manufactured.

MAPS

The maps are displayed on the facing pages of the statistical tables and show where major payroll and contract expenditures are incurred and major concentrations of military and civilian personnel are located, or both. Locations are included if they show major expenditures for the current year or any one year in the past three years. Also included are all major military installations, regardless of expenditures or numbers of personnel, with the exception of public works centers and installations dedicated to reserve activities, unless expenditures or numbers of personnel caused these activities to be listed as major installations. To reduce congestion on the California and Germany maps, installations with less than 1,000 military and civilian personnel have been excluded.

The maps of the foreign countries show selected places for geographical reference only. Expenditure information is reported at the country level and apportionment by place is not possible.

MAPS AND STATISTICAL SUMMARIES

**DoD ESTIMATED PAYROLL AND PRIME CONTRACTS BY STATE
(THOUSANDS OF DOLLARS)
FISCAL YEAR 1989**

| State | Civilian Pay | Military Active Duty Pay | Reserve & National Guard Pay | Retired Military Pay | Total Compensation | Civil Functions Contracts | Military Functions Contracts | Total Contracts |
|----------------------|-------------------|--------------------------|------------------------------|----------------------|--------------------|---------------------------|------------------------------|--------------------|
| Alabama | 789,524 | 588,907 | 222,248 | 498,323 | 2,099,002 | 86,857 | 1,305,531 | 1,392,388 |
| Alaska | 193,392 | 567,974 | 24,774 | 64,562 | 850,702 | 17,458 | 522,337 | 539,795 |
| Arizona | 304,621 | 589,779 | 71,606 | 527,678 | 1,493,684 | 11,368 | 2,835,519 | 2,846,887 |
| Arkansas | 136,907 | 199,024 | 71,951 | 255,818 | 663,700 | 38,261 | 331,331 | 369,592 |
| California | 4,012,634 | 6,516,801 | 431,083 | 2,952,123 | 13,912,641 | 60,595 | 23,064,102 | 23,124,697 |
| Colorado | 353,176 | 1,008,837 | 114,248 | 563,590 | 2,039,851 | 6,899 | 2,921,402 | 2,928,301 |
| Connecticut | 164,690 | 287,806 | 49,112 | 135,908 | 637,516 | 1,269 | 6,081,021 | 6,082,290 |
| Delaware | 47,157 | 96,153 | 27,281 | 64,451 | 235,042 | 12,283 | 158,753 | 171,036 |
| District of Columbia | 564,469 | 386,633 | 98,044 | 66,730 | 1,115,876 | 6,652 | 1,229,312 | 1,235,964 |
| Florida | 1,030,474 | 2,215,970 | 153,749 | 2,092,292 | 5,492,485 | 28,356 | 4,424,027 | 4,452,383 |
| Georgia | 1,030,707 | 1,731,308 | 271,13 | 740,461 | 3,773,609 | 34,357 | 1,829,823 | 1,864,180 |
| Hawaii | 639,481 | 1,362,357 | 40,274 | 191,892 | 2,234,004 | 8,018 | 570,715 | 578,733 |
| Idaho | 34,934 | 112,486 | 39,122 | 98,955 | 285,497 | 667 | 74,122 | 74,789 |
| Illinois | 560,533 | 729,495 | 166,545 | 308,140 | 1,764,713 | 30,814 | 1,218,287 | 1,249,101 |
| Indiana | 456,254 | 141,030 | 184,216 | 185,080 | 966,580 | 9,714 | 1,753,363 | 1,763,077 |
| Iowa | 37,837 | 9,297 | 57,692 | 81,894 | 186,720 | 7,897 | 418,013 | 425,910 |
| Kansas | 180,175 | 623,131 | 166,094 | 192,962 | 1,162,362 | 6,754 | 948,213 | 954,967 |
| Kentucky | 350,445 | 1,093,166 | 102,836 | 210,812 | 1,757,259 | 23,573 | 309,151 | 332,724 |
| Louisiana | 237,848 | 686,722 | 111,654 | 307,564 | 1,343,788 | 221,848 | 1,471,639 | 1,693,487 |
| Maine | 307,916 | 182,335 | 31,304 | 118,118 | 639,673 | 385 | 369,626 | 370,011 |
| Maryland | 1,378,780 | 898,527 | 142,181 | 537,183 | 2,956,671 | 26,381 | 3,844,497 | 3,870,878 |
| Massachusetts | 367,011 | 283,266 | 145,629 | 244,936 | 1,040,842 | 13,459 | 8,744,008 | 8,757,467 |
| Michigan | 367,889 | 188,637 | 114,947 | 213,904 | 885,377 | 10,215 | 1,255,716 | 1,265,931 |
| Minnesota | 87,736 | 21,762 | 94,021 | 126,551 | 330,070 | 12,787 | 1,761,187 | 1,773,974 |
| Mississippi | 312,429 | 379,785 | 89,776 | 234,067 | 1,016,057 | 73,868 | 1,160,690 | 1,234,558 |
| Missouri | 630,224 | 422,642 | 187,227 | 317,805 | 1,557,898 | 42,655 | 6,239,994 | 6,282,649 |
| Montana | 37,566 | 93,064 | 26,769 | 59,910 | 217,309 | 2,461 | 78,075 | 80,536 |
| Nebraska | 113,564 | 343,581 | 37,941 | 125,349 | 620,435 | 4,663 | 217,021 | 221,684 |
| Nevada | 54,035 | 226,732 | 19,641 | 226,554 | 526,962 | 36 | 230,112 | 230,148 |
| New Hampshire | 45,713 | 99,595 | 21,008 | 114,726 | 281,047 | 6,722 | 471,076 | 477,798 |
| New Jersey | 711,011 | 493,703 | 145,965 | 279,003 | 1,629,682 | 108,900 | 3,284,471 | 3,393,371 |
| New Mexico | 290,290 | 349,384 | 49,515 | 261,623 | 950,812 | 9,356 | 615,676 | 625,032 |
| New York | 543,499 | 749,796 | 229,372 | 361,520 | 1,884,187 | 5,377 | 6,546,787 | 6,552,164 |
| North Carolina | 414,439 | 2,258,954 | 116,264 | 671,972 | 3,461,629 | 2,414 | 1,101,328 | 1,103,742 |
| North Dakota | 51,171 | 224,602 | 25,501 | 26,402 | 327,676 | 1,299 | 120,515 | 121,814 |
| Ohio | 1,091,153 | 342,997 | 150,893 | 369,835 | 1,954,878 | 15,955 | 5,053,413 | 5,069,368 |
| Oklahoma | 661,866 | 696,112 | 120,537 | 337,319 | 1,815,834 | 17,706 | 641,409 | 659,115 |
| Oregon | 98,312 | 22,374 | 54,359 | 211,917 | 386,962 | 7,013 | 171,513 | 178,526 |
| Pennsylvania | 1,474,544 | 224,904 | 306,218 | 457,779 | 2,463,445 | 63,893 | 2,764,139 | 2,828,032 |
| Rhode Island | 138,917 | 147,628 | 32,271 | 76,878 | 395,694 | 1,130 | 416,354 | 417,484 |
| South Carolina | 595,656 | 1,316,068 | 168,103 | 526,418 | 2,606,245 | 22,585 | 545,581 | 568,166 |
| South Dakota | 36,369 | 145,977 | 23,540 | 40,741 | 246,627 | 1,759 | 65,667 | 67,426 |
| Tennessee | 190,774 | 201,973 | 108,537 | 397,090 | 898,374 | 30,197 | 1,088,248 | 1,118,445 |
| Texas | 1,649,868 | 3,258,588 | 319,561 | 2,036,072 | 7,264,089 | 126,464 | 9,136,350 | 9,262,814 |
| Utah | 632,384 | 135,528 | 98,639 | 108,005 | 974,556 | 13,846 | 968,799 | 982,645 |
| Vermont | 17,544 | 1,992 | 23,798 | 33,297 | 76,631 | 764 | 162,595 | 163,359 |
| Virginia | 3,479,351 | 4,154,703 | 184,847 | 1,560,075 | 9,378,976 | 37,773 | 5,858,976 | 5,896,749 |
| Washington | 879,416 | 1,293,047 | 131,083 | 725,181 | 3,028,727 | 46,395 | 2,904,660 | 2,951,055 |
| West Virginia | 48,764 | 9,694 | 33,283 | 88,864 | 180,605 | 37,775 | 125,665 | 163,440 |
| Wisconsin | 94,037 | 23,889 | 171,867 | 125,980 | 415,773 | 7,361 | 1,073,428 | 1,080,789 |
| Wyoming | 32,276 | 81,796 | 13,199 | 36,624 | 163,895 | 123 | 67,013 | 67,136 |
| Total U. S. | 27,959,767 | 38,220,511 | 5,821,458 | 20,590,933 | 92,592,669 | 1,365,357 | 118,551,250 | 119,916,607 |

Prepared by: Washington Headquarters Services
Directorate for Information
Operations and Reports

**DoD ESTIMATED PAYROLL AND PRIME CONTRACTS BY STATE
(THOUSANDS OF DOLLARS)
FISCAL YEAR 1989**

| Place | Civilian Pay | Military Active Duty Pay | Reserve & National Guard Pay | Retired Military Pay | Total Compensation | Civil Functions Contracts | Military Functions Contracts | Total Contracts |
|-------------------------------|------------------|--------------------------|------------------------------|----------------------|--------------------|---------------------------|------------------------------|------------------|
| Guam | 115,913 | 218,095 | 4,130 | 11,080 | 349,218 | 140 | 81,593 | 81,733 |
| Puerto Rico | 70,349 | 63,672 | 38,804 | 61,268 | 234,093 | 14,275 | 275,855 | 290,130 |
| Other U.S. Possessions | 26,014 | 55,539 | 5,477 | 6,635 | 93,665 | 1,304 | 65,422 | 66,726 |
| Total U.S. Possessions | 212,276 | 337,306 | 48,411 | 78,983 | 676,976 | 15,719 | 422,870 | 438,589 |
| Australia | 8,726 | 15,706 | 0 | 3,884 | 28,316 | 0 | 6,158 | 6,158 |
| Belgium | 20,065 | 74,923 | 19 | 1,128 | 96,135 | 0 | 54,061 | 54,061 |
| Bermuda | 13,361 | 22,832 | 0 | 656 | 36,849 | 0 | 4,906 | 4,906 |
| Canada | 4,986 | 13,926 | 0 | 5,739 | 24,651 | 692 | 472,873 | 473,565 |
| Egypt | 4,810 | 35,019 | 0 | 612 | 40,441 | 0 | 95,459 | 95,459 |
| Germany | 890,797 | 7,054,537 | 167 | 17,573 | 7,963,074 | 0 | 1,740,683 | 1,740,683 |
| Greece | 7,837 | 75,719 | 0 | 824 | 84,380 | 0 | 100,808 | 100,808 |
| Iceland | 40,816 | 62,962 | 0 | 236 | 104,014 | 0 | 39,430 | 39,430 |
| Italy | 106,278 | 386,371 | 24 | 3,454 | 496,127 | 0 | 302,680 | 302,680 |
| Japan | 165,046 | 1,247,677 | 325 | 13,962 | 1,427,010 | 456 | 507,555 | 508,011 |
| Korea | 331,385 | 1,229,884 | 43 | 742 | 1,562,054 | 0 | 353,987 | 353,987 |
| Netherlands | 13,324 | 70,728 | 0 | 935 | 84,987 | 0 | 131,914 | 131,914 |
| Panama | 126,218 | 347,842 | 213 | 854 | 475,127 | 0 | 34,265 | 34,265 |
| Philippines | 129,294 | 333,120 | 189 | 34,787 | 497,390 | 0 | 122,899 | 122,899 |
| Portugal | 14,873 | 36,694 | 2 | 546 | 52,115 | 0 | 12,158 | 12,158 |
| Saudi Arabia | 7,260 | 14,217 | 1 | 6,274 | 27,778 | 0 | 349,177 | 349,177 |
| Spain | 28,462 | 178,481 | 6 | 7,932 | 214,881 | 0 | 161,454 | 161,454 |
| Turkey | 16,896 | 119,214 | 4 | 244 | 136,358 | 0 | 58,132 | 58,132 |
| United Kingdom | 85,982 | 631,903 | 718 | 23,139 | 741,742 | 0 | 699,165 | 699,165 |
| Other Foreign Nations | 15,891 | 130,257 | 0 | 14,935 | 161,083 | 0 | 3,353,853 | 3,353,853 |
| Total Foreign Nations | 2,032,333 | 12,082,012 | 1,711 | 138,456 | 14,254,512 | 1,148 | 8,601,817 | 8,602,965 |

Prepared by: Washington Headquarters Services
Directorate for Information
Operations and Reports

UNITED STATES - TOTAL

FISCAL YEAR 1989

(DOLLARS IN THOUSANDS)

| Personnel/Expenditures | Total | Army | Navy & Marine Corps | Air Force | Other Defense Activities |
|--|---------------|--------------|---------------------|--------------|--------------------------|
| I. Personnel - Total | 3,664,567 | 1,971,317 | 1,041,047 | 591,987 | 80,216 |
| Active Duty Military | 1,342,116 | 442,261 | 417,156 | 434,297 | 0 |
| Civilian | 964,614 | 331,775 | 328,960 | 231,910 | 80,968 |
| Reserve & National Guard | 1,357,837 | 1,209,281 | 304,931 | 144,780 | 0 |
| II. Expenditures - Total | \$212,509,276 | \$62,901,807 | \$14,011,976 | \$62,782,046 | \$12,793,386 |
| A. Payroll Outlays - Total | 92,592,569 | 34,269,525 | 30,809,231 | 25,115,227 | 2,398,586 |
| Active Duty Military Pay | 38,220,511 | 13,953,409 | 14,224,196 | 10,042,906 | 0 |
| Civilian Pay | 27,959,767 | 9,122,937 | 5,769,628 | 6,068,596 | 2,398,586 |
| Reserve & National Guard Pay | 5,801,458 | 3,953,731 | 962,743 | 884,984 | 0 |
| Retired Military Pay | 20,590,833 | 1,241,446 | 1,872,664 | 7,500,621 | 0 |
| B. Prime Contracts Over \$25,000 Total | 119,916,607 | 38,732,301 | 43,208,727 | 37,668,421 | 10,307,158 |
| Supply Contracts | 67,515,970 | 15,445,791 | 25,215,647 | 19,451,585 | 7,287,945 |
| R&D Contracts | 22,325,448 | 4,220,697 | 8,431,338 | 10,797,152 | 1,546,561 |
| Service Contracts | 24,347,171 | 5,817,337 | 5,896,251 | 7,146,153 | 3,487,430 |
| Construction Contracts | 3,666,159 | 1,763,119 | 1,665,291 | 233,527 | 6,218 |
| Civil Function Contracts | 1,365,357 | 1,365,357 | 0 | 0 | 0 |

| Major Locations of Expenditures | Expenditures | | | Major Locations of Personnel | Military and Civilian Personnel | | |
|---------------------------------|--------------|-----------------|-----------------|------------------------------|---------------------------------|----------------------|----------|
| | Total | Payroll Outlays | Prime Contracts | | Total | Active Duty Military | Civilian |
| St. Louis, MO | \$5,964,931 | \$421,875 | \$5,543,056 | San Diego, CA | 52,897 | 38,304 | 14,593 |
| San Diego, CA | 4,534,149 | 2,563,614 | 1,970,535 | Arlington, VA | 47,867 | 18,263 | 29,604 |
| Fort Worth, TX | 4,122,498 | 253,070 | 3,869,428 | Fort Bragg, NC | 44,715 | 40,535 | 4,180 |
| Long Beach, CA | 2,768,945 | 519,017 | 2,249,928 | Fort Hood, TX | 43,159 | 38,369 | 4,790 |
| Sunnyvale, CA | 2,714,630 | 63,492 | 2,651,138 | Norfolk, VA | 34,778 | 17,558 | 17,220 |
| Groton, CT | 2,645,758 | 275,069 | 2,370,689 | Camp Pendleton, CA | 33,919 | 31,591 | 2,328 |
| Norfolk, VA | 2,597,388 | 2,147,754 | 449,634 | Camp Lejeune, NC | 32,858 | 29,838 | 3,020 |
| Washington, DC | 2,351,840 | 1,115,876 | 1,235,964 | Washington, DC | 28,159 | 11,279 | 16,880 |
| Los Angeles, CA | 2,339,402 | 202,801 | 2,136,601 | Wright Pat AFB, OH | 26,760 | 9,462 | 17,298 |
| Arlington, VA | 2,314,186 | 1,805,348 | 508,838 | Fort Benning, GA | 26,186 | 21,145 | 5,041 |

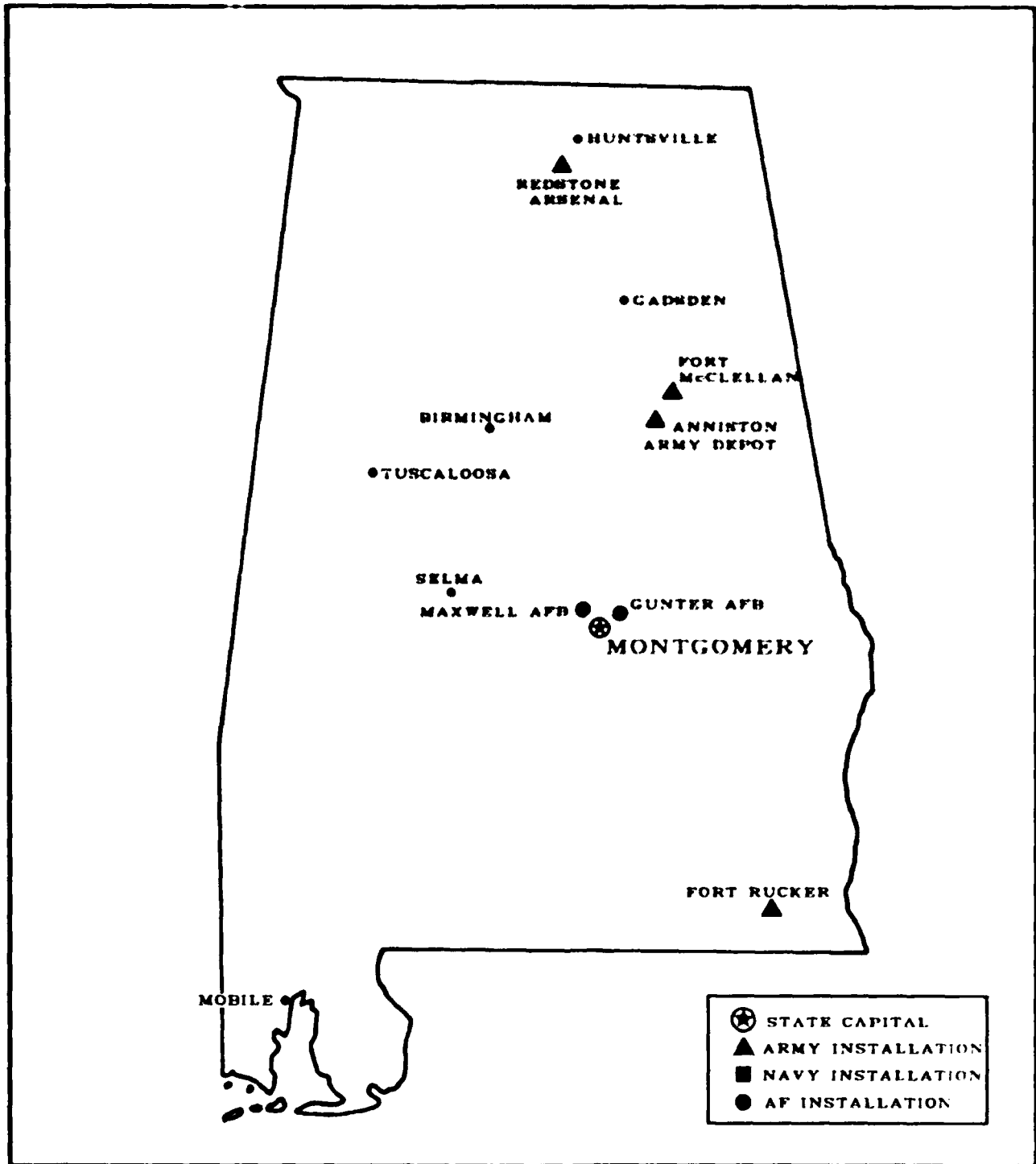
| Prime Contracts Over \$25,000 (Prior Three Years) | Total | Army | Navy & Marine Corps | Air Force | Other Defense Activities |
|---|---------------|--------------|---------------------|--------------|--------------------------|
| Fiscal Year 1988 | \$125,767,432 | \$27,679,677 | \$50,253,987 | \$38,089,362 | \$9,744,406 |
| Fiscal Year 1987 | 133,262,363 | 30,902,581 | 49,943,339 | 41,037,005 | 11,379,438 |
| Fiscal Year 1986 | 136,026,128 | 31,830,089 | 44,749,607 | 43,604,194 | 15,842,238 |

| Top Five Contractors Receiving the Largest Dollar Volume of Prime Contract Awards in the United States | Total Amount | Major Area of Work | |
|--|--------------|--|-------------|
| | | FSC or Service Code Description | Amount |
| 1. MC DONNELL DOUGLAS CORPORATION | \$8,594,046 | Aircraft Fixed Wing | \$3,199,256 |
| 2. GENERAL DYNAMICS CORPORATION | 6,855,583 | Aircraft Fixed Wing | 2,136,178 |
| 3. GENERAL ELECTRIC CO | 5,686,953 | Gas Turbines and Jet Engines, Acft & Comps | 1,630,088 |
| 4. RAYTHEON COMPANY | 3,751,129 | Guided Missile Handling & Servicing Equip | 875,209 |
| 5. GENERAL MOTORS CORPORATION | 3,682,316 | Guided Missiles | 886,389 |
| Total of Above | \$28,570,027 | (23.8% of total awards over \$25,000) | |

Prepared by: Washington Headquarters Services
 Directorate for Information
 Operations and Reports

MAP NO. 1

ALABAMA



Prepared By: Washington Headquarters Service
Directorate for Information
Operations and Reports

ALABAMA

FISCAL YEAR 1989

(DOLLARS IN THOUSANDS)

| Personnel/Expenditures | Total | Army | Navy & Marine Corps | Air Force | Other Defense Activities |
|--|-------------|-------------|---------------------|-----------|--------------------------|
| I. Personnel - Total | 33,534 | 14,958 | 7,000 | 11,447 | 5,129 |
| Active Duty Military | 21,249 | 17,688 | 858 | 4,503 | 0 |
| Civilian | 25,860 | 22,260 | 1,200 | 2,400 | 5,000 |
| Reserve & National Guard | 45,623 | 37,110 | 6,100 | 4,413 | 8,000 |
| II. Expenditures - Total | \$1,471,340 | \$1,156,807 | \$1,115,600 | \$110,190 | \$100,500 |
| A. Payroll Outlays - Total | 2,099,002 | 1,763,898 | 108,117 | 414,077 | 14,807 |
| Active Duty Military Pay | 589,307 | 601,340 | 18,130 | 119,175 | 0 |
| Civilian Pay | 789,524 | 691,410 | 1,100 | 87,014 | 14,807 |
| Reserve & National Guard Pay | 220,148 | 187,040 | 13,618 | 20,480 | 0 |
| Retired Military Pay | 499,923 | 254,007 | 13,610 | 210,047 | 0 |
| B. Prime Contracts Over \$25,000 Total | 1,392,308 | 954,939 | 119,715 | 110,190 | 101,774 |
| Supply Contracts | 438,787 | 214,397 | 74,443 | 11,760 | 98,187 |
| R&D Contracts | 459,095 | 373,811 | 11,814 | 18,719 | 9,751 |
| Service Contracts | 318,989 | 213,875 | 14,141 | 80,198 | 9,875 |
| Construction Contracts | 78,659 | 66,019 | 13,044 | 0 | 0 |
| Civil Function Contracts | 86,857 | 86,857 | 0 | 0 | 0 |

| Major Locations of Expenditures | Expenditures | | | Major Locations of Personnel | Military and Civilian Personnel | | |
|---------------------------------|--------------|-----------------|-----------------|------------------------------|---------------------------------|----------------------|----------|
| | Total | Payroll Outlays | Prime Contracts | | Total | Active Duty Military | Civilian |
| Huntsville | \$876,200 | \$130,875 | \$745,325 | Fort Rucker | 14,617 | 7,280 | 7,337 |
| Redstone Arsenal | 438,250 | 384,619 | 53,631 | Redstone Arsenal | 11,825 | 2,929 | 8,896 |
| Fort Rucker | 413,789 | 330,967 | 82,822 | Fort McClellan | 6,777 | 5,376 | 1,401 |
| Montgomery | 289,687 | 250,202 | 39,485 | Maxwell AFB | 4,600 | 3,047 | 1,553 |
| Fort McClellan | 240,791 | 209,179 | 31,612 | Quartermaster AFB | 1,251 | 1,307 | 944 |
| Anniston | 212,868 | 140,651 | 72,217 | Huntsville | 1,975 | 194 | 1,781 |
| Mobile | 123,853 | 55,212 | 68,641 | Anniston | 1,575 | 58 | 1,519 |
| Birmingham | 90,113 | 38,483 | 51,630 | Mobile | 1,101 | 57 | 1,044 |
| Quartermaster AFB | 84,758 | 64,961 | 19,797 | Montgomery | 814 | 499 | 315 |
| Tuscaloosa | 40,670 | 12,771 | 27,899 | Birmingham | 747 | 174 | 571 |

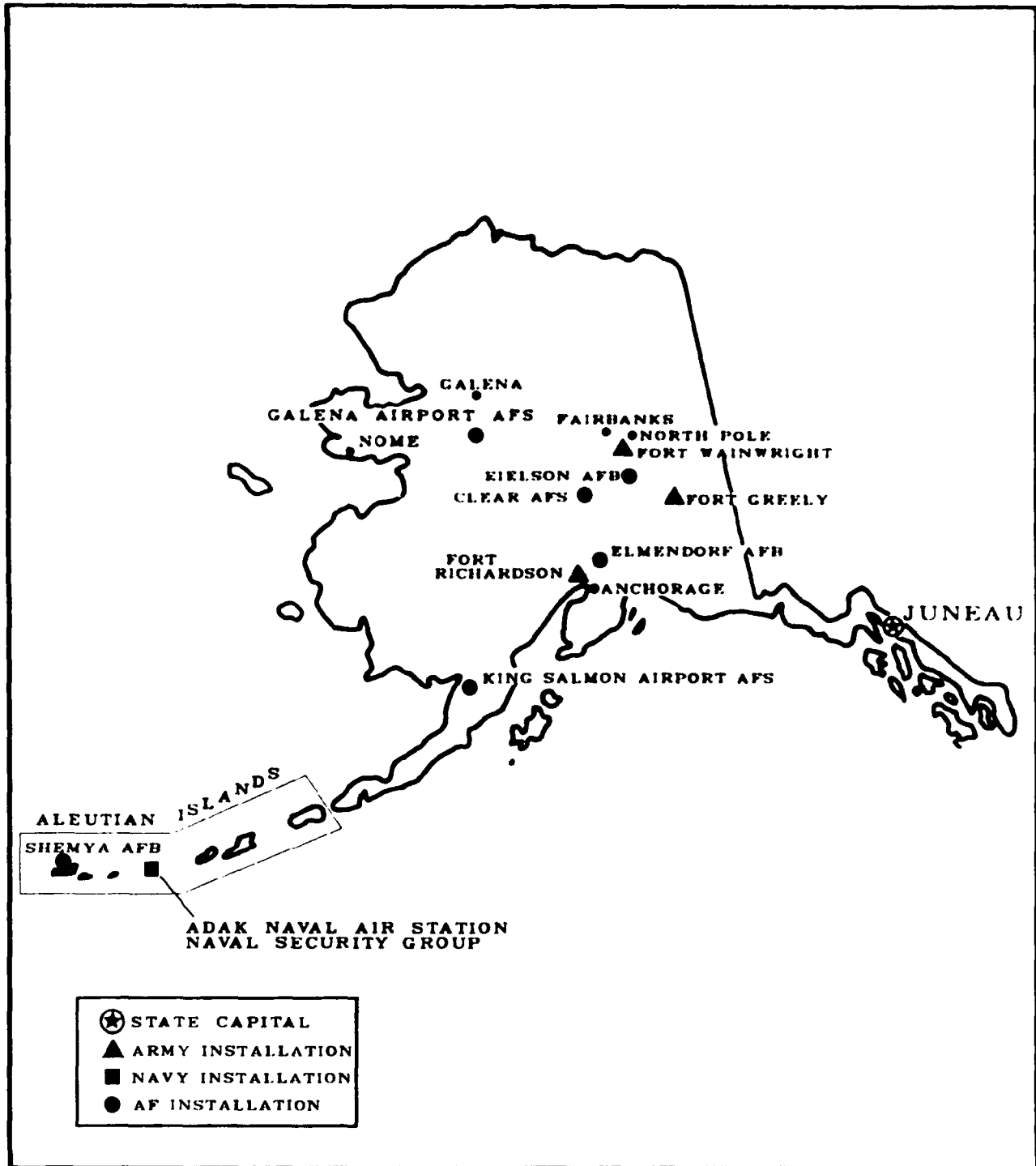
| Prime Contracts Over \$25,000 (Prior Three Years) | Total | Army | Navy & Marine Corps | Air Force | Other Defense Activities |
|---|-------------|-------------|---------------------|-----------|--------------------------|
| Fiscal Year 1988 | \$1,825,552 | \$1,169,610 | \$200,975 | \$267,751 | \$187,216 |
| Fiscal Year 1987 | 1,660,857 | 1,138,231 | 113,450 | 234,922 | 174,254 |
| Fiscal Year 1986 | 1,603,851 | 978,249 | 139,636 | 291,642 | 194,324 |

| Top Five Contractors Receiving the Largest Dollar Volume of Prime Contract Awards in this State | Total Amount | Major Area of Work | |
|---|--------------|--|----------|
| | | FSC or Service Code Description | Amount |
| 1. BOEING COMPANY THE | \$119,350 | RDIE/Missile and Spare Systems-Engr Develo | \$80,306 |
| 2. TELEDYNE INC | 117,628 | RDIE/Missile and Space Systems-Advanced De | 62,829 |
| 3. GENERAL ELECTRIC CO | 68,013 | RDIE/Misc Hard Goods-Engr Development | 62,300 |
| 4. THIOKOL CORPORATION | 51,052 | Guided Missile Components | 48,752 |
| 5. EMC CORPORATION | 48,529 | Vehicular Brake, Steering, Axle Wheel Comp | 44,377 |
| Total of Above | \$404,572 | (29.1% of total awards over \$25,000) | |

Prepared by: Washington Headquarters Services
 Directorate for Information
 Operations and Reports

MAP NO. 2

ALASKA



Prepared By: Washington Headquarters Services
Directorate for Information
Operations and Reports

ALASKA

FISCAL YEAR 1989

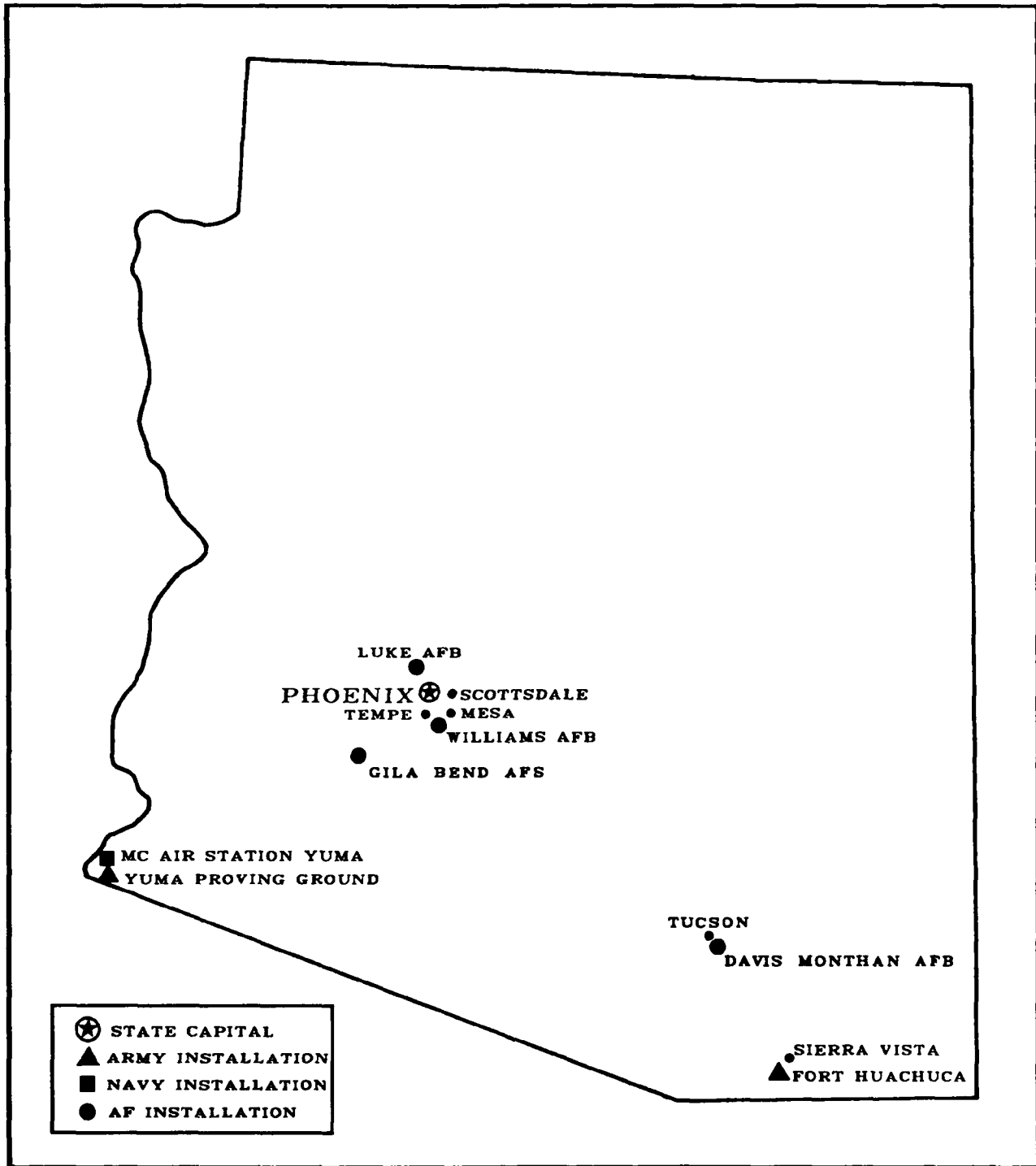
(DOLLARS IN THOUSANDS)

| Personnel/Expenditures | Total | Army | Navy & Marine Corps | Air Force | Other Defense Activities | | |
|---|--------------|---|---------------------|------------------------------|---------------------------------|----------------------|----------|
| I. Personnel - Total | 34,044 | 17,052 | 2,689 | 14,268 | 55 | | |
| Active Duty Military | 22,792 | 9,670 | 2,061 | 11,061 | 0 | | |
| Civilian | 5,103 | 2,933 | 244 | 1,811 | 55 | | |
| Reserve & National Guard | 6,149 | 4,389 | 364 | 1,396 | 0 | | |
| II. Expenditures - Total | \$1,390,497 | \$622,702 | \$126,924 | \$517,490 | \$123,381 | | |
| A. Payroll Outlays - Total | 850,702 | 430,656 | 56,251 | 361,843 | 1,950 | | |
| Active Duty Military Pay | 567,974 | 285,266 | 41,230 | 241,478 | 0 | | |
| Civilian Pay | 193,392 | 103,424 | 8,323 | 79,695 | 1,950 | | |
| Reserve & National Guard Pay | 24,774 | 18,818 | 927 | 5,029 | 0 | | |
| Retired Military Pay | 64,562 | 23,150 | 5,771 | 35,641 | 0 | | |
| B. Prime Contracts Over \$25,000 Total | 539,795 | 192,044 | 70,673 | 155,647 | 121,431 | | |
| Supply Contracts | 122,269 | 2,036 | 173 | 6,991 | 113,069 | | |
| R&D Contracts | 589 | 145 | 163 | 281 | 0 | | |
| Service Contracts | 237,277 | 58,434 | 22,106 | 148,375 | 8,362 | | |
| Construction Contracts | 162,202 | 113,971 | 48,231 | 0 | 0 | | |
| Civil Function Contracts | 17,458 | 17,458 | 0 | 0 | 0 | | |
| Major Locations of Expenditures | Expenditures | | | Major Locations of Personnel | Military and Civilian Personnel | | |
| | Total | Payroll Outlays | Prime Contracts | | Total | Active Duty Military | Civilian |
| Elmendorf AFB | \$266,312 | \$204,955 | \$61,357 | Elmendorf AFB | 7,914 | 6,264 | 1,650 |
| Fort Wainwright | 243,114 | 145,457 | 97,657 | Fort Richardson | 6,679 | 5,329 | 1,350 |
| Fort Richardson | 223,908 | 211,210 | 12,698 | Fort Wainwright | 4,831 | 4,137 | 694 |
| Eielson AFB | 128,927 | 90,327 | 38,600 | Eielson AFB | 3,769 | 3,325 | 444 |
| Anchorage | 118,671 | 50,512 | 68,159 | Adak Station | 2,234 | 1,992 | 242 |
| Aleutian Islands | 58,124 | 0 | 58,124 | Shemya AFB | 657 | 632 | 25 |
| Clear MSL Early Warn | 57,836 | 6,260 | 51,576 | Fort Greely | 526 | 236 | 290 |
| Adak Station | 55,234 | 48,370 | 6,864 | Anchorage | 448 | 88 | 360 |
| North Pole | 45,153 | 5,885 | 39,268 | Galena | 365 | 347 | 18 |
| Shemya AFB | 35,397 | 14,973 | 20,424 | King Salmon | 331 | 310 | 21 |
| Prime Contracts Over \$25,000 (Prior Three Years) | Total | Army | Navy & Marine Corps | Air Force | Other Defense Activities | | |
| Fiscal Year 1988 | \$421,943 | \$185,959 | \$25,561 | \$144,696 | \$65,727 | | |
| Fiscal Year 1987 | 555,074 | 214,286 | 97,645 | 160,888 | 82,255 | | |
| Fiscal Year 1986 | 564,681 | 195,501 | 30,771 | 144,656 | 193,753 | | |
| Top Five Contractors Receiving the Largest Dollar Volume of Prime Contract Awards in this State | Total Amount | Major Area of Work | | | | | |
| | | FSC or Service Code Description | Amount | | | | |
| 1. MAPCO INC | \$64,196 | Liquid Propellants & Fuel, Petroleum Base | \$35,980 | | | | |
| 2. ITT CORPORATION | 50,586 | Operation/Radar & Navigational Facilities | 50,586 | | | | |
| 3. OSBORNE & MKB JV | 38,549 | Family Housing Facilities | 23,589 | | | | |
| 4. ALEUTIAN CONSTRUCTORS | 37,955 | Other Miscellaneous Buildings | 37,211 | | | | |
| 5. TESORO PETROLEUM CORPORATION | 33,260 | Liquid Propellants & Fuel, Petroleum Base | 33,260 | | | | |
| Total of Above | \$224,546 | (41.6% of total awards over \$25,000) | | | | | |

Prepared by: Washington Headquarters Services
 Directorate for Information
 Operations and Reports

MAP NO. 3

ARIZONA



Prepared By: Washington Headquarters Services
Directorate for Information
Operations and Reports

ARIZONA

FISCAL YEAR 1989

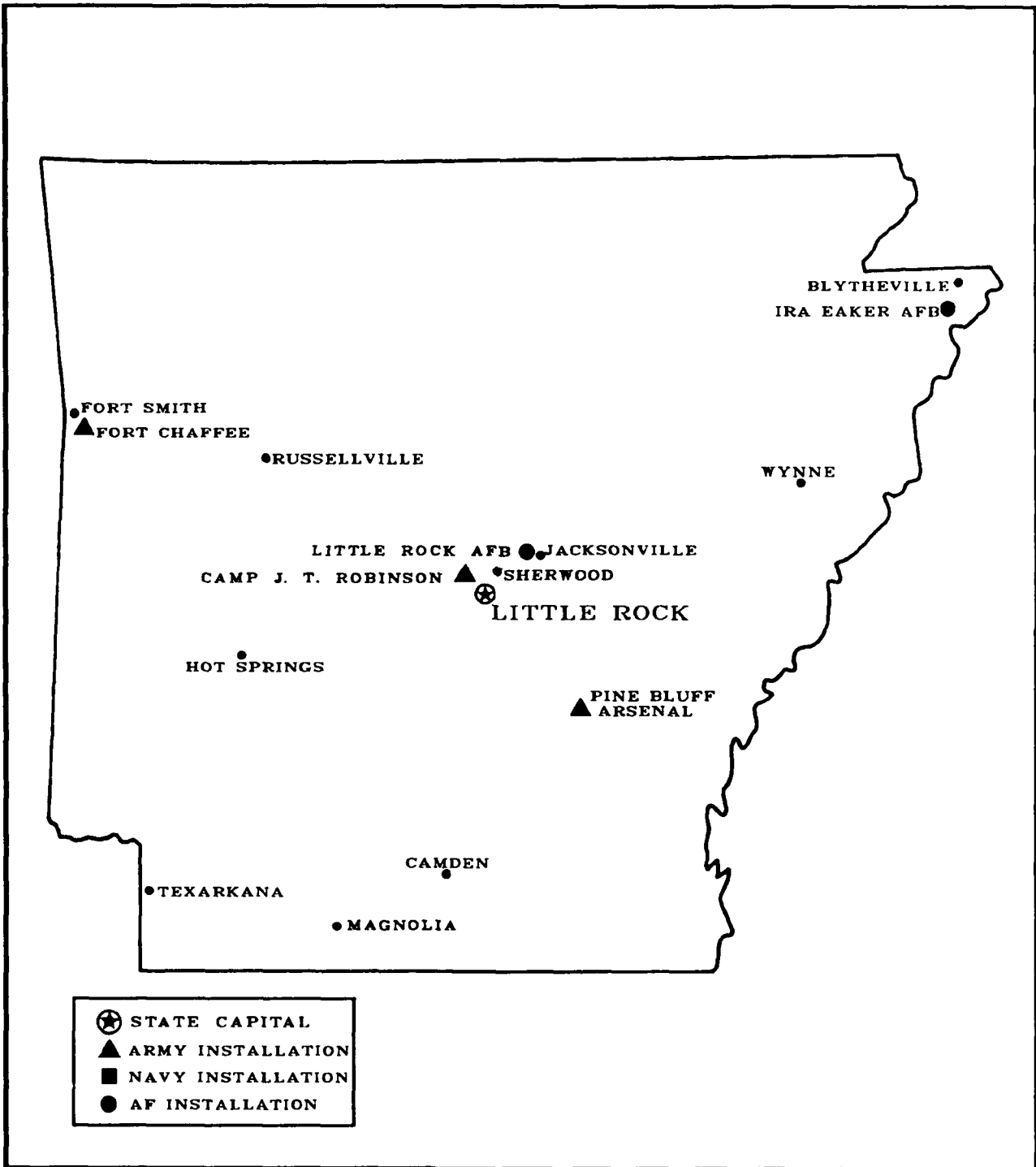
(DOLLARS IN THOUSANDS)

| Personnel/Expenditures | Total | Army | Navy & Marine Corps | Air Force | Other Defense Activities | | |
|---|--------------|--|---------------------|------------------------------|---------------------------------|----------------------|----------|
| I. Personnel - Total | 59,481 | 25,029 | 9,616 | 24,273 | 563 | | |
| Active Duty Military | 26,248 | 6,388 | 5,572 | 14,288 | 0 | | |
| Civilian | 11,192 | 5,754 | 479 | 4,396 | 563 | | |
| Reserve & National Guard | 22,041 | 12,887 | 3,565 | 5,589 | 0 | | |
| <hr/> | | | | | | | |
| II. Expenditures - Total | \$4,340,571 | \$1,991,144 | \$659,451 | \$1,631,780 | \$58,196 | | |
| A. Payroll Outlays - Total | 1,493,684 | 529,268 | 229,185 | 717,778 | 17,453 | | |
| Active Duty Military Pay | 589,779 | 158,698 | 117,539 | 313,542 | 0 | | |
| Civilian Pay | 304,621 | 160,823 | 12,696 | 113,649 | 17,453 | | |
| Reserve & National Guard Pay | 71,606 | 42,022 | 7,766 | 21,818 | 0 | | |
| Retired Military Pay | 527,678 | 167,725 | 91,184 | 268,769 | 0 | | |
| B. Prime Contracts Over \$25,000 Total | 2,846,887 | 1,461,876 | 430,266 | 914,002 | 40,743 | | |
| Supply Contracts | 2,165,123 | 1,118,103 | 266,558 | 752,278 | 28,184 | | |
| R&D Contracts | 389,718 | 195,615 | 125,766 | 56,453 | 11,884 | | |
| Service Contracts | 225,215 | 105,996 | 28,410 | 90,134 | 675 | | |
| Construction Contracts | 55,463 | 30,794 | 9,532 | 15,137 | 0 | | |
| Civil Function Contracts | 11,368 | 11,368 | 0 | 0 | 0 | | |
| <hr/> | | | | | | | |
| Major Locations of Expenditures | Expenditures | | | Major Locations of Personnel | Military and Civilian Personnel | | |
| | Total | Payroll Outlays | Prime Contracts | | Total | Active Duty Military | Civilian |
| Tucson | \$1,247,322 | \$120,885 | \$1,126,437 | Fort Huachuca | 9,743 | 5,885 | 3,858 |
| Mesa | 882,923 | 51,946 | 830,977 | Yuma Proving Ground | 7,272 | 5,643 | 1,629 |
| Sierra Vista | 420,689 | 303,914 | 116,775 | Luke Air Force Base | 7,045 | 5,684 | 1,361 |
| Scottsdale | 324,557 | 21,141 | 303,416 | Davis-Monthan AFB | 6,816 | 5,355 | 1,461 |
| Phoenix | 240,891 | 135,570 | 105,321 | Williams AFB | 3,590 | 2,884 | 706 |
| Tempe | 208,029 | 18,183 | 189,846 | Phoenix | 1,250 | 337 | 913 |
| Yuma Proving Ground | 205,758 | 181,234 | 24,524 | Tucson | 885 | 146 | 739 |
| Luke Air Force Base | 181,870 | 151,958 | 29,912 | Gila Bend | 270 | 159 | 111 |
| Davis-Monthan AFB | 173,222 | 153,524 | 19,698 | Mesa | 176 | 14 | 162 |
| Williams AFB | 137,599 | 95,726 | 41,873 | Tempe | 112 | 50 | 62 |
| <hr/> | | | | | | | |
| Prime Contracts Over \$25,000 (Prior Three Years) | Total | Army | Navy & Marine Corps | Air Force | Other Defense Activities | | |
| Fiscal Year 1988 | \$2,652,075 | \$1,222,984 | \$425,582 | \$959,902 | \$43,607 | | |
| Fiscal Year 1987 | 3,210,836 | 1,583,837 | 550,898 | 959,347 | 116,754 | | |
| Fiscal Year 1986 | 2,632,399 | 1,065,275 | 680,618 | 740,201 | 146,305 | | |
| <hr/> | | | | | | | |
| Top Five Contractors Receiving the Largest Dollar Volume of Prime Contract Awards in this State | Total Amount | Major Area of Work | | | | | |
| | | FSC or Service Code Description | | | Amount | | |
| 1. GENERAL MOTORS CORPORATION | \$1,077,769 | Guided Missiles | | | \$878,745 | | |
| 2. MC DONNELL DOUGLAS CORPORATION | 770,534 | Aircraft Rotary Wing | | | 579,818 | | |
| 3. MOTOROLA INC | 323,253 | RDTE/Missile and Space Systems-Advanced De | | | 121,564 | | |
| 4. ALLIED SIGNAL INC | 109,814 | Gas Turbines and Jet Eng, Ex Acft & Comps | | | 37,343 | | |
| 5. LITTON INDUSTRIES INC | 88,451 | Night Vision Equipment | | | 87,451 | | |
| Total of Above | \$2,369,821 | (83.2% of total awards over \$25,000) | | | | | |

Prepared by: Washington Headquarters Services
 Directorate for Information
 Operations and Reports

MAP NO. 4

ARKANSAS



Prepared By: Washington Headquarters Services
Directorate for Information
Operations and Reports

ARKANSAS

FISCAL YEAR 1989

(DOLLARS IN THOUSANDS)

| Personnel/Expenditures | Total | Army | Navy & Marine Corps | Air Force | Other Defense Activities |
|--|-------------|-----------|---------------------|-----------|--------------------------|
| I. Personnel - Total | 36,927 | 22,781 | 2,084 | 11,985 | 77 |
| Active Duty Military | 8,963 | 835 | 254 | 7,874 | 0 |
| Civilian | 5,155 | 3,710 | 9 | 1,359 | 77 |
| Reserve & National Guard | 22,809 | 18,236 | 1,821 | 2,752 | 0 |
| II. Expenditures - Total | \$1,033,292 | \$446,703 | \$145,468 | \$375,663 | \$65,458 |
| A. Payroll Outlays - Total | 663,700 | 269,945 | 63,321 | 328,264 | 2,170 |
| Active Duty Military Pay | 199,024 | 23,713 | 4,854 | 170,457 | 0 |
| Civilian Pay | 136,907 | 101,720 | 255 | 32,762 | 2,170 |
| Reserve & National Guard Pay | 71,951 | 57,951 | 4,273 | 9,727 | 0 |
| Retired Military Pay | 255,818 | 86,561 | 53,939 | 115,318 | 0 |
| B. Prime Contracts Over \$25,000 Total | 369,592 | 176,758 | 82,147 | 47,399 | 63,288 |
| Supply Contracts | 219,444 | 65,790 | 76,028 | 14,373 | 63,253 |
| R&D Contracts | 2,049 | 6 | 273 | 1,770 | 0 |
| Service Contracts | 74,820 | 44,825 | 5,808 | 24,152 | 35 |
| Construction Contracts | 35,018 | 27,876 | 38 | 7,104 | 0 |
| Civil Function Contracts | 38,261 | 38,261 | 0 | 0 | 0 |

| Major Locations of Expenditures | Expenditures | | | Major Locations of Personnel | Military and Civilian Personnel | | |
|---------------------------------|--------------|-----------------|-----------------|------------------------------|---------------------------------|----------------------|----------|
| | Total | Payroll Outlays | Prime Contracts | | Total | Active Duty Military | Civilian |
| Jacksonville | \$164,965 | \$148,792 | \$16,173 | Little Rock AFB | 5,504 | 4,875 | 629 |
| Pine Bluff | 106,787 | 47,913 | 58,874 | Ira Eaker AFB | 3,322 | 2,975 | 347 |
| Blytheville | 91,942 | 72,220 | 19,722 | Pine Bluff | 1,752 | 97 | 1,655 |
| Camden | 71,550 | 1,845 | 69,705 | Little Rock | 1,312 | 825 | 487 |
| Little Rock | 58,498 | 50,490 | 8,008 | Fort Chaffee | 580 | 103 | 477 |
| East Camden | 46,866 | 0 | 46,866 | Camp Jos T. Robinson | 393 | 0 | 393 |
| Sherwood | 34,976 | 34,976 | 0 | Fort Smith | 236 | 4 | 232 |
| Fort Chaffee | 21,112 | 16,496 | 4,616 | Jacksonville | 190 | 7 | 183 |
| Fort Smith | 18,698 | 12,690 | 6,008 | Russellville | 102 | 4 | 98 |
| Russellville | 18,426 | 6,608 | 11,818 | North Little Rock | 74 | 29 | 45 |

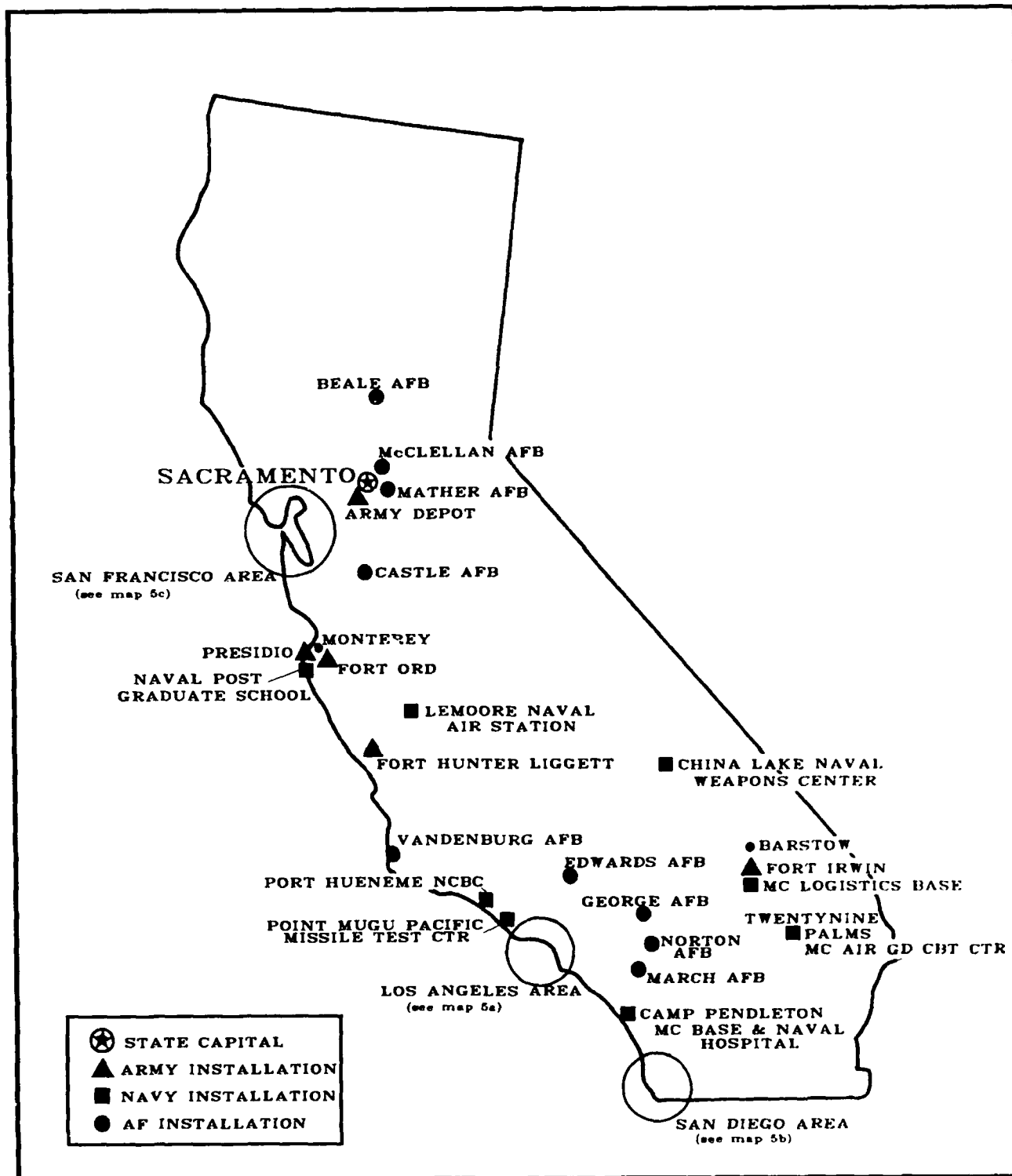
| Prime Contracts Over \$25,000 (Prior Three Years) | Total | Army | Navy & Marine Corps | Air Force | Other Defense Activities |
|---|-----------|-----------|---------------------|-----------|--------------------------|
| Fiscal Year 1988 | \$742,423 | \$416,824 | \$183,794 | \$63,265 | \$78,540 |
| Fiscal Year 1987 | 737,852 | 389,482 | 200,164 | 87,423 | 60,783 |
| Fiscal Year 1986 | 886,697 | 539,559 | 233,089 | 67,566 | 46,483 |

| Top Five Contractors Receiving the Largest Dollar Volume of Prime Contract Awards in this State | Total Amount | Major Area of Work | |
|---|--------------|--|----------|
| | | FSC or Service Code Description | Amount |
| 1. GENERAL DYNAMICS CORPORATION | \$40,050 | Guided Missile Components | \$39,050 |
| 2. BEI ELECTRONICS INC | 39,035 | Rockets, Rocket Ammunition & Rocket Comps | 38,187 |
| 3. SEQUA CORPORATION | 29,812 | Guided Missile Components | 27,221 |
| 4. BURNS & ROE HOLDING INC | 24,001 | Installation of Eq/Miscellaneous Equipment | 24,001 |
| 5. MUNRO & COMPANY INC | 22,391 | Footwear, Men's | 22,391 |
| Total of Above | \$155,289 | (42.0% of total awards over \$25,000) | |

Prepared by: Washington Headquarters Services
 Directorate for Information
 Operations and Reports

MAP NO. 5

CALIFORNIA



Prepared By: Washington Headquarters Services
Directorate for Information
Operations and Reports

CALIFORNIA

FISCAL YEAR 1989

(DOLLARS IN THOUSANDS)

| Personnel Expenditures | Total | Army | Navy & Marine Corps | Air Force | Other Defense Activities |
|--|-------------|-------------|---------------------|-------------|--------------------------|
| I. Personnel - Total | 477,343 | 217,007 | 147,076 | 113,260 | 0 |
| Active Duty Military | 244,257 | 117,000 | 107,700 | 20,557 | 0 |
| Civilian | 130,127 | 0 | 39,376 | 90,751 | 0 |
| Reserve & National Guard | 102,959 | 100,007 | 0 | 2,952 | 0 |
| II. Expenditure - Total | \$1,207,000 | \$1,058,947 | \$1,076,076 | \$1,461,350 | \$1,207,000 |
| A. Payroll - Total | 11,912,640 | 1,154,000 | 8,762,000 | 2,000,640 | 1,000,000 |
| Active Duty Military Pay | 6,410,000 | 900,000 | 6,400,000 | 0 | 0 |
| Civilian Pay | 4,000,000 | 0 | 1,400,000 | 2,600,000 | 0 |
| Reserve & National Guard Pay | 400,000 | 390,000 | 0 | 10,000 | 0 |
| Retired Military Pay | 2,100,000 | 760,000 | 2,360,000 | 1,000,000 | 0 |
| B. Prime Contracts Over \$25,000 - Total | 21,124,607 | 1,883,947 | 6,400,000 | 3,000,000 | 1,900,000 |
| Supply Contracts | 11,500,000 | 1,000,000 | 4,000,000 | 2,000,000 | 4,500,000 |
| R&D Contracts | 5,400,000 | 400,000 | 2,000,000 | 4,000,000 | 0 |
| Service Contracts | 1,700,000 | 450,000 | 1,000,000 | 2,000,000 | 250,000 |
| Construction Contracts | 1,500,000 | 100,000 | 1,000,000 | 0 | 0 |
| Civil Function Contracts | 60,000 | 60,000 | 0 | 0 | 0 |

| Major Locations of Expenditures | Expenditures | | | Major Locations of Personnel | Military and Civilian Personnel | | |
|---------------------------------|--------------|-------------|-----------------|------------------------------|---------------------------------|----------------------|----------|
| | Total | Payroll | Prime Contracts | | Total | Active Duty Military | Civilian |
| San Diego | \$4,524,143 | \$2,553,614 | \$1,970,535 | San Diego | 5,000 | 10,000 | 14,000 |
| Long Beach | 2,768,945 | 519,017 | 2,249,929 | Camp Pendleton | 10,000 | 10,000 | 20,000 |
| Sunnyvale | 2,714,630 | 63,432 | 2,651,198 | Fort Ord | 10,000 | 10,000 | 20,000 |
| Los Angeles | 2,339,402 | 202,801 | 2,136,601 | McKellar AFB | 10,000 | 10,000 | 20,000 |
| Sacramento | 1,301,906 | 249,205 | 1,052,701 | Marine Corps Air Station | 10,000 | 10,000 | 20,000 |
| El Segundo | 1,230,635 | 86,041 | 1,144,594 | North Island NAS | 10,000 | 10,000 | 20,000 |
| Camp Pendleton | 914,689 | 770,391 | 144,298 | Graves AFB | 10,000 | 10,000 | 20,000 |
| Anaheim | 909,496 | 22,659 | 886,837 | El Toro | 10,000 | 10,000 | 20,000 |
| Redondo Beach | 847,949 | 14,550 | 833,399 | Oakland | 10,000 | 10,000 | 20,000 |
| Fullerton | 792,253 | 13,344 | 778,909 | Monterey | 10,000 | 10,000 | 20,000 |

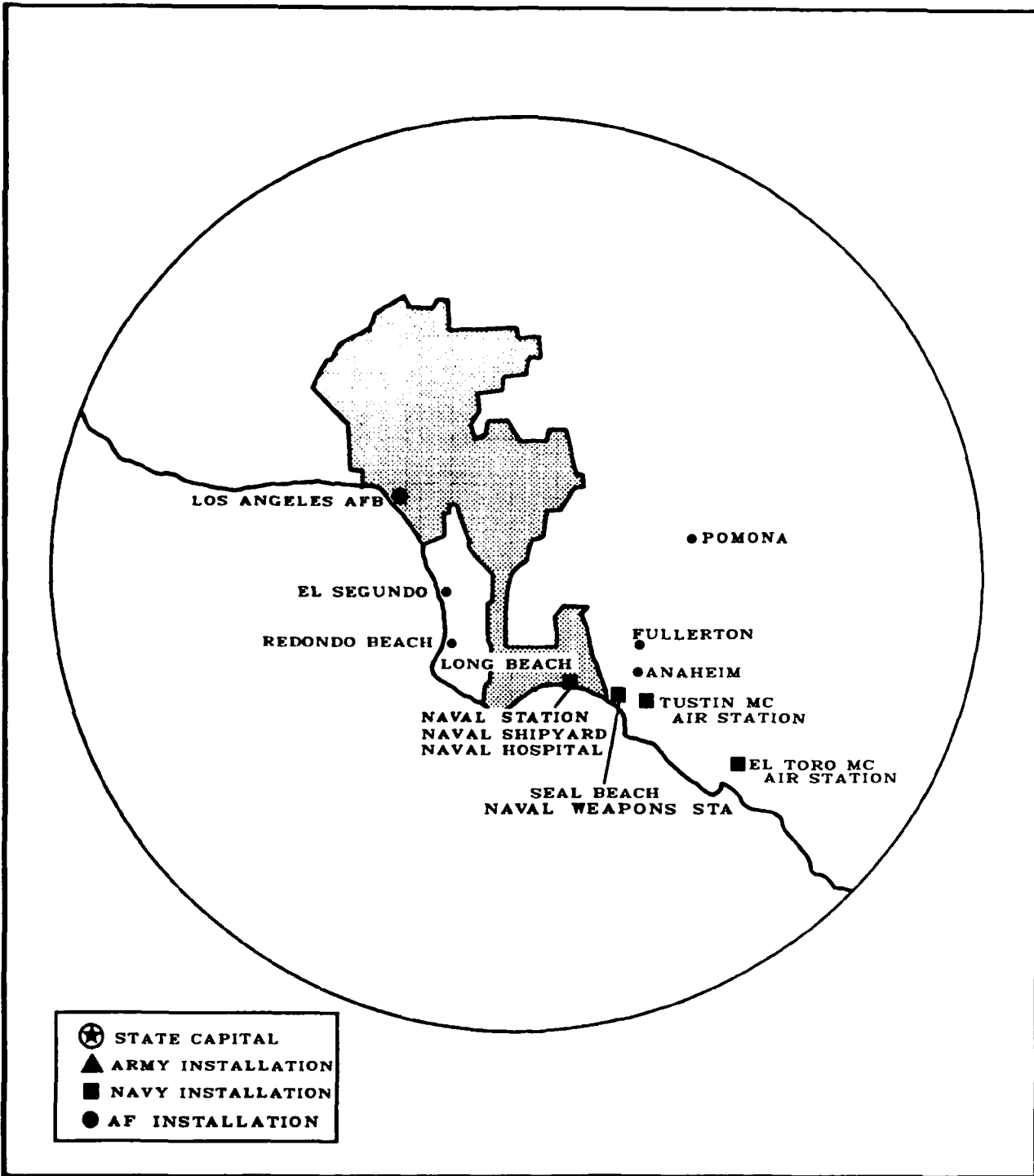
| Prime Contracts Over \$25,000 (Prior Three Years) | Total | Army | Navy & Marine Corps | Air Force | Other Defense Activities |
|---|--------------|-------------|---------------------|-------------|--------------------------|
| Fiscal Year 1988 | \$23,457,695 | \$3,714,992 | \$8,745,326 | \$9,214,949 | \$1,782,528 |
| Fiscal Year 1987 | 24,514,511 | 3,819,416 | 10,429,669 | 8,315,630 | 2,049,796 |
| Fiscal Year 1986 | 27,737,750 | 4,437,722 | 9,013,114 | 11,719,451 | 2,667,463 |

| Top Five Contractors Receiving the Largest Dollar Volume of Prime Contract Awards in this State | Total Amount | Major Area of Work | |
|---|--------------|--|-------------|
| | | FSC or Service Code Description | Amount |
| 1. MC DONNELL DOUGLAS CORPORATION | \$2,588,196 | RTTE/Aircraft-Engineering Development | \$1,016,949 |
| 2. LOCKHEED CORPORATION | 2,463,032 | Guided Missile Systems, Complete | 1,491,912 |
| 3. GENERAL MOTORS CORPORATION | 1,907,569 | Torpedo Inert Components | 374,289 |
| 4. ROCKWELL INTERNATIONAL CORP | 1,585,634 | Guided Missile Subsystems | 257,850 |
| 5. TRW INC | 1,124,000 | Space Vehicle Components | 365,012 |
| Total of Above | \$9,668,431 | (41.8% of total awards over \$25,000) | |

Prepared by: Washington Headquarters Services
 Directorate for Information Operations and Reports

MAP NO. 5a

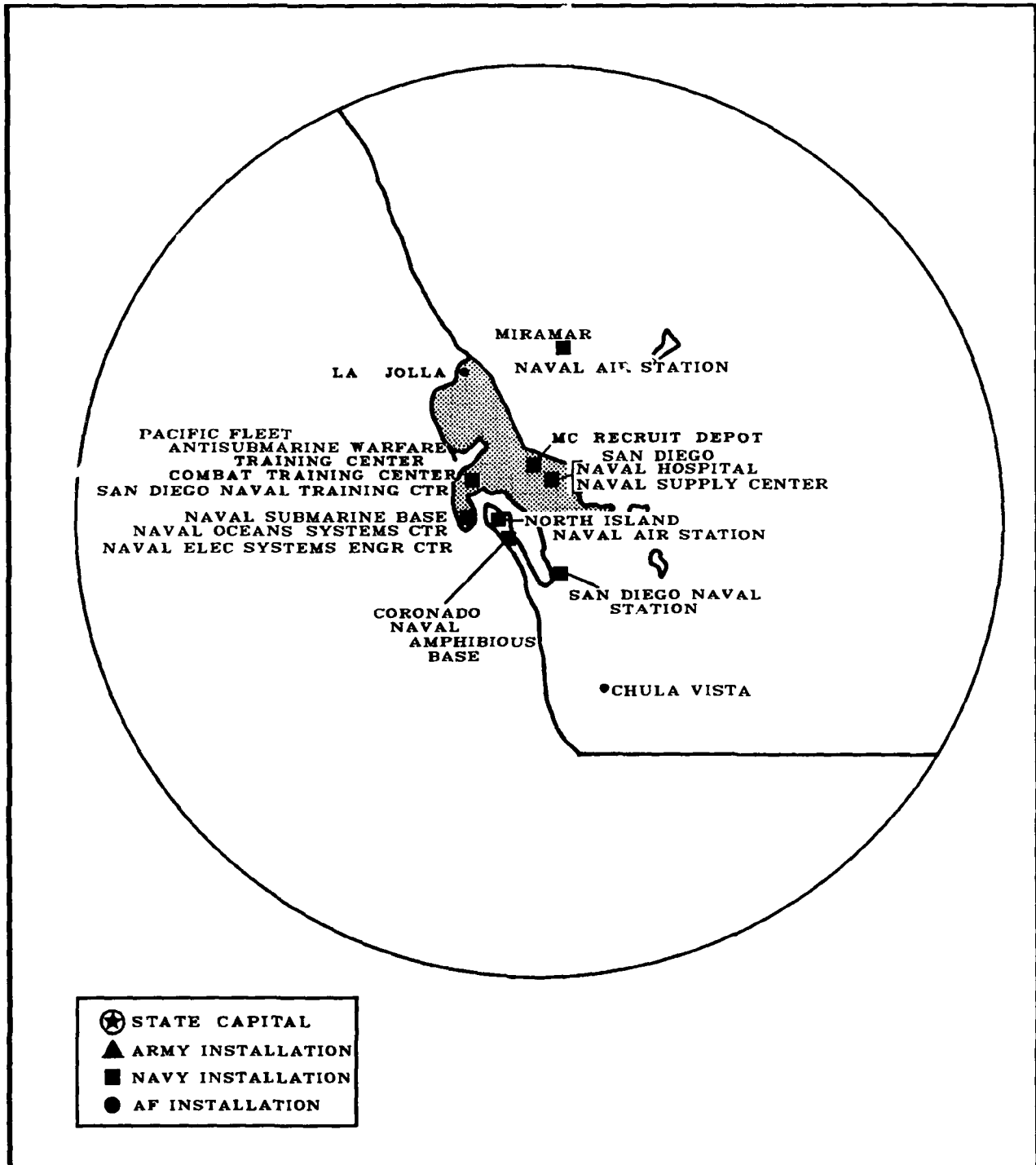
LOS ANGELES AREA



Prepared By: Washington Headquarters Services
Directorate for Information
Operations and Reports

MAP NO. 5b

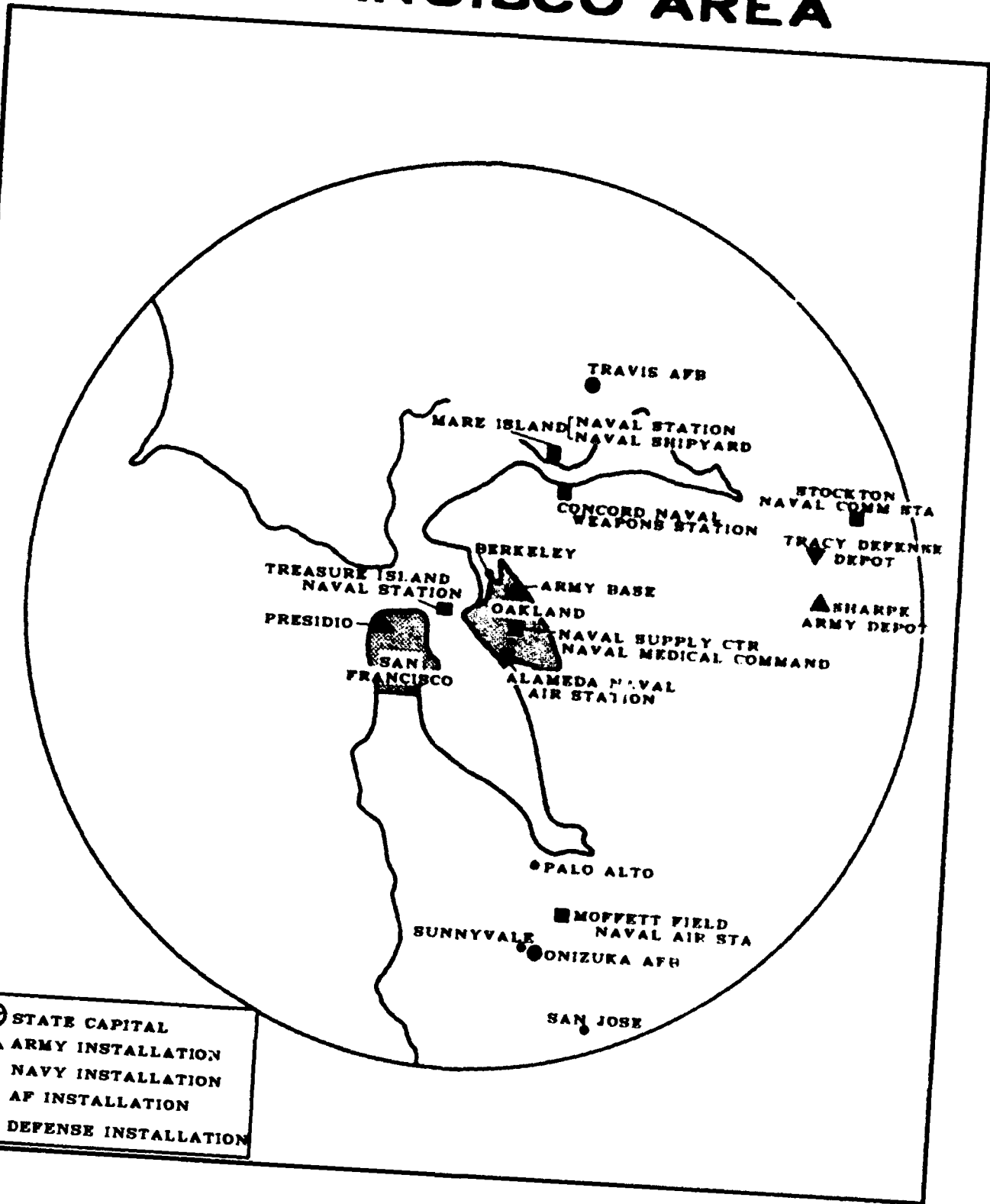
SAN DIEGO AREA



Prepared By: Washington Headquarters Services
Directorate for Information
Operations and Reports

MAP NO. 5c

SAN FRANCISCO AREA

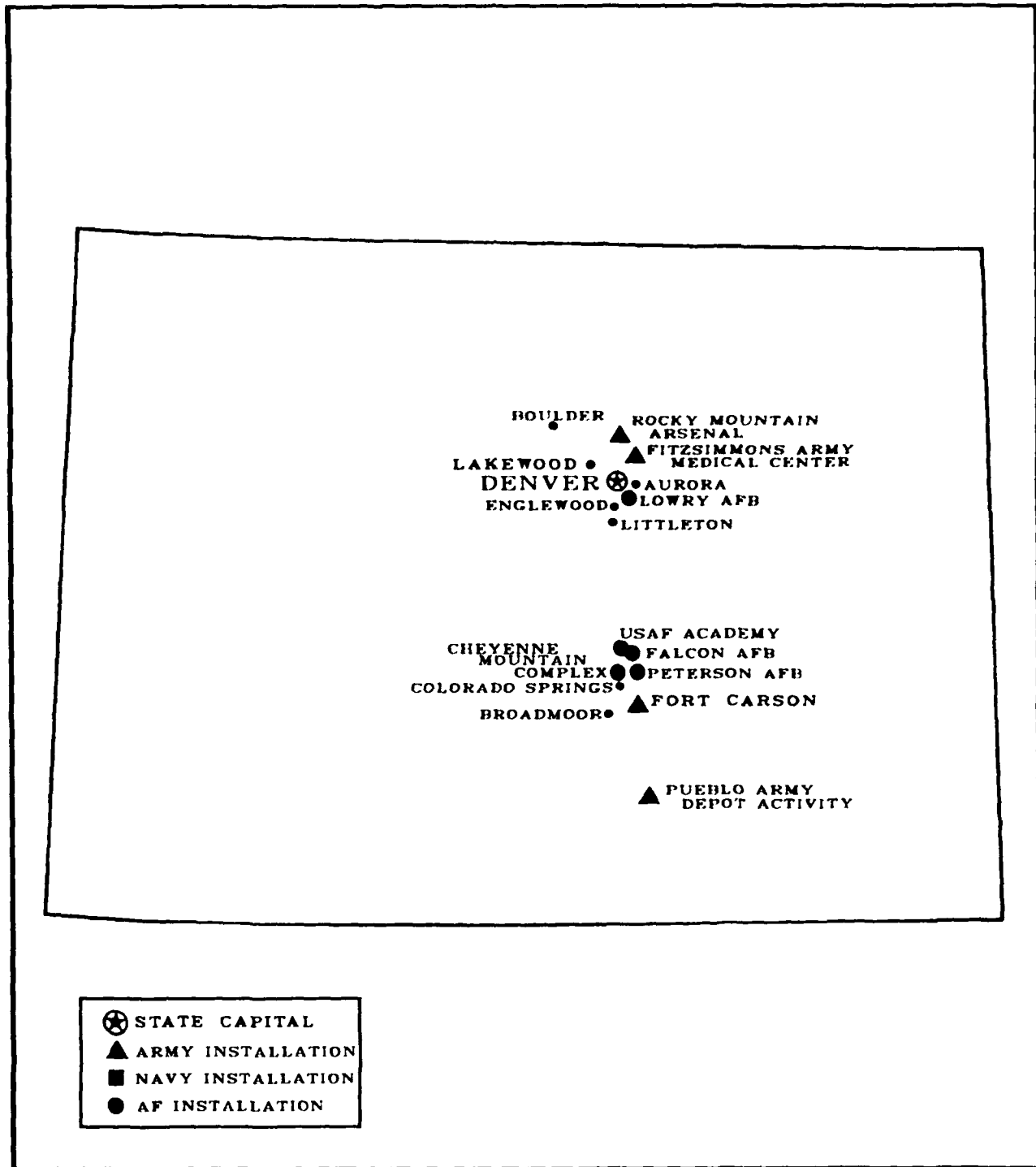


- ⊗ STATE CAPITAL
- ▲ ARMY INSTALLATION
- NAVY INSTALLATION
- AF INSTALLATION
- ▼ DEFENSE INSTALLATION

Prepared By: Washington Headquarters Services
Directorate for Information
Operations and Reports

MAP NO. 6

COLORADO



Prepared By: Washington Headquarters Services
Directorate for Information
Operations and Reports

COLORADO

FISCAL YEAR 1989

(DOLLARS IN THOUSANDS)

| Personnel/Expenditures | Total | Army | Navy & Marine Corps | Air Force | Other Defense Activities |
|--|-------------|-------------|---------------------|-------------|--------------------------|
| I. Personnel - Total | 74,919 | 38,512 | 5,101 | 30,723 | 583 |
| Active Duty Military | 40,020 | 20,828 | 933 | 18,259 | 0 |
| Civilian | 14,358 | 5,442 | 22 | 6,311 | 583 |
| Reserve & National Guard | 20,541 | 12,242 | 4,146 | 4,153 | 0 |
| II. Expenditures - Total | \$4,968,152 | \$1,335,446 | \$370,428 | \$3,175,894 | \$86,384 |
| A. Payroll Outlays - Total | 2,039,851 | 1,049,956 | 89,071 | 880,297 | 20,527 |
| Active Duty Military Pay | 1,008,837 | 615,655 | 21,878 | 371,304 | 0 |
| Civilian Pay | 353,176 | 122,245 | 615 | 209,789 | 20,527 |
| Reserve & National Guard Pay | 114,248 | 85,718 | 10,686 | 17,844 | 0 |
| Retired Military Pay | 563,590 | 226,338 | 55,892 | 281,360 | 0 |
| B. Prime Contracts Over \$25,000 Total | 2,928,301 | 285,490 | 281,357 | 2,295,597 | 65,857 |
| Supply Contracts | 252,552 | 33,618 | 37,164 | 167,826 | 13,944 |
| R&D Contracts | 2,225,424 | 36,722 | 230,480 | 1,917,917 | 40,305 |
| Service Contracts | 408,073 | 176,908 | 13,249 | 206,308 | 11,608 |
| Construction Contracts | 35,353 | 31,343 | 464 | 3,546 | 0 |
| Civil Function Contracts | 6,899 | 6,899 | 0 | 0 | 0 |

| Major Locations of Expenditures | Expenditures | | | Major Locations of Personnel | Military and Civilian Personnel | | |
|---------------------------------|--------------|-----------------|-----------------|------------------------------|---------------------------------|----------------------|----------|
| | Total | Payroll Outlays | Prime Contracts | | Total | Active Duty Military | Civilian |
| Denver | \$2,217,098 | \$271,236 | \$1,945,862 | Fort Carson | 20,962 | 18,391 | 2,571 |
| Colorado Springs | 832,417 | 312,663 | 519,754 | Lowry Air Force Base | 9,319 | 5,322 | 3,997 |
| Fort Carson | 600,826 | 584,540 | 16,286 | Air Force Academy | 8,939 | 7,184 | 1,755 |
| Aurora | 305,271 | 283,216 | 22,055 | Peterson AFB | 5,041 | 3,596 | 1,445 |
| Air Force Academy | 188,982 | 152,795 | 36,187 | Aurora | 3,939 | 2,026 | 1,913 |
| Boulder | 163,832 | 8,928 | 154,904 | Falcon AFB | 1,522 | 1,255 | 267 |
| Littleton | 56,826 | 12,400 | 44,426 | Colorado Springs | 1,153 | 807 | 346 |
| Lakewood | 42,769 | 10,054 | 32,715 | Denver | 975 | 726 | 249 |
| Falcon AFB | 39,830 | 39,830 | 0 | Pueblo | 803 | 50 | 753 |
| Pueblo | 38,543 | 29,735 | 8,808 | Cheyenne Mtn Complex | 612 | 455 | 157 |

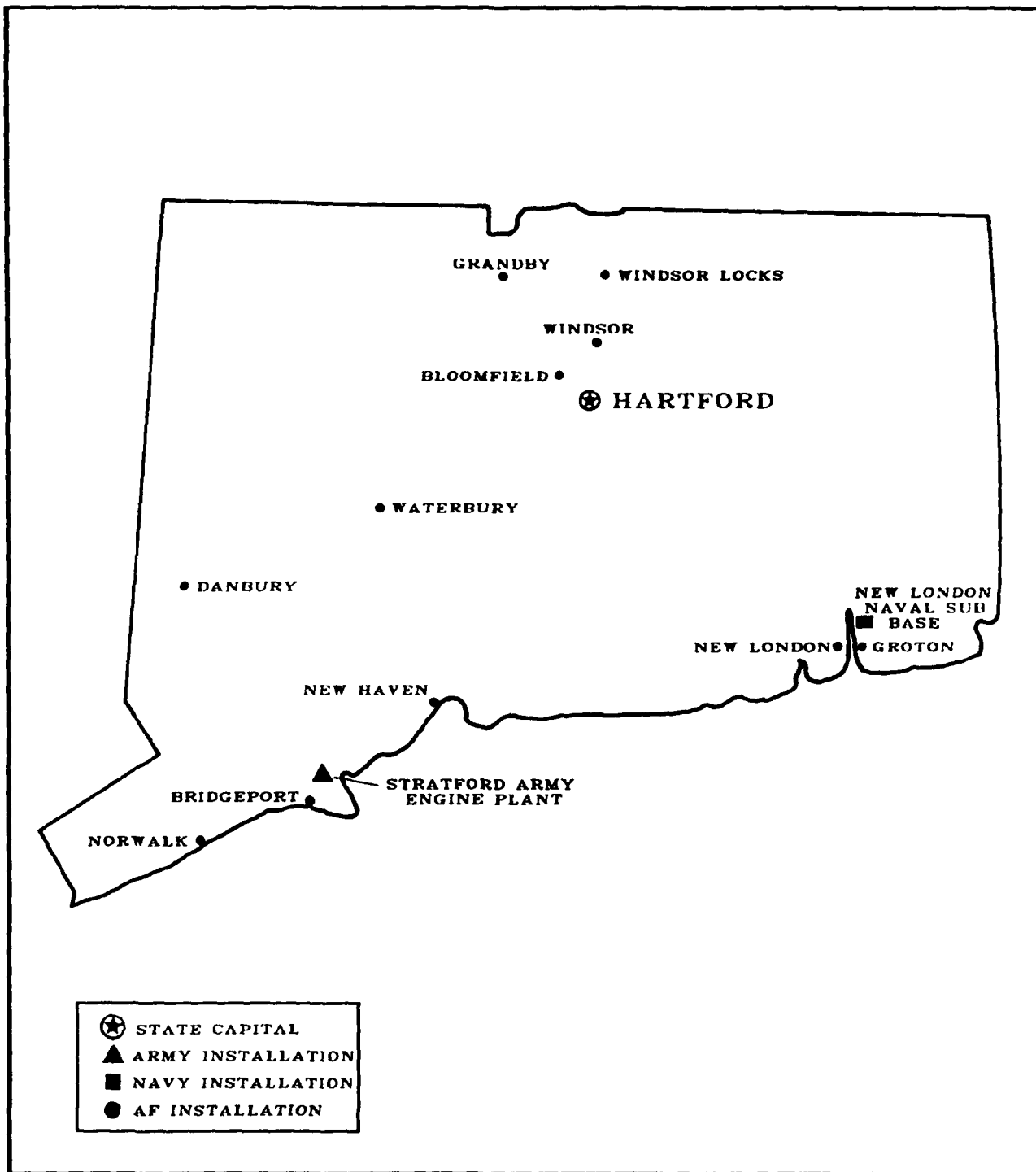
| Prime Contracts Over \$25,000 (Prior Three Years) | Total | Army | Navy & Marine Corps | Air Force | Other Defense Activities |
|---|-------------|-----------|---------------------|-------------|--------------------------|
| Fiscal Year 1988 | \$2,890,570 | \$373,211 | \$254,844 | \$2,197,524 | \$64,991 |
| Fiscal Year 1987 | 2,716,215 | 310,171 | 317,359 | 2,009,048 | 79,637 |
| Fiscal Year 1986 | 1,896,985 | 273,839 | 115,572 | 1,352,911 | 154,663 |

| Top Five Contractors Receiving the Largest Dollar Volume of Prime Contract Awards in this State | Total Amount | Major Area of Work | |
|---|--------------|--|-------------|
| | | FSC or Service Code Description | Amount |
| 1. MARTIN MARIETTA CORPORATION | \$1,889,893 | RDTE/Missile and Space Systems-Op Systems | \$1,522,166 |
| 2. LITTON INDUSTRIES INC | 221,646 | RDTE/Electronics & Communication Eq-Op Sys | 212,484 |
| 3. INTERNATIONAL BUS MCHS CORP | 116,021 | RDTE/Space-Tracking & Data Acq-Op Systems | 60,070 |
| 4. RAYMOND HOLDINGS INC | 59,217 | Other Buildings | 59,217 |
| 5. FORD MOTOR COMPANY | 50,178 | RDTE/Electronics & Communication Eq-Engr D | 32,353 |
| Total of Above | \$2,336,955 | (79.8% of total awards over \$25,000) | |

Prepared by: Washington Headquarters Services
 Directorate for Information
 Operations and Reports

MAP NO. 7

CONNECTICUT



Prepared By: Washington Headquarters Services
Directorate for Information
Operations and Reports

CONNECTICUT

FISCAL YEAR 1989

(DOLLARS IN THOUSANDS)

| Personnel/Expenditures | Total | Army | Navy & Marine Corps | Air Force | Other Defense Activities |
|---|-------------|-------------|---------------------------|-------------|--------------------------------|
| I. Personnel - Total | 27,063 | 11,432 | 12,365 | 2,308 | 958 |
| Active Duty Military | 6,687 | 182 | 6,445 | 60 | 0 |
| Civilian | 5,007 | 569 | 3,087 | 393 | 958 |
| Reserve & National Guard | 15,369 | 10,681 | 2,833 | 1,855 | 0 |
| II. Expenditures - Total | \$6,719,806 | \$1,137,832 | \$4,218,358 | \$1,252,434 | \$111,182 |
| A. Payroll Outlays - Total | 637,516 | 99,646 | 457,144 | 51,048 | 29,678 |
| Active Duty Military Pay | 287,806 | 5,169 | 280,947 | 1,690 | 0 |
| Civilian Pay | 164,690 | 16,532 | 104,706 | 13,774 | 29,678 |
| Reserve & National Guard Pay | 49,112 | 34,648 | 5,966 | 8,498 | 0 |
| Retired Military Pay | 135,908 | 43,297 | 65,525 | 27,086 | 0 |
| B. Prime Contracts Over \$25,000 Total | 6,082,290 | 1,038,186 | 3,761,214 | 1,201,386 | 81,504 |
| Supply Contracts | 5,124,815 | 984,451 | 2,941,749 | 1,118,393 | 80,222 |
| R&D Contracts | 171,624 | 15,458 | 113,799 | 41,603 | 764 |
| Service Contracts | 775,814 | 32,438 | 701,468 | 41,390 | 518 |
| Construction Contracts | 8,768 | 4,570 | 4,198 | 0 | 0 |
| Civil Function Contracts | 1,269 | 1,269 | 0 | 0 | 0 |

| Major Locations of Expenditures | Expenditures | | | Major Locations of Personnel | Military and Civilian Personnel | | |
|------------------------------------|--------------|--------------------|--------------------|---------------------------------|---------------------------------|-------------------------|----------|
| | Total | Payroll Outlays | Prime Contracts | | Total | Active Duty Military | Civilian |
| Groton | \$2,645,758 | \$275,069 | \$2,370,689 | Groton | 7,107 | 5,418 | 1,689 |
| Stratford | 1,448,476 | 16,378 | 1,432,098 | New London | 1,890 | 386 | 1,504 |
| East Hartford | 1,112,809 | 11,376 | 1,101,433 | Windsor | 518 | 515 | 3 |
| Stratford AEP | 217,877 | 0 | 217,877 | East Hartford | 374 | 10 | 364 |
| New London | 156,005 | 105,971 | 50,034 | Stratford | 293 | 27 | 266 |
| Norwalk | 149,206 | 5,286 | 143,920 | Hartford | 262 | 88 | 174 |
| Windsor Locks | 86,042 | 12,940 | 73,102 | Windsor Locks | 260 | 3 | 257 |
| Bloomfield | 82,684 | 2,412 | 80,272 | New Haven | 239 | 178 | 61 |
| Waterbury | 54,605 | 3,373 | 51,232 | East Granby | 209 | 0 | 209 |
| Danbury | 48,563 | 3,717 | 44,846 | Bloomfield | 52 | 1 | 51 |

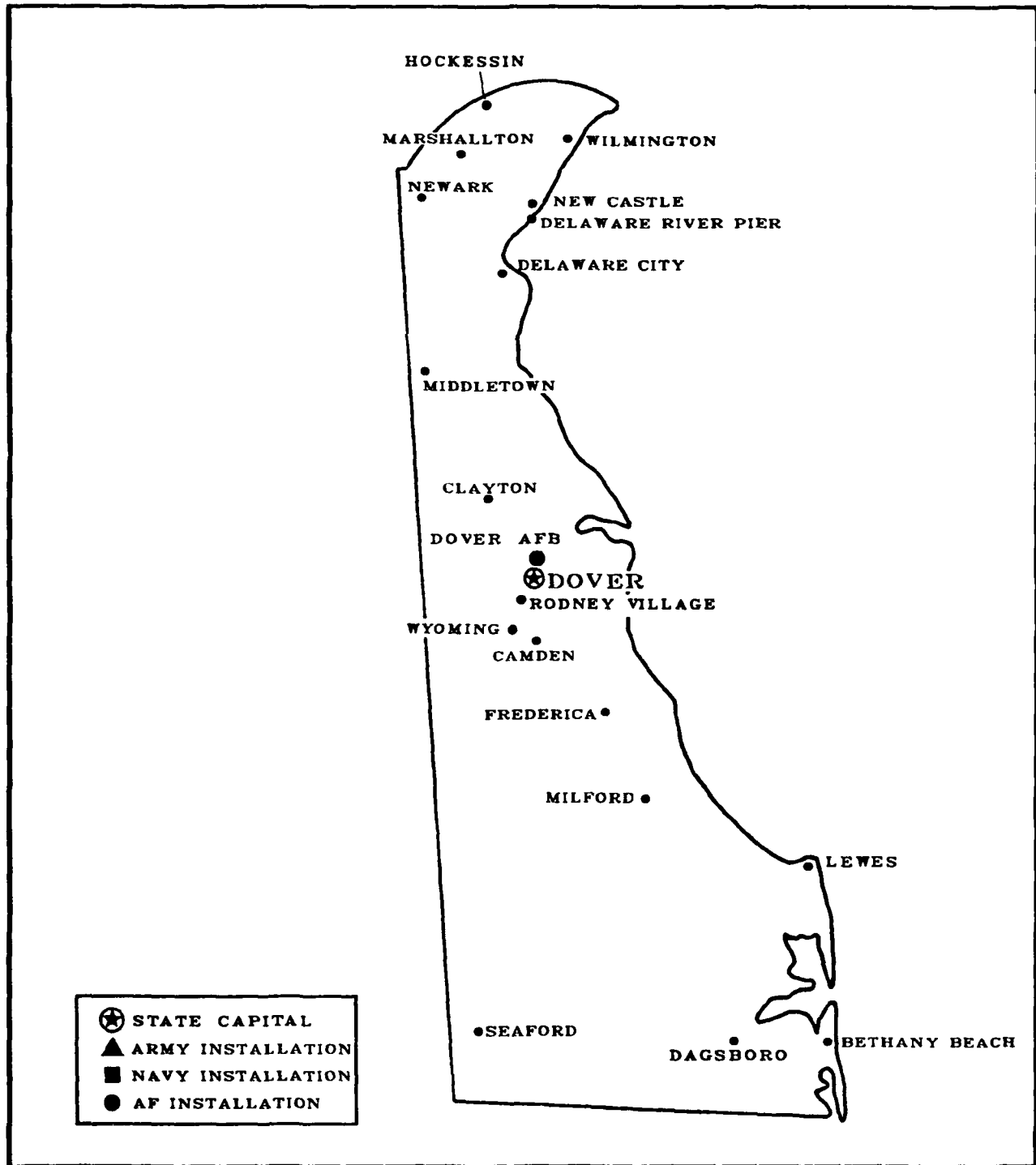
| Prime Contracts Over \$25,000 (Prior Three Years) | Total | Army | Navy & Marine Corps | Air Force | Other Defense Activities |
|--|-------------|-------------|---------------------------|-----------|--------------------------------|
| Fiscal Year 1988 | \$4,911,301 | \$1,125,563 | \$2,869,889 | \$835,765 | \$80,084 |
| Fiscal Year 1987 | 5,030,505 | 1,246,611 | 2,893,672 | 791,486 | 98,736 |
| Fiscal Year 1986 | 5,441,063 | 1,390,773 | 3,247,167 | 680,422 | 122,701 |

| Top Five Contractors Receiving the Largest Dollar Volume of Prime Contract Awards in this State | Total Amount | Major Area of Work | |
|---|-----------------|--|-------------|
| | | FSC or Service Code Description | Amount |
| 1. UNITED TECHNOLOGIES CORP | \$2,793,867 | Gas Turbines and Jet Engines, Acft & Comps | \$1,104,392 |
| 2. GENERAL DYNAMICS CORPORATION | 2,352,677 | Submarines | 1,975,914 |
| 3. TEXTRON INC | 228,558 | Gas Turbines and Jet Eng, Ex Acft & Comps | 185,170 |
| 4. KAMAN CORPORATION | 100,332 | RDTE/Weapons-Advanced Development | 19,362 |
| 5. ANALYSIS & TECHNOLOGY INC | 48,556 | Systems Engineering Services | 12,805 |
| Total of Above | \$5,523,990 | (90.8% of total awards over \$25,000) | |

Prepared by: Washington Headquarters Services
Directorate for Information
Operations and Reports

MAP NO. 8

DELAWARE



Prepared By: Washington Headquarters Services
Directorate for Information
Operations and Reports

DELAWARE

FISCAL YEAR 1989

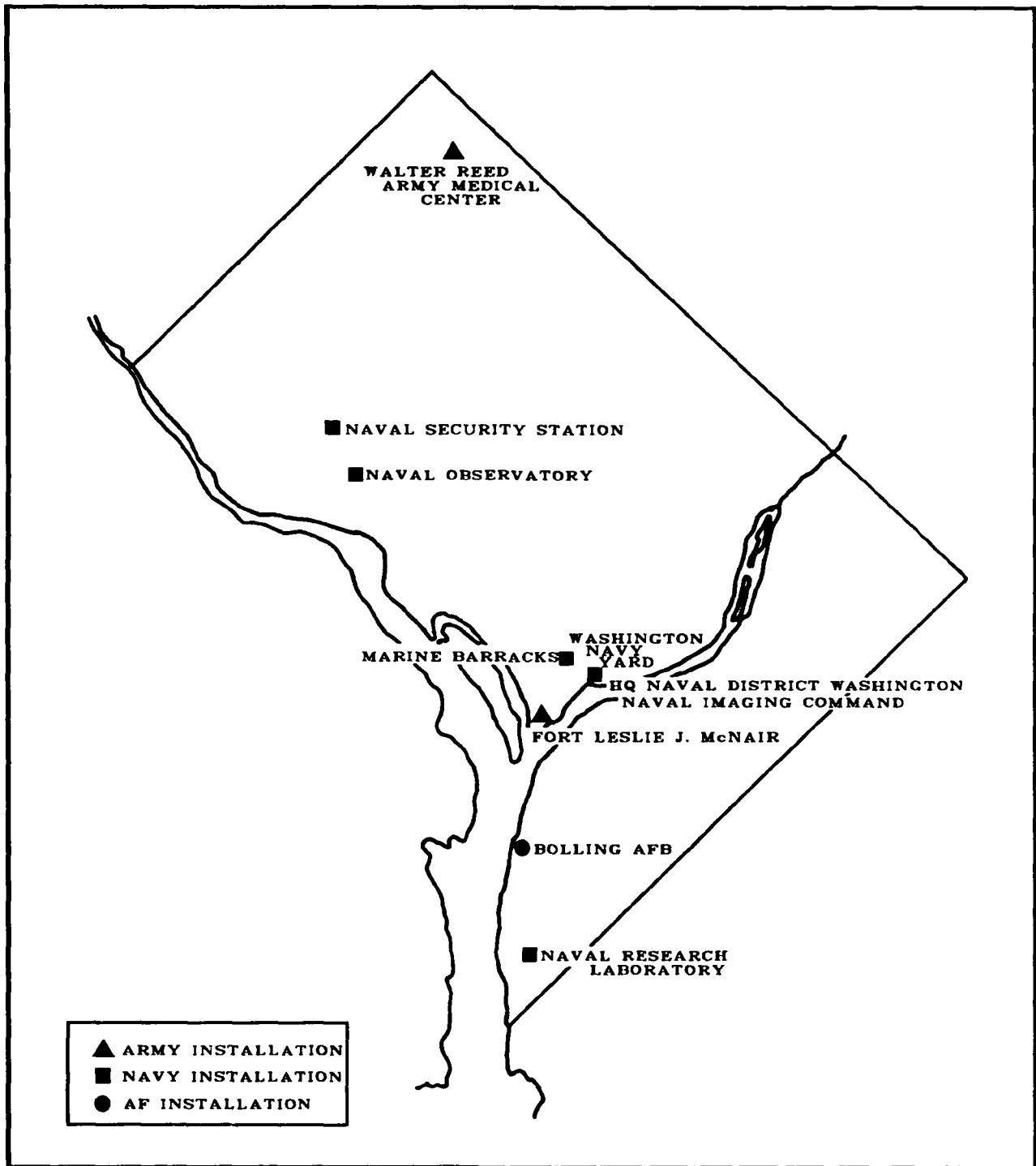
(DOLLARS IN THOUSANDS)

| Personnel/Expenditures | Total | Army | Navy & Marine Corps | Air Force | Other Defense Activities | | |
|---|--------------|-----------------|--|------------------------------|---------------------------------|--------------------------|----------|
| I. Personnel - Total | 14,665 | 4,355 | 944 | 9,340 | 26 | | |
| Active Duty Military | 4,636 | 41 | 31 | 4,564 | 0 | | |
| Civilian | 1,813 | 230 | 5 | 1,552 | 26 | | |
| Reserve & National Guard | 8,216 | 4,084 | 908 | 3,224 | 0 | | |
| II. Expenditures - Total | \$406,078 | \$59,978 | \$21,975 | \$214,489 | \$109,636 | | |
| A. Payroll Outlays - Total | 235,042 | 41,410 | 12,526 | 180,333 | 773 | | |
| Active Duty Military Pay | 96,153 | 1,164 | 549 | 94,440 | 0 | | |
| Civilian Pay | 47,157 | 6,364 | 124 | 39,896 | 773 | | |
| Reserve & National Guard Pay | 27,281 | 15,765 | 2,651 | 8,865 | 0 | | |
| Retired Military Pay | 64,451 | 18,117 | 9,202 | 37,132 | 0 | | |
| B. Prime Contracts Over \$25,000 Total | 171,036 | 18,568 | 9,449 | 34,156 | 108,863 | | |
| Supply Contracts | 118,752 | 2,623 | 3,873 | 8,008 | 104,248 | | |
| R&D Contracts | 9,381 | 2,157 | 3,138 | 843 | 3,243 | | |
| Service Contracts | 28,714 | 961 | 2,438 | 23,943 | 1,372 | | |
| Construction Contracts | 1,906 | 544 | 0 | 1,362 | 0 | | |
| Civil Function Contracts | 12,283 | 12,283 | 0 | 0 | 0 | | |
| Major Locations of Expenditures | Expenditures | | | Major Locations of Personnel | Military and Civilian Personnel | | |
| | Total | Payroll Outlays | Prime Contracts | | Total | Active Duty Military | Civilian |
| Dover | \$171,297 | \$153,290 | \$18,007 | Dover Air Force Base | 5,951 | 4,550 | 1,401 |
| Delaware City | 97,202 | 981 | 96,221 | New Castle | 291 | 0 | 291 |
| Wilmington | 21,936 | 6,725 | 15,211 | Marshallton | 53 | 0 | 53 |
| New Castle | 15,011 | 12,708 | 2,303 | Wilmington | 48 | 34 | 14 |
| Newark | 12,247 | 4,915 | 7,332 | Dover | 37 | 21 | 16 |
| Frederica | 8,826 | 1,800 | 7,026 | Newark | 32 | 27 | 5 |
| Camden | 8,411 | 34 | 8,377 | Bethany Beach | 8 | 0 | 8 |
| Wyoming | 8,216 | 3,320 | 4,896 | Seaford | 7 | 0 | 7 |
| Marshallton | 6,972 | 6,972 | 0 | Frederica | 6 | 0 | 6 |
| Rodney Village | 6,682 | 6,682 | 0 | Lewes | 5 | 3 | 2 |
| Prime Contracts Over \$25,000 (Prior Three Years) | | Total | Army | Navy & Marine Corps | Air Force | Other Defense Activities | |
| Fiscal Year 1988 | | \$233,314 | \$43,456 | \$39,664 | \$26,567 | \$123,627 | |
| Fiscal Year 1987 | | 197,945 | 42,777 | 19,538 | 25,482 | 110,148 | |
| Fiscal Year 1986 | | 224,478 | 25,720 | 7,832 | 20,175 | 170,751 | |
| Top Five Contractors Receiving the Largest Dollar Volume of Prime Contract Awards in this State | | Total Amount | Major Area of Work | | | | |
| | | | FSC or Service Code Description | | | Amount | |
| 1. TEXACO INC | | \$96,221 | Liquid Propellants & Fuel, Petroleum Base | | | \$96,221 | |
| 2. CAESAR RODNEY SCH DIST | | 8,377 | Educational Services | | | 8,377 | |
| 3. I L C INDUSTRIES DELAWARE | | 6,700 | Radar Equipment, Airborne | | | 1,705 | |
| 4. AMERICAN DREDGING COMPANY | | 6,314 | Dredging | | | 6,314 | |
| 5. DU PONT E I DE NMOURS COMPANY | | 5,652 | RDTE/Other Defense-Exploratory Development | | | 2,923 | |
| Total of Above | | \$123,264 | (72.1% of total awards over \$25,000) | | | | |

Prepared by: Washington Headquarters Services
 Directorate for Information
 Operations and Reports

MAP NO. 9

DISTRICT OF COLUMBIA



Prepared By: Washington Headquarters Services
Directorate for Information
Operations and Reports

DISTRICT OF COLUMBIA

FISCAL YEAR 1989

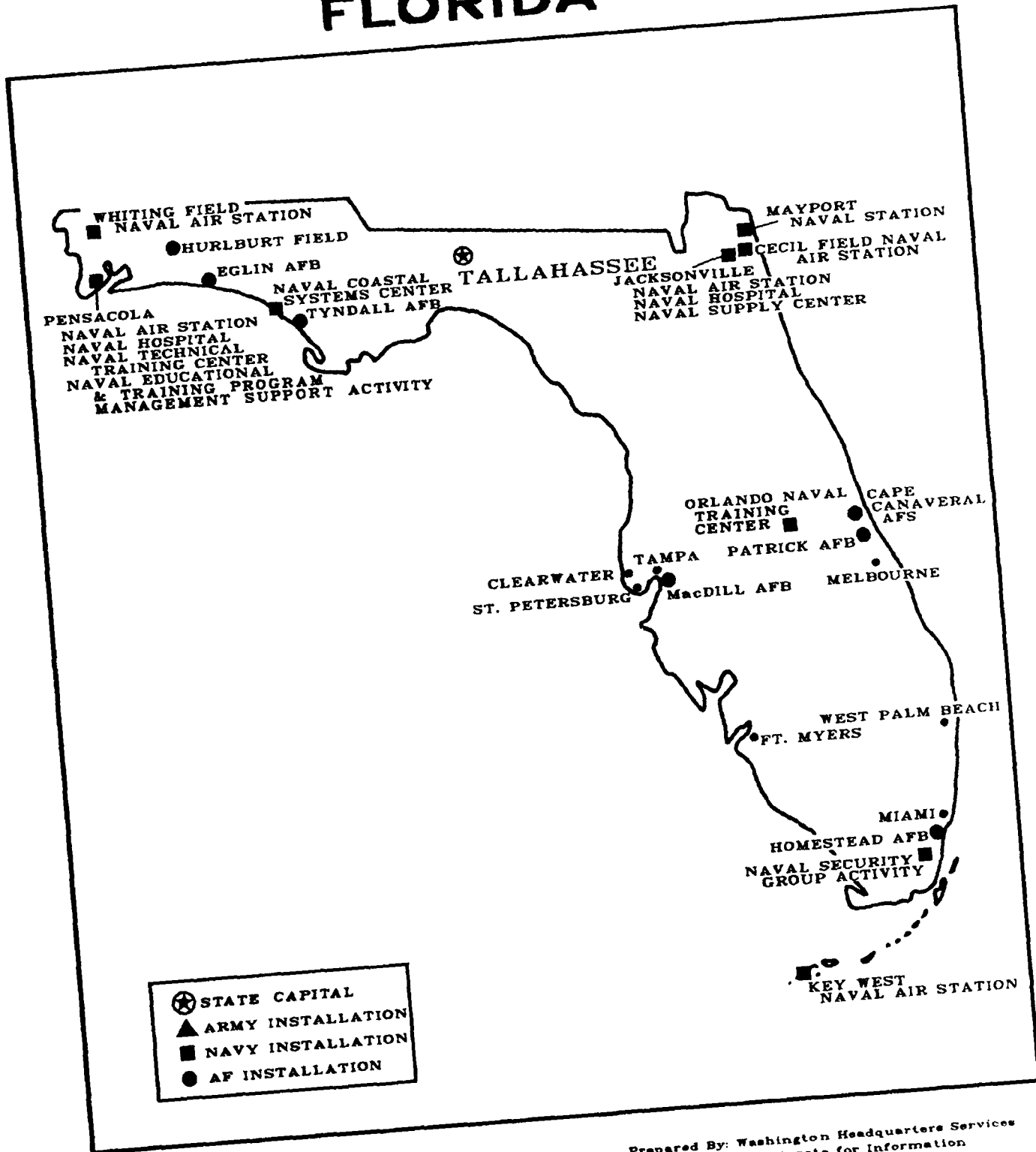
(DOLLARS IN THOUSANDS)

| Personnel/Expenditures | Total | Army | Navy & Marine Corps | Air Force | Other Defense Activities | | |
|---|--------------|--|---------------------|------------------------------|---------------------------------|----------------------|----------|
| I. Personnel - Total | 44,297 | 17,736 | 20,599 | 5,256 | 706 | | |
| Active Duty Military | 13,646 | 5,451 | 4,573 | 3,622 | 0 | | |
| Civilian | 17,858 | 6,805 | 9,148 | 1,199 | 706 | | |
| Reserve & National Guard | 12,793 | 5,480 | 6,878 | 435 | 0 | | |
| <hr/> | | | | | | | |
| II. Expenditures - Total | \$2,351,840 | \$535,962 | \$1,233,929 | \$298,044 | \$283,905 | | |
| A. Payroll Outlays - Total | 1,115,876 | 438,689 | 479,388 | 169,975 | 27,824 | | |
| Active Duty Military Pay | 386,633 | 154,808 | 117,140 | 114,685 | 0 | | |
| Civilian Pay | 564,469 | 173,531 | 325,959 | 37,155 | 27,824 | | |
| Reserve & National Guard Pay | 98,044 | 71,848 | 24,385 | 1,811 | 0 | | |
| Retired Military Pay | 66,730 | 38,502 | 11,904 | 16,324 | 0 | | |
| B. Prime Contracts Over \$25,000 Total | 1,235,964 | 97,273 | 754,541 | 128,069 | 256,081 | | |
| Supply Contracts | 415,745 | 18,771 | 291,677 | 43,116 | 62,181 | | |
| R&D Contracts | 46,638 | 3,195 | 35,508 | 3,837 | 4,098 | | |
| Service Contracts | 669,658 | 39,570 | 368,844 | 71,442 | 189,802 | | |
| Construction Contracts | 97,271 | 29,085 | 58,512 | 9,674 | 0 | | |
| Civil Function Contracts | 6,652 | 6,652 | 0 | 0 | 0 | | |
| <hr/> | | | | | | | |
| Major Locations of Expenditures | Expenditures | | | Major Locations of Personnel | Military and Civilian Personnel | | |
| | Total | Payroll Outlays | Prime Contracts | | Total | Active Duty Military | Civilian |
| Washington | \$2,351,840 | \$1,115,876 | \$1,235,964 | Washington | 28,159 | 11,279 | 16,880 |
| | | | | Bolling AFB | 3,184 | 2,209 | 975 |
| | | | | Fort McNair | 161 | 158 | 3 |
| <hr/> | | | | | | | |
| Prime Contracts Over \$25,000 (Prior Three Years) | Total | Army | Navy & Marine Corps | Air Force | Other Defense Activities | | |
| Fiscal Year 1988 | \$1,664,582 | \$103,723 | \$1,167,746 | \$87,893 | \$305,220 | | |
| Fiscal Year 1987 | 1,271,879 | 160,937 | 769,856 | 66,751 | 274,335 | | |
| Fiscal Year 1986 | 956,793 | 104,009 | 473,978 | 77,252 | 301,554 | | |
| <hr/> | | | | | | | |
| Top Five Contractors Receiving the Largest Dollar Volume of Prime Contract Awards in this State | Total Amount | Major Area of Work | | | | | |
| | | FSC or Service Code Description | | | Amount | | |
| 1. UNITED STATES DEPT ENERGY | \$258,667 | Nuclear Reactors | | | \$258,267 | | |
| 2. CSX CORPORATION | 157,526 | Vessel Freight | | | 157,526 | | |
| 3. BELL ATLANTIC CORPORATION | 47,509 | ADP Telecommunications & Transmission Serv | | | 45,574 | | |
| 4. LYKES BROS INC | 45,152 | Vessel Freight | | | 45,152 | | |
| 5. AMERICAN TELE & TELG CO | 31,764 | Lease/Rental of Comm Eq | | | 16,229 | | |
| Total of Above | \$540,618 | (43.7% of total awards over \$25,000) | | | | | |

Prepared by: Washington Headquarters Services
 Directorate for Information
 Operations and Reports

MAP NO. 10

FLORIDA



Prepared By: Washington Headquarters Services
Directorate for Information
Operations and Reports

FLORIDA

FISCAL YEAR 1989

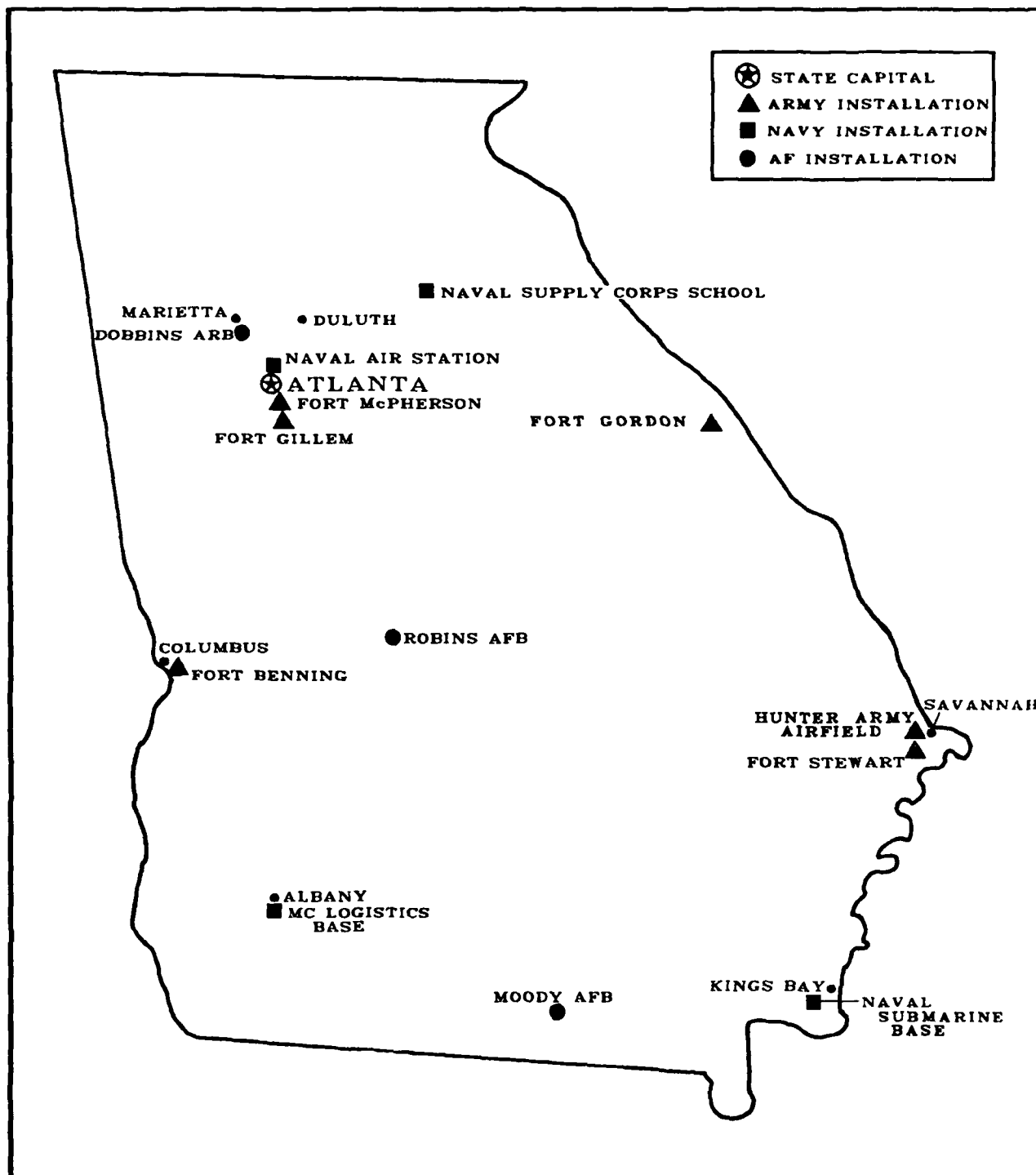
(DOLLARS IN THOUSANDS)

| Personnel/Expenditures | Total | Army | Navy & Marine Corps | Air Force | Other Defense Activities | | |
|---|--------------|--|---------------------|------------------------------|---------------------------------|----------------------|----------|
| I. Personnel - Total | 174,178 | 40,061 | 81,832 | 50,889 | 1,396 | | |
| Active Duty Military | 77,818 | 2,121 | 43,371 | 32,326 | 0 | | |
| Civilian | 33,813 | 1,796 | 20,630 | 9,991 | 1,396 | | |
| Reserve & National Guard | 62,547 | 36,144 | 17,831 | 8,572 | 0 | | |
| II. Expenditures - Total | \$9,944,868 | \$1,906,498 | \$3,700,422 | \$4,226,353 | \$111,595 | | |
| A. Payroll Outlays - Total | 5,492,485 | 758,839 | 2,736,738 | 1,955,802 | 41,106 | | |
| Active Duty Military Pay | 2,215,970 | 60,237 | 1,421,795 | 733,938 | 0 | | |
| Civilian Pay | 1,030,474 | 50,486 | 574,301 | 364,581 | 41,106 | | |
| Reserve & National Guard Pay | 153,749 | 77,108 | 45,749 | 30,892 | 0 | | |
| Retired Military Pay | 2,092,292 | 571,008 | 694,893 | 826,391 | 0 | | |
| B. Prime Contracts Over \$25,000 Total | 4,452,383 | 1,147,659 | 963,684 | 2,270,551 | 70,489 | | |
| Supply Contracts | 2,222,127 | 606,177 | 388,346 | 1,175,460 | 52,144 | | |
| R&D Contracts | 808,778 | 216,405 | 85,786 | 500,367 | 6,220 | | |
| Service Contracts | 1,211,555 | 190,314 | 427,555 | 581,561 | 12,125 | | |
| Construction Contracts | 181,567 | 106,407 | 61,997 | 13,163 | 0 | | |
| Civil Function Contracts | 28,356 | 28,356 | 0 | 0 | 0 | | |
| Major Locations of Expenditures | Expenditures | | | Major Locations of Personnel | Military and Civilian Personnel | | |
| | Total | Payroll Outlays | Prime Contracts | | Total | Active Duty Military | Civilian |
| Orlando | \$1,806,816 | \$464,009 | \$1,342,807 | Orlando | 20,363 | 17,650 | 2,713 |
| Jacksonville | 1,352,284 | 1,109,902 | 242,382 | Pensacola | 17,454 | 9,096 | 8,358 |
| Pensacola | 708,316 | 603,217 | 105,099 | Eglin Air Force Base | 13,610 | 9,400 | 4,210 |
| West Palm Beach | 507,738 | 24,221 | 483,517 | Jacksonville | 13,416 | 5,884 | 7,532 |
| Eglin Air Force Base | 485,622 | 352,904 | 132,718 | MacDill AFB | 7,435 | 6,444 | 991 |
| Tampa | 461,478 | 304,663 | 156,815 | Eglin Aux Fld 9 | 5,690 | 5,285 | 405 |
| Cape Canaveral AFS | 259,775 | 13,020 | 246,755 | Tyndall AFB | 5,475 | 4,397 | 1,078 |
| Patrick AFB | 247,020 | 175,880 | 71,140 | Homestead AFB | 5,070 | 4,040 | 1,030 |
| Saint Petersburg | 211,057 | 48,069 | 162,988 | Patrick AFB | 4,364 | 3,017 | 1,347 |
| Clearwater | 209,729 | 20,161 | 189,568 | Mayport | 3,708 | 2,775 | 933 |
| Prime Contracts Over \$25,000 (Prior Three Years) | Total | Army | Navy & Marine Corps | Air Force | Other Defense Activities | | |
| Fiscal Year 1988 | \$5,327,773 | \$1,309,679 | \$1,046,440 | \$2,862,097 | \$109,557 | | |
| Fiscal Year 1987 | 5,797,498 | 1,351,977 | 1,145,623 | 3,113,639 | 186,259 | | |
| Fiscal Year 1986 | 5,664,138 | 1,604,229 | 1,183,505 | 2,531,213 | 345,191 | | |
| Top Five Contractors Receiving the Largest Dollar Volume of Prime Contract Awards in this State | Total Amount | Major Area of Work | | | | | |
| | | FSC or Service Code Description | Amount | | | | |
| 1. MARTIN MARIETTA CORPORATION | \$1,199,286 | Msl Aircraft Accessories and Components | | \$664,728 | | | |
| 2. UNITED TECHNOLOGIES CORP | 584,509 | RDTE/Aircraft-Advanced Development | | 266,620 | | | |
| 3. HONEYWELL INC | 182,486 | Guided Missile Systems, Complete | | 43,551 | | | |
| 4. JOHNSON CONTROLS INC | 154,287 | Operation/Electronic & Communication Facil | | 72,917 | | | |
| 5. HARRIS CORPORATION | 147,180 | Miscellaneous Communication Equipment | | 34,299 | | | |
| Total of Above | \$2,267,748 | (50.9% of total awards over \$25,000) | | | | | |

Prepared by: Washington Headquarters Services
 Directorate for Information
 Operations and Reports

MAP NO. 11

GEORGIA



Prepared By: Washington Headquarters Services
Directorate for Information
Operations and Reports

GEORGIA

FISCAL YEAR 1989

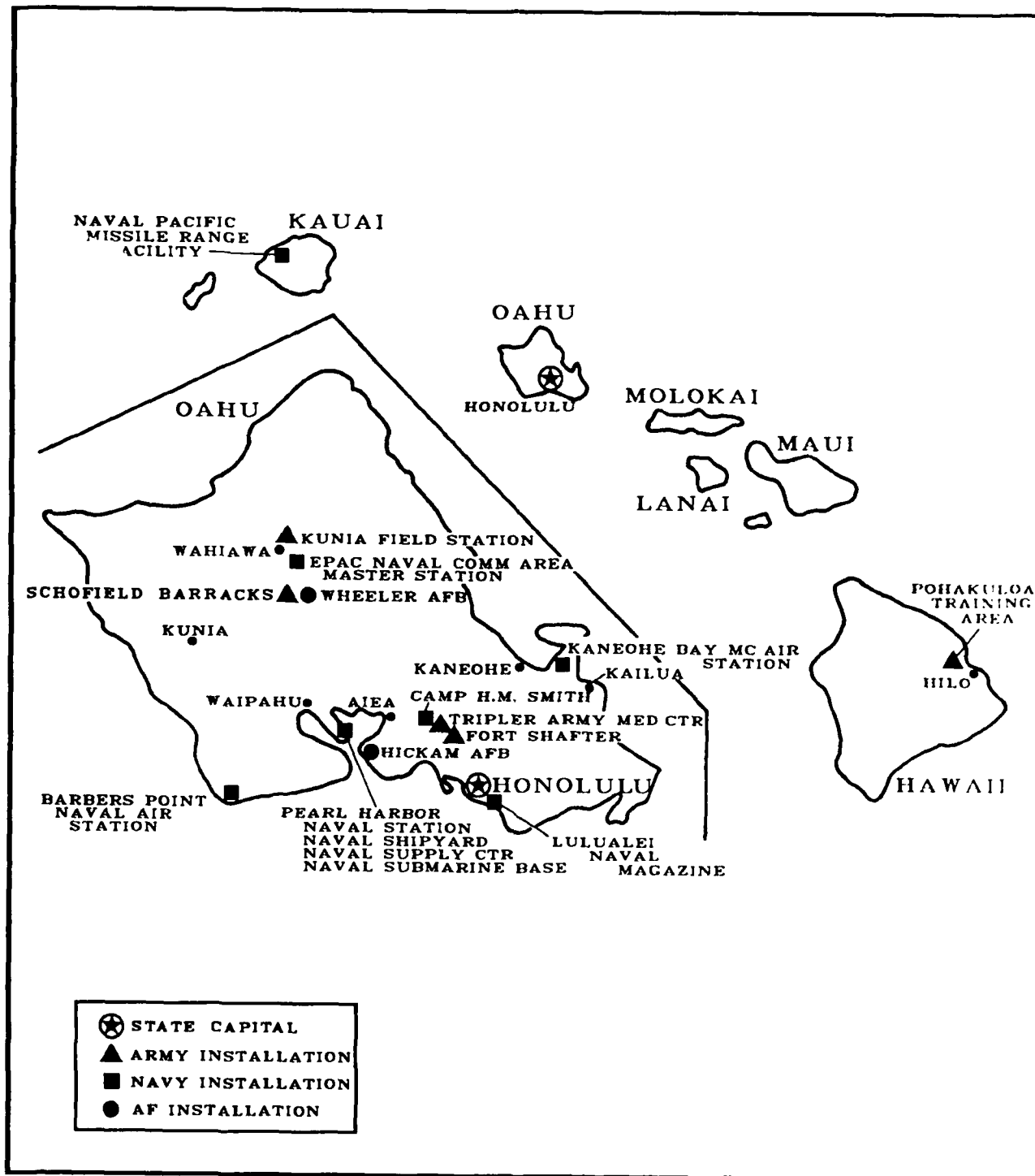
(DOLLARS IN THOUSANDS)

| Personnel/Expenditures | Total | Army | Navy & Marine Corps | Air Force | Other Defense Activities | | |
|---|--------------|--|---------------------|------------------------------|---------------------------------|----------------------|----------|
| I. Personnel - Total | 147,359 | 97,815 | 16,897 | 31,558 | 1,089 | | |
| Active Duty Military | 63,250 | 51,153 | 4,585 | 7,512 | 0 | | |
| Civilian | 39,949 | 17,003 | 4,791 | 17,066 | 1,089 | | |
| Reserve & National Guard | 44,160 | 29,659 | 7,521 | 6,980 | 0 | | |
| II. Expenditures - Total | \$5,637,789 | \$2,967,600 | \$677,724 | \$1,797,931 | \$194,534 | | |
| A. Payroll Outlays - Total | 3,773,609 | 2,453,443 | 405,600 | 881,582 | 32,984 | | |
| Active Duty Military Pay | 1,731,308 | 431,445 | 128,662 | 171,201 | 0 | | |
| Civilian Pay | 1,030,707 | 396,873 | 123,142 | 477,708 | 32,984 | | |
| Reserve & National Guard Pay | 271,133 | 213,199 | 27,131 | 30,803 | 0 | | |
| Retired Military Pay | 740,461 | 411,926 | 126,665 | 201,870 | 0 | | |
| B. Prime Contracts Over \$25,000 Total | 1,864,180 | 514,157 | 272,124 | 916,349 | 161,550 | | |
| Supply Contracts | 1,175,562 | 171,510 | 172,353 | 680,493 | 151,206 | | |
| R&D Contracts | 91,623 | 43,487 | 4,876 | 39,049 | 4,211 | | |
| Service Contracts | 416,512 | 170,695 | 47,627 | 192,057 | 6,133 | | |
| Construction Contracts | 146,126 | 94,108 | 47,268 | 4,750 | 0 | | |
| Civil Function Contracts | 34,357 | 34,357 | 0 | 0 | 0 | | |
| Major Locations of Expenditures | Expenditures | | | Major Locations of Personnel | Military and Civilian Personnel | | |
| | Total | Payroll Outlays | Prime Contracts | | Total | Active Duty Military | Civilian |
| Marietta | \$771,534 | \$89,538 | \$681,996 | Fort Benning | 26,186 | 21,145 | 5,041 |
| Fort Benning | 696,773 | 615,305 | 81,468 | Robins AFB | 19,265 | 3,943 | 15,322 |
| Robins AFB | 663,399 | 524,439 | 138,960 | Fort Stewart | 16,207 | 13,849 | 2,358 |
| Fort Stewart | 513,623 | 487,334 | 26,289 | Fort Gordon | 13,735 | 10,233 | 3,502 |
| Fort Gordon | 488,272 | 415,596 | 72,676 | Hunter Army Airfield | 4,284 | 3,777 | 507 |
| Atlanta | 443,145 | 304,304 | 138,841 | Albany | 4,098 | 1,207 | 2,891 |
| Savannah | 394,027 | 195,104 | 198,923 | Fort McPherson | 3,916 | 1,550 | 2,366 |
| Kings Bay | 171,883 | 108,461 | 63,422 | Kings Bay | 3,655 | 2,035 | 1,620 |
| Albany | 129,250 | 119,738 | 9,512 | Moody Air Force Base | 3,601 | 3,124 | 477 |
| Duluth | 107,811 | 3,017 | 104,794 | Marietta | 1,818 | 460 | 1,358 |
| Prime Contracts Over \$25,000 (Prior Three Years) | Total | Army | Navy & Marine Corps | Air Force | Other Defense Activities | | |
| Fiscal Year 1988 | \$1,616,361 | \$432,600 | \$239,902 | \$802,673 | \$141,186 | | |
| Fiscal Year 1987 | 3,512,483 | 478,795 | 246,118 | 2,680,202 | 107,368 | | |
| Fiscal Year 1986 | 3,764,109 | 629,263 | 320,702 | 2,627,297 | 186,847 | | |
| Top Five Contractors Receiving the Largest Dollar Volume of Prime Contract Awards in this State | Total Amount | Major Area of Work | | | | | |
| | | FSC or Service Code Description | Amount | | | | |
| 1. LOCKHEED CORPORATION | \$680,007 | Aircraft Fixed Wing | \$544,764 | | | | |
| 2. MONTEDISON SPA | 111,446 | Minelayers and Minesweepers | 111,446 | | | | |
| 3. ROCKWELL INTERNATIONAL CORP | 108,240 | Guided Missiles | 77,499 | | | | |
| 4. GEORGIA TECH RESEARCH INST | 60,579 | Systems Engineering Services | 15,293 | | | | |
| 5. TRINITY INDUSTRIES INC | 50,511 | Combat Ships and Landing Vessels | 50,511 | | | | |
| Total of Above | \$1,010,783 | (54.2% of total awards over \$25,000) | | | | | |

Prepared by: Washington Headquarters Services
 Directorate for Information
 Operations and Reports

MAP NO. 12

HAWAII



Prepared By: Washington Headquarters Services
Directorate for Information
Operations and Reports

HAWAII

FISCAL YEAR 1989

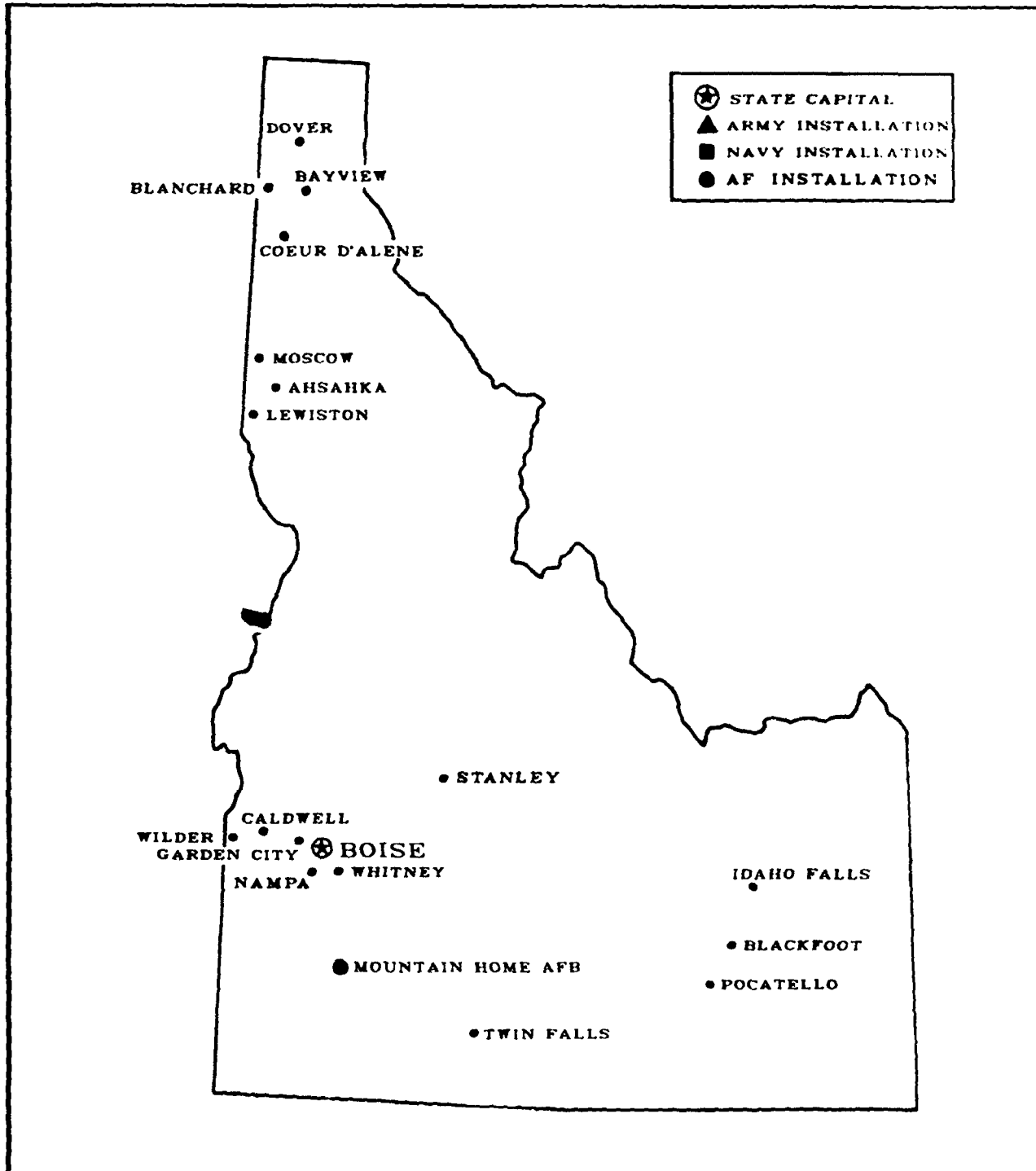
(DOLLARS IN THOUSANDS)

| Personnel/Expenditures | Total | Army | Navy & Marine Corps | Air Force | Other Defense Activities | | |
|---|--------------|---|---------------------|------------------------------|---------------------------------|----------------------|----------|
| I. Personnel - Total | 76,654 | 32,198 | 33,390 | 10,945 | 121 | | |
| Active Duty Military | 43,792 | 18,788 | 19,332 | 5,672 | 0 | | |
| Civilian | 20,246 | 5,342 | 12,405 | 2,378 | 121 | | |
| Reserve & National Guard | 12,616 | 8,068 | 1,653 | 2,895 | 0 | | |
| II. Expenditures - Total | \$2,812,737 | \$935,331 | \$1,397,012 | \$364,557 | \$55,837 | | |
| A. Payroll Outlays - Total | 2,234,004 | 802,121 | 1,139,319 | 289,068 | 4,496 | | |
| Active Duty Military Pay | 1,362,357 | 554,250 | 656,888 | 151,219 | 0 | | |
| Civilian Pay | 639,481 | 139,028 | 415,320 | 80,637 | 4,496 | | |
| Reserve & National Guard Pay | 40,274 | 24,940 | 4,520 | 10,814 | 0 | | |
| Retired Military Pay | 191,892 | 83,903 | 61,591 | 46,398 | 0 | | |
| B. Prime Contracts Over \$25,000 Total | 578,733 | 193,210 | 258,693 | 75,489 | 51,341 | | |
| Supply Contracts | 61,147 | 4,864 | 7,889 | 5,314 | 43,080 | | |
| R&D Contracts | 16,639 | 1,062 | 2,745 | 12,832 | 0 | | |
| Service Contracts | 402,465 | 116,585 | 220,760 | 56,859 | 8,261 | | |
| Construction Contracts | 90,464 | 62,681 | 27,299 | 484 | 0 | | |
| Civil Function Contracts | 8,018 | 8,018 | 0 | 0 | 0 | | |
| Major Locations of Expenditures | Expenditures | | | Major Locations of Personnel | Military and Civilian Personnel | | |
| | Total | Payroll Outlays | Prime Contracts | | Total | Active Duty Military | Civilian |
| Pearl Harbor | \$786,684 | \$692,181 | \$94,503 | Pearl Harbor | 18,047 | 7,541 | 10,506 |
| Schofield Barracks | 471,524 | 436,163 | 35,361 | Schofield Barracks | 15,114 | 13,871 | 1,243 |
| Honolulu | 397,111 | 235,361 | 161,750 | Kaneohe | 8,719 | 8,002 | 717 |
| Hickam AFB | 256,477 | 226,483 | 29,994 | Hickam AFB | 7,878 | 5,806 | 2,072 |
| Kaneohe | 238,501 | 206,276 | 32,225 | Honolulu | 2,235 | 1,831 | 404 |
| Barbers Point NAS | 112,521 | 104,351 | 8,170 | Fort Shafter | 2,233 | 0 | 2,233 |
| Kunua | 63,371 | 41,735 | 21,636 | Barbers Point NAS | 1,700 | 1,338 | 362 |
| Wahiawa | 51,787 | 50,496 | 1,291 | Kunua | 1,476 | 1,422 | 54 |
| Wheeler AFB | 50,131 | 40,782 | 9,349 | Wheeler AFB | 1,427 | 926 | 501 |
| Camp H.M. Smith | 37,818 | 34,779 | 3,039 | Tripler Army Med Ctr | 1,167 | 0 | 1,167 |
| Prime Contracts Over \$25,000 (Prior Three Years) | Total | Army | Navy & Marine Corps | Air Force | Other Defense Activities | | |
| Fiscal Year 1988 | \$540,991 | \$156,631 | \$190,418 | \$99,405 | \$94,537 | | |
| Fiscal Year 1987 | 461,449 | 147,561 | 230,473 | 61,466 | 21,949 | | |
| Fiscal Year 1986 | 562,843 | 147,587 | 160,701 | 46,484 | 208,071 | | |
| Top Five Contractors Receiving the Largest Dollar Volume of Prime Contract Awards in this State | Total Amount | Major Area of Work | | | | | |
| | | FSC or Service Code Description | Amount | | | | |
| 1. PACIFIC RESOURCES INC | \$37,747 | Liquid Propellants & Fuel, Petroleum Base | \$27,630 | | | | |
| 2. ACTUS CORP SUNDI CORP JV | 33,117 | Family Housing Facilities | 33,117 | | | | |
| 3. HAWAIIAN ELECTRIC INDUSTRIES | 28,765 | Marine Charter For Things | 14,270 | | | | |
| 4. COMPUTER SCIENCES CORPORATION | 22,980 | Other Management Support Services | 22,928 | | | | |
| 5. HAL INC | 22,028 | Passenger Air Charter Service | 22,125 | | | | |
| Total of Above | \$144,637 | (25.0% of total awards over \$25,000) | | | | | |

Prepared by: Washington Headquarters Services
Directorate for Information
Operations and Reports

MAP NO. 13

IDAHO



Prepared By: Washington Headquarters Services
Directorate for Information
Operations and Reports

IDAHO

FISCAL YEAR 1989

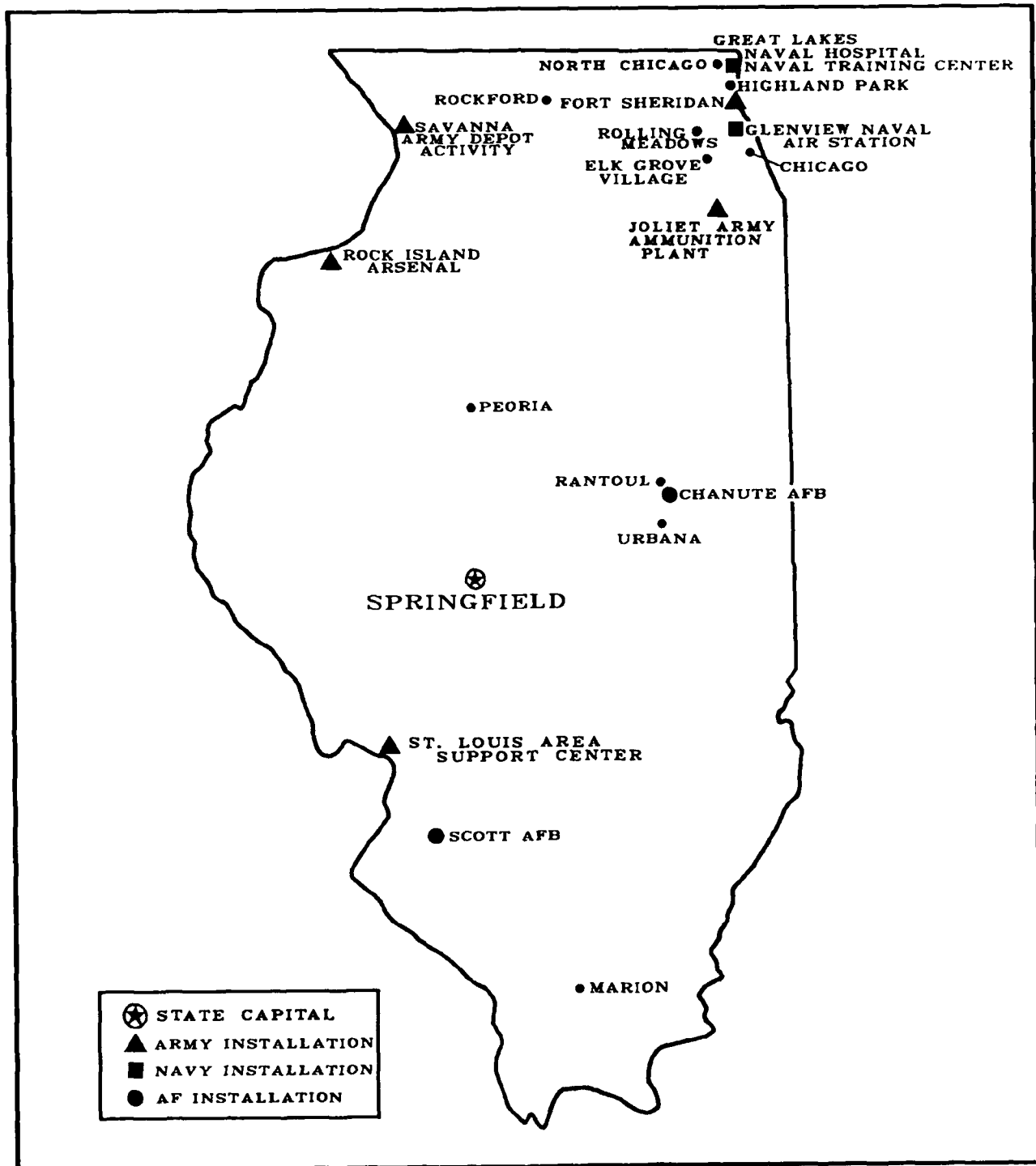
(DOLLARS IN THOUSANDS)

| Personnel/Expenditures | Total | Army | Navy & Marine Corps | Air Force | Other Defense Activities | | |
|---|--------------|--|---------------------|------------------------------|---------------------------------|----------------------|----------|
| I. Personnel - Total | 14,760 | 6,299 | 2,249 | 6,196 | 16 | | |
| Active Duty Military | 5,176 | 29 | 1,280 | 3,867 | 0 | | |
| Civilian | 1,324 | 503 | 50 | 755 | 16 | | |
| Reserve & National Guard | 8,260 | 5,767 | 919 | 1,574 | 0 | | |
| II. Expenditures - Total | \$360,286 | \$95,676 | \$70,487 | \$164,212 | \$29,911 | | |
| A. Payroll Outlays - Total | 285,497 | 75,161 | 60,829 | 148,989 | 518 | | |
| Active Duty Military Pay | 112,486 | 823 | 32,433 | 79,230 | 0 | | |
| Civilian Pay | 34,934 | 14,596 | 1,535 | 18,285 | 518 | | |
| Reserve & National Guard Pay | 39,122 | 30,662 | 2,222 | 6,238 | 0 | | |
| Retired Military Pay | 98,955 | 29,080 | 24,639 | 45,226 | 0 | | |
| B. Prime Contracts Over \$25,000 Total | 74,789 | 20,515 | 9,658 | 15,223 | 29,393 | | |
| Supply Contracts | 37,093 | 184 | 7,167 | 385 | 29,357 | | |
| R&D Contracts | 540 | 0 | 52 | 488 | 0 | | |
| Service Contracts | 19,455 | 3,155 | 2,439 | 13,825 | 36 | | |
| Construction Contracts | 17,034 | 16,509 | 0 | 525 | 0 | | |
| Civil Function Contracts | 667 | 667 | 0 | 0 | 0 | | |
| Major Locations of Expenditures | Expenditures | | | Major Locations of Personnel | Military and Civilian Personnel | | |
| | Total | Payroll Outlays | Prime Contracts | | Total | Active Duty Military | Civilian |
| Mountain Home AFB | \$103,681 | \$90,518 | \$13,163 | Mountain Home AFB | 4,308 | 3,799 | 509 |
| Boise | 59,276 | 40,568 | 18,708 | Idaho Falls | 1,231 | 1,218 | 13 |
| Idaho Falls | 38,602 | 35,805 | 2,797 | Boise | 754 | 47 | 707 |
| Whitney | 27,757 | 27,757 | 0 | Wilder | 56 | 54 | 2 |
| Blackfoot | 23,955 | 1,031 | 22,924 | Moscow | 43 | 37 | 6 |
| Mountain Home | 9,497 | 9,399 | 98 | Bayview | 36 | 0 | 36 |
| Pocatello | 5,350 | 4,947 | 403 | Pocatello | 32 | 16 | 16 |
| Coeur d'Alene | 4,373 | 4,373 | 0 | Ahsahka | 17 | 0 | 17 |
| Caldwell | 3,874 | 3,700 | 174 | Dover | 9 | 0 | 9 |
| Bayview | 3,686 | 1,471 | 2,215 | Twin Falls | 4 | 1 | 3 |
| Prime Contracts Over \$25,000 (Prior Three Years) | Total | Army | Navy & Marine Corps | Air Force | Other Defense Activities | | |
| Fiscal Year 1988 | \$61,531 | \$20,554 | \$4,567 | \$20,233 | \$16,177 | | |
| Fiscal Year 1987 | 74,157 | 41,004 | 4,638 | 14,967 | 13,548 | | |
| Fiscal Year 1986 | 62,910 | 24,826 | 4,767 | 13,159 | 20,158 | | |
| Top Five Contractors Receiving the Largest Dollar Volume of Prime Contract Awards in this State | Total Amount | Major Area of Work | | | | | |
| | | FSC or Service Code Description | Amount | | | | |
| 1. BASIC AMERICAN FOODS | \$19,172 | Fruits and Vegetables | \$18,966 | | | | |
| 2. GILBERT WESTERN CORPORATION | 11,134 | All Other Non-Building Facilities | 11,134 | | | | |
| 3. GENERAL ELECTRIC CO | 6,600 | Underwater Sound Equipment | 6,600 | | | | |
| 4. HEINZ H J COMPANY | 3,000 | Fruits and Vegetables | 2,876 | | | | |
| 5. SCIENTECH INC | 2,725 | Systems Engineering Services | 2,725 | | | | |
| Total of Above | \$42,631 | (57.0% of total awards over \$25,000) | | | | | |

Prepared by: Washington Headquarters Services
 Directorate for Information Operations and Reports

MAP NO. 14

ILLINOIS



Prepared By: Washington Headquarters Services
Directorate for Information
Operations and Reports

ILLINOIS

FISCAL YEAR 1989

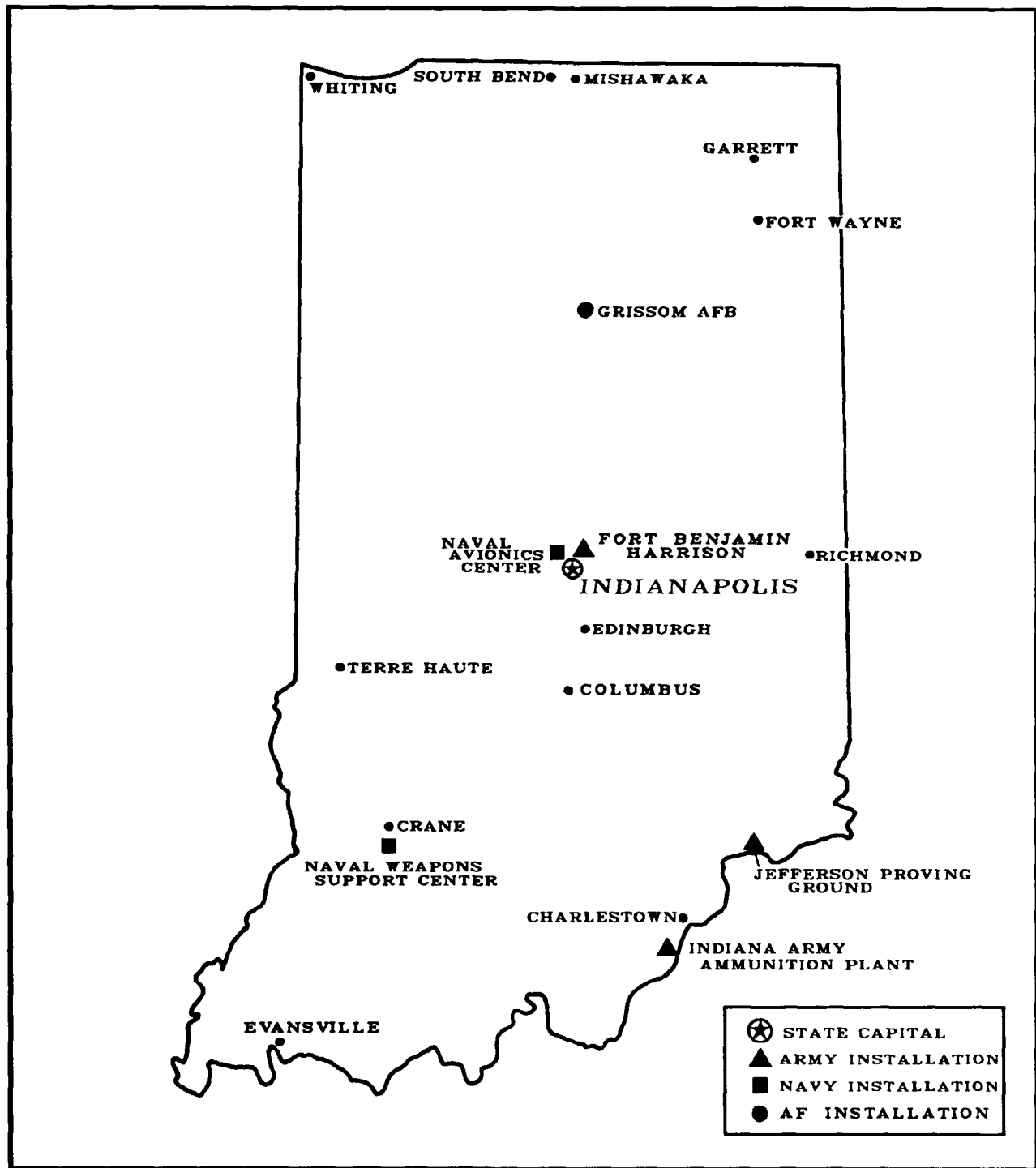
(DOLLARS IN THOUSANDS)

| Personnel/Expenditures | Total | Army | Navy & Marine Corps | Air Force | Other Defense Activities | | |
|---|--------------|--|---------------------|------------------------------|---------------------------------|----------------------|----------|
| I. Personnel - Total | 116,968 | 52,525 | 38,782 | 24,320 | 1,341 | | |
| Active Duty Military | 38,265 | 2,099 | 24,931 | 11,235 | 0 | | |
| Civilian | 21,668 | 13,005 | 2,243 | 5,079 | 1,341 | | |
| Reserve & National Guard | 57,035 | 37,421 | 11,608 | 8,006 | 0 | | |
| II. Expenditures - Total | \$3,013,814 | \$1,022,683 | \$815,827 | \$881,617 | \$293,687 | | |
| A. Payroll Outlays - Total | 1,764,713 | 601,435 | 564,654 | 557,978 | 40,646 | | |
| Active Duty Military Pay | 729,495 | 59,612 | 395,178 | 274,705 | 0 | | |
| Civilian Pay | 560,533 | 327,527 | 55,124 | 137,236 | 40,646 | | |
| Reserve & National Guard Pay | 166,545 | 106,613 | 32,312 | 27,620 | 0 | | |
| Retired Military Pay | 308,140 | 107,683 | 82,040 | 118,417 | 0 | | |
| B. Prime Contracts Over \$25,000 Total | 1,249,101 | 421,248 | 251,173 | 323,639 | 253,041 | | |
| Supply Contracts | 782,544 | 238,943 | 163,090 | 141,509 | 239,002 | | |
| R&D Contracts | 126,509 | 21,711 | 30,517 | 71,667 | 2,614 | | |
| Service Contracts | 255,014 | 86,405 | 47,734 | 109,733 | 11,142 | | |
| Construction Contracts | 54,220 | 43,375 | 9,832 | 730 | 283 | | |
| Civil Function Contracts | 30,814 | 30,814 | 0 | 0 | 0 | | |
| Major Locations of Expenditures | Expenditures | | | Major Locations of Personnel | Military and Civilian Personnel | | |
| | Total | Payroll Outlays | Prime Contracts | | Total | Active Duty Military | Civilian |
| North Chicago | \$456,671 | \$427,490 | \$29,181 | Great Lakes | 25,766 | 23,743 | 2,023 |
| Scott Air Force Base | 344,209 | 295,988 | 48,221 | Scott Air Force Base | 10,314 | 6,924 | 3,390 |
| Chicago | 280,211 | 88,754 | 191,457 | Rock Island | 8,797 | 248 | 8,549 |
| Rock Island | 269,013 | 212,317 | 56,696 | Charute AFB | 5,567 | 4,574 | 993 |
| Rantoul | 139,319 | 113,593 | 25,726 | Fort Sheridan | 3,080 | 1,256 | 1,824 |
| Highland Park | 111,665 | 104,074 | 7,591 | Chicago | 1,852 | 183 | 1,669 |
| Rockford | 94,980 | 7,894 | 87,086 | Glenview | 942 | 647 | 295 |
| Joliet AAP | 83,386 | 0 | 83,386 | Springfield | 610 | 43 | 567 |
| Rolling Meadows | 79,391 | 2,240 | 77,151 | Savanna Army Depot | 590 | 4 | 586 |
| Peoria | 57,078 | 19,591 | 37,487 | Peoria | 496 | 173 | 323 |
| Prime Contracts Over \$25,000 (Prior Three Years) | Total | Army | Navy & Marine Corps | Air Force | Other Defense Activities | | |
| Fiscal Year 1988 | \$1,499,770 | \$508,502 | \$245,366 | \$452,887 | \$293,015 | | |
| Fiscal Year 1987 | 1,924,355 | 626,354 | 269,624 | 701,279 | 327,098 | | |
| Fiscal Year 1986 | 1,734,752 | 508,323 | 265,527 | 453,449 | 507,453 | | |
| Top Five Contractors Receiving the Largest Dollar Volume of Prime Contract Awards in this State | Total Amount | Major Area of Work | | | | | |
| | | FSC or Service Code Description | Amount | | | | |
| 1. NORTHROP CORPORATION | \$94,055 | Elct Countermeasures & Quick Reaction Eq | | \$46,562 | | | |
| 2. I I T RESEARCH INSTITUTE | 76,558 | RDTE/Other Research & Development-Op Sys D | | 53,353 | | | |
| 3. HONEYWELL INC | 71,908 | Ammunition, 75 mm Through 125 mm | | 69,870 | | | |
| 4. SUNSTRAND CORPORATION | 65,056 | Acft Hydraulic, Vacuum & De-icing Sys Comp | | 31,450 | | | |
| 5. OLIN CORPORATION | 60,019 | Ammunition, Through 30 mm | | 51,600 | | | |
| Total of Above | \$367,596 | (29.4% of total awards over \$25,000) | | | | | |

Prepared by: Washington Headquarters Services
 Directorate for Information
 Operations and Reports

MAP NO. 15

INDIANA



Prepared By: Washington Headquarters Services
Directorate for Information
Operations and Reports

INDIANA

FISCAL YEAR 1989

(DOLLARS IN THOUSANDS)

| Personnel/Expenditures | Total | Army | Navy & Marine Corps | Air Force | Other Defense Activities |
|--|-------------|-------------|---------------------|-----------|--------------------------|
| I. Personnel - Total | 60,149 | 37,449 | 12,824 | 9,295 | 581 |
| Active Duty Military | 5,660 | 2,413 | 549 | 2,698 | 0 |
| Civilian | 15,687 | 6,415 | 7,396 | 1,295 | 581 |
| Reserve & National Guard | 38,802 | 28,621 | 4,879 | 5,302 | 0 |
| II. Expenditures - Total | \$2,729,657 | \$1,522,206 | \$703,277 | \$359,294 | \$144,880 |
| A. Payroll Outlays - Total | 966,580 | 477,315 | 297,776 | 173,994 | 17,495 |
| Active Duty Military Pay | 141,030 | 68,528 | 12,820 | 59,682 | 0 |
| Civilian Pay | 456,254 | 171,718 | 231,809 | 35,232 | 17,495 |
| Reserve & National Guard Pay | 184,216 | 155,022 | 10,809 | 18,385 | 0 |
| Retired Military Pay | 185,080 | 82,047 | 42,338 | 60,695 | 0 |
| B. Prime Contracts Over \$25,000 Total | 1,763,077 | 1,044,891 | 405,501 | 185,300 | 127,385 |
| Supply Contracts | 1,381,886 | 846,785 | 284,569 | 128,747 | 121,785 |
| R&D Contracts | 86,552 | 36,390 | 28,060 | 21,983 | 119 |
| Service Contracts | 265,358 | 133,566 | 92,100 | 34,211 | 5,481 |
| Construction Contracts | 19,567 | 18,436 | 772 | 359 | 0 |
| Civil Function Contracts | 9,714 | 9,714 | 0 | 0 | 0 |

| Major Locations of Expenditures | Expenditures | | | Major Locations of Personnel | Military and Civilian Personnel | | |
|---------------------------------|--------------|-----------------|-----------------|------------------------------|---------------------------------|----------------------|----------|
| | Total | Payroll Outlays | Prime Contracts | | Total | Active Duty Military | Civilian |
| Indianapolis | \$1,033,161 | \$449,491 | \$583,670 | Ft Benjamin Harrison | 6,931 | 2,236 | 4,695 |
| Fort Wayne | 467,584 | 26,475 | 441,109 | Indianapolis | 4,684 | 641 | 4,043 |
| South Bend | 183,621 | 10,187 | 173,434 | Crane | 4,416 | 50 | 4,366 |
| Crane | 147,960 | 146,005 | 1,955 | Grissom AFB | 3,294 | 2,483 | 811 |
| Mishawaka | 131,177 | 1,540 | 129,637 | Fort Wayne | 449 | 22 | 427 |
| Grissom AFB | 103,951 | 75,334 | 28,617 | Jefferson Prov Grnd | 449 | 3 | 446 |
| Indiana AAP | 76,490 | 0 | 76,490 | Terre Haute | 266 | 25 | 241 |
| Columbus | 62,669 | 2,707 | 59,962 | Charlestown | 194 | 2 | 192 |
| Terre Haute | 43,818 | 12,240 | 31,578 | South Bend | 138 | 25 | 113 |
| Evansville | 41,121 | 9,755 | 31,366 | Edinburgh | 108 | 0 | 108 |

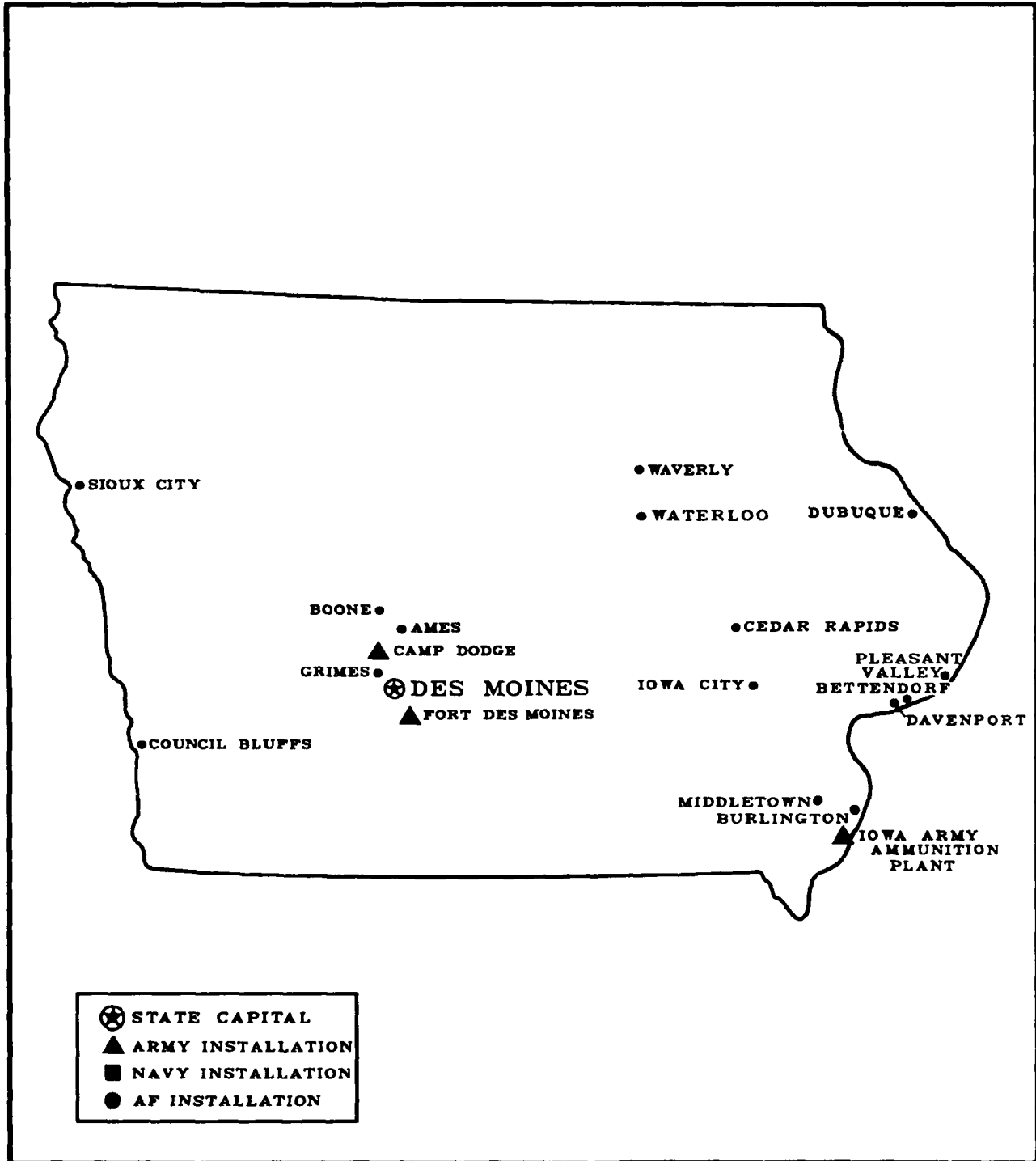
| Prime Contracts Over \$25,000 (Prior Three Years) | Total | Army | Navy & Marine Corps | Air Force | Other Defense Activities |
|---|-------------|-----------|---------------------|-----------|--------------------------|
| Fiscal Year 1988 | \$1,518,076 | \$734,943 | \$409,072 | \$255,383 | \$118,678 |
| Fiscal Year 1987 | 2,230,767 | 1,268,631 | 319,064 | 512,784 | 130,288 |
| Fiscal Year 1986 | 2,490,142 | 1,313,344 | 425,411 | 561,177 | 190,210 |

| Top Five Contractors Receiving the Largest Dollar Volume of Prime Contract Awards in this State | Total Amount | Major Area of Work | |
|---|--------------|--|-----------|
| | | FSC or Service Code Description | Amount |
| 1. GENERAL MOTORS CORPORATION | \$446,568 | Vehicular Power Transmission Components | \$173,227 |
| 2. ITT CORPORATION | 278,620 | Radio & TV Comm Equipment, Except Airborne | 265,171 |
| 3. LTV CORPORATION | 204,536 | Trucks and Truck Tractors, Wheeled | 183,546 |
| 4. PHILIPS GLOEILAMPENFABRIEKEN | 179,984 | Underwater Sound Equipment | 46,675 |
| 5. ALLIED SIGNAL INC | 89,125 | Engine Fuel System Components, Aircraft | 55,659 |
| Total of Above | \$1,198,833 | (68.0% of total awards over \$25,000) | |

Prepared by: Washington Headquarters Services
 Directorate for Information
 Operations and Reports

MAP NO. 16

IOWA



Prepared By: Washington Headquarters Services
Directorate for Information
Operations and Reports

IOWA

FISCAL YEAR 1989

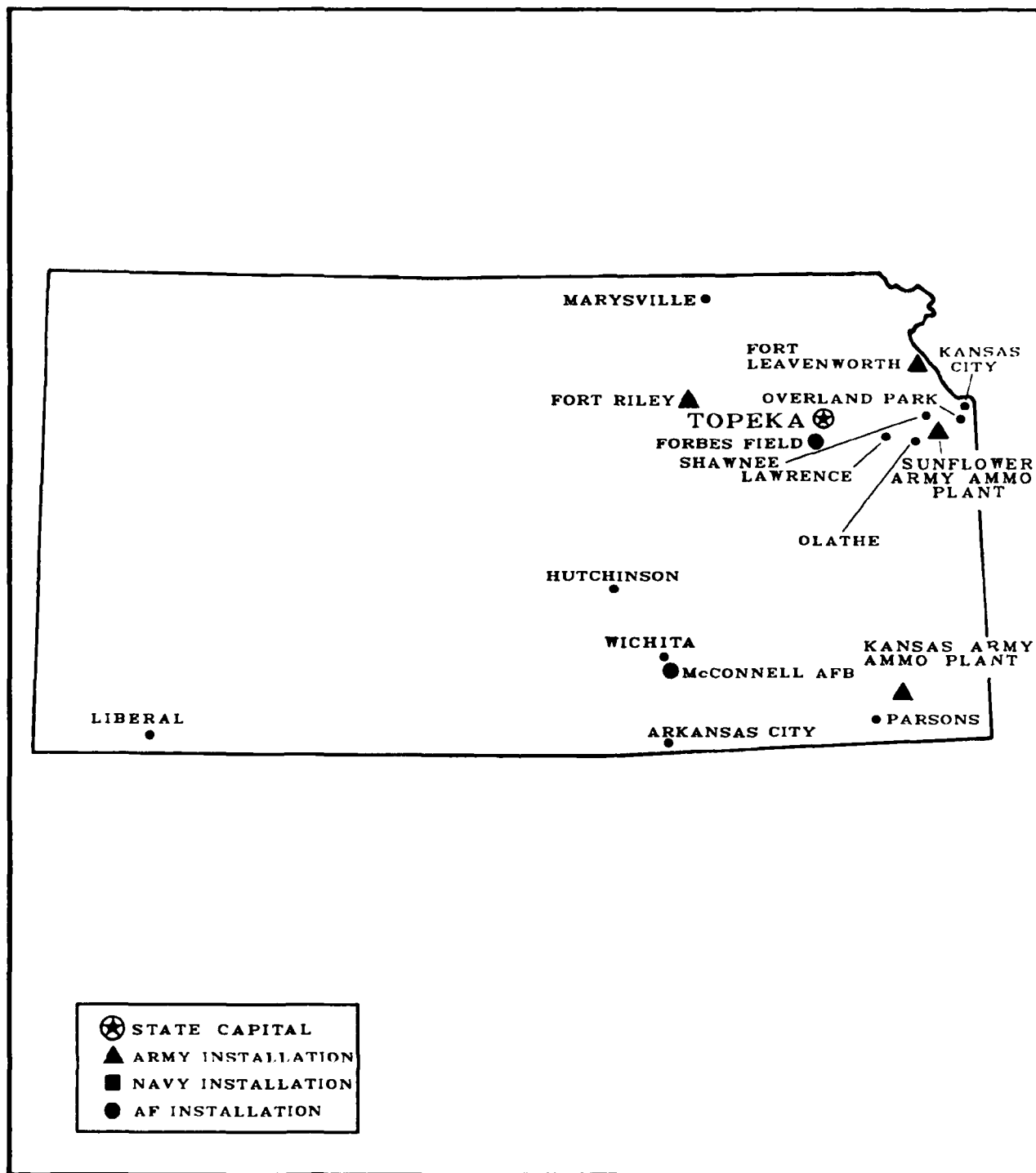
(DOLLARS IN THOUSANDS)

| Personnel/Expenditures | Total | Army | Navy & Marine Corps | Air Force | Other Defense Activities | | |
|---|--------------|--|---------------------|------------------------------|---------------------------------|----------------------|----------|
| I. Personnel - Total | 23,410 | 17,172 | 3,000 | 3,102 | 136 | | |
| Active Duty Military | 352 | 183 | 114 | 55 | 0 | | |
| Civilian | 1,472 | 827 | 7 | 502 | 136 | | |
| Reserve & National Guard | 21,586 | 16,162 | 2,879 | 2,545 | 0 | | |
| II. Expenditures - Total | \$612,630 | \$261,284 | \$100,366 | \$205,037 | \$45,943 | | |
| A. Payroll Outlays - Total | 186,720 | 102,113 | 33,493 | 47,119 | 3,995 | | |
| Active Duty Military Pay | 9,297 | 5,197 | 2,591 | 1,509 | 0 | | |
| Civilian Pay | 37,837 | 24,520 | 164 | 9,158 | 3,995 | | |
| Reserve & National Guard Pay | 57,692 | 41,191 | 7,806 | 8,695 | 0 | | |
| Retired Military Pay | 81,894 | 31,205 | 22,932 | 27,757 | 0 | | |
| B. Prime Contracts Over \$25,000 Total | 425,910 | 159,171 | 66,873 | 157,918 | 41,948 | | |
| Supply Contracts | 246,842 | 70,698 | 53,043 | 81,153 | 41,948 | | |
| R&D Contracts | 90,874 | 1,812 | 13,120 | 75,942 | 0 | | |
| Service Contracts | 71,126 | 69,593 | 710 | 823 | 0 | | |
| Construction Contracts | 9,171 | 9,171 | 0 | 0 | 0 | | |
| Civil Function Contracts | 7,897 | 7,897 | 0 | 0 | 0 | | |
| Major Locations of Expenditures | Expenditures | | | Major Locations of Personnel | Military and Civilian Personnel | | |
| | Total | Payroll Outlays | Prime Contracts | | Total | Active Duty Military | Civilian |
| Cedar Rapids | \$238,058 | \$11,623 | \$226,435 | Des Moines | 498 | 113 | 385 |
| Iowa AAP | 70,617 | 0 | 70,617 | Camp Dodge | 279 | 0 | 279 |
| Des Moines | 41,904 | 23,910 | 17,994 | Sioux City | 236 | 1 | 235 |
| Waterloo | 23,520 | 4,811 | 18,709 | Fort Des Moines | 145 | 130 | 15 |
| Davenport | 23,440 | 4,543 | 18,897 | Cedar Rapids | 136 | 7 | 129 |
| Waverly | 16,030 | 288 | 15,742 | Middletown | 92 | 0 | 92 |
| Dubuque | 9,647 | 4,411 | 5,236 | Davenport | 59 | 3 | 56 |
| Sioux City | 9,329 | 8,790 | 539 | Iowa City | 57 | 24 | 33 |
| Camp Dodge | 8,361 | 8,176 | 185 | Ames | 54 | 35 | 19 |
| West Des Moines | 7,954 | 1,077 | 6,877 | West Des Moines | 38 | 0 | 38 |
| Prime Contracts Over \$25,000 (Prior Three Years) | Total | Army | Navy & Marine Corps | Air Force | Other Defense Activities | | |
| Fiscal Year 1988 | \$560,905 | \$214,979 | \$58,606 | \$186,242 | \$101,078 | | |
| Fiscal Year 1987 | 600,094 | 29,779 | 141,447 | 234,940 | 193,928 | | |
| Fiscal Year 1986 | 579,819 | 170,448 | 107,421 | 247,469 | 54,481 | | |
| Top Five Contractors Receiving the Largest Dollar Volume of Prime Contract Awards in this State | Total Amount | Major Area of Work | | | | | |
| | | FSC or Service Code Description | Amount | | | | |
| 1. ROCKWELL INTERNATIONAL CORP | \$218,717 | RDTE/Electronics & Communication Eq-Op Sys | \$79,096 | | | | |
| 2. MASON COMPANY THE | 64,709 | Operation/Ammunition Facilities | 62,371 | | | | |
| 3. DUCHOSSOIS ENTERPRISES INC | 18,363 | RDTE/Weapons-Engineering Development | 8,000 | | | | |
| 4. CANADIAN PACIFIC LTD | 15,742 | Cranes and Crane-shovels | 15,430 | | | | |
| 5. MARK IV INDUSTRIES INC | 13,862 | Tires & Tubes, Pneumatic, Except Aircraft | 13,862 | | | | |
| Total of Above | \$331,393 | (77.8% of total awards over \$25,000) | | | | | |

Prepared by: Washington Headquarters Services
 Directorate for Information
 Operations and Reports

MAP NO. 17

KANSAS



Prepared By: Washington Headquarters Services
Directorate for Information
Operations and Reports

KANSAS

FISCAL YEAR 1989

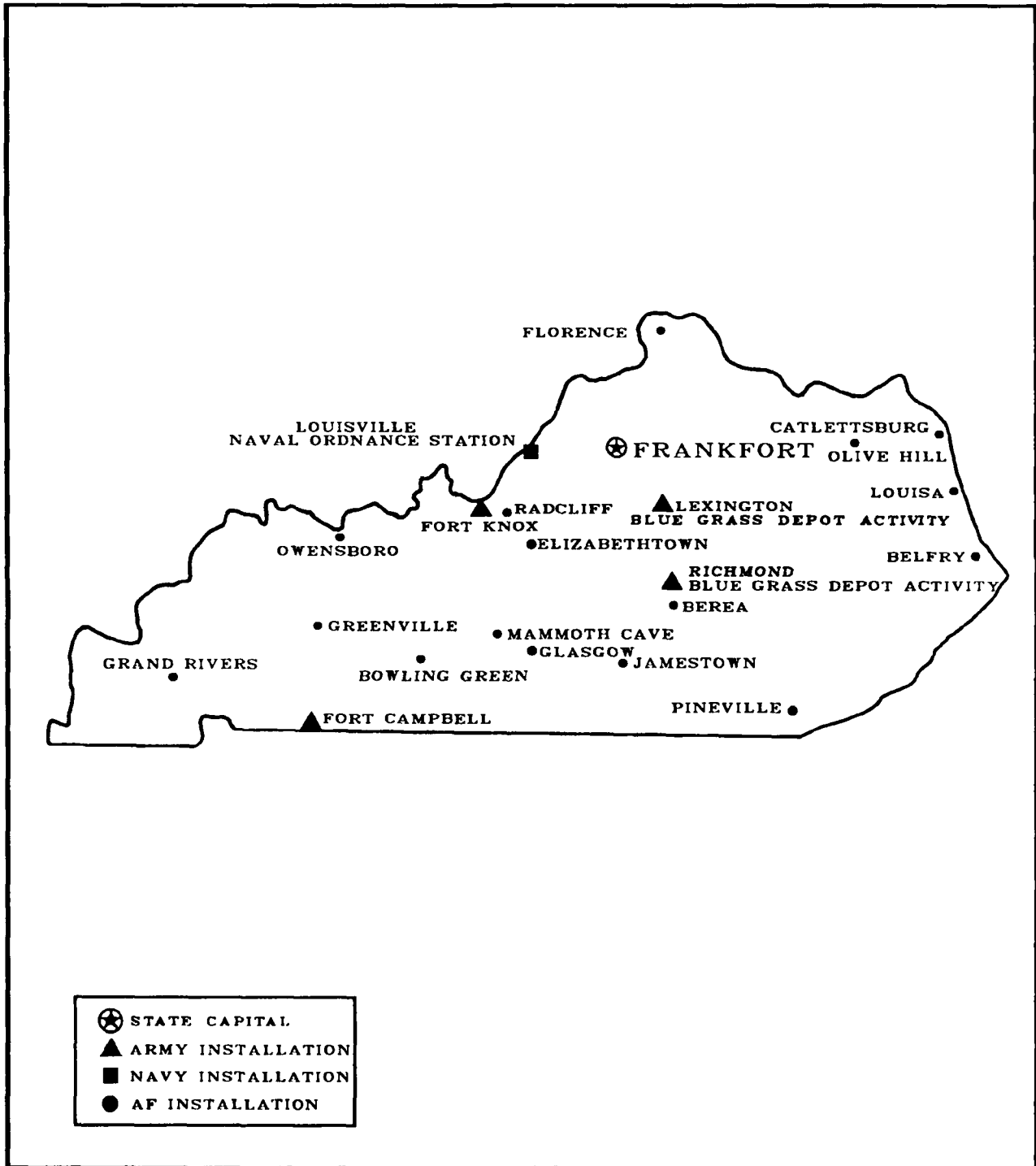
(DOLLARS IN THOUSANDS)

| Personnel/Expenditures | Total | Army | Navy & Marine Corps | Air Force | Other Defense Activities | | |
|---|--------------|--|---------------------|------------------------------|---------------------------------|----------------------|----------|
| I. Personnel - Total | 55,512 | 41,165 | 6,284 | 7,843 | 220 | | |
| Active Duty Military | 22,298 | 18,565 | 283 | 3,450 | 0 | | |
| Civilian | 9,516 | 7,788 | 163 | 1,345 | 220 | | |
| Reserve & National Guard | 23,698 | 14,812 | 5,838 | 3,048 | 0 | | |
| II. Expenditures - Total | \$2,117,329 | \$1,145,505 | \$156,893 | \$788,929 | \$26,002 | | |
| A. Payroll Outlays - Total | 1,162,362 | 870,712 | 89,556 | 195,406 | 6,688 | | |
| Active Duty Military Pay | 623,131 | 541,445 | 7,372 | 74,314 | 0 | | |
| Civilian Pay | 180,175 | 132,015 | 4,127 | 37,345 | 6,688 | | |
| Reserve & National Guard Pay | 166,094 | 106,387 | 47,093 | 12,614 | 0 | | |
| Retired Military Pay | 192,962 | 90,865 | 30,964 | 71,133 | 0 | | |
| B. Prime Contracts Over \$25,000 Total | 954,967 | 274,793 | 67,337 | 593,523 | 19,314 | | |
| Supply Contracts | 328,576 | 96,690 | 36,253 | 179,398 | 16,235 | | |
| R&D Contracts | 43,670 | 10,968 | 746 | 31,956 | 0 | | |
| Service Contracts | 561,951 | 149,458 | 28,565 | 380,849 | 3,079 | | |
| Construction Contracts | 14,016 | 10,923 | 1,773 | 1,320 | 0 | | |
| Civil Function Contracts | 6,754 | 6,754 | 0 | 0 | 0 | | |
| Major Locations of Expenditures | Expenditures | | | Major Locations of Personnel | Military and Civilian Personnel | | |
| | Total | Payroll Outlays | Prime Contracts | | Total | Active Duty Military | Civilian |
| Wichita | \$692,135 | \$42,157 | \$649,978 | Fort Riley | 19,756 | 15,200 | 4,556 |
| Fort Riley | 590,746 | 558,951 | 31,795 | Fort Leavenworth | 6,031 | 3,613 | 2,418 |
| Fort Leavenworth | 219,638 | 161,723 | 57,915 | McConnell AFB | 4,096 | 3,168 | 928 |
| McConnell AFB | 107,472 | 93,346 | 14,126 | Wichita | 486 | 95 | 391 |
| Overland Park | 51,309 | 48,995 | 2,314 | Topeka | 302 | 42 | 260 |
| Sunflower AAP | 48,504 | 0 | 48,504 | Forbes Field | 263 | 3 | 260 |
| Leavenworth | 29,059 | 16,875 | 12,184 | Overland Park | 156 | 11 | 145 |
| Olathe | 25,130 | 9,282 | 15,848 | Parsons | 89 | 2 | 87 |
| Topeka | 23,991 | 21,599 | 2,392 | Olathe | 83 | 1 | 82 |
| Liberal | 17,206 | 670 | 16,536 | Lawrence | 76 | 45 | 31 |
| Prime Contracts Over \$25,000 (Prior Three Years) | Total | Army | Navy & Marine Corps | Air Force | Other Defense Activities | | |
| Fiscal Year 1988 | \$950,128 | \$211,377 | \$67,285 | \$642,668 | \$28,798 | | |
| Fiscal Year 1987 | 1,244,903 | 293,864 | 75,968 | 850,946 | 24,125 | | |
| Fiscal Year 1986 | 1,954,506 | 355,778 | 80,928 | 1,462,626 | 55,174 | | |
| Top Five Contractors Receiving the Largest Dollar Volume of Prime Contract Awards in this State | Total Amount | Major Area of Work | | | | | |
| | | FSC or Service Code Description | Amount | | | | |
| 1. BOEING COMPANY THE | \$459,866 | Modification of Eq/Aircraft Structural Com | | \$230,024 | | | |
| 2. RAYTHEON COMPANY | 102,671 | Aircraft Fixed Wing | | 55,629 | | | |
| 3. HERCULES INCORPORATED | 48,386 | Operation/Ammunition Facilities | | 48,386 | | | |
| 4. INTEGRATED RESOURCES INC | 31,998 | Maint & Repair of Eq/Aircraft Structural C | | 26,349 | | | |
| 5. GENERAL DYNAMICS CORPORATION | 23,335 | Vocational/Technical | | 22,640 | | | |
| Total of Above | \$666,256 | (69.8% of total awards over \$25,000) | | | | | |

Prepared by: Washington Headquarters Services
 Directorate for Information
 Operations and Reports

MAP NO. 18

KENTUCKY



Prepared By: Washington Headquarters Services
Directorate for Information
Operations and Reports

KENTUCKY

FISCAL YEAR 1989

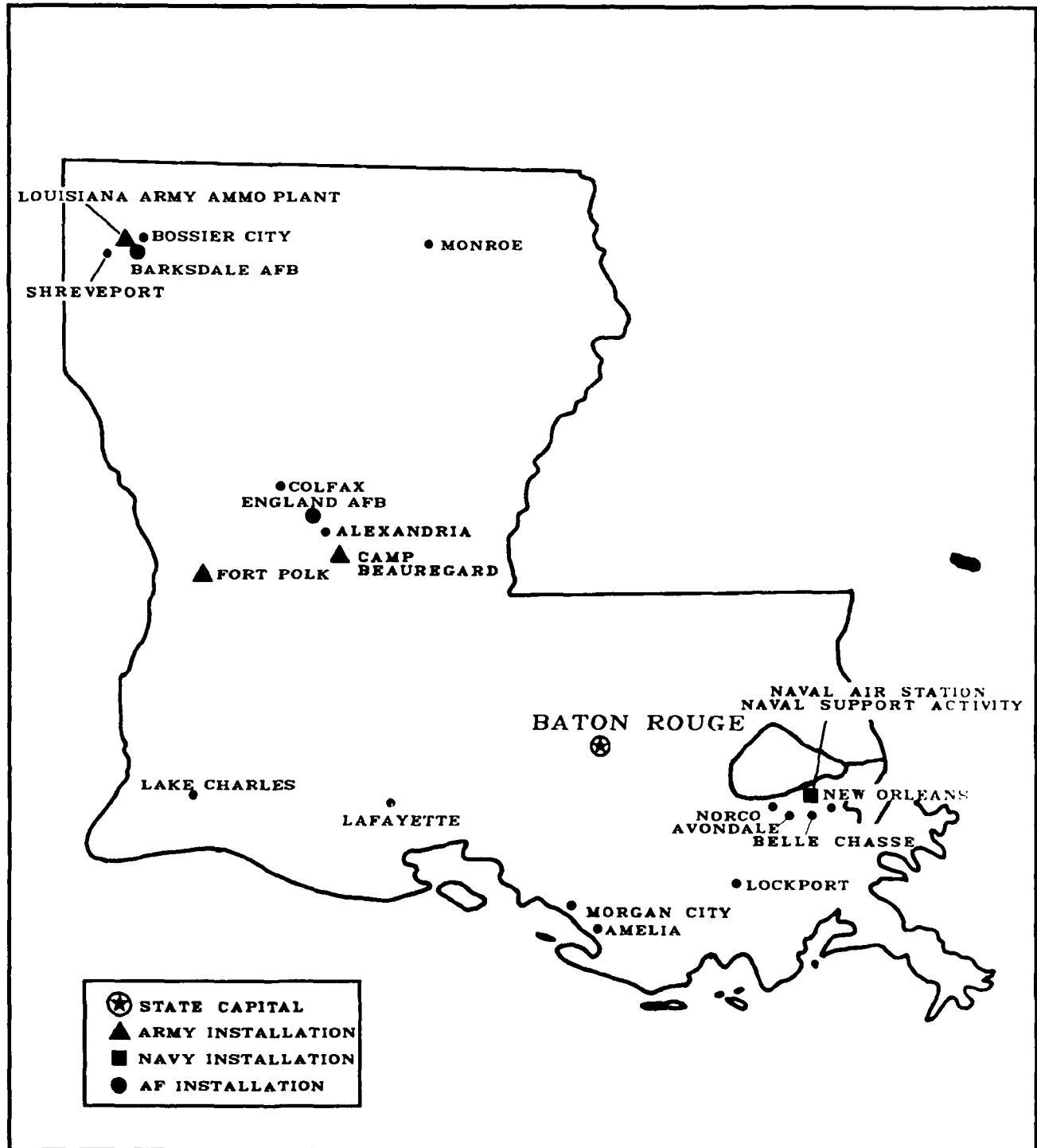
(DOLLARS IN THOUSANDS)

| Personnel/Expenditures | Total | Army | Navy & Marine Corps | Air Force | Other Defense Activities | | |
|---|--------------|---|---------------------|------------------------------|---------------------------------|----------------------|----------|
| I. Personnel - Total | 77,443 | 69,785 | 5,006 | 2,246 | 406 | | |
| Active Duty Military | 38,824 | 38,230 | 331 | 263 | 0 | | |
| Civilian | 14,030 | 11,050 | 2,341 | 233 | 406 | | |
| Reserve & National Guard | 24,589 | 20,505 | 2,334 | 1,750 | 0 | | |
| <hr/> | | | | | | | |
| II. Expenditures - Total | \$2,089,983 | \$1,735,588 | \$172,597 | \$89,218 | \$92,580 | | |
| A. Payroll Outlays - Total | 1,757,259 | 1,564,523 | 116,438 | 65,274 | 11,024 | | |
| Active Duty Military Pay | 1,093,166 | 1,080,052 | 7,226 | 5,888 | 0 | | |
| Civilian Pay | 350,445 | 261,785 | 71,272 | 6,364 | 11,024 | | |
| Reserve & National Guard Pay | 102,836 | 91,178 | 5,047 | 6,611 | 0 | | |
| Retired Military Pay | 210,812 | 131,508 | 32,893 | 46,411 | 0 | | |
| B. Prime Contracts Over \$25,000 Total | 332,724 | 171,065 | 56,159 | 23,944 | 81,556 | | |
| Supply Contracts | 141,423 | 25,604 | 17,188 | 17,536 | 81,095 | | |
| R&D Contracts | 3,889 | 3,317 | 226 | 346 | 0 | | |
| Service Contracts | 100,955 | 84,831 | 9,601 | 6,062 | 461 | | |
| Construction Contracts | 62,884 | 33,740 | 29,144 | 0 | 0 | | |
| Civil Function Contracts | 23,573 | 23,573 | 0 | 0 | 0 | | |
| <hr/> | | | | | | | |
| Major Locations of Expenditures | Expenditures | | | Major Locations of Personnel | Military and Civilian Personnel | | |
| | Total | Payroll Outlays | Prime Contracts | | Total | Active Duty Military | Civilian |
| Fort Campbell | \$733,113 | \$680,768 | \$52,345 | Fort Campbell | 23,833 | 21,106 | 2,727 |
| Fort Knox | 673,022 | 606,831 | 66,191 | Fort Knox | 22,075 | 17,071 | 5,004 |
| Louisville | 202,015 | 138,824 | 63,191 | Louisville | 3,995 | 414 | 3,581 |
| Lexington | 64,905 | 56,630 | 8,275 | Lexington | 1,718 | 85 | 1,633 |
| Florence | 30,500 | 1,187 | 29,313 | Richmond | 549 | 78 | 471 |
| Richmond | 21,646 | 20,868 | 778 | Frankfort | 372 | 37 | 335 |
| Radcliff | 20,280 | 20,280 | 0 | Glasgow | 23 | 0 | 23 |
| Frankfort | 19,132 | 18,820 | 312 | Louisia | 19 | 0 | 19 |
| Elizabethtown | 13,034 | 12,150 | 884 | Mammoth Cave Nat Pk | 17 | 0 | 17 |
| Belfry | 12,542 | 23 | 12,519 | Pineville | 16 | 0 | 16 |
| <hr/> | | | | | | | |
| Prime Contracts Over \$25,000 (Prior Three Years) | Total | Army | Navy & Marine Corps | Air Force | Other Defense Activities | | |
| Fiscal Year 1988 | \$397,344 | \$200,408 | \$27,094 | \$11,346 | \$158,496 | | |
| Fiscal Year 1987 | 462,067 | 244,677 | 19,735 | 19,980 | 177,675 | | |
| Fiscal Year 1986 | 557,188 | 260,516 | 19,807 | 22,233 | 254,632 | | |
| <hr/> | | | | | | | |
| Top Five Contractors Receiving the Largest Dollar Volume of Prime Contract Awards in this State | Total Amount | Major Area of Work | | | | | |
| | | FSC or Service Code Description | | | Amount | | |
| 1. PICKENS BOND CONSTRUCTION CO | \$29,089 | Other Industrial Buildings | | | \$29,069 | | |
| 2. KECO INDUSTRIES INC | 28,893 | Electrical Control Equipment | | | 10,313 | | |
| 3. THOMAS R S CONSTRUCTION CO | 14,235 | Other Airfield Structures | | | 9,670 | | |
| 4. ESCO CORPORATION | 12,323 | Warehouse Trks & Tractors, Self-propelled | | | 9,963 | | |
| 5. LOUISVILLE GAS & ELC COMPANY | 11,308 | Gas Services | | | 11,308 | | |
| Total of Above | \$95,848 | (28.8% of total awards over \$25,000) | | | | | |

Prepared by: Washington Headquarters Services
 Directorate for Information
 Operations and Reports

MAP NO. 19

LOUISIANA



Prepared By: Washington Headquarters Services
Directorate for Information
Operations and Reports

LOUISIANA

FISCAL YEAR 1989

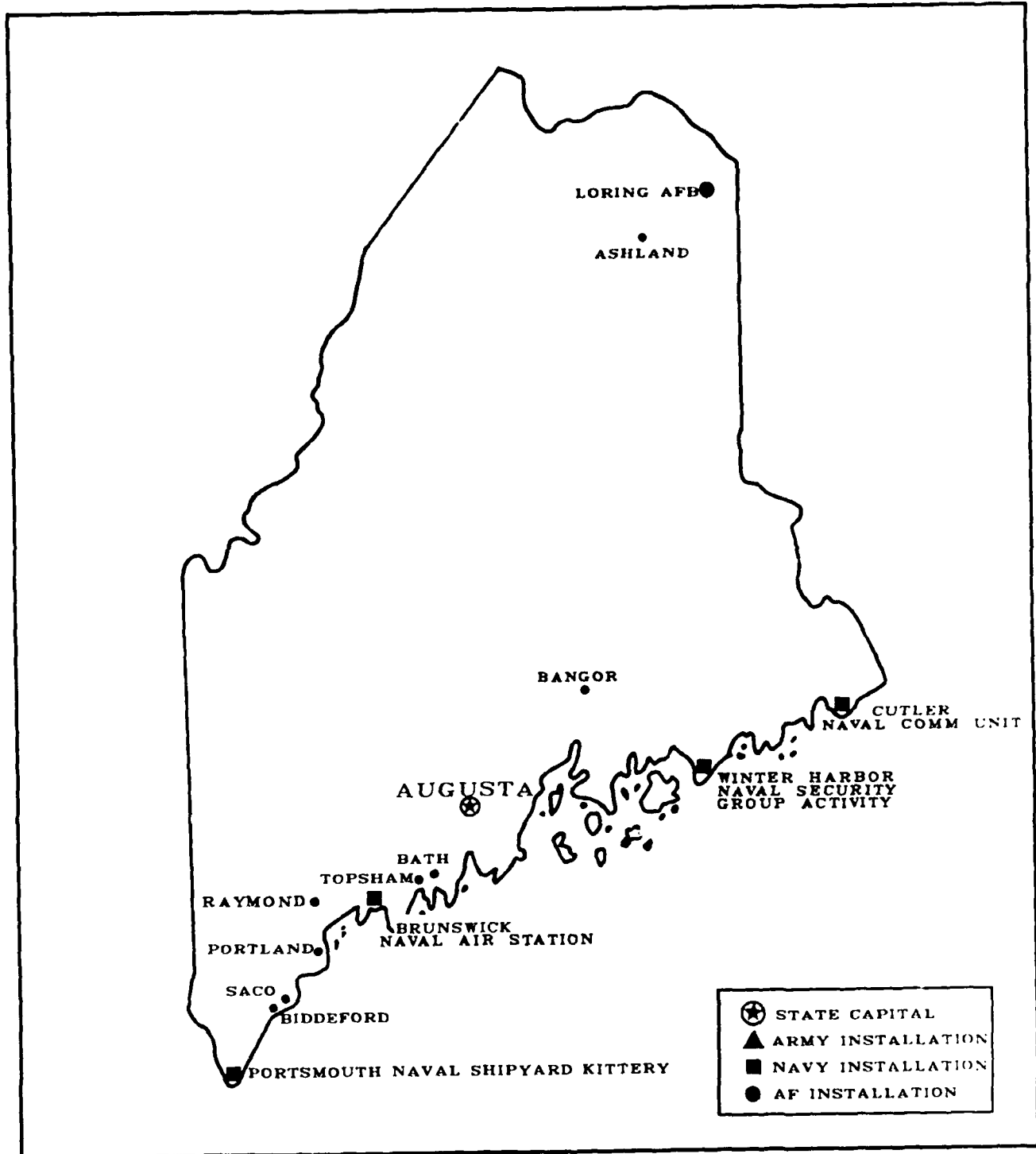
(DOLLARS IN THOUSANDS)

| Personnel/Expenditures | Total | Army | Navy & Marine Corps | Air Force | Other Defense Activities | | |
|---|--------------|---|---------------------|------------------------------|---------------------------------|----------------------|----------|
| I. Personnel - Total | 69,960 | 40,608 | 11,900 | 17,120 | 332 | | |
| Active Duty Military | 25,250 | 13,943 | 1,846 | 9,461 | 0 | | |
| Civilian | 8,501 | 3,950 | 1,970 | 2,249 | 332 | | |
| Reserve & National Guard | 36,209 | 22,715 | 8,084 | 5,410 | 0 | | |
| II. Expenditures - Total | \$3,037,275 | \$1,086,032 | \$1,164,735 | \$528,554 | \$257,954 | | |
| A. Payroll Outlays - Total | 1,343,788 | 725,103 | 187,046 | 422,289 | 9,350 | | |
| Active Duty Military Pay | 686,722 | 427,221 | 53,470 | 206,031 | 0 | | |
| Civilian Pay | 237,848 | 123,045 | 48,696 | 56,757 | 9,350 | | |
| Reserve & National Guard Pay | 111,654 | 70,166 | 23,762 | 17,726 | 0 | | |
| Retired Military Pay | 307,564 | 104,671 | 61,118 | 141,775 | 0 | | |
| B. Prime Contracts Over \$25,000 Total | 1,693,487 | 360,929 | 977,689 | 106,265 | 248,604 | | |
| Supply Contracts | 1,171,799 | 10,670 | 906,436 | 13,671 | 241,022 | | |
| R&D Contracts | 8,935 | 576 | 1,528 | 531 | 6,300 | | |
| Service Contracts | 278,363 | 121,416 | 64,398 | 91,267 | 1,282 | | |
| Construction Contracts | 12,542 | 6,419 | 5,327 | 796 | 0 | | |
| Civil Function Contracts | 221,848 | 221,848 | 0 | 0 | 0 | | |
| Major Locations of Expenditures | Expenditures | | | Major Locations of Personnel | Military and Civilian Personnel | | |
| | Total | Payroll Outlays | Prime Contracts | | Total | Active Duty Military | Civilian |
| New Orleans | \$1,016,304 | \$184,348 | \$831,956 | Fort Polk | 16,150 | 13,754 | 2,396 |
| Fort Polk | 508,235 | 487,400 | 20,835 | Barksdale AFB | 7,322 | 6,166 | 1,156 |
| Bossier City | 227,943 | 208,085 | 19,858 | New Orleans | 4,671 | 1,527 | 3,144 |
| Shreveport | 154,001 | 35,948 | 118,053 | England AFB | 3,644 | 3,146 | 498 |
| Lake Charles | 140,161 | 12,989 | 127,172 | Belle Chasse | 929 | 437 | 492 |
| Baton Rouge | 123,595 | 18,201 | 105,394 | Camp Beauregard | 165 | 0 | 165 |
| Louisiana AAP | 102,724 | 0 | 102,724 | Shreveport | 163 | 41 | 122 |
| England AFB | 94,194 | 78,603 | 15,591 | Baton Rouge | 124 | 62 | 62 |
| Amelia | 72,888 | 204 | 72,684 | Lake Charles | 93 | 30 | 63 |
| Avondale | 45,047 | 0 | 45,047 | Monroe | 73 | 12 | 61 |
| Prime Contracts Over \$25,000 (Prior Three Years) | Total | Army | Navy & Marine Corps | Air Force | Other Defense Activities | | |
| Fiscal Year 1988 | \$1,438,736 | \$391,022 | \$713,494 | \$71,025 | \$263,195 | | |
| Fiscal Year 1987 | 1,685,391 | 484,969 | 895,253 | 30,396 | 274,773 | | |
| Fiscal Year 1986 | 1,497,656 | 393,969 | 521,966 | 65,955 | 515,766 | | |
| Top Five Contractors Receiving the Largest Dollar Volume of Prime Contract Awards in this State | Total Amount | Major Area of Work | | | | | |
| | | FSC or Service Code Description | Amount | | | | |
| 1. AVONDALE INDUSTRIES INC | \$832,161 | Cargo and Tanker Vessels | \$750,410 | | | | |
| 2. THIOKOL CORPORATION | 95,987 | Operation/Ammunition Facilities | 95,987 | | | | |
| 3. EXXON CORPORATION | 95,203 | Liquid Propellants & Fuel, Petroleum Base | 95,023 | | | | |
| 4. MCDERMOTT INTERNATIONAL INC | 78,732 | Miscellaneous Vessels | 72,432 | | | | |
| 5. CALCASIEU REFINING COMPANY | 66,315 | Liquid Propellants & Fuel, Petroleum Base | 66,315 | | | | |
| Total of Above | \$1,168,398 | (69.0% of total awards over \$25,000) | | | | | |

Prepared by: Washington Headquarters Services
Directorate for Information
Operations and Reports

MAP NO. 20

MAINE



Prepared By: Washington Headquarters Services
Directorate for Information
Operations and Reports

MAINE

FISCAL YEAR 1989

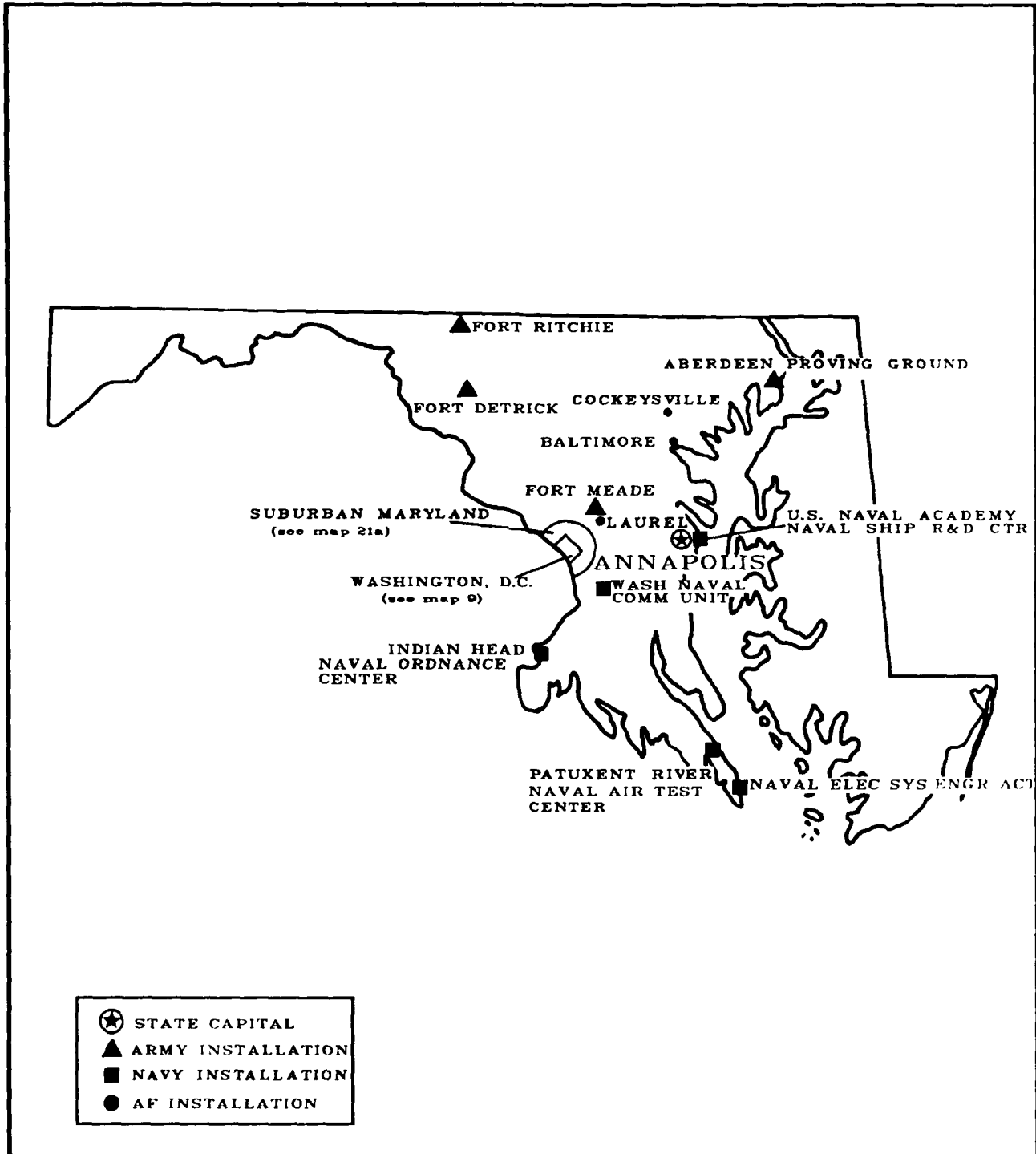
(DOLLARS IN THOUSANDS)

| Personnel/Expenditures | Total | Army | Navy & Marine Corps | Air Force | Other Defense Activities | | |
|---|--------------|---|---------------------|------------------------------|---------------------------------|----------------------|----------|
| I. Personnel - Total | 26,727 | 6,895 | 13,484 | 6,273 | 75 | | |
| Active Duty Military | 5,585 | 124 | 1,864 | 3,597 | 0 | | |
| Civilian | 10,746 | 321 | 9,518 | 832 | 75 | | |
| Reserve & National Guard | 10,396 | 6,450 | 2,102 | 1,844 | 0 | | |
| II. Expenditures - Total | \$1,009,684 | \$131,697 | \$678,580 | \$177,005 | \$22,402 | | |
| A. Payroll Outlays - Total | 639,673 | 64,660 | 426,774 | 146,023 | 2,216 | | |
| Active Duty Military Pay | 182,335 | 3,522 | 101,773 | 77,040 | 0 | | |
| Civilian Pay | 307,916 | 9,074 | 274,731 | 21,895 | 2,216 | | |
| Reserve & National Guard Pay | 31,304 | 19,834 | 4,055 | 7,415 | 0 | | |
| Retired Military Pay | 118,118 | 32,230 | 46,215 | 39,673 | 0 | | |
| B. Prime Contracts Over \$25,000 Total | 370,011 | 67,037 | 251,806 | 30,982 | 20,186 | | |
| Supply Contracts | 258,139 | 38,741 | 193,422 | 7,408 | 18,568 | | |
| R&D Contracts | 6,477 | 2,406 | 1,798 | 2,073 | 200 | | |
| Service Contracts | 98,003 | 24,203 | 53,927 | 18,455 | 1,418 | | |
| Construction Contracts | 7,007 | 1,302 | 2,659 | 3,046 | 0 | | |
| Civil Function Contracts | 385 | 385 | 0 | 0 | 0 | | |
| Major Locations of Expenditures | Expenditures | | | Major Locations of Personnel | Military and Civilian Personnel | | |
| | Total | Payroll Outlays | Prime Contracts | | Total | Active Duty Military | Civilian |
| Kittery | \$253,315 | \$253,315 | \$0 | Kittery | 8,620 | 119 | 8,501 |
| Bath | 233,956 | 21,293 | 212,663 | Loring AFB | 3,768 | 3,244 | 524 |
| Loring AFB | 118,907 | 83,969 | 34,938 | Brunswick | 1,632 | 1,167 | 465 |
| Brunswick | 96,010 | 93,578 | 2,432 | Bangor | 622 | 268 | 354 |
| Saco | 43,299 | 2,088 | 41,211 | Winter Harbor | 436 | 364 | 72 |
| Portland | 29,224 | 12,727 | 16,497 | Bath | 403 | 59 | 344 |
| Bangor | 19,374 | 15,853 | 3,521 | Cutler | 231 | 114 | 117 |
| Biddeford | 9,524 | 788 | 8,736 | Augusta | 216 | 10 | 206 |
| South Portland | 9,446 | 4,538 | 4,908 | Topsham | 155 | 108 | 47 |
| Winter Harbor | 9,407 | 8,963 | 444 | Ashland | 65 | 64 | 1 |
| Prime Contracts Over \$25,000 (Prior Three Years) | Total | Army | Navy & Marine Corps | Air Force | Other Defense Activities | | |
| Fiscal Year 1988 | \$517,879 | \$29,646 | \$447,707 | \$21,727 | \$18,799 | | |
| Fiscal Year 1987 | 830,458 | 40,186 | 746,980 | 24,274 | 19,018 | | |
| Fiscal Year 1986 | 584,195 | 33,964 | 500,978 | 20,304 | 23,949 | | |
| Top Five Contractors Receiving the Largest Dollar Volume of Prime Contract Awards in this State | Total Amount | Major Area of Work | | | | | |
| | | FSC or Service Code Description | Amount | | | | |
| 1. BATH HOLDING CORPORATION | \$217,783 | Destroyers | \$157,459 | | | | |
| 2. DUCHOSSOIS ENTERPRISES INC | 41,143 | Guns, Over 30 mm Up To 75 mm | 28,090 | | | | |
| 3. SARGENT H E INC | 12,137 | Maint/Other Airfield Structures | 12,137 | | | | |
| 4. COMBUSTION ENGINEERING INC | 9,334 | Other Environ Svcs, Studies, & Analytical | 4,687 | | | | |
| 5. FIBER MATERIALS INC | 8,216 | Guided Missile Subsystems | 6,662 | | | | |
| Total of Above | \$288,613 | (78.0% of total awards over \$25,000) | | | | | |

Prepared by: Washington Headquarters Services
 Directorate for Information
 Operations and Reports

MAP NO. 21

MARYLAND



Prepared By: Washington Headquarters Service
Directorate for Information
Operations and Reports

MARYLAND

FISCAL YEAR 1989

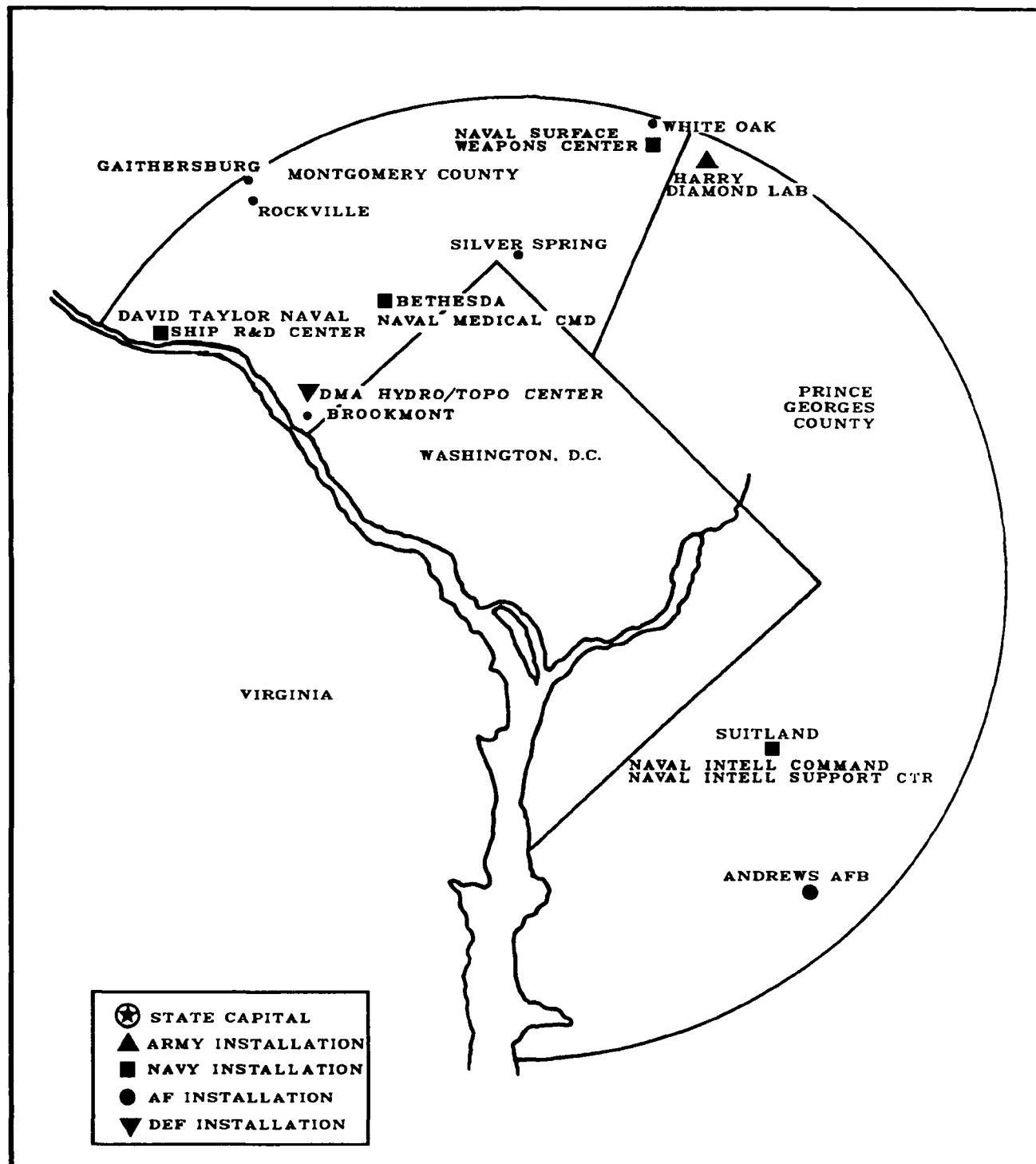
(DOLLARS IN THOUSANDS)

| Personnel/Expenditures | Total | Army | Navy & Marine Corps | Air Force | Other Defense Activities | | |
|---|--------------|--|---------------------|------------------------------|---------------------------------|----------------------|----------|
| I. Personnel - Total | 116,429 | 53,864 | 37,511 | 19,509 | 5,545 | | |
| Active Duty Military | 36,566 | 12,380 | 15,392 | 8,794 | 0 | | |
| Civilian | 43,656 | 17,731 | 16,798 | 3,582 | 5,545 | | |
| Reserve & National Guard | 36,207 | 23,753 | 5,321 | 7,133 | 0 | | |
| II. Expenditures - Total | \$6,827,549 | \$1,842,955 | \$2,909,029 | \$1,578,282 | \$497,283 | | |
| A. Payroll Outlays - Total | 2,956,671 | 1,200,287 | 1,087,133 | 489,648 | 179,603 | | |
| Active Duty Military Pay | 898,527 | 351,592 | 321,319 | 225,616 | 0 | | |
| Civilian Pay | 1,378,780 | 528,647 | 568,780 | 101,750 | 179,603 | | |
| Reserve & National Guard Pay | 142,181 | 92,639 | 28,008 | 21,534 | 0 | | |
| Retired Military Pay | 537,183 | 227,409 | 169,026 | 140,748 | 0 | | |
| B. Prime Contracts Over \$25,000 Total | 3,870,878 | 642,668 | 1,821,896 | 1,088,634 | 317,680 | | |
| Supply Contracts | 1,380,078 | 231,758 | 422,543 | 607,318 | 118,459 | | |
| R&D Contracts | 880,998 | 89,381 | 530,653 | 196,534 | 64,430 | | |
| Service Contracts | 1,454,215 | 214,501 | 820,520 | 284,450 | 134,744 | | |
| Construction Contracts | 129,206 | 80,647 | 48,180 | 332 | 47 | | |
| Civil Function Contracts | 26,381 | 26,381 | 0 | 0 | 0 | | |
| Major Locations of Expenditures | Expenditures | | | Major Locations of Personnel | Military and Civilian Personnel | | |
| | Total | Payroll Outlays | Prime Contracts | | Total | Active Duty Military | Civilian |
| Baltimore | \$903,296 | \$65,332 | \$837,964 | Aberdeen Prov Grnd | 13,001 | 4,604 | 8,397 |
| Bethesda | 533,932 | 275,763 | 258,169 | Fort Meade | 12,073 | 8,373 | 3,700 |
| Aberdeen Prov Grnd | 519,000 | 408,432 | 110,568 | Andrews AFB | 9,295 | 6,111 | 3,184 |
| Rockville | 369,185 | 17,655 | 351,530 | Annapolis | 8,927 | 6,054 | 2,873 |
| Fort Meade | 351,686 | 340,610 | 11,076 | Bethesda | 8,392 | 3,925 | 4,467 |
| Laurel | 346,619 | 12,949 | 333,670 | Patuxent River NATC | 6,052 | 2,677 | 3,375 |
| Andrews AFB | 333,189 | 265,012 | 68,177 | Indian Head | 3,627 | 509 | 3,118 |
| Annapolis | 330,948 | 188,394 | 142,554 | Brookmont | 3,021 | 24 | 2,997 |
| Silver Spring | 312,234 | 25,834 | 286,400 | Fort Detrick | 2,323 | 884 | 1,439 |
| Patuxent River NATC | 274,433 | 188,269 | 86,164 | Fort Ritchie | 2,138 | 1,140 | 998 |
| Prime Contracts Over \$25,000 (Prior Three Years) | Total | Army | Navy & Marine Corps | Air Force | Other Defense Activities | | |
| Fiscal Year 1988 | \$4,270,989 | \$599,983 | \$2,000,873 | \$1,266,659 | \$403,474 | | |
| Fiscal Year 1987 | 4,752,454 | 630,939 | 2,032,958 | 1,279,205 | 809,352 | | |
| Fiscal Year 1986 | 4,536,515 | 734,029 | 1,788,698 | 1,246,216 | 767,572 | | |
| Top Five Contractors Receiving the Largest Dollar Volume of Prime Contract Awards in this State | Total Amount | Major Area of Work | | | | | |
| | | FSC or Service Code Description | Amount | | | | |
| 1. WESTINGHOUSE ELECTRIC CORP | \$656,810 | Radar Equipment, Airborne | \$300,014 | | | | |
| 2. JOHNS HOPKINS UNIVERSITY | 328,199 | RDTE/Weapons-Engineering Development | 290,869 | | | | |
| 3. ALLIED SIGNAL INC | 243,324 | Fuses and Primers | 71,716 | | | | |
| 4. PENN CENTRAL CORPORATION | 203,551 | Engineering Technical Services | 52,492 | | | | |
| 5. MARTIN MARIETTA CORPORATION | 181,131 | Launchers, Guided Missile | 88,683 | | | | |
| Total of Above | \$1,613,015 | (41.7% of total awards over \$25,000) | | | | | |

Prepared by: Washington Headquarters Services
 Directorate for Information
 Operations and Reports

MAP NO. 21a

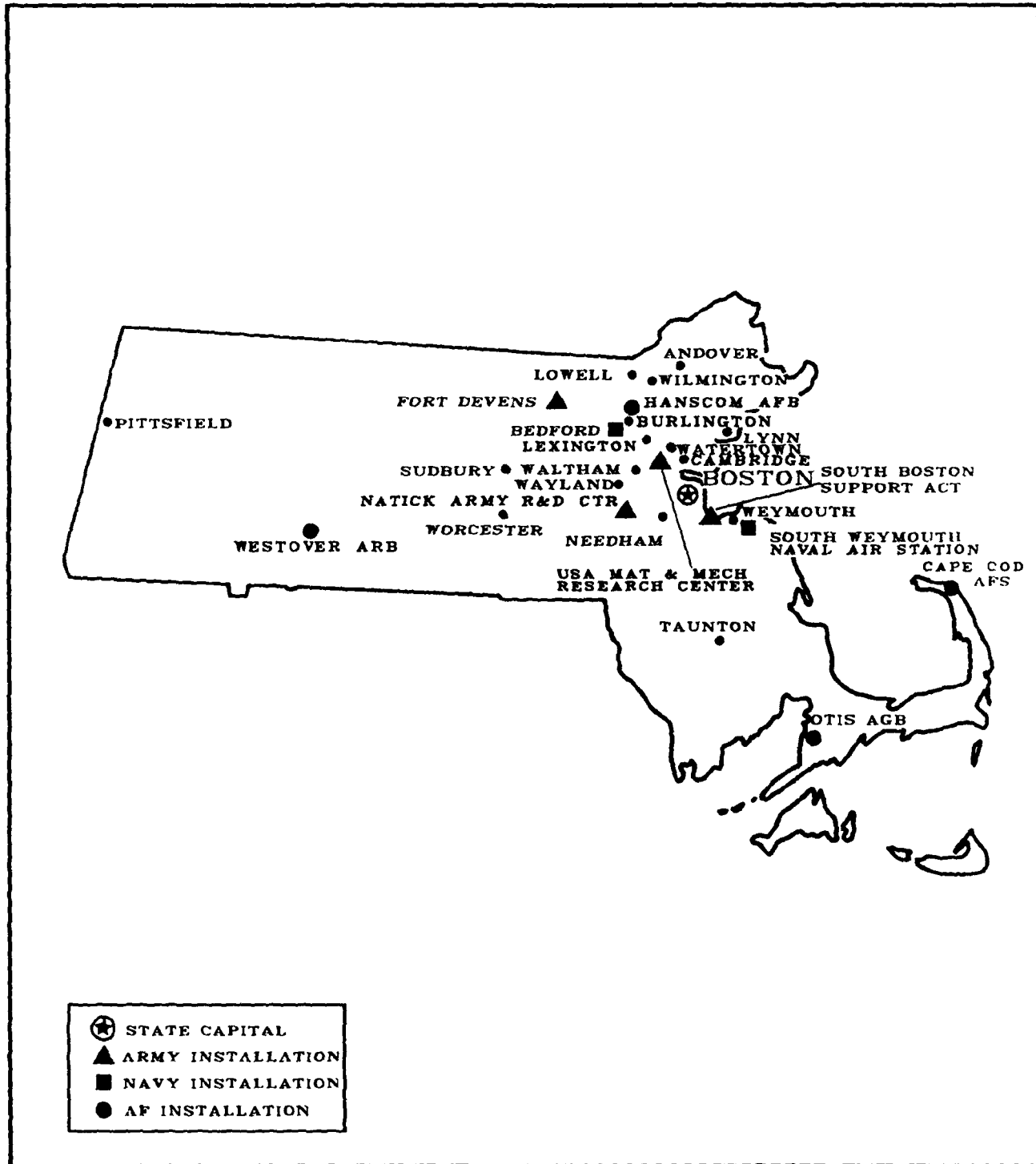
SUBURBAN MARYLAND



Prepared By: Washington Headquarters Services
Directorate for Information
Operations and Reports

MAP NO. 22

MASSACHUSETTS



Prepared By: Washington Headquarters Services
Directorate for Information
Operations and Reports

MASSACHUSETTS

FISCAL YEAR 1989

(DOLLARS IN THOUSANDS)

| Personnel/Expenditures | Total | Army | Navy & Marine Corps | Air Force | Other Defense Activities |
|--|-------------|-------------|---------------------|-------------|--------------------------|
| I. Personnel - Total | 59,817 | 34,018 | 10,134 | 13,657 | 2,008 |
| Active Duty Military | 9,655 | 5,659 | 1,203 | 2,793 | 0 |
| Civilian | 12,163 | 5,081 | 842 | 4,232 | 2,008 |
| Reserve & National Guard | 37,999 | 23,278 | 8,089 | 6,632 | 0 |
| II. Expenditures - Total | \$9,798,309 | \$4,933,751 | \$2,333,364 | \$2,266,406 | \$264,788 |
| A. Payroll Outlays - Total | 1,040,842 | 510,406 | 162,549 | 311,677 | 56,210 |
| Active Duty Military Pay | 283,266 | 174,432 | 32,955 | 75,879 | 0 |
| Civilian Pay | 367,011 | 144,456 | 28,890 | 137,455 | 56,210 |
| Reserve & National Guard Pay | 145,629 | 96,901 | 27,611 | 21,117 | 0 |
| Retired Military Pay | 244,936 | 94,617 | 73,093 | 77,226 | 0 |
| B. Prime Contracts Over \$25,000 Total | 8,757,467 | 4,423,345 | 2,170,815 | 1,954,729 | 208,578 |
| Supply Contracts | 5,803,921 | 3,764,484 | 1,343,166 | 588,388 | 107,883 |
| R&D Contracts | 2,024,198 | 290,232 | 553,224 | 1,124,603 | 56,139 |
| Service Contracts | 876,621 | 336,228 | 270,958 | 224,879 | 44,556 |
| Construction Contracts | 39,268 | 18,942 | 3,467 | 16,859 | 0 |
| Civil Function Contracts | 13,459 | 13,459 | 0 | 0 | 0 |

| Major Locations of Expenditures | Expenditures | | | Major Locations of Personnel | Military and Civilian Personnel | | |
|---------------------------------|--------------|-----------------|-----------------|------------------------------|---------------------------------|----------------------|----------|
| | Total | Payroll Outlays | Prime Contracts | | Total | Active Duty Military | Civilian |
| Taunton | \$2,036,477 | \$3,223 | \$2,033,254 | Fort Devens | 7,719 | 5,872 | 1,847 |
| Andover | 1,041,645 | 3,359 | 1,038,286 | L. G. Hanscom AFB | 4,440 | 2,101 | 2,339 |
| Lynn | 822,416 | 8,746 | 813,670 | Boston | 2,316 | 689 | 1,627 |
| Bedford | 699,412 | 0 | 699,412 | Natick | 1,534 | 164 | 1,370 |
| Pittsfield | 518,912 | 7,680 | 511,232 | Westover AFB | 959 | 35 | 924 |
| Lowell | 453,398 | 4,637 | 448,761 | Waltham | 802 | 6 | 796 |
| Lexington | 421,978 | 0 | 421,978 | Watertown | 704 | 5 | 699 |
| Wayland | 346,284 | 1,852 | 344,432 | Weymouth | 515 | 293 | 222 |
| Cambridge | 290,110 | 7,249 | 282,861 | Burlington | 511 | 8 | 503 |
| Fort Devens | 270,122 | 248,510 | 21,612 | Otis Air Force Base | 425 | 102 | 323 |

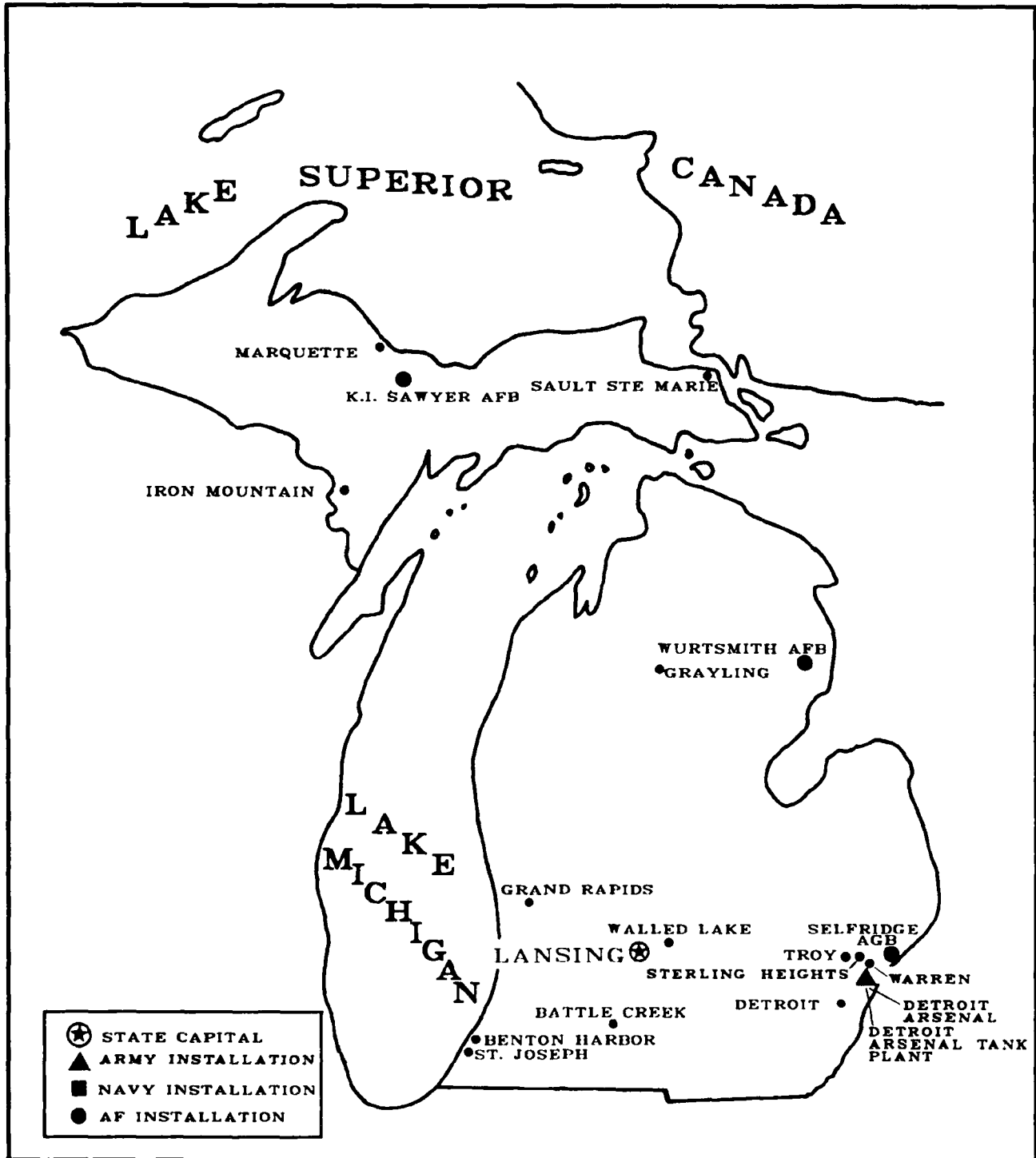
| Prime Contracts Over \$25,000 (Prior Three Years) | Total | Army | Navy & Marine Corps | Air Force | Other Defense Activities |
|---|-------------|-------------|---------------------|-------------|--------------------------|
| Fiscal Year 1988 | \$7,212,149 | \$2,149,841 | \$2,460,355 | \$2,393,486 | \$208,467 |
| Fiscal Year 1987 | 8,685,102 | 3,391,500 | 2,680,314 | 2,264,997 | 348,291 |
| Fiscal Year 1986 | 8,734,860 | 3,547,517 | 2,655,325 | 2,105,200 | 426,818 |

| Top Five Contractors Receiving the Largest Dollar Volume of Prime Contract Awards in this State | Total Amount | Major Area of Work | |
|---|--------------|--|-----------|
| | | FSC or Service Code Description | Amount |
| 1. RAYTHEON COMPANY | \$2,659,440 | Guided Missile Handling & Servicing Equip | \$872,043 |
| 2. GTE CORPORATION | 2,236,928 | Miscellaneous Communication Equipment | 2,106,864 |
| 3. GENERAL ELECTRIC CO | 1,437,636 | Gas Turbines and Jet Engines, Acft & Comps | 680,960 |
| 4. MASSACHUSETTS INST OF TECHNOLOGY | 412,429 | RDTE/Other Research & Development-Advanced | 378,773 |
| 5. MITRE CORPORATION | 381,144 | RDTE/Other Research & Development-Engr Dev | 381,144 |
| Total of Above | \$7,127,577 | (81.4% of total awards over \$25,000) | |

Prepared by: Washington Headquarters Services
Directorate for Information
Operations and Reports

MAP NO. 23

MICHIGAN



Prepared By: Washington Headquarters Services
Directorate for Information
Operations and Reports

MICHIGAN

FISCAL YEAR 1989

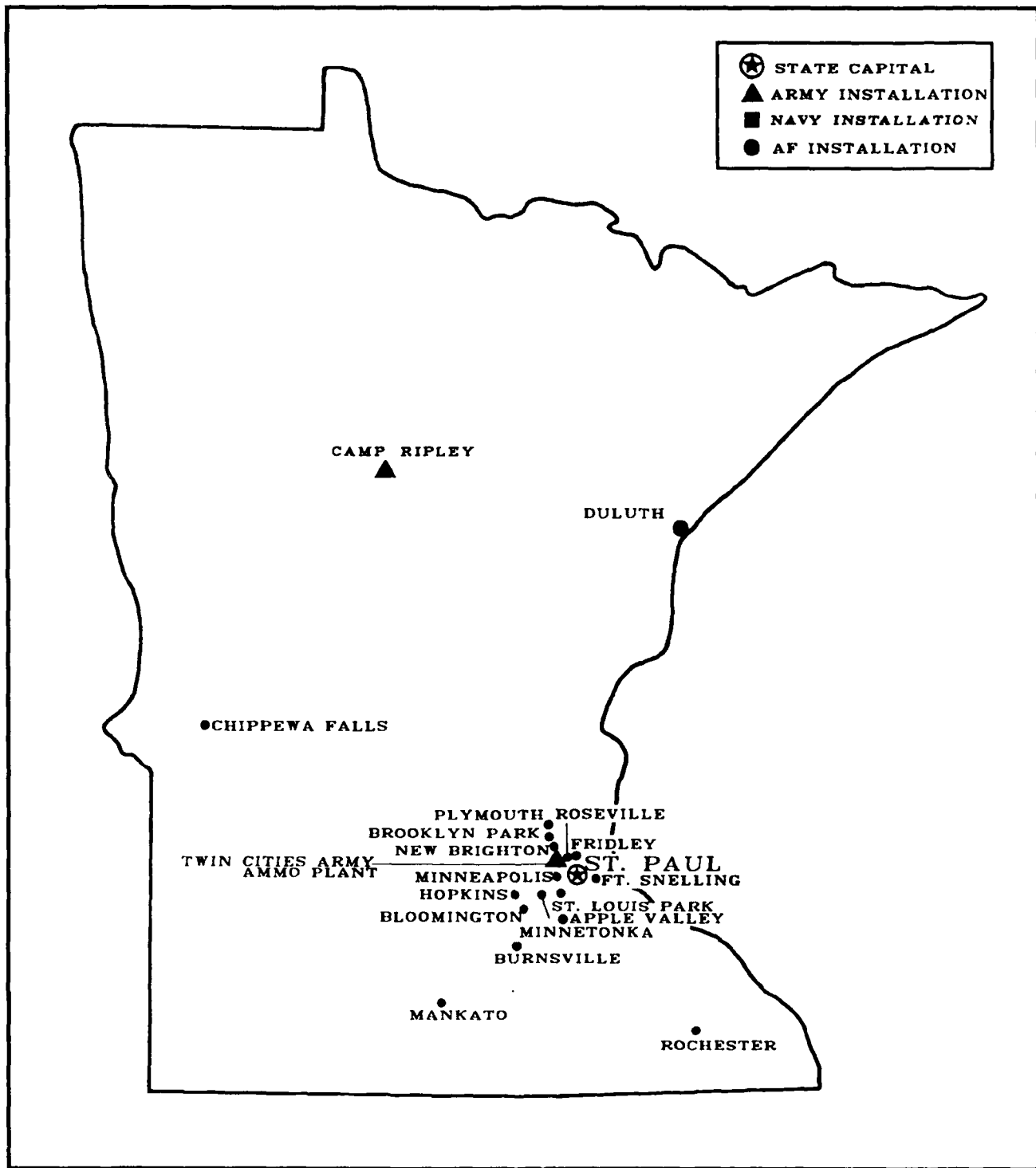
(DOLLARS IN THOUSANDS)

| Personnel/Expenditures | Total | Army | Navy & Marine Corps | Air Force | Other Defense Activities | | |
|---|--------------|---|---------------------|------------------------------|---------------------------------|----------------------|----------|
| I. Personnel - Total | 68,152 | 40,304 | 10,592 | 15,295 | 1,961 | | |
| Active Duty Military | 8,648 | 879 | 698 | 7,071 | 0 | | |
| Civilian | 13,140 | 8,779 | 95 | 2,305 | 1,961 | | |
| Reserve & National Guard | 46,364 | 30,646 | 9,799 | 5,919 | 0 | | |
| II. Expenditures - Total | \$2,151,308 | \$966,489 | \$271,879 | \$727,189 | \$185,751 | | |
| A. Payroll Outlays - Total | 885,377 | 408,393 | 94,673 | 324,881 | 57,430 | | |
| Active Duty Military Pay | 188,637 | 24,962 | 14,581 | 149,094 | 0 | | |
| Civilian Pay | 367,889 | 230,334 | 2,264 | 77,861 | 57,430 | | |
| Reserve & National Guard Pay | 114,947 | 70,778 | 24,221 | 19,948 | 0 | | |
| Retired Military Pay | 213,904 | 82,319 | 53,607 | 77,978 | 0 | | |
| B. Prime Contracts Over \$25,000 Total | 1,265,931 | 558,096 | 177,206 | 402,308 | 128,321 | | |
| Supply Contracts | 699,315 | 200,783 | 154,937 | 232,998 | 110,597 | | |
| R&D Contracts | 298,015 | 242,205 | 15,538 | 33,702 | 6,570 | | |
| Service Contracts | 239,060 | 92,451 | 6,387 | 129,068 | 11,154 | | |
| Construction Contracts | 19,326 | 12,442 | 344 | 6,540 | 0 | | |
| Civil Function Contracts | 10,215 | 10,215 | 0 | 0 | 0 | | |
| Major Locations of Expenditures | Expenditures | | | Major Locations of Personnel | Military and Civilian Personnel | | |
| | Total | Payroll Outlays | Prime Contracts | | Total | Active Duty Military | Civilian |
| Warren | \$250,957 | \$185,263 | \$65,694 | Warren | 6,091 | 14 | 6,077 |
| Sterling Heights | 235,141 | 2,280 | 232,861 | K. I. Sawyer AFB | 4,026 | 3,546 | 480 |
| Grand Rapids | 177,395 | 9,951 | 167,444 | Wurtsmith AFB | 3,715 | 3,310 | 405 |
| St. Joseph | 117,731 | 981 | 116,750 | Detroit | 2,183 | 907 | 1,276 |
| K. I. Sawyer AFB | 105,049 | 86,283 | 18,766 | Battle Creek | 2,034 | 34 | 2,000 |
| Wurtsmith AFB | 101,876 | 79,131 | 22,745 | Selfridge ANGB | 1,303 | 230 | 1,073 |
| Detroit | 88,031 | 53,734 | 34,297 | Lansing | 789 | 345 | 444 |
| Selfridge ANGB | 77,930 | 60,467 | 17,463 | Sterling Heights | 333 | 0 | 333 |
| Battle Creek | 77,365 | 61,911 | 15,454 | Sault Ste. Marie | 201 | 0 | 201 |
| Iron Mountain | 46,770 | 1,585 | 45,185 | Grayling | 141 | 0 | 141 |
| Prime Contracts Over \$25,000 (Prior Three Years) | Total | Army | Navy & Marine Corps | Air Force | Other Defense Activities | | |
| Fiscal Year 1988 | \$1,270,454 | \$533,563 | \$247,653 | \$330,981 | \$158,257 | | |
| Fiscal Year 1987 | 1,865,981 | 993,281 | 334,849 | 348,156 | 189,695 | | |
| Fiscal Year 1986 | 2,353,102 | 1,651,278 | 254,839 | 280,007 | 166,978 | | |
| Top Five Contractors Receiving the Largest Dollar Volume of Prime Contract Awards in this State | Total Amount | Major Area of Work | | | | | |
| | | FSC or Service Code Description | Amount | | | | |
| 1. GENERAL DYNAMICS CORPORATION | \$252,517 | RDTE/Tank - Automotive-Engr Development | \$155,653 | | | | |
| 2. ZENITH ELECTRONICS CORPORATION | 150,202 | ADPE Configuration | 126,666 | | | | |
| 3. SMITHS INDUSTRIES PLC | 131,202 | Modification of Eq/Aircraft Comps & Accys | 81,876 | | | | |
| 4. OLDENBURG GROUP INC | 45,001 | Miscellaneous Vessels | 23,732 | | | | |
| 5. GENERAL MOTORS CORPORATION | 35,281 | Diesel Engines and Components | 18,970 | | | | |
| Total of Above | \$614,203 | (48.5% of total awards over \$25,000) | | | | | |

Prepared by: Washington Headquarters Services
Directorate for Information
Operations and Reports

MAP NO. 24

MINNESOTA



Prepared By: Washington Headquarters Services
Directorate for Information Operations and Reports

MINNESOTA

FISCAL YEAR 1989

(DOLLARS IN THOUSANDS)

| Personnel/Expenditures | Total | Army | Navy & Marine Corps | Air Force | Other Defense Activities |
|--|-------------|-----------|---------------------|-----------|--------------------------|
| I. Personnel - Total | 36,880 | 25,959 | 4,967 | 5,468 | 486 |
| Active Duty Military | 845 | 379 | 356 | 110 | 0 |
| Civilian | 3,620 | 2,185 | 124 | 825 | 486 |
| Reserve & National Guard | 32,415 | 23,395 | 4,487 | 4,533 | 0 |
| II. Expenditures - Total | \$2,104,044 | \$852,569 | \$937,695 | \$198,244 | \$115,536 |
| A. Payroll Outlays - Total | 330,070 | 162,442 | 60,652 | 92,186 | 14,790 |
| Active Duty Military Pay | 21,762 | 10,763 | 7,477 | 3,522 | 0 |
| Civilian Pay | 87,736 | 43,166 | 3,798 | 25,982 | 14,790 |
| Reserve & National Guard Pay | 94,021 | 62,470 | 12,798 | 18,753 | 0 |
| Retired Military Pay | 126,551 | 46,043 | 36,579 | 43,929 | 0 |
| B. Prime Contracts Over \$25,000 Total | 1,773,974 | 690,127 | 877,043 | 106,058 | 100,746 |
| Supply Contracts | 1,170,185 | 529,298 | 508,341 | 41,043 | 91,503 |
| R&D Contracts | 456,119 | 125,332 | 291,734 | 36,235 | 2,818 |
| Service Contracts | 131,677 | 19,504 | 76,968 | 28,780 | 6,425 |
| Construction Contracts | 3,206 | 3,206 | 0 | 0 | 0 |
| Civil Function Contracts | 12,787 | 12,787 | 0 | 0 | 0 |

| Major Locations of Expenditures | Expenditures | | | Major Locations of Personnel | Military and Civilian Personnel | | |
|---------------------------------|--------------|-----------------|-----------------|------------------------------|---------------------------------|----------------------|----------|
| | Total | Payroll Outlays | Prime Contracts | | Total | Active Duty Military | Civilian |
| Minneapolis | \$479,343 | \$47,548 | \$431,795 | St. Paul | 1,535 | 45 | 1,490 |
| St. Paul | 409,262 | 47,804 | 361,458 | Minneapolis | 1,111 | 400 | 711 |
| Hopkins | 279,961 | 2,526 | 277,435 | Ft. Snelling Mil Res | 543 | 308 | 235 |
| Brooklyn Park | 213,344 | 1,949 | 211,395 | Duluth | 359 | 13 | 346 |
| New Brighton | 164,120 | 3,007 | 161,113 | Camp Ripley | 332 | 0 | 332 |
| Minnetonka | 84,734 | 1,514 | 83,220 | Fridley | 87 | 2 | 85 |
| Twin Cities AAP | 70,735 | 0 | 70,735 | New Brighton | 86 | 0 | 86 |
| Chippewa Falls | 27,553 | 0 | 27,553 | Mankato | 32 | 9 | 23 |
| Duluth | 26,959 | 17,756 | 9,203 | Bloomington | 28 | 1 | 27 |
| Apple Valley | 18,199 | 17,718 | 481 | Rochester | 25 | 10 | 15 |

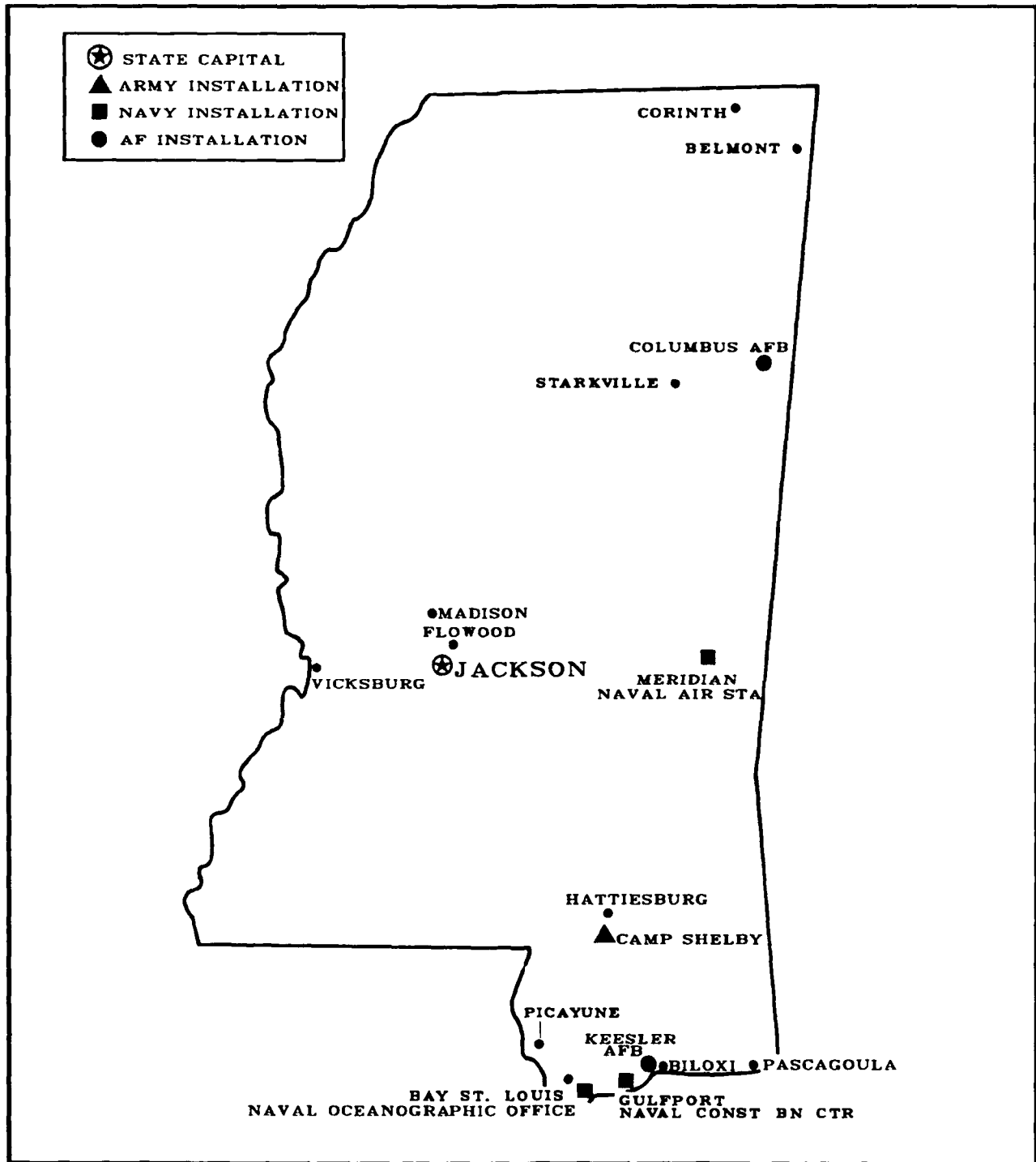
| Prime Contracts Over \$25,000 (Prior Three Years) | Total | Army | Navy & Marine Corps | Air Force | Other Defense Activities |
|---|-------------|-----------|---------------------|-----------|--------------------------|
| Fiscal Year 1988 | \$2,082,759 | \$827,829 | \$983,383 | \$152,895 | \$118,652 |
| Fiscal Year 1987 | 2,426,194 | 667,690 | 1,248,578 | 320,241 | 189,685 |
| Fiscal Year 1986 | 2,354,596 | 616,050 | 1,140,389 | 488,893 | 109,264 |

| Top Five Contractors Receiving the Largest Dollar Volume of Prime Contract Awards in this State | Total Amount | Major Area of Work | |
|---|--------------|--|-----------|
| | | FSC or Service Code Description | Amount |
| 1. HONEYWELL INC | \$877,343 | RDTE/Weapons-Engineering Development | \$259,859 |
| 2. UNISYS CORPORATION | 265,433 | Electronic Modules | 108,703 |
| 3. FMC CORPORATION | 186,945 | Launchers, Guided Missile | 122,638 |
| 4. CONTROL DATA CORPORATION | 121,189 | Miscellaneous Communication Equipment | 50,328 |
| 5. CRAY RESEARCH INC | 38,655 | ADPE Configuration | 35,893 |
| Total of Above | \$1,489,565 | (84.0% of total awards over \$25,000) | |

Prepared by: Washington Headquarters Services
 Directorate for Information
 Operations and Reports

MAP NO. 25

MISSISSIPPI



Prepared By: Washington Headquarters Service
Directorate for Information
Operations and Reports

MISSISSIPPI

FISCAL YEAR 1989

(DOLLARS IN THOUSANDS)

| Personnel/Expenditures | Total | Army | Navy & Marine Corps | Air Force | Other Defense Activities |
|--|-------------|-----------|---------------------|-----------|--------------------------|
| I. Personnel - Total | 53,879 | 27,132 | 7,803 | 18,731 | 213 |
| Active Duty Military | 14,664 | 450 | 3,097 | 11,117 | 0 |
| Civilian | 13,260 | 7,001 | 2,925 | 3,121 | 213 |
| Reserve & National Guard | 25,955 | 19,681 | 1,781 | 4,493 | 0 |
| II. Expenditures - Total | \$2,250,615 | \$596,979 | \$1,123,705 | \$492,893 | \$37,038 |
| A. Payroll Outlays - Total | 1,016,057 | 284,506 | 298,077 | 426,693 | 6,781 |
| Active Duty Military Pay | 379,785 | 12,782 | 143,366 | 223,637 | 0 |
| Civilian Pay | 312,429 | 138,849 | 91,202 | 75,597 | 6,781 |
| Reserve & National Guard Pay | 89,776 | 66,865 | 4,280 | 18,631 | 0 |
| Retired Military Pay | 234,067 | 66,010 | 59,229 | 108,828 | 0 |
| B. Prime Contracts Over \$25,000 Total | 1,234,558 | 312,473 | 825,628 | 66,200 | 30,257 |
| Supply Contracts | 694,104 | 19,130 | 632,770 | 12,595 | 29,609 |
| R&D Contracts | 2,914 | 1,138 | 1,515 | 261 | 0 |
| Service Contracts | 429,638 | 208,523 | 167,602 | 52,865 | 648 |
| Construction Contracts | 34,034 | 9,814 | 23,741 | 479 | 0 |
| Civil Function Contracts | 73,868 | 73,868 | 0 | 0 | 0 |

| Major Locations of Expenditures | Expenditures | | | Major Locations of Personnel | Military and Civilian Personnel | | |
|---------------------------------|--------------|-----------------|-----------------|------------------------------|---------------------------------|----------------------|----------|
| | Total | Payroll Outlays | Prime Contracts | | Total | Active Duty Military | Civilian |
| Pascagoula | \$738,836 | \$36,796 | \$702,040 | Keesler AFB | 11,452 | 9,228 | 2,224 |
| Biloxi | 300,883 | 265,029 | 35,854 | Vicksburg | 4,939 | 28 | 4,911 |
| Gulfport | 187,184 | 123,894 | 63,290 | Meridian | 2,583 | 1,916 | 667 |
| Picayune | 145,597 | 2,939 | 142,658 | Columbus AFB | 2,251 | 1,853 | 398 |
| Vicksburg | 138,626 | 100,600 | 38,026 | Gulfport | 1,892 | 989 | 903 |
| Jackson | 88,620 | 29,891 | 58,729 | Bay St. Louis | 1,553 | 84 | 1,469 |
| Meridian | 73,994 | 69,908 | 4,086 | Pascagoula | 606 | 73 | 533 |
| Columbus AFB | 73,740 | 58,949 | 14,791 | Camp Shelby | 518 | 184 | 334 |
| Bay St. Louis | 60,623 | 58,524 | 2,099 | Jackson | 474 | 197 | 277 |
| Madison | 53,294 | 1,034 | 52,260 | Flowood | 363 | 0 | 363 |

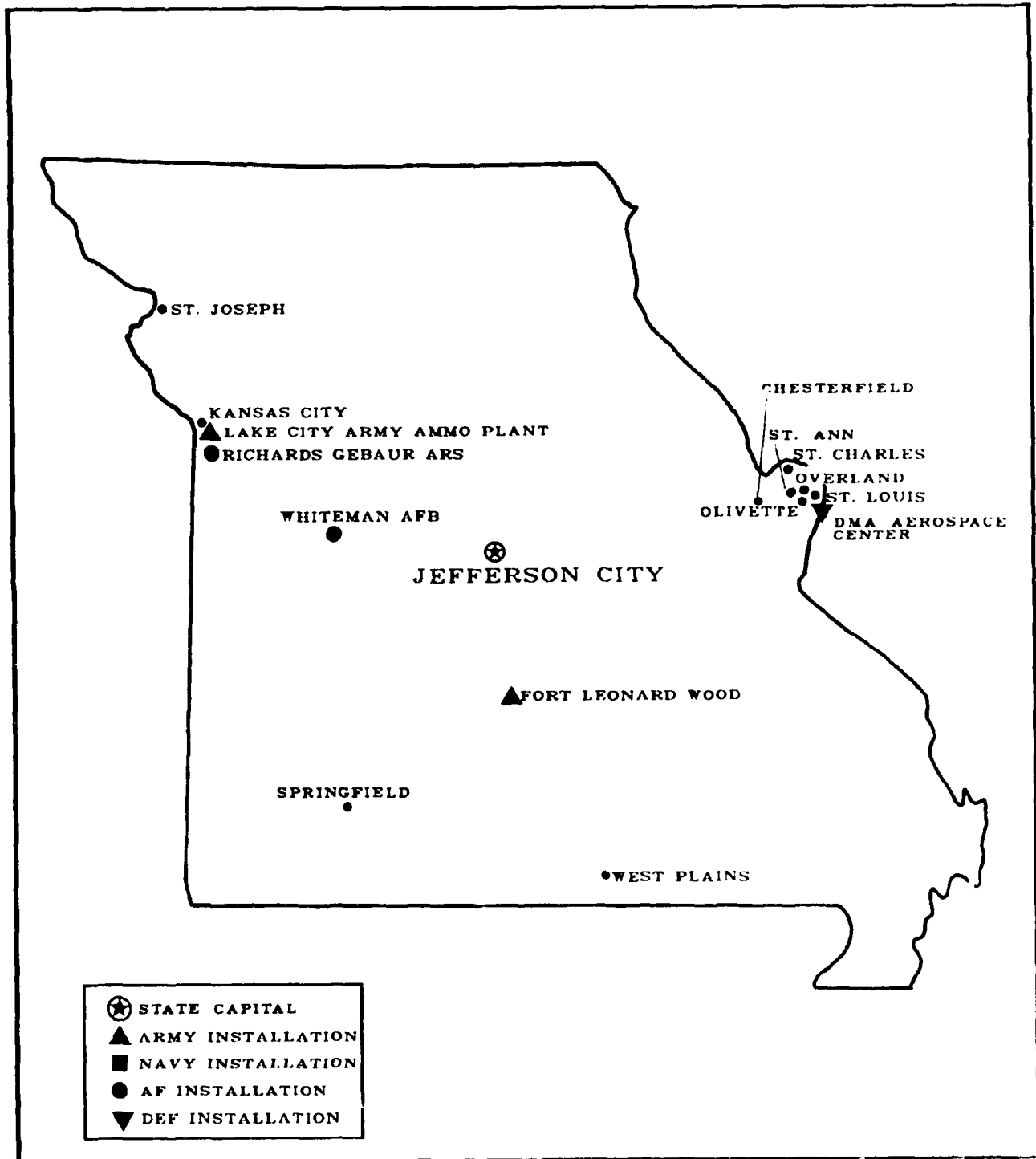
| Prime Contracts Over \$25,000 (Prior Three Years) | Total | Army | Navy & Marine Corps | Air Force | Other Defense Activities |
|---|-------------|-----------|---------------------|-----------|--------------------------|
| Fiscal Year 1988 | \$2,421,981 | \$228,045 | \$1,947,349 | \$83,497 | \$163,090 |
| Fiscal Year 1987 | 1,473,722 | 389,245 | 884,419 | 76,646 | 123,412 |
| Fiscal Year 1986 | 1,633,739 | 162,268 | 1,219,749 | 78,236 | 173,486 |

| Top Five Contractors Receiving the Largest Dollar Volume of Prime Contract Awards in this State | Total Amount | Major Area of Work | |
|---|--------------|--|-----------|
| | | FSC or Service Code Description | Amount |
| 1. LITTON INDUSTRIES INC | \$680,678 | Amphibious Assault Ships | \$469,489 |
| 2. MASON COMPANY THE | 138,905 | Operation/Ammunition Facilities | 138,905 |
| 3. RAYTHEON COMPANY | 85,732 | Maint & Repair of Eq/Miscellaneous Equipme | 73,707 |
| 4. AVONDALE INDUSTRIES INC | 46,816 | Landing Craft | 46,816 |
| 5. TRINITY INDUSTRIES INC | 35,587 | Miscellaneous Vessels | 25,474 |
| Total of Above | \$987,718 | (80.0% of total awards over \$25,000) | |

Prepared by: Washington Headquarters Services
 Directorate for Information
 Operations and Reports

MAP NO. 26

MISSOURI



Prepared By Washington Headquarters Services
Directorate for Information
Operations and Reports

MISSOURI

FISCAL YEAR 1989

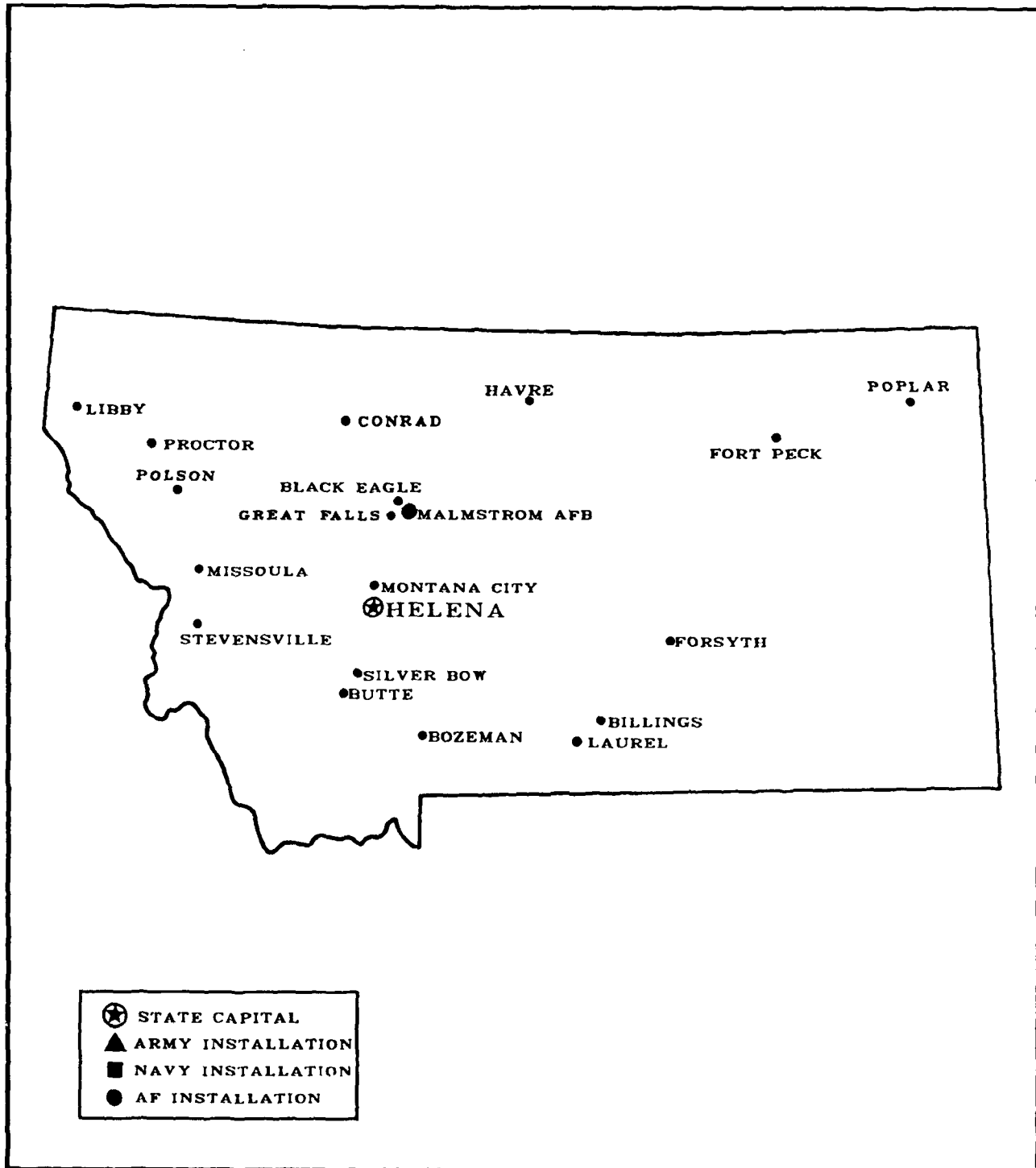
(DOLLARS IN THOUSANDS)

| Personnel/Expenditures | Total | Army | Navy & Marine Corps | Air Force | Other Defense Activities | | |
|---|--------------|---|---------------------|------------------------------|---------------------------------|----------------------|----------|
| I. Personnel - Total | 80,288 | 54,030 | 11,567 | 10,147 | 4,491 | | |
| Active Duty Military | 16,753 | 12,452 | 850 | 3,450 | 0 | | |
| Civilian | 27,524 | 16,452 | 1,162 | 1,424 | 4,491 | | |
| Reserve & National Guard | 40,004 | 25,126 | 3,555 | 5,369 | 0 | | |
| II. Expenditures - Total | \$7,840,547 | \$1,654,723 | \$3,694,538 | \$3,265,991 | \$225,293 | | |
| A. Payroll Outlays - Total | 1,557,898 | 1,003,567 | 168,407 | 245,510 | 140,414 | | |
| Active Duty Military Pay | 422,642 | 309,497 | 18,337 | 74,808 | 0 | | |
| Civilian Pay | 630,224 | 414,924 | 35,619 | 39,267 | 140,414 | | |
| Reserve & National Guard Pay | 187,227 | 128,568 | 39,677 | 18,982 | 0 | | |
| Retired Military Pay | 317,805 | 130,578 | 74,774 | 112,453 | 0 | | |
| F. Prime Contracts Over \$25,000 Total | 6,282,649 | 651,156 | 3,526,128 | 2,020,486 | 84,879 | | |
| Supply Contracts | 4,964,408 | 127,141 | 3,008,792 | 1,764,854 | 63,621 | | |
| R&D Contracts | 460,791 | 54,265 | 261,651 | 144,628 | 847 | | |
| Service Contracts | 726,259 | 342,164 | 255,452 | 108,231 | 20,411 | | |
| Construction Contracts | 88,537 | 84,931 | 233 | 3,373 | 0 | | |
| Other Function Contracts | 42,655 | 42,655 | 0 | 0 | 0 | | |
| Major Locations of Expenditures | Expenditures | | | Major Locations of Personnel | Military and Civilian Personnel | | |
| | Total | Payroll Outlays | Prime Contracts | | Total | Active Duty Military | Civilian |
| Fort Leonard Wood | \$5,264,931 | \$421,875 | \$5,543,056 | Fort Leonard Wood | 14,983 | 11,501 | 3,482 |
| St. Louis | 487,543 | 442,111 | 45,432 | St. Louis | 13,673 | 1,137 | 12,536 |
| Whiteman AFB | 234,717 | 0 | 238,717 | Whiteman AFB | 3,742 | 3,176 | 566 |
| Kansas City | 174,514 | 115,913 | 58,601 | Kansas City | 3,207 | 676 | 2,531 |
| Overland | 174,367 | 89,265 | 88,102 | Overland | 1,853 | 1 | 1,852 |
| Jefferson City | 71,958 | 5,893 | 67,065 | Jefferson City | 398 | 37 | 361 |
| Richards-Gebaur AFB | 34,410 | 2,632 | 36,778 | Richards-Gebaur AFB | 383 | 1 | 382 |
| St. Ann | 34,445 | 1,998 | 32,448 | St. Ann | 281 | 0 | 281 |
| St. Joseph | 34,347 | 27,482 | 6,565 | St. Joseph | 212 | 9 | 203 |
| Springfield | 32,946 | 33,346 | 0 | Springfield | 201 | 26 | 175 |
| Prime Contracts Over \$25,000 - First Three Years | Total | Army | Navy & Marine Corps | Air Force | Other Defense Activities | | |
| Fiscal Year 1988 | \$5,506,901 | \$767,216 | \$3,172,860 | \$1,474,520 | \$92,205 | | |
| Fiscal Year 1987 | 6,996,537 | 741,263 | 3,588,138 | 1,558,077 | 109,059 | | |
| Fiscal Year 1986 | 5,547,581 | 552,061 | 3,677,155 | 1,126,179 | 132,126 | | |
| Top Five Contractors Receiving the Largest Dollar Volume of Prime Contract Awards in this State | Total Amount | Major Area of Work | | | | | |
| | | FSC or Service Code Description | | Amount | | | |
| 1. MC DONNELL-DUGLASS CORPORATION | \$5,079,337 | Aircraft Fixed Wing Operation/Ammunition Facilities | | \$3,186,720 | | | |
| 2. BOEING CORPORATION | 234,914 | RDT&E/Aircraft Engineering Development | | 234,914 | | | |
| 3. MC DONNELL-DUGLASS COMPANY IV | 200,000 | Radar Equipment, Airborne | | 200,000 | | | |
| 4. HONEYWELL INTERNATIONAL | 157,412 | RDT&E/Aircraft Engineering Development | | 58,980 | | | |
| 5. NORTHROP CORPORATION | 47,925 | | | 47,925 | | | |
| Total of Above | \$5,719,588 | 91.0% of total awards over \$25,000 | | | | | |

Figure 10 - Major prime contractor awards and dollar volume for operations and logistics

MAP NO. 27

MONTANA



Prepared By: Washington Headquarters Services
Directorate for Information
Operations and Reports

MONTANA

FISCAL YEAR 1989

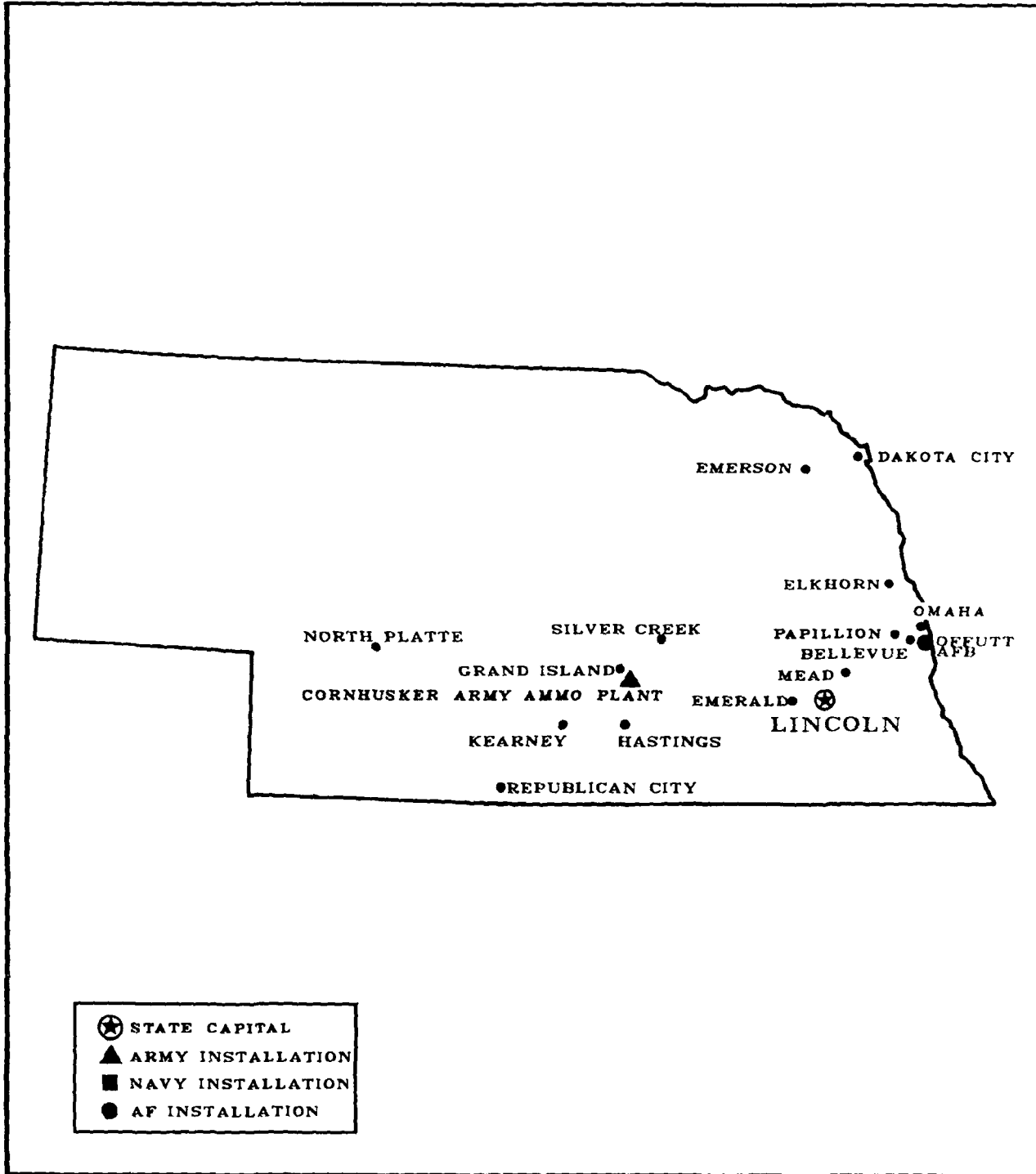
(DOLLARS IN THOUSANDS)

| Personnel/Expenditures | Total | Army | Navy & Marine Corps | Air Force | Other Defense Activities | | |
|---|--------------|---|---------------------|------------------------------|---------------------------------|----------------------|----------|
| I. Personnel - Total | 13,942 | 6,178 | 1,082 | 6,663 | 19 | | |
| Active Duty Military | 4,576 | 24 | 18 | 4,534 | 0 | | |
| Civilian | 1,351 | 486 | 2 | 844 | 19 | | |
| Reserve & National Guard | 8,015 | 5,668 | 1,062 | 1,285 | 0 | | |
| II. Expenditures - Total | \$297,845 | \$80,039 | \$18,254 | \$171,252 | \$28,300 | | |
| A. Payroll Outlays - Total | 217,309 | 47,851 | 17,091 | 151,818 | 549 | | |
| Active Duty Military Pay | 93,064 | 681 | 417 | 91,966 | 0 | | |
| Civilian Pay | 37,566 | 12,120 | 57 | 24,840 | 549 | | |
| Reserve & National Guard Pay | 26,769 | 18,446 | 2,662 | 5,661 | 0 | | |
| Retired Military Pay | 59,910 | 16,604 | 13,955 | 29,351 | 0 | | |
| B. Prime Contracts Over \$25,000 Total | 80,536 | 32,188 | 1,163 | 19,434 | 27,751 | | |
| Supply Contracts | 40,577 | 10,264 | 768 | 1,827 | 27,718 | | |
| R&D Contracts | 426 | 262 | 164 | 0 | 0 | | |
| Service Contracts | 24,861 | 8,108 | 231 | 16,489 | 33 | | |
| Construction Contracts | 12,211 | 11,093 | 0 | 1,118 | 0 | | |
| Civil Function Contracts | 2,461 | 2,461 | 0 | 0 | 0 | | |
| Major Locations of Expenditures | Expenditures | | | Major Locations of Personnel | Military and Civilian Personnel | | |
| | Total | Payroll Outlays | Prime Contracts | | Total | Active Duty Military | Civilian |
| Malmstrom AFB | \$142,459 | \$105,400 | \$37,059 | Malmstrom AFB | 4,993 | 4,449 | 544 |
| Great Falls | 39,267 | 29,079 | 10,188 | Great Falls | 333 | 2 | 331 |
| Helena | 12,926 | 12,809 | 117 | Helena | 298 | 2 | 296 |
| Billings | 9,015 | 8,555 | 460 | Foreyth | 55 | 48 | 7 |
| Proctor | 8,858 | 15 | 8,843 | Fort Peck | 50 | 0 | 50 |
| Stevensville | 7,913 | 749 | 7,164 | Billings | 40 | 14 | 26 |
| Laurel | 6,820 | 304 | 6,516 | Libby | 36 | 0 | 36 |
| Missoula | 6,108 | 5,864 | 244 | Bozeman | 26 | 11 | 15 |
| Montana City | 4,621 | 4,621 | 0 | Butte | 23 | 16 | 7 |
| Bozeman | 4,562 | 4,085 | 477 | Conrad | 19 | 14 | 5 |
| Prime Contracts Over \$25,000 (Prior Three Years) | Total | Army | Navy & Marine Corps | Air Force | Other Defense Activities | | |
| Fiscal Year 1988 | \$80,113 | \$52,132 | \$1,560 | \$17,494 | \$8,927 | | |
| Fiscal Year 1987 | 93,489 | 61,924 | 541 | 20,240 | 10,784 | | |
| Fiscal Year 1986 | 62,000 | 29,262 | 341 | 16,772 | 15,625 | | |
| Top Five Contractors Receiving the Largest Dollar Volume of Prime Contract Awards in this State | Total Amount | Major Area of Work | | | | | |
| | | FSC or Service Code Description | Amount | | | | |
| 1. MONTANA REFINING CO | \$10,228 | Liquid Propellants & Fuel, Petroleum Base | \$9,860 | | | | |
| 2. A & S TRIBAL INDUSTRIES | 10,137 | Medical Sets, Kits and Outfits | 8,843 | | | | |
| 3. TURNER ENGINEERING INC | 7,164 | Safety and Rescue Equipment | 7,164 | | | | |
| 4. FARMERS UNION CENTRAL EXCH INC | 6,565 | Liquid Propellants & Fuel, Petroleum Base | 6,516 | | | | |
| 5. MORGEN & OSWOOD CNSTR CO | 5,821 | Other Airfield Structures | 5,687 | | | | |
| Total of Above | \$39,915 | (49.6% of total awards over \$25,000) | | | | | |

Prepared by: Washington Headquarters Services
Directorate for Information
Operations and Reports

MAP NO. 28

NEBRASKA



Prepared By: Washington Headquarters Services
Directorate for Information
Operations and Reports

NEBRASKA

FISCAL YEAR 1989

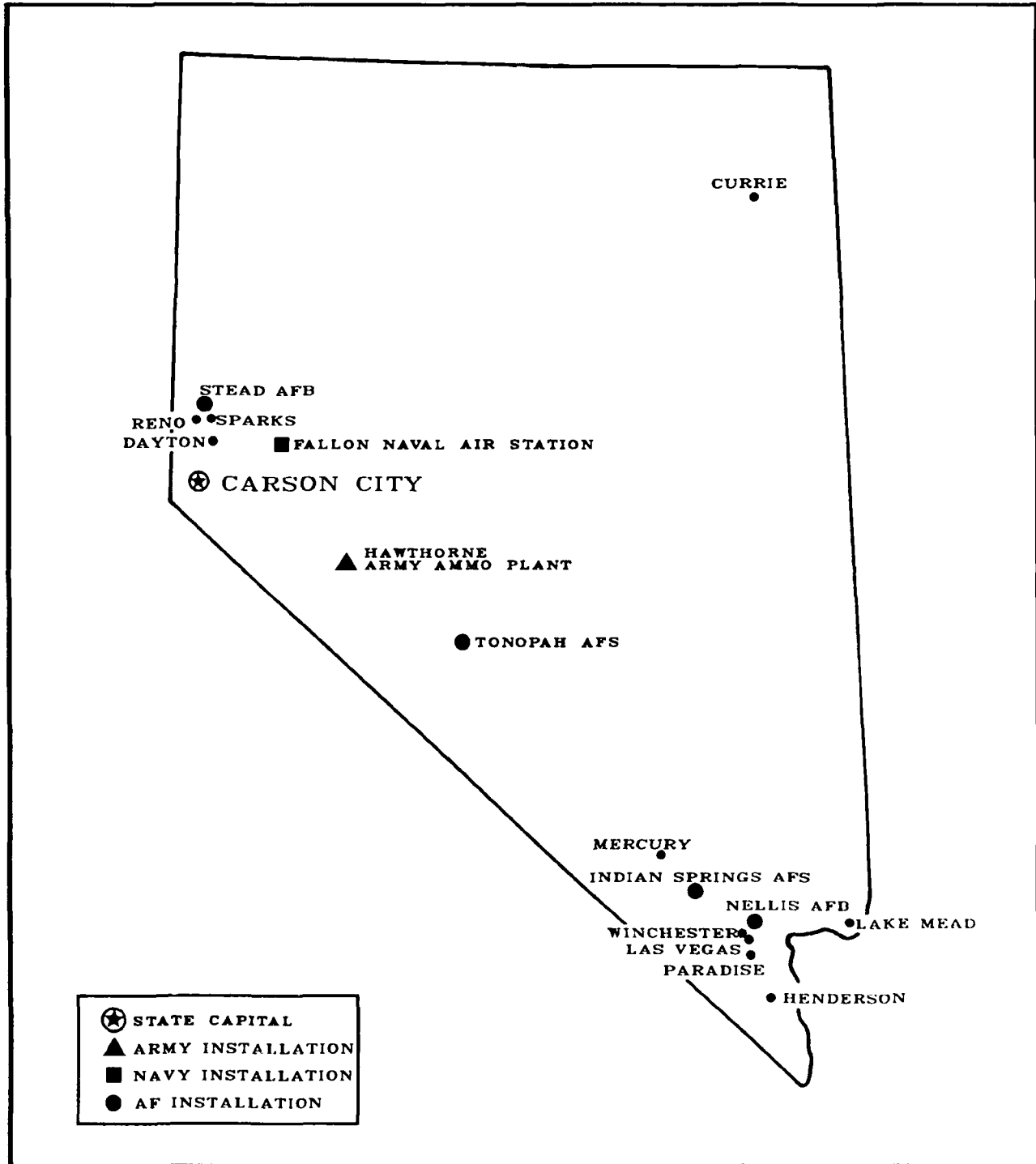
(DOLLARS IN THOUSANDS)

| Personnel/Expenditures | Total | Army | Navy & Marine Corps | Air Force | Other Defense Activities | | |
|---|--------------|--|---------------------|------------------------------|---------------------------------|----------------------|----------|
| I. Personnel - Total | 30,852 | 11,956 | 2,207 | 16,637 | 52 | | |
| Active Duty Military | 13,052 | 259 | 360 | 12,433 | 0 | | |
| Civilian | 4,820 | 2,623 | 16 | 2,129 | 52 | | |
| Reserve & National Guard | 12,980 | 9,074 | 1,831 | 2,075 | 0 | | |
| II. Expenditures - Total | \$842,119 | \$136,318 | \$36,946 | \$610,967 | \$57,888 | | |
| A. Payroll Outlays - Total | 620,435 | 111,019 | 31,372 | 476,569 | 1,475 | | |
| Active Duty Military Pay | 343,581 | 7,355 | 8,764 | 327,462 | 0 | | |
| Civilian Pay | 113,564 | 55,496 | 343 | 56,250 | 1,475 | | |
| Reserve & National Guard Pay | 37,941 | 25,912 | 5,134 | 6,895 | 0 | | |
| Retired Military Pay | 125,349 | 22,256 | 17,131 | 85,962 | 0 | | |
| B. Prime Contracts Over \$25,000 Total | 221,684 | 25,299 | 5,574 | 134,398 | 56,413 | | |
| Supply Contracts | 91,858 | 11,392 | 4,986 | 20,336 | 55,144 | | |
| R&D Contracts | 14,953 | 1,127 | 104 | 12,468 | 1,254 | | |
| Service Contracts | 106,708 | 4,921 | 312 | 101,460 | 15 | | |
| Construction Contracts | 3,502 | 3,196 | 172 | 134 | C | | |
| Civil Function Contracts | 4,663 | 4,663 | 0 | 0 | 0 | | |
| Major Locations of Expenditures | Expenditures | | | Major Locations of Personnel | Military and Civilian Personnel | | |
| | Total | Payroll Outlays | Prime Contracts | | Total | Active Duty Military | Civilian |
| Offutt AFB | \$460,853 | \$375,682 | \$85,171 | Offutt AFB | 14,194 | 12,270 | 1,924 |
| Omaha | 173,058 | 92,203 | 80,855 | Omaha | 2,794 | 538 | 2,256 |
| Bellevue | 68,173 | 40,411 | 27,762 | Lincoln | 592 | 48 | 544 |
| Lincoln | 38,164 | 27,939 | 10,225 | Elkhorn | 77 | 73 | 4 |
| Emerald | 13,533 | 13,533 | 0 | Hastings | 57 | 49 | 8 |
| Papillion | 12,618 | 12,618 | 0 | Silver Creek | 47 | 47 | 0 |
| Emerson | 4,391 | 85 | 4,306 | Bellevue | 19 | 19 | 0 |
| Dakota City | 3,533 | 94 | 3,439 | Kearney | 17 | 6 | 11 |
| Hastings | 3,496 | 3,312 | 184 | Republican City | 17 | 0 | 17 |
| North Platte | 3,490 | 1,801 | 1,689 | Grand Island | 14 | 1 | 13 |
| Prime Contracts Over \$25,000 (Prior Three Years) | Total | Army | Navy & Marine Corps | Air Force | Other Defense Activities | | |
| Fiscal Year 1988 | \$258,548 | \$58,732 | \$6,965 | \$128,339 | \$64,512 | | |
| Fiscal Year 1987 | 256,702 | 58,255 | 10,894 | 122,982 | 64,571 | | |
| Fiscal Year 1986 | 225,595 | 64,376 | 1,622 | 100,206 | 59,391 | | |
| Top Five Contractors Receiving the Largest Dollar Volume of Prime Contract Awards in this State | Total Amount | Major Area of Work | | | | | |
| | | FSC or Service Code Description | Amount | | | | |
| 1. AKSARBEN FOODS | \$23,481 | Meat, Poultry and Fish | \$23,481 | | | | |
| 2. HARRIS CORPORATION | 13,264 | Maint & Repair of Eq/Miscellaneous Equipme | 18,117 | | | | |
| 3. STERLING SOFTWARE INC | 14,579 | RDTE/Electronics & Communication Eq-Mgmt & | 6,844 | | | | |
| 4. NEEDHAM INC | 10,665 | Meat, Poultry and Fish | 10,665 | | | | |
| 5. LINDE CONSTRUCTION COMPANY | 8,303 | Maint/Family Housing Facilities | 8,075 | | | | |
| Total of Above | \$75,292 | (34.0% of total awards over \$25,000) | | | | | |

Prepared by: Washington Headquarters Services
Directorate for Information
Operations and Reports

MAP NO. 29

NEVADA



Prepared By: Washington Headquarters Services
Directorate for Information
Operations and Reports

NEVADA

FISCAL YEAR 1989

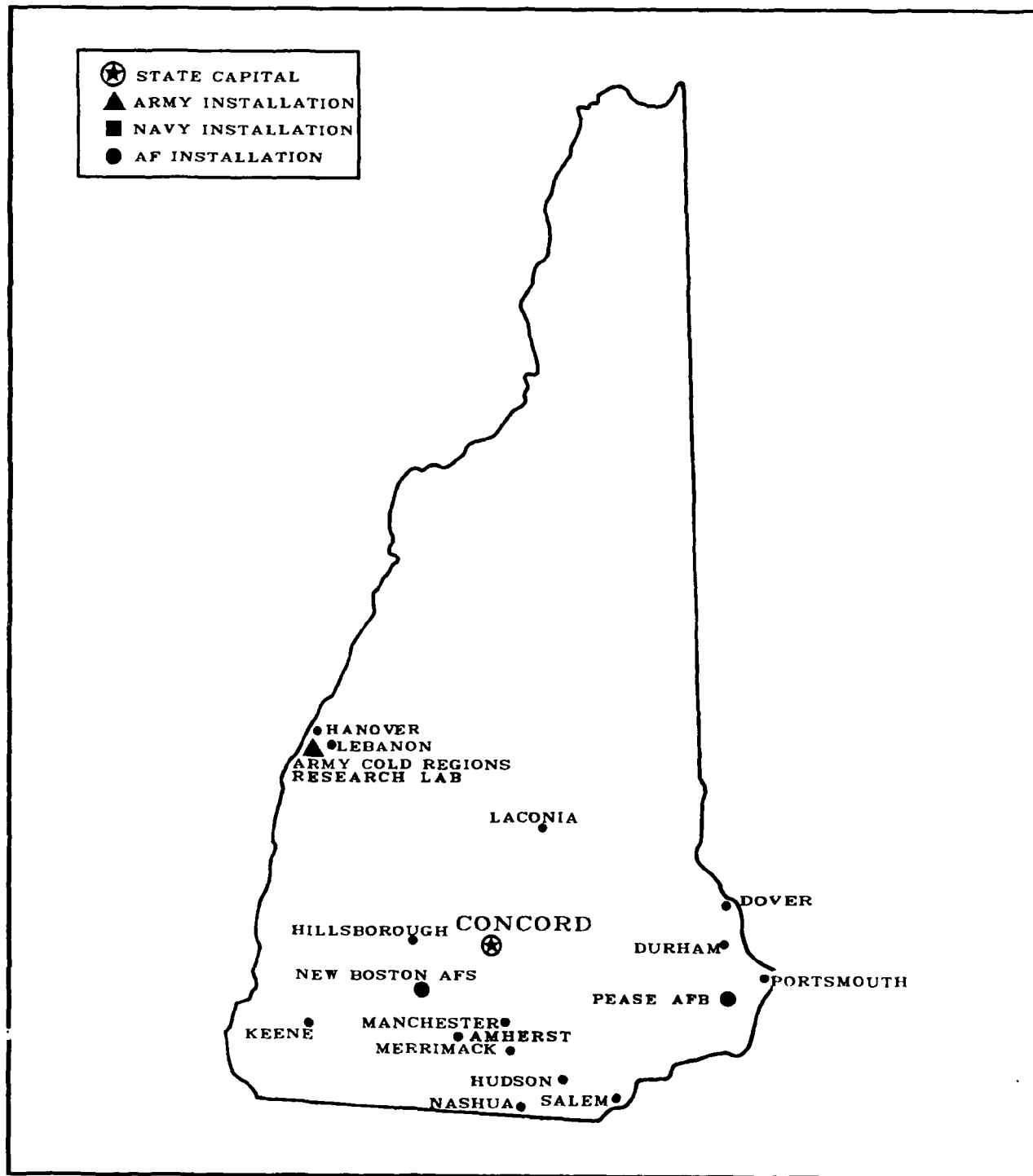
(DOLLARS IN THOUSANDS)

| Personnel/Expenditures | Total | Army | Navy & Marine Corps | Air Force | Other Defense Activities | | |
|---|--------------|--|---------------------|------------------------------|---------------------------------|----------------------|----------|
| I. Personnel - Total | 18,918 | 3,858 | 2,520 | 12,496 | 44 | | |
| Active Duty Military | 10,292 | 19 | 910 | 9,363 | 0 | | |
| Civilian | 2,179 | 412 | 307 | 1,416 | 44 | | |
| Reserve & National Guard | 6,447 | 3,427 | 1,303 | 1,717 | 0 | | |
| II. Expenditures - Total | \$757,110 | \$140,391 | \$141,448 | \$483,413 | \$8,142- | | |
| A. Payroll Outlays - Total | 526,962 | 78,870 | 82,732 | 363,786 | 1,574 | | |
| Active Duty Military Pay | 226,732 | 540 | 19,940 | 206,252 | 0 | | |
| Civilian Pay | 54,035 | 8,112 | 6,917 | 37,432 | 1,574 | | |
| Reserve & National Guard Pay | 19,641 | 11,281 | 2,879 | 5,481 | 0 | | |
| Retired Military Pay | 226,554 | 58,937 | 52,996 | 114,621 | 0 | | |
| B. Prime Contracts Over \$25,000 Total | 230,148 | 61,521 | 58,716 | 119,627 | 9,716- | | |
| Supply Contracts | 15,519 | 2,849 | 19,205 | 7,712 | 14,247- | | |
| R&D Contracts | 11,957 | 1,443 | 2,987 | 3,244 | 4,283 | | |
| Service Contracts | 151,681 | 24,001 | 23,629 | 103,803 | 248 | | |
| Construction Contracts | 50,955 | 33,192 | 12,895 | 4,868 | 0 | | |
| Civil Function Contracts | 36 | 36 | 0 | 0 | 0 | | |
| Major Locations of Expenditures | Expenditures | | | Major Locations of Personnel | Military and Civilian Personnel | | |
| | Total | Payroll Outlays | Prime Contracts | | Total | Active Duty Military | Civilian |
| Nellis AFB | \$334,716 | \$231,826 | \$102,890 | Nellis AFB | 10,274 | 9,200 | 1,074 |
| Las Vegas | 146,586 | 106,172 | 40,414 | Fallon | 1,148 | 875 | 273 |
| Fallon | 83,845 | 30,790 | 53,055 | Las Vegas | 335 | 177 | 158 |
| Reno | 30,224 | 25,650 | 4,574 | Reno | 312 | 19 | 293 |
| Hawthorne AAP | 21,485 | 0 | 21,485 | Hawthorne | 197 | 5 | 192 |
| Winchester | 20,769 | 20,769 | 0 | Carson City | 125 | 5 | 120 |
| Carson City | 17,564 | 13,893 | 3,671 | Indian Springs | 42 | 0 | 42 |
| Paradise | 14,110 | 14,110 | 0 | Mercury | 25 | 6 | 19 |
| Henderson | 12,821 | 12,311 | 510 | Currie | 7 | 0 | 7 |
| Hawthorne | 11,153 | 4,164 | 6,989 | Tonopah | 5 | 5 | 0 |
| Prime Contracts Over \$25,000 (Prior Three Years) | Total | Army | Navy & Marine Corps | Air Force | Other Defense Activities | | |
| Fiscal Year 1988 | \$206,732 | \$50,292 | \$42,661 | \$100,665 | \$13,114 | | |
| Fiscal Year 1987 | 232,119 | 57,122 | 82,957 | 71,003 | 21,037 | | |
| Fiscal Year 1986 | 141,419 | 40,523 | 20,400 | 73,027 | 7,469 | | |
| Top Five Contractors Receiving the Largest Dollar Volume of Prime Contract Awards in this State | Total Amount | Major Area of Work | | | | | |
| | | FSC or Service Code Description | Amount | | | | |
| 1. FORD MOTOR COMPANY | \$34,529 | Maint & Repair of Eq/Electrical & Elct Equ | \$28,154 | | | | |
| 2. DAY & ZIMMERMANN INC | 20,866 | Operation/Ammunition Facilities | 20,866 | | | | |
| 3. E G & G INC | 17,387 | Maint & Repair of Eq/Miscellaneous Equipme | 14,422 | | | | |
| 4. KEY AIRLINES INC | 15,796 | Air Charter for Things | 15,754 | | | | |
| 5. MORRISON KNUDSEN CORPORATION | 13,993 | Facilities Operations Support Services | 13,680 | | | | |
| Total of Above | \$102,571 | (44.6% of total awards over \$25,000) | | | | | |

Prepared by: Washington Headquarters Services
Directorate for Information
Operations and Reports

MAP NO. 30

NEW HAMPSHIRE



Prepared By: Washington Headquarters Services
Directorate for Information
Operations and Reports

NEW HAMPSHIRE

FISCAL YEAR 1989

(DOLLARS IN THOUSANDS)

| Personnel/Expenditures | Total | Army | Navy & Marine Corps | Air Force | Other Defense Activities |
|---|-----------|-----------|---------------------------|-----------|--------------------------------|
| I. Personnel - Total | 12,985 | 5,706 | 1,530 | 5,594 | 155 |
| Active Duty Military | 3,614 | 31 | 149 | 3,434 | 0 |
| Civilian | 1,849 | 649 | 315 | 730 | 155 |
| Reserve & National Guard | 7,522 | 5,026 | 1,066 | 1,430 | 0 |
| II. Expenditures - Total | \$758,845 | \$215,000 | \$236,237 | \$290,796 | \$16,812 |
| A. Payroll Outlays - Total | 281,047 | 68,942 | 57,325 | 149,854 | 4,926 |
| Active Duty Military Pay | 99,595 | 880 | 22,270 | 76,445 | 0 |
| Civilian Pay | 45,718 | 17,662 | 4,897 | 18,233 | 4,926 |
| Reserve & National Guard Pay | 21,008 | 14,047 | 1,701 | 5,260 | 0 |
| Retired Military Pay | 114,726 | 36,353 | 28,457 | 49,916 | 0 |
| B. Prime Contracts Over \$25,000 Total | 477,798 | 146,058 | 178,912 | 140,942 | 11,886 |
| Supply Contracts | 311,849 | 108,150 | 117,654 | 75,530 | 10,515 |
| R&D Contracts | 79,208 | 227 | 32,479 | 46,527 | 25- |
| Service Contracts | 71,181 | 22,159 | 28,741 | 18,885 | 1,396 |
| Construction Contracts | 8,838 | 8,800 | 38 | 0 | 0 |
| Civil Function Contracts | 6,722 | 6,722 | 0 | 0 | 0 |

| Major Locations of Expenditures | Expenditures | | | Major Locations of Personnel | Military and Civilian Personnel | | |
|------------------------------------|--------------|--------------------|--------------------|---------------------------------|---------------------------------|-------------------------|----------|
| | Total | Payroll Outlays | Prime Contracts | | Total | Active Duty Military | Civilian |
| Nashua | \$218,585 | \$13,957 | \$204,628 | Pease Air Force Base | 4,050 | 3,378 | 672 |
| Merrimack | 134,020 | 1,776 | 132,244 | Portsmouth | 462 | 127 | 335 |
| Pease Air Force Base | 112,517 | 91,610 | 20,907 | Hanover | 404 | 10 | 394 |
| Portsmouth | 64,300 | 36,196 | 28,104 | Concord | 161 | 9 | 152 |
| Manchester | 28,732 | 9,719 | 19,013 | Manchester | 123 | 36 | 87 |
| Hudson | 21,184 | 3,006 | 18,178 | Nashua | 98 | 3 | 95 |
| Salem | 14,685 | 1,635 | 13,050 | New Boston | 88 | 26 | 62 |
| Hanover | 12,771 | 11,620 | 1,151 | Durham | 23 | 19 | 4 |
| Laconia | 8,153 | 3,443 | 4,710 | Keene | 12 | 2 | 10 |
| Amherst | 7,510 | 1,712 | 5,798 | East Merrimack | 9 | 0 | 9 |

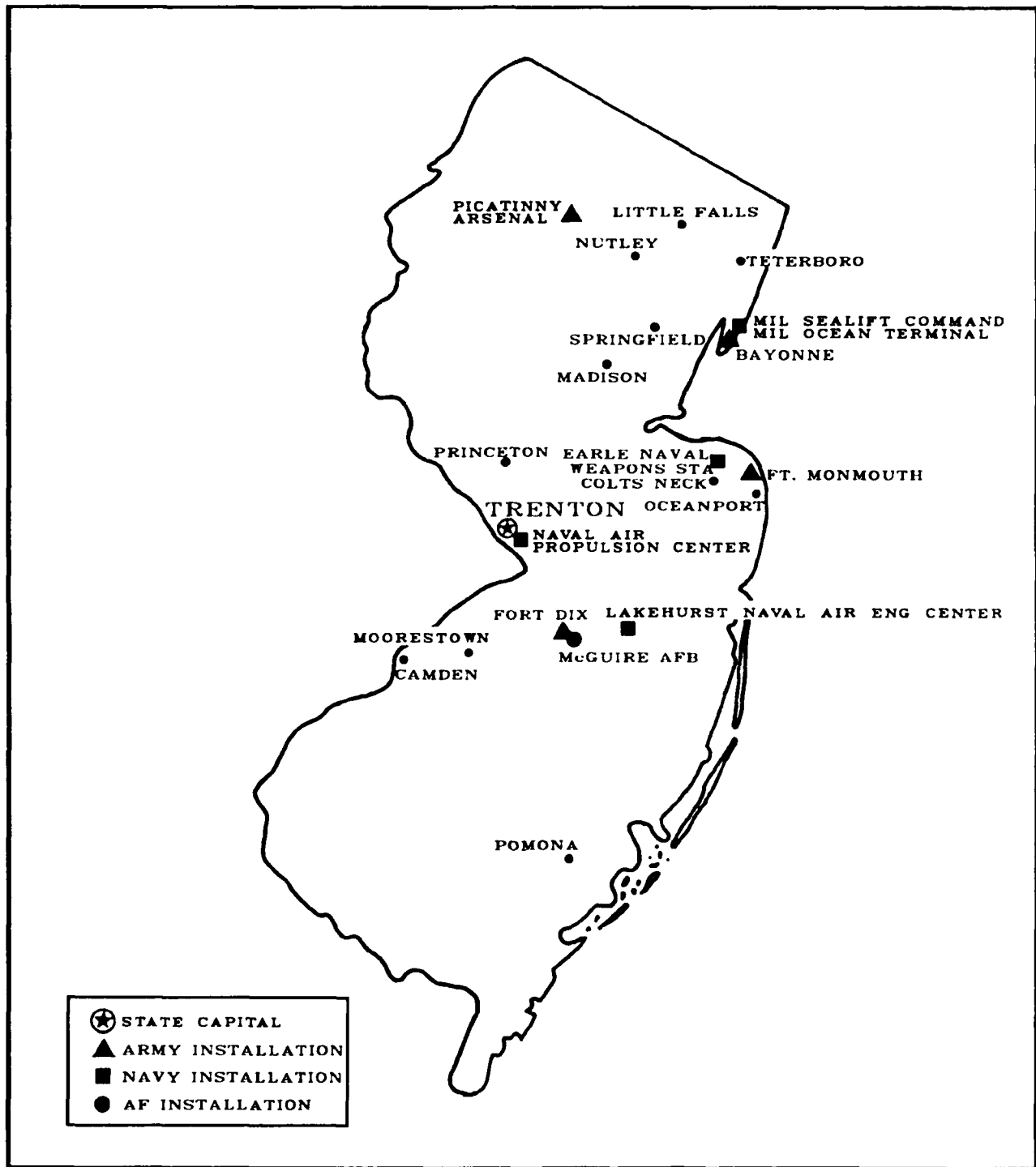
| Prime Contracts Over \$25,000 (Prior Three Years) | Total | Army | Navy & Marine Corps | Air Force | Other Defense Activities |
|--|-----------|----------|---------------------------|-----------|--------------------------------|
| Fiscal Year 1988 | \$480,822 | \$55,198 | \$279,953 | \$131,656 | \$14,015 |
| Fiscal Year 1987 | 468,940 | 62,574 | 265,486 | 119,148 | 21,732 |
| Fiscal Year 1986 | 471,171 | 151,138 | 146,547 | 138,780 | 34,706 |

| Top Five Contractors Receiving the Largest Dollar Volume of Prime Contract Awards in this State | Total Amount | Major Area of Work | |
|---|-----------------|--|----------|
| | | FSC or Service Code Description | Amount |
| 1. LOCKHEED CORPORATION | \$215,399 | Elct Countermeasures & Quick Reaction Eq | \$71,835 |
| 2. SEQUA CORPORATION | 129,414 | Night Vision Equipment | 73,563 |
| 3. DIGITAL EQUIPMENT CORPORATION | 17,343 | ADP Supplies | 8,531 |
| 4. RAYTHEON COMPANY | 14,542 | Tech Rep Svcs/Ships-Sml Craft-Docks | 8,270 |
| 5. RYAN COMPANY INC | 7,038 | EPG - Other, Including Transmission | 5,552 |
| Total of Above | \$383,736 | (80.3% of total awards over \$25,000) | |

Prepared by: Washington Headquarters Services
Directorate for Information
Operations and Reports

MAP NO. 31

NEW JERSEY



Prepared By: Washington Headquarters Service
Directorate for Information
Operations and Reports

NEW JERSEY

FISCAL YEAR 1989

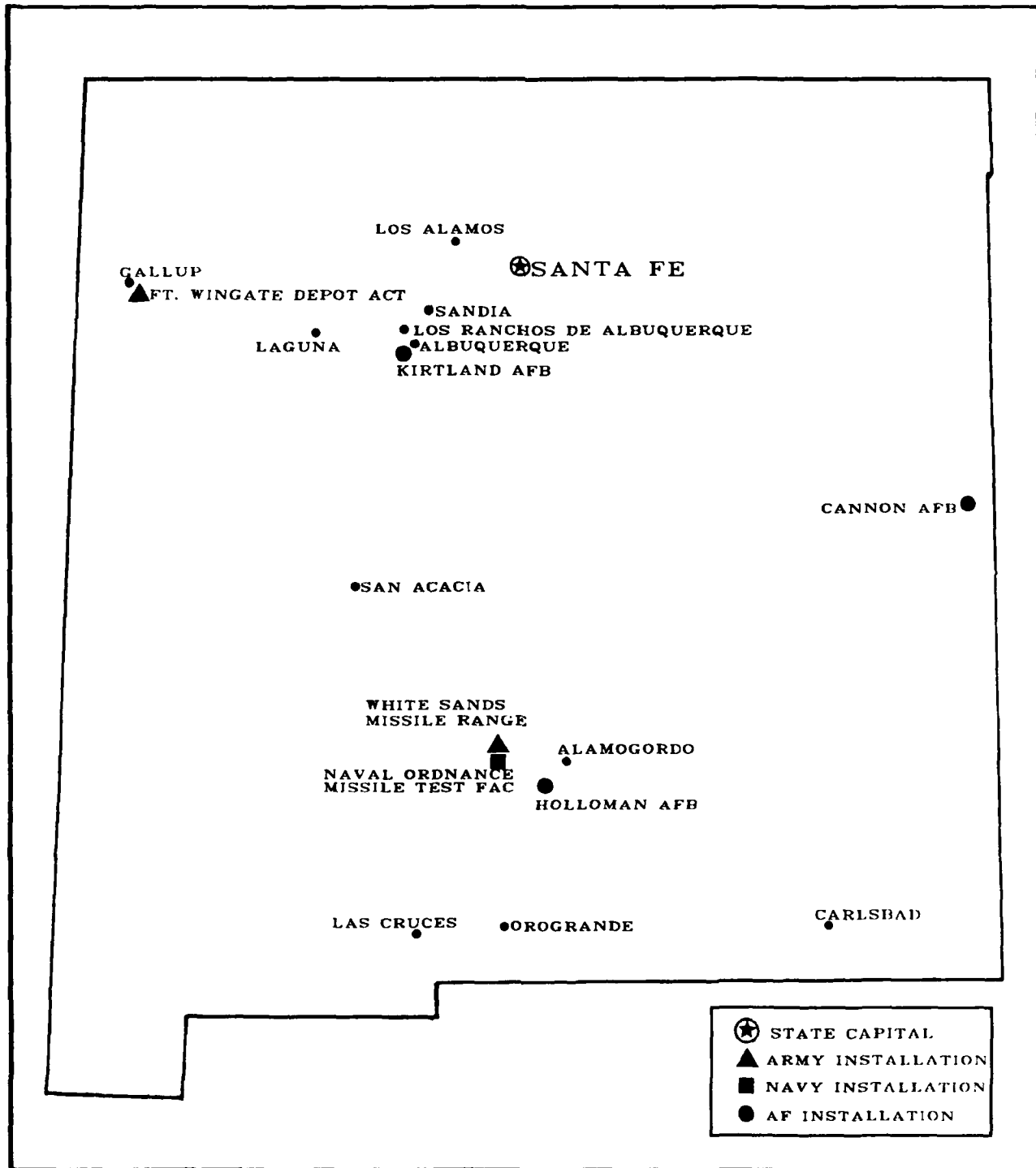
(DOLLARS IN THOUSANDS)

| Personnel/Expenditures | Total | Army | Navy & Marine Corps | Air Force | Other Defense Activities | | |
|---|--------------|---|---------------------|------------------------------|---------------------------------|----------------------|----------|
| I. Personnel - Total | 75,327 | 46,579 | 13,438 | 13,996 | 1,314 | | |
| Active Duty Military | 18,029 | 11,725 | 1,609 | 4,695 | 0 | | |
| Civilian | 21,476 | 11,466 | 6,582 | 2,114 | 1,314 | | |
| Reserve & National Guard | 35,822 | 23,388 | 5,247 | 7,187 | 0 | | |
| II. Expenditures - Total | \$5,023,053 | \$1,792,618 | \$1,876,113 | \$973,706 | \$380,616 | | |
| A. Payroll Outlays - Total | 1,629,682 | 1,023,258 | 316,850 | 246,816 | 42,758 | | |
| Active Duty Military Pay | 493,703 | 332,988 | 55,688 | 105,027 | 0 | | |
| Civilian Pay | 711,011 | 432,794 | 179,768 | 55,691 | 42,758 | | |
| Reserve & National Guard Pay | 145,965 | 113,034 | 9,527 | 23,404 | 0 | | |
| Retired Military Pay | 279,003 | 144,442 | 71,867 | 62,694 | 0 | | |
| B. Prime Contracts Over \$25,000 Total | 3,393,371 | 769,360 | 1,559,263 | 726,890 | 337,858 | | |
| Supply Contracts | 1,812,506 | 261,433 | 714,732 | 536,048 | 300,293 | | |
| R&D Contracts | 443,876 | 129,907 | 171,159 | 140,616 | 2,194 | | |
| Service Contracts | 975,087 | 245,273 | 647,029 | 49,174 | 33,611 | | |
| Construction Contracts | 53,002 | 23,847 | 26,343 | 1,052 | 1,760 | | |
| Civil Function Contracts | 108,900 | 108,900 | 0 | 0 | 0 | | |
| Major Locations of Expenditures | Expenditures | | | Major Locations of Personnel | Military and Civilian Personnel | | |
| | Total | Payroll Outlays | Prime Contracts | | Total | Active Duty Military | Civilian |
| Moorestown | \$584,352 | \$7,122 | \$577,230 | Fort Dix | 11,164 | 9,315 | 1,849 |
| Nutley | 419,594 | 1,612 | 417,982 | Fort Monmouth | 7,644 | 2,153 | 5,491 |
| Fort Dix | 401,313 | 362,597 | 38,716 | McGuire AFB | 6,418 | 4,594 | 1,824 |
| Oceanport | 296,899 | 208,849 | 88,050 | Bayonne | 3,818 | 127 | 3,691 |
| Picatinny Arsenal | 225,869 | 196,631 | 29,238 | Lakehurst | 3,256 | 734 | 2,522 |
| Princeton | 212,681 | 1,702 | 210,979 | Picatinny Arsenal | 2,641 | 142 | 2,499 |
| Teterboro | 200,160 | 2,069 | 198,091 | Colts Neck | 1,187 | 470 | 717 |
| McGuire AFB | 173,805 | 150,055 | 23,750 | Trenton | 980 | 45 | 935 |
| Little Falls | 112,861 | 1,985 | 110,876 | Pomona | 276 | 1 | 275 |
| Camden | 110,283 | 8,038 | 102,245 | Springfield | 246 | 5 | 241 |
| Prime Contracts Over \$25,000 (Prior Three Years) | Total | Army | Navy & Marine Corps | Air Force | Other Defense Activities | | |
| Fiscal Year 1988 | \$3,359,094 | \$722,150 | \$1,769,357 | \$551,545 | \$316,042 | | |
| Fiscal Year 1987 | 3,282,518 | 754,791 | 1,474,746 | 674,481 | 378,500 | | |
| Fiscal Year 1986 | 3,226,454 | 678,139 | 1,371,073 | 617,796 | 559,446 | | |
| Top Five Contractors Receiving the Largest Dollar Volume of Prime Contract Awards in this State | Total Amount | Major Area of Work | | | | | |
| | | FSC or Service Code Description | Amount | | | | |
| 1. GENERAL ELECTRIC CO | \$964,387 | Marine Architect - Engineering Services | | \$291,767 | | | |
| 2. ITI CORPORATION | 399,565 | Elct Countermeasures & Quick Reaction Eq | | 118,710 | | | |
| 3. ALLIED SIGNAL INC | 220,537 | Acft Maint & Repair Shop Specilized Equip | | 52,302 | | | |
| 4. ASTRONAUTICS CORP AMERICA | 166,167 | Guided Missile Components | | 65,084 | | | |
| 5. TOP GALLANT GROUP INC | 62,000 | Vessel Freight | | 62,000 | | | |
| Total of Above | \$1,812,656 | (53.4% of total awards over \$25,000) | | | | | |

Prepared by: Washington Headquarters Services
Directorate for Information
Operations and Reports

MAP NO. 32

NEW MEXICO



Prepared By: Washington Headquarters Services
Directorate for Information
Operations and Reports

NEW MEXICO

FISCAL YEAR 1989

(DOLLARS IN THOUSANDS)

| Personnel/Expenditures | Total | Army | Navy & Marine Corps | Air Force | Other Defense Activities |
|--|---------|-----------|---------------------|-----------|--------------------------|
| I. Personnel - Total | 35,694 | 13,278 | 2,280 | 19,700 | 436 |
| Active Duty Military | 14,993 | 1,213 | 548 | 13,232 | 0 |
| Civilian | 9,178 | 3,975 | 231 | 4,536 | 436 |
| Reserve & National Guard | 11,523 | 8,090 | 1,501 | 1,932 | 0 |
| II. Expenditures - Total | 75,844 | \$547,182 | \$97,449 | \$885,416 | \$45,797 |
| A. Payroll Outlays - Total | 350,812 | 321,551 | 58,135 | 559,550 | 11,576 |
| Active Duty Military Pay | 349,384 | 34,448 | 12,356 | 302,580 | 0 |
| Civilian Pay | 290,290 | 150,472 | 6,712 | 121,530 | 11,576 |
| Reserve & National Guard Pay | 49,555 | 39,931 | 3,420 | 5,164 | 0 |
| Retired Military Pay | 261,683 | 96,700 | 35,647 | 129,276 | 0 |
| B. Prime Contracts Over \$25,000 - Total | 625,000 | 225,631 | 39,314 | 325,866 | 34,221 |
| Supply Contracts | 109,800 | 24,287 | 19,848 | 4,248 | 16,472 |
| R&D Contracts | 189,200 | 51,572 | 7,735 | 11,505 | 12,429 |
| Service Contracts | 271,950 | 105,252 | 5,565 | 15,240 | 4,934 |
| Construction Contracts | 44,589 | 35,164 | 6,166 | 2,873 | 386 |
| Civil Function Contracts | 9,356 | 9,356 | 0 | 0 | 0 |

| Major Locations of Expenditures | Expenditures | | | Major Locations of Personnel | Military and Civilian Personnel | | |
|---------------------------------|--------------|-----------------|-----------------|------------------------------|---------------------------------|----------------------|----------|
| | Total | Payroll Outlays | Prime Contracts | | Total | Active Duty Military | Civilian |
| Albuquerque | \$348,211 | \$134,019 | \$214,192 | Kirtland AFB | 7,439 | 4,576 | 2,863 |
| Kirtland AFB | 324,507 | 199,334 | 125,173 | Holloman AFB | 6,343 | 4,948 | 1,395 |
| White Sands Msl Rge | 287,925 | 156,408 | 131,517 | Cannon AFB | 4,111 | 3,627 | 487 |
| Holloman AFB | 189,043 | 139,254 | 49,789 | White Sands Msl Rge | 3,668 | 1,021 | 2,647 |
| Cannon AFB | 97,852 | 85,747 | 12,105 | Albuquerque | 1,880 | 653 | 1,236 |
| Los Ranchos de Albuq | 42,228 | 42,228 | 0 | Santa Fe | 225 | 16 | 209 |
| Las Cruces | 37,663 | 16,736 | 20,927 | Kirtland | 121 | 121 | 0 |
| Sandia Base | 31,226 | 31,226 | 0 | Fort Wingate | 108 | 0 | 108 |
| Alamogordo | 29,318 | 18,935 | 10,383 | Organ Grande | 6 | 0 | 64 |
| Santa Fe | 23,045 | 21,244 | 1,801 | Alamogordo | 5 | 1 | 51 |

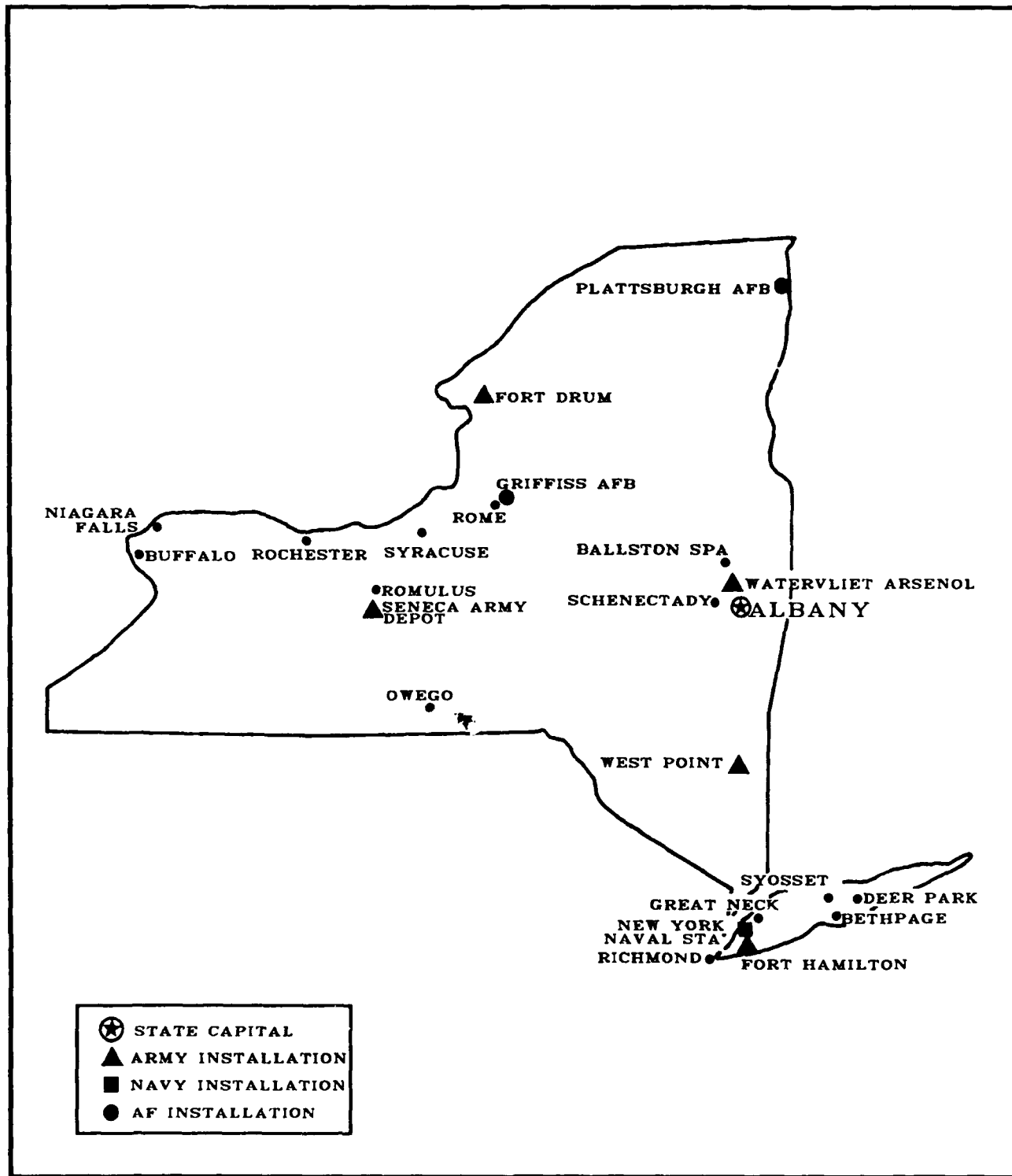
| Prime Contracts Over \$25,000 (Prior Three Years) | Total | Army | Navy & Marine Corps | Air Force | Other Defense Activities |
|---|-----------|-----------|---------------------|-----------|--------------------------|
| Fiscal Year 1988 | \$663,200 | \$222,433 | \$85,634 | 37,302 | 7,917 |
| Fiscal Year 1987 | 583,600 | 216,051 | 39,237 | 36,520 | 1,861 |
| Fiscal Year 1986 | 565,000 | 141,167 | 73,588 | 31,164 | 1,153 |

| Top Five Contractors Receiving the Largest Dollar Volume of Prime Contract Awards in this State | Total Amount | Major Area of Work | |
|---|--------------|--|----------|
| | | FSC or Service Code Description | Amount |
| 1. HONEYWELL INC | \$104,100 | Installation of Eq/Miscellaneous Equipment | \$19,769 |
| 2. DYNACORP | 87,700 | Maint & Repair of Eq/Aircraft Structural C | 23,596 |
| 3. FORD MOTOR COMPANY | 40,000 | Other Special Studies & Analyses | 10,705 |
| 4. NEW MEXICO STATE OF | 32,100 | RDTE/Services-Management & Support | 9,150 |
| 5. PUBLIC SERVICE CO OF NEW MEXICO | 24,400 | Electric Services | 22,156 |
| Total of Above | \$288,500 | (46.2% of total awards over \$25,000) | |

Prepared by: Washington Headquarters Services
Directorate for Information Operations and Reports

MAP NO. 33

NEW YORK



Prepared By: Washington Headquarters Services
Directorate for Information
Operations and Reports

NEW YORK

FISCAL YEAR 1989

(DOLLARS IN THOUSANDS)

| Personnel/Expenditures | Total | Army | Navy & Marine Corps | Air Force | Other Defense Activities |
|--|-------------|-------------|---------------------|-------------|--------------------------|
| I. Personnel - Total | 133,844 | 87,097 | 20,774 | 23,623 | 2,350 |
| Active Duty Military | 28,918 | 17,375 | 3,289 | 8,254 | 0 |
| Civilian | 20,178 | 11,957 | 902 | 4,952 | 2,350 |
| Reserve & National Guard | 84,748 | 57,765 | 16,576 | 15,407 | 0 |
| II. Expenditures - Total | \$8,436,351 | \$1,570,259 | \$4,458,105 | \$1,857,985 | \$550,002 |
| A. Payroll Outlays - Total | 1,884,187 | 1,079,708 | 239,187 | 486,690 | 78,602 |
| Active Duty Military Pay | 749,796 | 493,447 | 76,346 | 180,003 | 0 |
| Civilian Pay | 543,499 | 296,823 | 32,208 | 135,866 | 78,602 |
| Reserve & National Guard Pay | 229,372 | 149,224 | 43,752 | 36,396 | 0 |
| Retired Military Pay | 361,520 | 140,214 | 86,881 | 134,425 | 0 |
| B. Prime Contracts Over \$25,000 Total | 6,552,164 | 490,551 | 4,218,918 | 1,371,295 | 471,400 |
| Supply Contracts | 4,075,613 | 269,188 | 2,733,305 | 732,193 | 340,927 |
| R&D Contracts | 1,266,295 | 57,326 | 774,032 | 418,040 | 16,897 |
| Service Contracts | 1,015,323 | 113,353 | 594,006 | 194,388 | 113,576 |
| Construction Contracts | 189,556 | 45,307 | 117,575 | 26,674 | 0 |
| Civil Function Contracts | 5,377 | 5,377 | 0 | 0 | 0 |

| Major Locations of Expenditures | Expenditures | | | Major Locations of Personnel | Military and Civilian Personnel | | |
|---------------------------------|--------------|-----------------|-----------------|------------------------------|---------------------------------|----------------------|----------|
| | Total | Payroll Outlays | Prime Contracts | | Total | Active Duty Military | Civilian |
| Bethpage | \$2,153,608 | \$9,532 | \$2,144,076 | Fort Drum | 10,992 | 9,261 | 1,731 |
| New York | 966,812 | 246,440 | 720,372 | West Point Mil Res | 8,649 | 6,175 | 2,474 |
| Syracuse | 721,398 | 30,377 | 691,021 | Giffiss AFB | 6,839 | 4,104 | 2,735 |
| Great Neck | 446,384 | 6,404 | 439,980 | Plattsburgh AFB | 4,219 | 3,744 | 475 |
| Fort Drum | 344,942 | 316,630 | 28,312 | Richmond | 3,548 | 783 | 2,765 |
| Schenectady | 341,625 | 7,568 | 334,057 | Watervliet | 2,568 | 10 | 2,558 |
| Osego | 330,250 | 3,125 | 327,125 | Ballston Spa | 1,571 | 1,571 | 0 |
| West Point Mil Res | 260,419 | 229,812 | 30,607 | Buffalo | 1,114 | 290 | 824 |
| Deer Park | 211,967 | 4,992 | 206,975 | Romulus | 1,085 | 0 | 1,085 |
| Rome | 210,391 | 179,452 | 30,939 | Fort Hamilton | 889 | 500 | 389 |

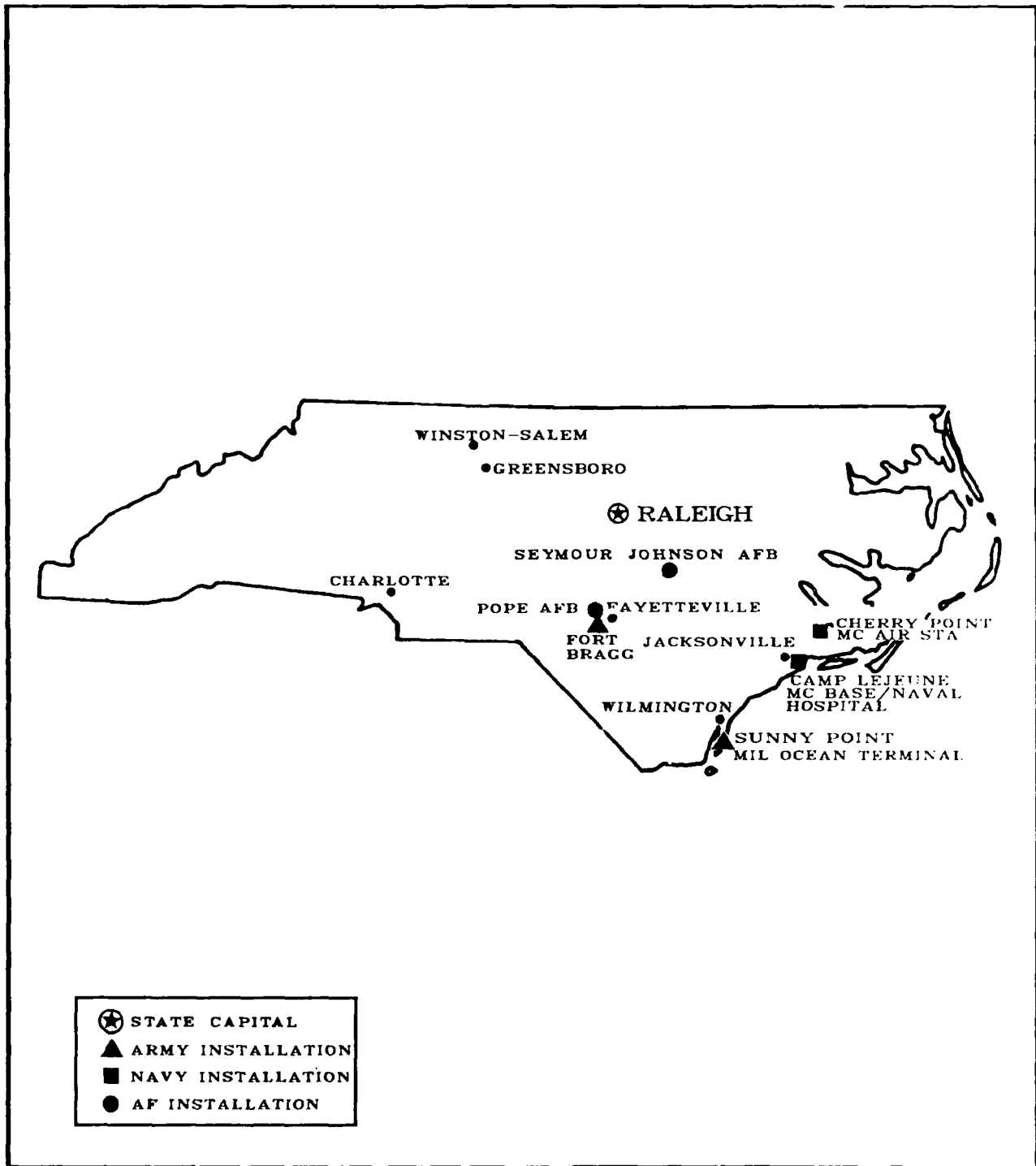
| Prime Contracts Over \$25,000 (Prior Three Years) | Total | Army | Navy & Marine Corps | Air Force | Other Defense Activities |
|---|-------------|-----------|---------------------|-------------|--------------------------|
| Fiscal Year 1988 | \$7,705,717 | \$830,062 | \$4,884,639 | \$1,453,527 | \$537,489 |
| Fiscal Year 1987 | 9,624,803 | 812,151 | 5,905,497 | 2,115,649 | 791,506 |
| Fiscal Year 1986 | 9,908,384 | 703,523 | 5,327,767 | 2,802,687 | 1,074,407 |

| Top Five Contractors Receiving the Largest Dollar Volume of Prime Contract Awards in this State | Total Amount | Major Area of Work | |
|---|--------------|--|-----------|
| | | FSC or Service Code Description | Amount |
| 1. GRUMMAN CORPORATION | \$2,233,141 | Aircraft Fixed Wing | \$977,327 |
| 2. GENERAL ELECTRIC CO | 1,161,178 | Underwater Sound Equipment | 553,284 |
| 3. UNICYS CORPORATION | 455,979 | ROTE/Missile and Space Systems-Engr Develo | 262,354 |
| 4. INTERNATIONAL BUS MCHS CORP | 340,045 | Miscellaneous Communication Equipment | 177,614 |
| 5. EATON CORPORATION | 208,908 | Elct Countermeasures & Quick Reaction Eq | 146,233 |
| Total of Above | \$4,399,251 | (67.1% of total awards over \$25,000) | |

Prepared by: Washington Headquarters Services
 Directorate for Information
 Operations and Reports

MAP NO. 34

NORTH CAROLINA



Prepared By: Washington Headquarters Service
Directorate for Information
Operations and Reports

NORTH CAROLINA

FISCAL YEAR 1989

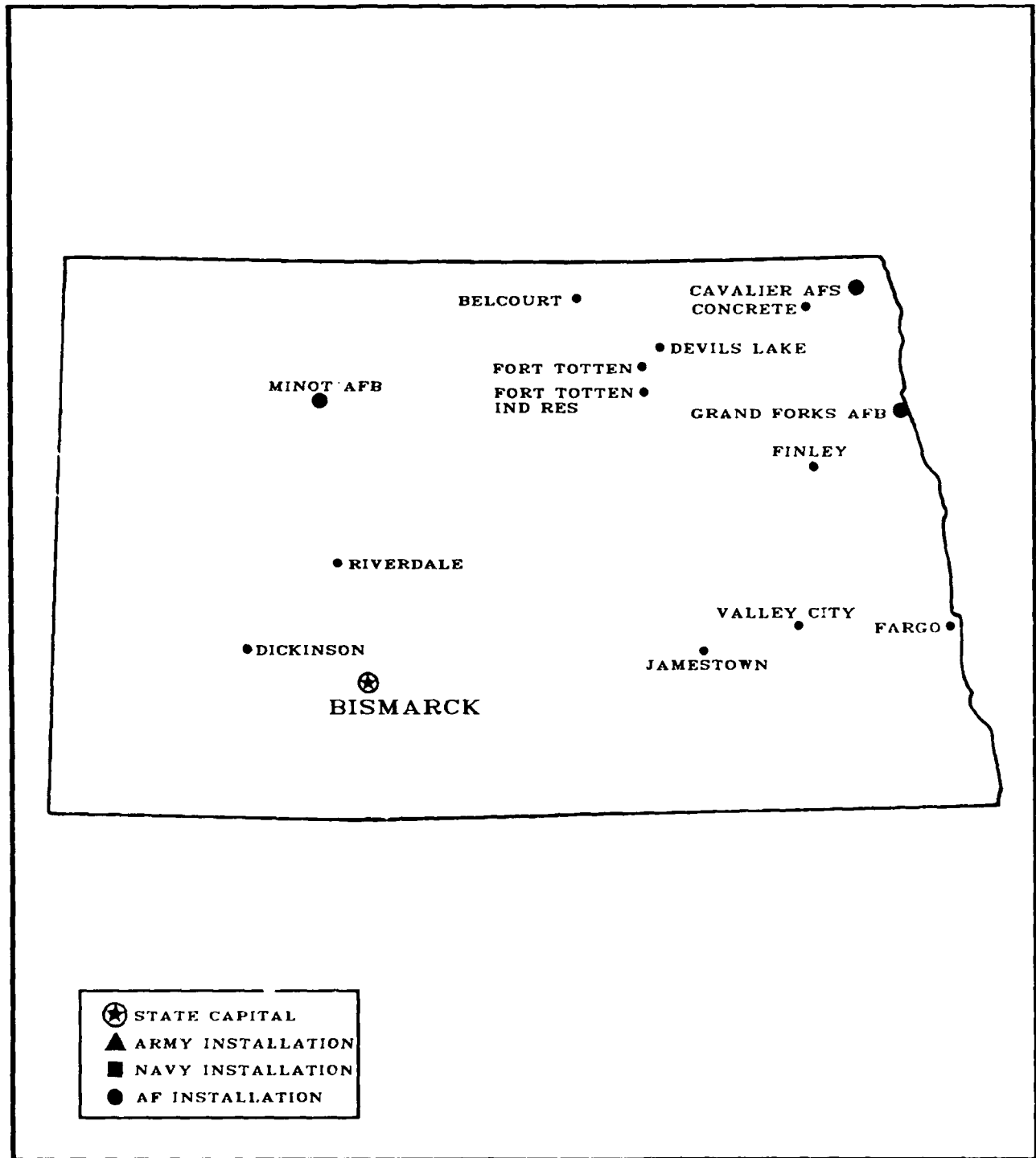
(DOLLARS IN THOUSANDS)

| Personnel Expenditures | Total | | Army | Navy & Marine Corps | Air Force | Other Defense Activities | |
|---|--------------|--|-----------------|------------------------------|---------------------------------|--------------------------|----------|
| I. Personnel - Total | 147,371 | | 75,857 | 57,552 | 13,684 | 278 | |
| Active Duty Military | 92,257 | | 40,788 | 42,783 | 8,686 | 0 | |
| Civilian | 15,518 | | 5,772 | 8,170 | 1,298 | 278 | |
| Reserve & National Guard | 39,596 | | 29,297 | 6,599 | 3,700 | 0 | |
| II. Expenditures - Total | \$4,565,371 | | \$1,926,458 | \$1,865,564 | \$560,922 | \$212,427 | |
| A. Payroll Outlays - Total | 3,461,629 | | 1,629,893 | 1,414,687 | 409,002 | 8,047 | |
| Active Duty Military Pay | 2,258,954 | | 1,089,168 | 975,531 | 194,255 | 0 | |
| Civilian Pay | 414,439 | | 158,215 | 215,843 | 32,334 | 8,047 | |
| Reserve & National Guard Pay | 116,264 | | 86,115 | 17,015 | 13,134 | 0 | |
| Retired Military Pay | 671,972 | | 296,395 | 206,298 | 169,279 | 0 | |
| E. Prime Contracts Over \$25,000 Total | 1,103,742 | | 296,565 | 450,877 | 151,920 | 204,380 | |
| Supply Contracts | 421,184 | | 117,179 | 43,313 | 103,999 | 156,693 | |
| R&D Contracts | 226,972 | | 8,855 | 191,424 | 14,138 | 12,555 | |
| Service Contracts | 330,485 | | 92,600 | 174,566 | 28,187 | 35,132 | |
| Construction Contracts | 122,687 | | 75,517 | 41,574 | 5,596 | 0 | |
| Civil Function Contracts | 2,414 | | 2,414 | 0 | 0 | 0 | |
| Major Locations of Expenditures | Expenditures | | | Major Locations of Personnel | Military and Civilian Personnel | | |
| | Total | Payroll Outlays | Prime Contracts | | Total | Active Duty Military | Civilian |
| Fort Bragg | \$1,442,087 | \$1,306,255 | \$135,832 | Fort Bragg | 44,715 | 40,535 | 4,180 |
| Camp Lejeune | 809,496 | 751,224 | 58,272 | Camp Lejeune | 32,858 | 29,838 | 3,020 |
| Cherry Point MCAS | 387,579 | 319,278 | 68,301 | Cherry Point MCAS | 13,055 | 8,055 | 5,000 |
| Greensboro | 374,904 | 17,891 | 357,023 | Seymour Johnson AFB | 5,333 | 4,717 | 616 |
| Jacksonville | 185,067 | 153,606 | 31,461 | Jacksonville | 4,587 | 4,414 | 173 |
| Seymour Johnson AFB | 143,757 | 114,013 | 29,744 | Pope Air Force Base | 3,974 | 3,637 | 337 |
| Fayetteville | 123,463 | 118,086 | 5,377 | Raleigh | 974 | 551 | 423 |
| Raleigh | 71,599 | 41,510 | 30,089 | Charlotte | 557 | 187 | 370 |
| Charlotte | 63,136 | 34,136 | 29,000 | Wilmington | 395 | 21 | 374 |
| Winston-Salem | 53,983 | 6,681 | 47,302 | Sunny Point MOT | 315 | 13 | 302 |
| Prime Contracts Over \$25,000 (Prior Three Years) | Total | | Army | Navy & Marine Corps | Air Force | Other Defense Activities | |
| Fiscal Year 1988 | \$1,241,399 | | \$308,798 | \$602,509 | \$129,201 | \$200,891 | |
| Fiscal Year 1987 | 1,242,663 | | 362,064 | 483,737 | 109,662 | 287,200 | |
| Fiscal Year 1986 | 1,049,033 | | 301,791 | 421,232 | 81,256 | 244,754 | |
| Top Five Contractors Receiving the Largest Dollar Volume of Prime Contract Awards in this State | Total Amount | Major Area of Work | | | | | |
| | | FSC or Service Code Description | Amount | | | | |
| 1. AMERICAN TELE & TELE COMPANY | \$350,671 | RDTE/Electronics & Communication Eq-Engr D | \$105,919 | | | | |
| 2. KKR ASSOCIATES | 25,682 | Tobacco Products | 25,101 | | | | |
| 3. CAROLINA PWR & LIGHT COMPANY | 24,319 | Electric Services | 24,319 | | | | |
| 4. CASSELL CONSTRUCTION COMPANY | 22,199 | Other Miscellaneous Buildings | 19,607 | | | | |
| 5. MC PEE INDUSTRIES INC | 16,652 | Footwear, Men's | 16,652 | | | | |
| Total of Above | \$439,523 | (39.8% of total awards over \$25,000) | | | | | |

Prepared by: Washington Headquarters Services
 Directorate for Information Operations and Reports

MAP NO. 35

NORTH DAKOTA



Prepared By: Washington Headquarters Services
Directorate for Information
Operations and Reports

NORTH DAKOTA

FISCAL YEAR 1989

(DOLLARS IN THOUSANDS)

| Personnel/Expenditures | Total | Army | Navy & Marine Corps | Air Force | Other Defense Activities |
|--|-----------|----------|---------------------|-----------|--------------------------|
| I. Personnel - Total | 20,501 | 6,315 | 491 | 13,660 | 35 |
| Active Duty Military | 10,818 | 25 | 10 | 10,783 | 0 |
| Civilian | 1,886 | 355 | 2 | 1,494 | 35 |
| Reserve & National Guard | 7,797 | 5,935 | 479 | 1,383 | 0 |
| II. Expenditures - Total | \$449,490 | \$94,019 | \$12,381 | \$324,921 | \$18,169 |
| A. Payroll Outlays - Total | 327,676 | 38,646 | 5,269 | 282,894 | 867 |
| Active Duty Military Pay | 224,602 | 710 | 249 | 223,643 | 0 |
| Civilian Pay | 51,171 | 11,532 | 40 | 38,732 | 867 |
| Reserve & National Guard Pay | 25,501 | 19,170 | 1,460 | 4,871 | 0 |
| Retired Military Pay | 26,402 | 7,234 | 3,520 | 15,648 | 0 |
| B. Prime Contracts Over \$25,000 Total | 121,814 | 55,373 | 7,112 | 42,027 | 17,302 |
| Supply Contracts | 53,258 | 28,935 | 7,112 | 1,052 | 16,159 |
| R&D Contracts | 115 | 0 | 0 | 116 | 0 |
| Service Contracts | 45,378 | 4,081 | 0 | 40,154 | 1,143 |
| Construction Contracts | 21,763 | 21,058 | 0 | 705 | 0 |
| Civil Function Contracts | 1,299 | 1,299 | 0 | 0 | 0 |

| Major Locations of Expenditures | Expenditures | | | Major Locations of Personnel | Military and Civilian Personnel | | |
|---------------------------------|--------------|-----------------|-----------------|------------------------------|---------------------------------|----------------------|----------|
| | Total | Payroll Outlays | Prime Contracts | | Total | Active Duty Military | Civilian |
| Grand Forks AFB | \$152,496 | \$122,977 | \$29,519 | Minot Air Force Base | 6,123 | 5,450 | 673 |
| Minot Air Force Base | 151,964 | 129,884 | 22,080 | Grand Forks AFB | 5,784 | 5,225 | 559 |
| Fort Totten Indian R | 28,227 | 0 | 28,227 | Fargo | 352 | 43 | 309 |
| Fargo | 21,403 | 19,360 | 2,043 | Bismarck | 214 | 3 | 211 |
| Minot | 15,596 | 6,656 | 8,740 | Riverdale | 66 | 0 | 66 |
| Bismarck | 14,196 | 13,928 | 268 | Dickinson | 61 | 59 | 2 |
| Belcourt | 9,437 | 142 | 9,295 | Grand Forks | 42 | 8 | 34 |
| Grand Forks | 9,406 | 7,419 | 1,987 | Cavalier | 38 | 29 | 9 |
| Jamestown | 7,807 | 1,093 | 6,714 | Finley | 5 | 0 | 5 |
| Cavalier | 6,437 | 1,082 | 5,355 | Minot | 5 | 1 | 4 |

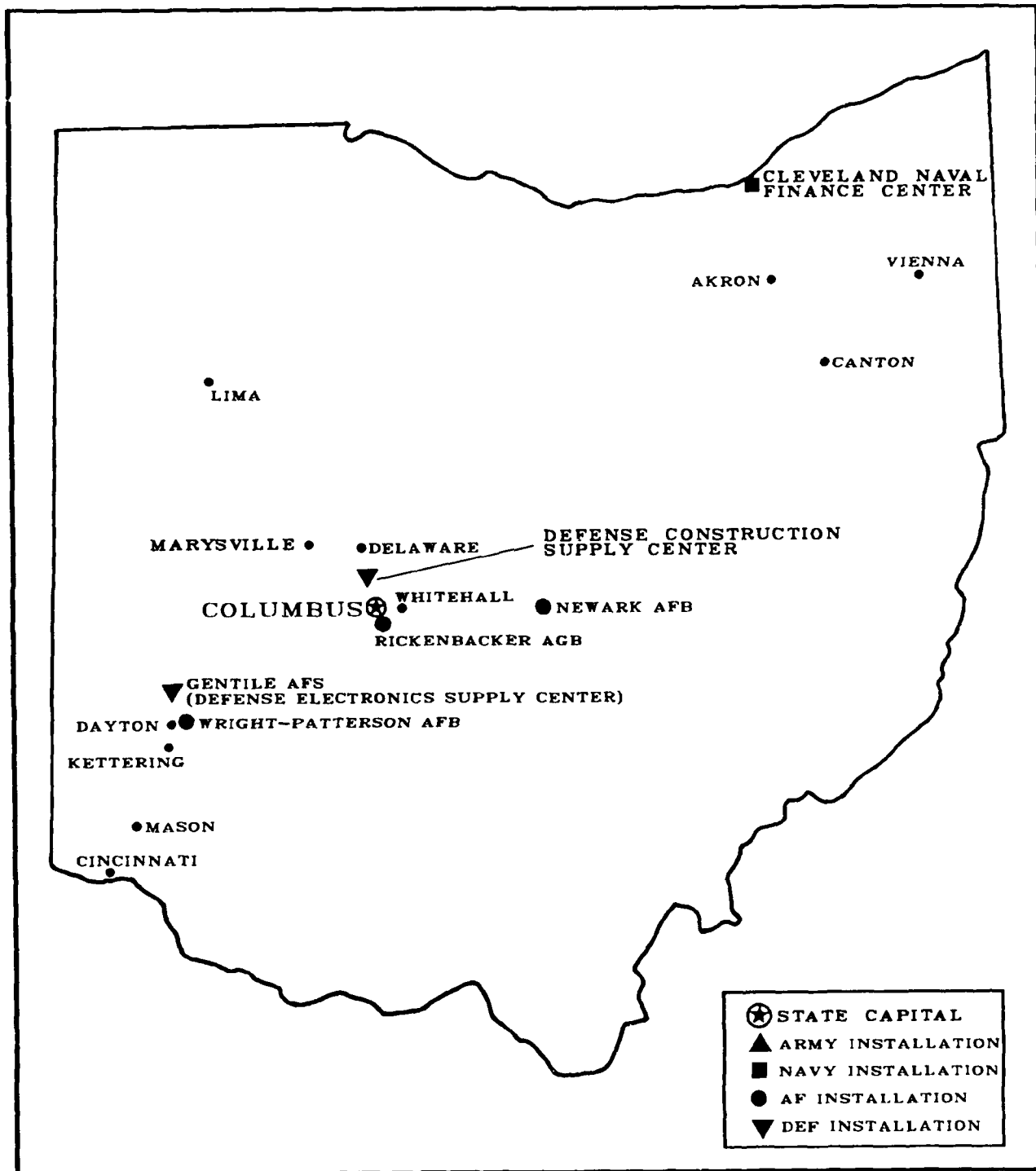
| Prime Contracts Over \$25,000 (Prior Three Years) | Total | Army | Navy & Marine Corps | Air Force | Other Defense Activities |
|---|-----------|----------|---------------------|-----------|--------------------------|
| Fiscal Year 1988 | \$117,297 | \$62,388 | \$2,172 | \$41,398 | \$11,339 |
| Fiscal Year 1987 | 158,329 | 84,890 | 202 | 50,030 | 23,207 |
| Fiscal Year 1986 | 229,223 | 136,708 | 10,615 | 43,903 | 37,997 |

| Top Five Contractors Receiving the Largest Dollar Volume of Prime Contract Awards in this State | Total Amount | Major Area of Work | |
|---|--------------|---|----------|
| | | FSC or Service Code Description | Amount |
| 1. DEVILS LAKE SIOUX TRIBE | \$28,227 | Camouflage and Deception Equipment | \$13,800 |
| 2. TURTLE MNT INVST CO | 9,321 | Trailers | 6,483 |
| 3. LUCAS INDUSTRIES PLC | 6,563 | Aircraft Bombing Fire Control Components | 5,500 |
| 4. BLACK & DECKER CORPORATION THE | 5,271 | Operation/Radar & Navigational Facilities | 5,271 |
| 5. NODAK RURAL ELECTRIC COOP | 4,767 | Electric Services | 4,767 |
| Total of Above | \$54,149 | (44.5% of total awards over \$25,000) | |

Prepared by: Washington Headquarters Services
 Directorate for Information
 Operations and Reports

MAP NO. 36

OHIO



Prepared By: Washington Headquarters Services
Directorate for Information
Operations and Reports

OHIO

FISCAL YEAR 1989

(DOLLARS IN THOUSANDS)

| Personnel/Expenditures | Total | Army | Navy & Marine Corps | Air Force | Other Defense Activities |
|--|-------------|-------------|---------------------|-------------|--------------------------|
| I. Personnel - Total | 107,944 | 40,324 | 12,924 | 44,438 | 10,258 |
| Active Duty Military | 11,715 | 763 | 982 | 9,970 | 0 |
| Civilian | 35,805 | 2,190 | 1,650 | 21,707 | 10,258 |
| Reserve & National Guard | 60,424 | 37,371 | 10,292 | 12,761 | 0 |
| II. Expenditures - Total | \$7,024,246 | \$1,719,244 | \$675,801 | \$3,904,262 | \$724,939 |
| A. Payroll Outlays - Total | 1,954,878 | 275,819 | 161,299 | 1,231,171 | 286,589 |
| Active Duty Military Pay | 342,997 | 21,668 | 22,201 | 299,128 | 0 |
| Civilian Pay | 1,091,153 | 58,930 | 41,248 | 704,386 | 286,589 |
| Reserve & National Guard Pay | 150,893 | 84,747 | 24,473 | 41,673 | 0 |
| Retired Military Pay | 369,835 | 110,474 | 73,377 | 185,984 | 0 |
| B. Prime Contracts Over \$25,000 Total | 5,069,368 | 1,443,425 | 514,502 | 2,673,091 | 438,350 |
| Supply Contracts | 3,200,947 | 702,913 | 365,409 | 1,849,251 | 283,374 |
| R&D Contracts | 1,252,722 | 665,010 | 121,605 | 439,649 | 26,458 |
| Service Contracts | 587,162 | 51,912 | 26,472 | 382,334 | 126,444 |
| Construction Contracts | 12,582 | 7,635 | 1,016 | 1,857 | 2,074 |
| Civil Function Contracts | 15,955 | 15,955 | 0 | 0 | 0 |

| Major Locations of Expenditures | Expenditures | | | Major Locations of Personnel | Military and Civilian Personnel | | |
|---------------------------------|--------------|-----------------|-----------------|------------------------------|---------------------------------|----------------------|----------|
| | Total | Payroll Outlays | Prime Contracts | | Total | Active Duty Military | Civilian |
| Cincinnati | \$2,073,635 | \$33,834 | \$2,039,801 | Wright Patterson AFB | 26,760 | 9,462 | 17,298 |
| Wright Patterson AFB | 1,186,487 | 853,880 | 332,607 | Whitehall | 4,102 | 0 | 4,102 |
| Lima | 841,189 | 6,934 | 834,255 | Columbus | 3,047 | 661 | 2,386 |
| Cleveland | 367,421 | 83,515 | 283,906 | Cleveland | 2,889 | 551 | 2,338 |
| Dayton | 330,369 | 23,249 | 307,120 | Kettering | 2,815 | 0 | 2,815 |
| Marysville | 295,604 | 1,720 | 293,884 | Newark | 2,810 | 83 | 2,727 |
| Columbus | 227,581 | 115,963 | 111,618 | Cincinnati | 881 | 300 | 581 |
| Akron | 216,161 | 14,896 | 201,265 | Rickenbacker AFB | 621 | 6 | 615 |
| Whitehall | 126,374 | 126,374 | 0 | Dayton | 384 | 268 | 116 |
| Newark | 97,404 | 79,417 | 17,987 | Vienna | 374 | 0 | 374 |

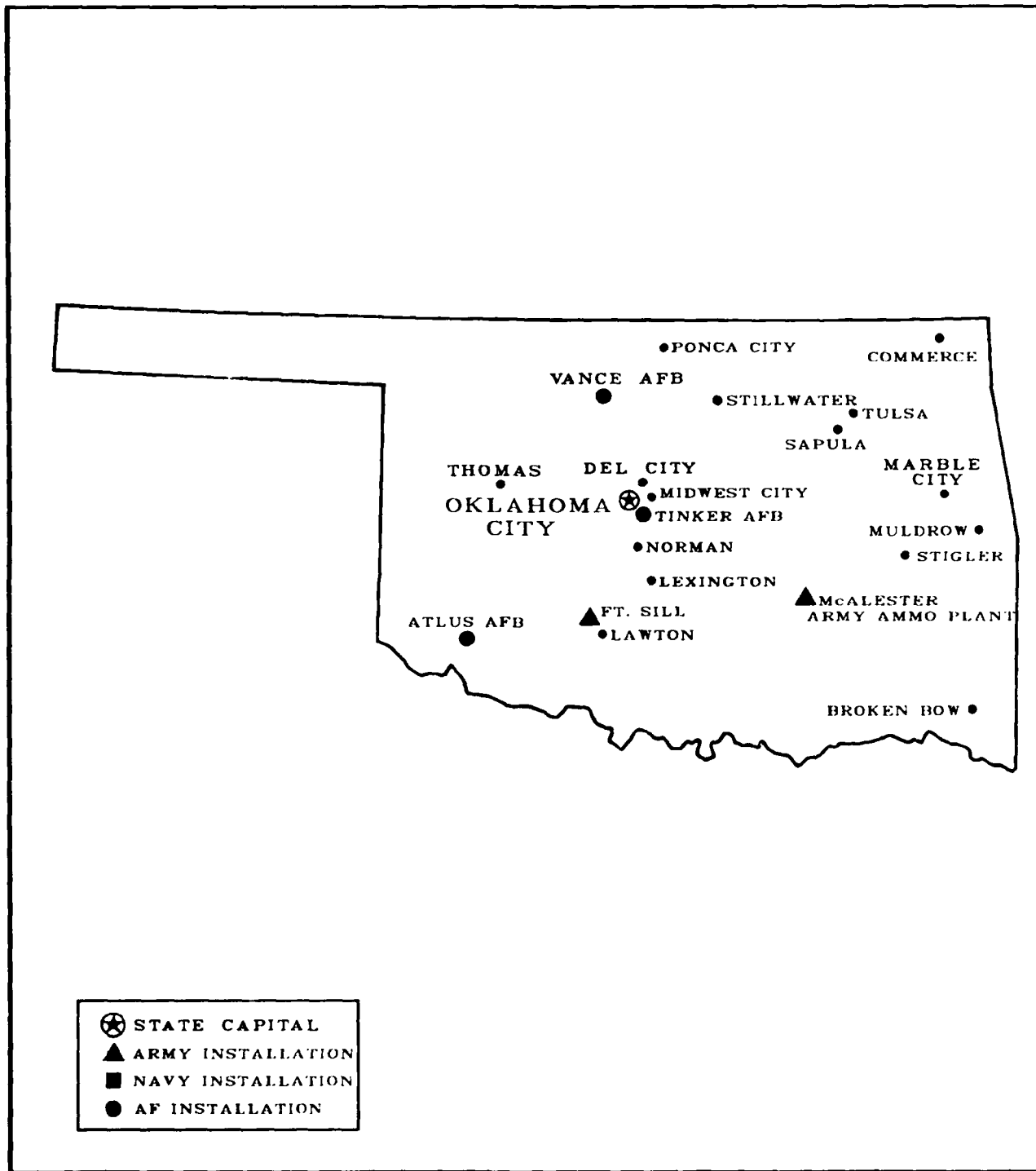
| Prime Contracts Over \$25,000 (Prior Three Years) | Total | Army | Navy & Marine Corps | Air Force | Other Defense Activities |
|---|-------------|-------------|---------------------|-------------|--------------------------|
| Fiscal Year 1988 | \$5,060,402 | \$1,654,739 | \$457,567 | \$2,642,249 | \$305,847 |
| Fiscal Year 1987 | 4,549,702 | 1,376,443 | 627,106 | 2,284,208 | 261,945 |
| Fiscal Year 1986 | 5,200,927 | 894,581 | 511,872 | 3,292,714 | 401,760 |

| Top Five Contractors Receiving the Largest Dollar Volume of Prime Contract Awards in this State | Total Amount | Major Area of Work | |
|---|--------------|--|-----------|
| | | FSC or Service Code Description | Amount |
| 1. GENERAL ELECTRIC CO | \$1,324,926 | Gas Turbines and Jet Engines, Acft & Comps | \$937,081 |
| 2. GENERAL DYNAMICS CORPORATION | 762,467 | RDTE/Tank - Automotive-Engr Development | 631,086 |
| 3. CFM INTERNATIONAL INC | 517,276 | Gas Turbines and Jet Engines, Acft & Comps | 514,866 |
| 4. MARSCO CORPORATION | 293,017 | Trucks and Truck Tractors, Wheeled | 291,024 |
| 5. LORAL CORPORATION | 180,177 | RDTE/Weapons-Engineering Development | 47,990 |
| Total of Above | \$3,077,863 | (60.7% of total awards over \$25,000) | |

Prepared by: Washington Headquarters Services
 Directorate for Information
 Operations and Reports

MAP NO. 37

OKLAHOMA



Prepared By: Washington Headquarters Services
Directorate for Information
Operations and Reports

OKLAHOMA

FISCAL YEAR 1989

(DOLLARS IN THOUSANDS)

| Personnel/Expenditures | Total | Army | Navy & Marine Corps | Air Force | Other Defense Activities |
|---|-------------|-----------|---------------------------|-------------|--------------------------------|
| I. Personnel - Total | 78,363 | 40,135 | 2,682 | 35,328 | 218 |
| Active Duty Military | 28,158 | 15,847 | 344 | 11,967 | 0 |
| Civilian | 24,398 | 5,356 | 103 | 18,721 | 218 |
| Reserve & National Guard | 25,807 | 18,932 | 2,235 | 4,640 | 0 |
| II. Expenditures - Total | \$2,474,949 | \$990,097 | \$88,105 | \$1,188,651 | \$208,096 |
| A. Payroll Outlays - Total | 1,815,834 | 800,941 | 65,915 | 942,994 | 5,984 |
| Active Duty Military Pay | 696,112 | 410,296 | 8,952 | 276,864 | 0 |
| Civilian Pay | 661,866 | 143,331 | 2,941 | 509,610 | 5,984 |
| Reserve & National Guard Pay | 120,537 | 95,880 | 6,184 | 18,473 | 0 |
| Retired Military Pay | 337,319 | 151,4 | 47,838 | 136,047 | 0 |
| B. Prime Contracts Over \$25,000 Total | 659,115 | 189,156 | 22,190 | 245,657 | 202,112 |
| Supply Contracts | 286,895 | 51,481 | 9,928 | 31,851 | 193,635 |
| R&D Contracts | 38,592 | 8,302 | 197 | 29,294 | 799 |
| Service Contracts | 280,224 | 80,934 | 11,912 | 179,700 | 7,678 |
| Construction Contracts | 35,698 | 30,733 | 153 | 4,812 | 0 |
| Civil Function Contracts | 17,706 | 17,706 | 0 | 0 | 0 |

| Major Locations of Expenditures | Expenditures | | | Major Locations of Personnel | Military and Civilian Personnel | | |
|------------------------------------|--------------|--------------------|--------------------|---------------------------------|---------------------------------|-------------------------|----------|
| | Total | Payroll Outlays | Prime Contracts | | Total | Active Duty Military | Civilian |
| Oklahoma City | \$885,024 | \$737,968 | \$147,056 | Tinker AFB | 24,292 | 7,059 | 17,233 |
| Fort Sill | 605,000 | 524,855 | 80,145 | Fort Sill | 18,689 | 15,830 | 2,859 |
| Tulsa | 144,790 | 57,425 | 87,365 | Altus AFB | 4,018 | 3,479 | 539 |
| Altus | 107,975 | 97,145 | 10,830 | Vance Air Force Base | 1,447 | 1,321 | 126 |
| Thomas | 84,203 | 78 | 84,125 | Oklahoma City | 1,282 | 282 | 1,000 |
| Vance Air Force Base | 83,444 | 37,977 | 45,467 | Tulsa | 1,091 | 22 | 1,069 |
| Lawton | 70,859 | 66,320 | 4,539 | McAlester | 1,041 | 17 | 1,024 |
| Ponca City | 53,943 | 3,210 | 50,733 | Norman | 225 | 82 | 143 |
| Norman | 49,286 | 21,635 | 27,651 | Broken Bow | 37 | 0 | 37 |
| Commerce | 29,584 | 170 | 29,414 | Stigler | 37 | 0 | 37 |

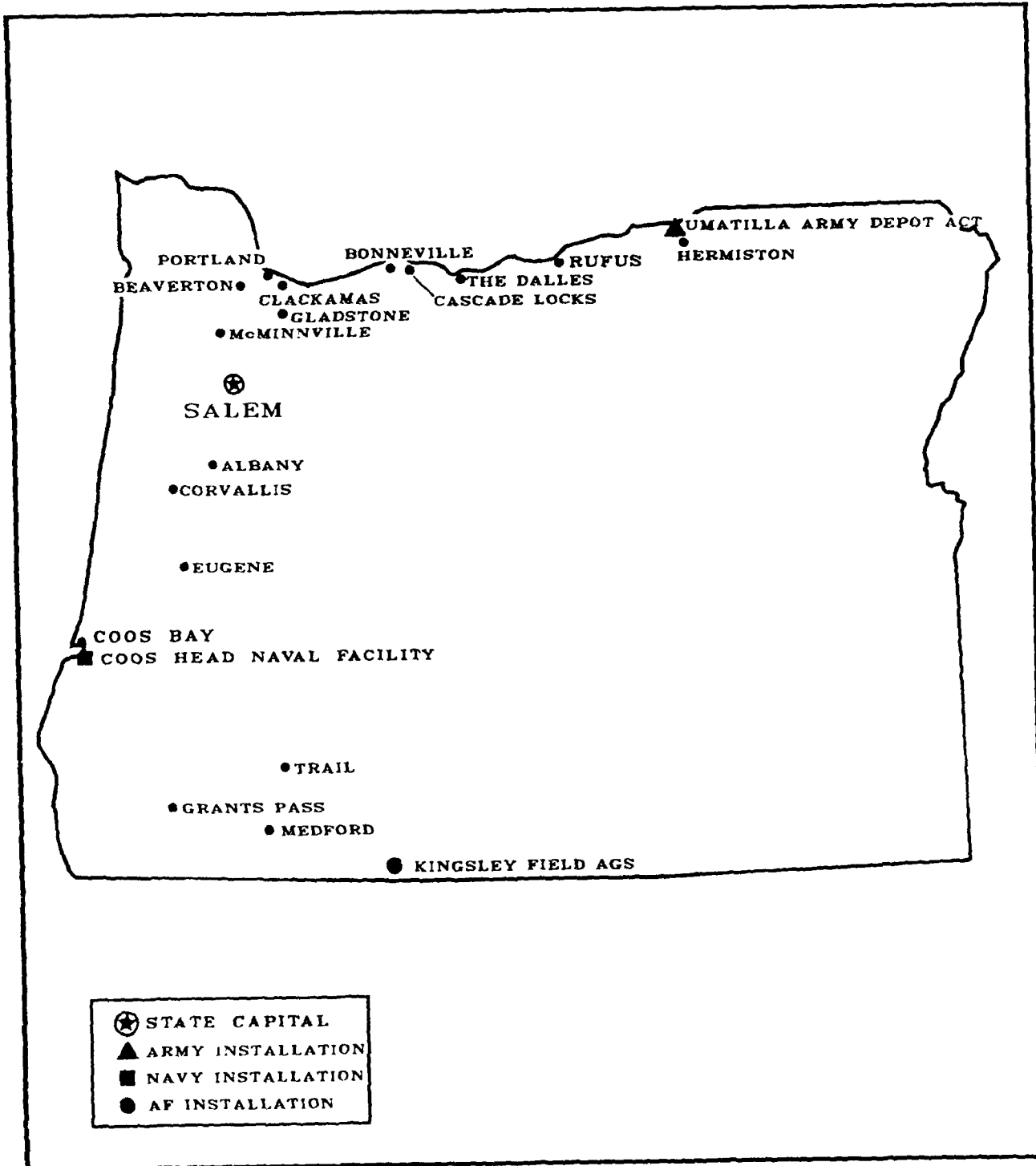
| Prime Contracts Over \$25,000 (Prior Three Years) | Total | Army | Navy & Marine Corps | Air Force | Other Defense Activities |
|--|-----------|-----------|---------------------------|-----------|--------------------------------|
| Fiscal Year 1988 | \$540,760 | \$152,079 | \$29,276 | \$256,295 | \$103,110 |
| Fiscal Year 1987 | 607,866 | 236,604 | 45,111 | 198,395 | 127,756 |
| Fiscal Year 1986 | 774,616 | 250,722 | 42,029 | 263,237 | 218,628 |

| Top Five Contractors Receiving the Largest Dollar Volume of Prime Contract Awards in this State | Total Amount | Major Area of Work | |
|---|-----------------|--|----------|
| | | FSC or Service Code Description | Amount |
| 1. BARRETT REFINING CORPORATION | \$84,125 | Liquid Propellants & Fuel, Petroleum Base | \$84,125 |
| 2. NORTHROP CORPORATION | 60,073 | Operation/All Other Non-Building Facilitie | 36,471 |
| 3. DU PONT E I DE NMOURS COMPANY | 48,639 | Liquid Propellants & Fuel, Petroleum Base | 48,153 |
| 4. MC DONNELL DOUGLAS CORPORATION | 39,202 | RDTE/Aircraft-Engineering Development | 26,155 |
| 5. WILLBROS GROUP INC | 30,175 | Petroleum Production & Distribution Equip | 29,684 |
| Total of Above | \$262,214 | (39.8% of total awards over \$25,000) | |

Prepared by: Washington Headquarters Services
Directorate for Information
Operations and Reports

MAP NO. 38

OREGON



Prepared By: Washington Headquarters Services
Directorate for Information
Operations and Reports

OREGON

FISCAL YEAR 1989

(DOLLARS IN THOUSANDS)

| Personnel/Expenditures | Total | Army | Navy & Marine Corps | Air Force | Other Defense Activities |
|--|-----------|-----------|---------------------|-----------|--------------------------|
| I. Personnel - Total | 23,790 | 15,364 | 4,146 | 4,229 | 51 |
| Active Duty Military | 666 | 196 | 407 | 63 | 0 |
| Civilian | 3,196 | 2,348 | 22 | 775 | 51 |
| Reserve & National Guard | 19,928 | 12,820 | 3,717 | 3,391 | 0 |
| II. Expenditures - Total | \$565,488 | \$241,269 | \$149,720 | \$146,095 | \$28,404 |
| A. Payroll Outlays - Total | 386,962 | 174,955 | 103,590 | 106,820 | 1,597 |
| Active Duty Military Pay | 22,374 | 5,566 | 15,136 | 1,672 | 0 |
| Civilian Pay | 98,312 | 76,788 | 502 | 19,425 | 1,597 |
| Reserve & National Guard Pay | 54,359 | 32,297 | 10,372 | 11,690 | 0 |
| Retired Military Pay | 211,917 | 60,304 | 77,580 | 74,033 | 0 |
| B. Prime Contracts Over \$25,000 Total | 178,526 | 66,314 | 46,130 | 39,275 | 26,807 |
| Supply Contracts | 126,498 | 46,783 | 25,554 | 33,625 | 20,536 |
| R&D Contracts | 14,560 | 2,843 | 6,112 | 776 | 4,829 |
| Service Contracts | 26,142 | 5,362 | 14,464 | 4,874 | 1,442 |
| Construction Contracts | 4,313 | 4,313 | 0 | 0 | 0 |
| Civil Function Contracts | 7,013 | 7,013 | 0 | 0 | 0 |

| Major Locations of Expenditures | Expenditures | | | Major Locations of Personnel | Military and Civilian Personnel | | |
|---------------------------------|--------------|-----------------|-----------------|------------------------------|---------------------------------|----------------------|----------|
| | Total | Payroll Outlays | Prime Contracts | | Total | Active Duty Military | Civilian |
| Portland | \$190,162 | \$119,021 | \$71,141 | Portland | 2,357 | 490 | 1,867 |
| Beaverton | 55,974 | 5,680 | 50,294 | Salem | 297 | 36 | 261 |
| Salem | 27,175 | 26,381 | 794 | Hermiston | 288 | 2 | 286 |
| Grants Pass | 14,638 | 7,872 | 6,766 | Bonneville | 154 | 0 | 154 |
| Clackamas | 13,994 | 6,823 | 7,171 | Gladstone | 142 | 0 | 142 |
| Corvallis | 13,087 | 8,154 | 4,933 | Umatilla | 99 | 10 | 89 |
| Eugene | 10,745 | 8,588 | 2,157 | Kingsley Field | 97 | 0 | 97 |
| Albany | 8,484 | 2,307 | 6,177 | The Dalles | 84 | 0 | 84 |
| Hermiston | 8,022 | 7,453 | 569 | Corvallis | 68 | 62 | 6 |
| Medford | 7,502 | 7,213 | 289 | Eugene | 38 | 28 | 10 |

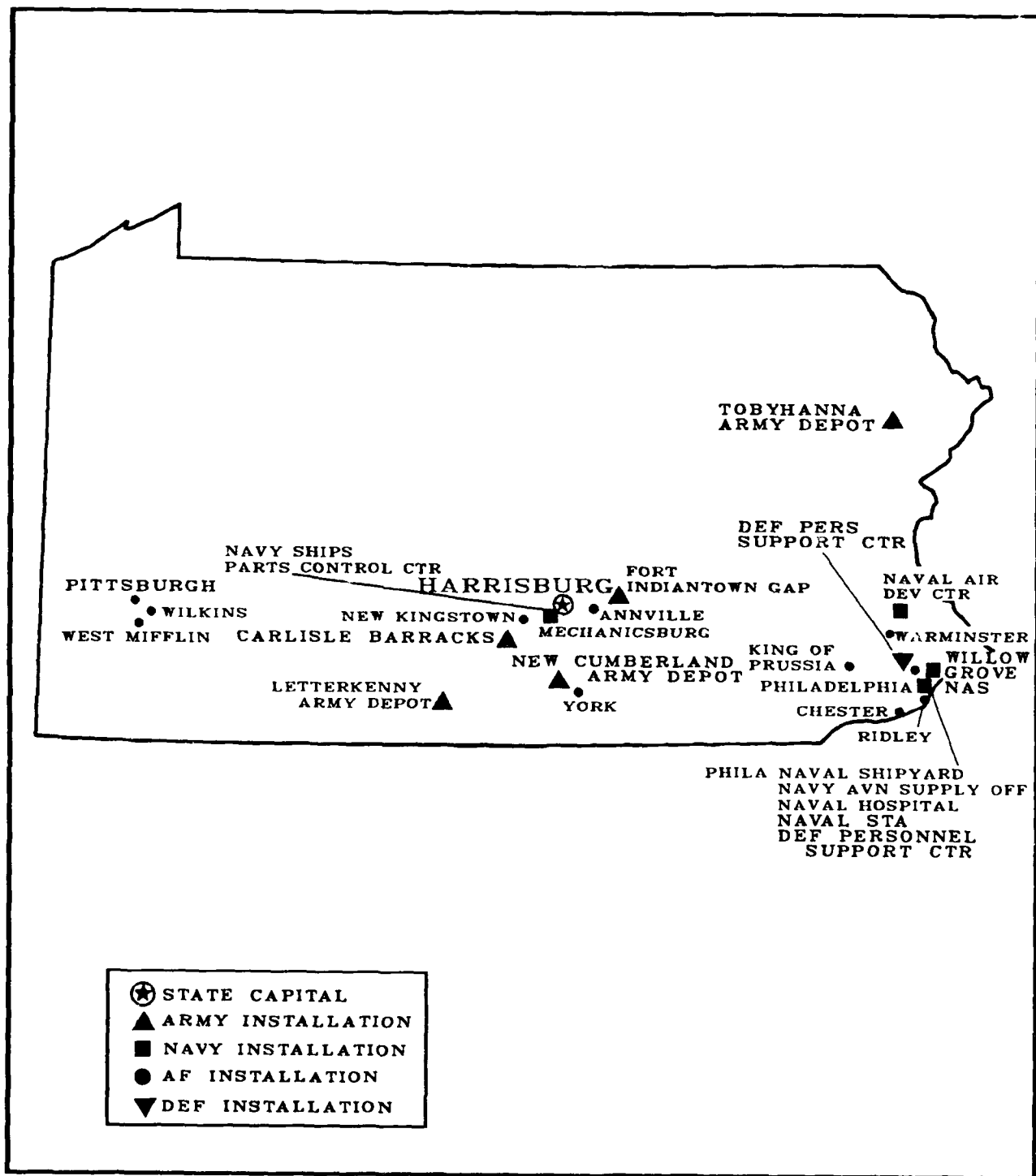
| Prime Contracts Over \$25,000 (Prior Three Years) | Total | Army | Navy & Marine Corps | Air Force | Other Defense Activities |
|---|-----------|-----------|---------------------|-----------|--------------------------|
| Fiscal Year 1988 | \$452,853 | \$255,517 | \$93,890 | \$68,535 | \$34,911 |
| Fiscal Year 1987 | 286,582 | 126,535 | 74,017 | 43,210 | 42,820 |
| Fiscal Year 1986 | 340,069 | 127,467 | 85,120 | 49,918 | 77,564 |

| Top Five Contractors Receiving the Largest Dollar Volume of Prime Contract Awards in this State | Total Amount | Major Area of Work | |
|---|--------------|--|----------|
| | | FSC or Service Code Description | Amount |
| 1. TEKTRONIX INC | \$42,248 | Electrical & Elct Meas & Test Instruments | \$37,198 |
| 2. DAIMLER BENZ NO AMER HOLD CO | 26,070 | Trucks and Truck Tractors, Wheeled | 26,070 |
| 3. PRECISION CASTPARTS CORP | 10,330 | Gas Turbines and Jet Engines, Acft & Comps | 10,330 |
| 4. GENERAL INSTRUMENT CORP DEL | 6,073 | Radar Equipment, Airborne | 3,113 |
| 5. W S INC | 5,696 | Maint & Repair of Eq/Ships-Sml Craft-Docks | 5,696 |
| Total of Above | \$90,417 | (50.6% of total awards over \$25,000) | |

Prepared by: Washington Headquarters Services
Directorate for Information
Operations and Reports

MAP NO. 39

PENNSYLVANIA



Prepared By: Washington Headquarters Services
Directorate for Information
Operations and Reports

PENNSYLVANIA

FISCAL YEAR 1989

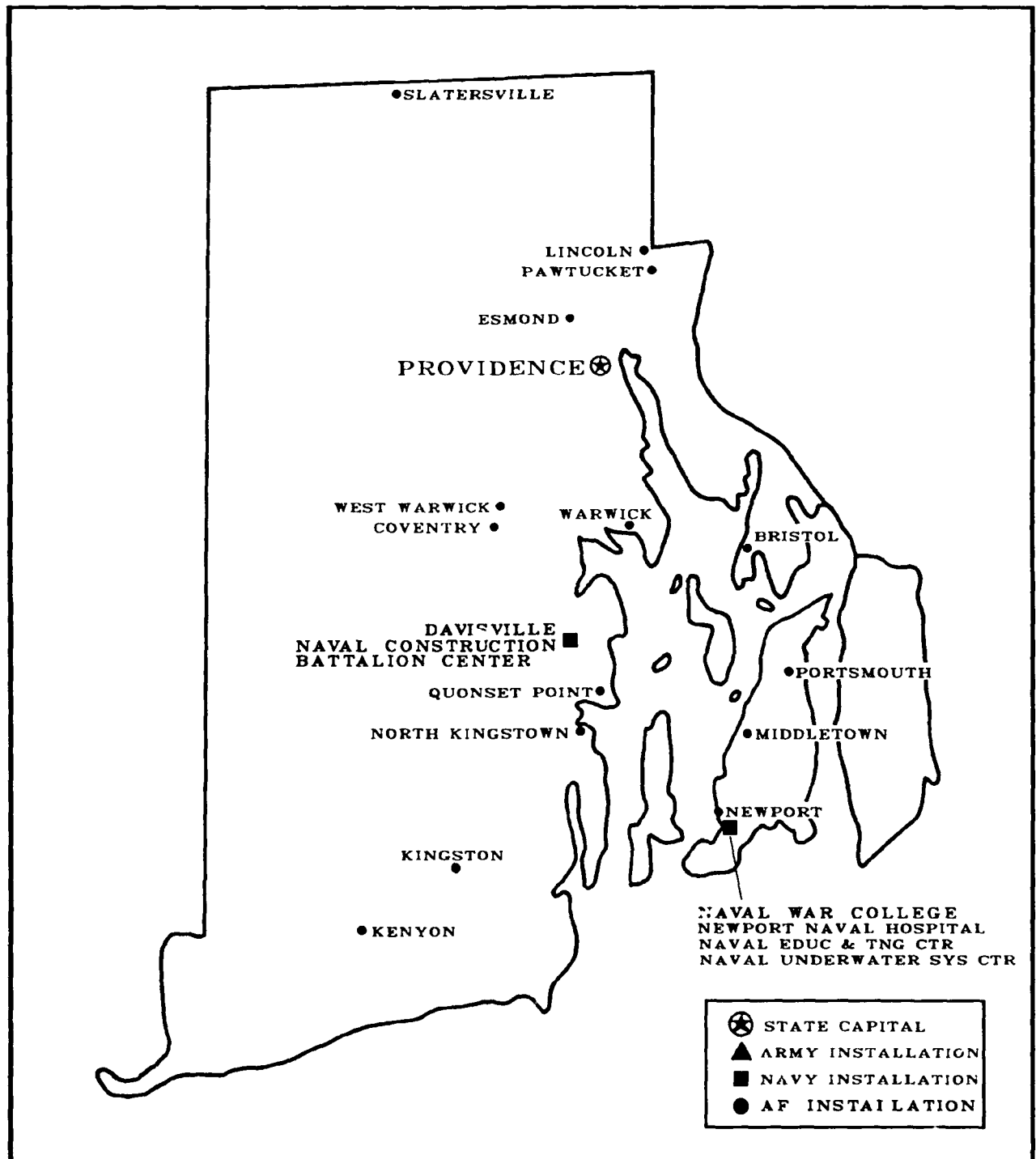
(DOLLARS IN THOUSANDS)

| Personnel/Expenditures | Total | Army | Navy & Marine Corps | Air Force | Other Defense Activities | | |
|---|--------------|--|---------------------|------------------------------|---------------------------------|----------------------|----------|
| I. Personnel - Total | 131,699 | 67,512 | 44,147 | 11,156 | 8,884 | | |
| Active Duty Military | 5,954 | 2,147 | 3,464 | 343 | 0 | | |
| Civilian | 51,972 | 16,967 | 24,513 | 1,608 | 8,884 | | |
| Reserve & National Guard | 73,773 | 48,398 | 16,170 | 9,205 | 0 | | |
| II. Expenditures - Total | \$5,291,477 | \$1,736,331 | \$2,222,864 | \$667,452 | \$664,830 | | |
| A. Payroll Outlays - Total | 2,463,445 | 949,897 | 1,070,003 | 211,050 | 232,495 | | |
| Active Duty Military Pay | 224,904 | 60,975 | 152,777 | 11,152 | 0 | | |
| Civilian Pay | 1,474,544 | 464,497 | 734,814 | 42,738 | 232,495 | | |
| Reserve & National Guard Pay | 306,218 | 219,926 | 48,605 | 37,687 | 0 | | |
| Retired Military Pay | 457,779 | 204,499 | 133,807 | 119,473 | 0 | | |
| B. Prime Contracts Over \$25,000 Total | 2,828,032 | 786,434 | 1,152,861 | 456,402 | 432,335 | | |
| Supply Contracts | 1,695,261 | 498,055 | 511,328 | 323,836 | 362,042 | | |
| R&D Contracts | 697,510 | 135,172 | 394,360 | 109,280 | 58,698 | | |
| Service Contracts | 327,876 | 80,558 | 212,437 | 23,286 | 11,595 | | |
| Construction Contracts | 43,492 | 8,756 | 34,736 | 0 | 0 | | |
| Civil Function Contracts | 63,893 | 63,893 | 0 | 0 | 0 | | |
| Major Locations of Expenditures | Expenditures | | | Major Locations of Personnel | Military and Civilian Personnel | | |
| | Total | Payroll Outlays | Prime Contracts | | Total | Active Duty Military | Civilian |
| Philadelphia | \$1,553,940 | \$820,460 | \$733,480 | Philadelphia | 25,555 | 2,419 | 23,136 |
| West Mifflin | 255,783 | 873 | 254,910 | Mechanicsburg | 7,411 | 159 | 7,252 |
| Mechanicsburg | 253,555 | 218,160 | 35,405 | New Cumberland | 4,537 | 177 | 4,360 |
| Pittsburgh | 193,402 | 53,934 | 139,368 | Letterkenny Army Dep | 4,305 | 143 | 4,162 |
| Wilkins Township | 164,386 | 0 | 164,386 | Tobyhanna | 3,481 | 31 | 3,450 |
| York | 156,952 | 7,332 | 149,620 | Warminster | 2,913 | 232 | 2,681 |
| King of Prussia | 156,136 | 4,335 | 151,801 | Indiantown Gap | 1,446 | 85 | 1,361 |
| Letterkenny Army Dep | 141,142 | 138,706 | 2,436 | Pittsburgh | 1,360 | 614 | 746 |
| Tobyhanna | 124,697 | 117,987 | 6,710 | Carlisle Barracks | 1,313 | 605 | 708 |
| Warminster | 114,355 | 109,868 | 4,487 | Willow Grove | 825 | 341 | 484 |
| Prime Contracts Over \$25,000 (Prior Three Years) | Total | Army | Navy & Marine Corps | Air Force | Other Defense Activities | | |
| Fiscal Year 1988 | \$3,309,472 | \$970,885 | \$1,466,273 | \$504,140 | \$368,174 | | |
| Fiscal Year 1987 | 3,844,665 | 1,329,847 | 1,392,876 | 590,694 | 531,248 | | |
| Fiscal Year 1986 | 4,191,663 | 1,537,282 | 1,520,322 | 547,411 | 586,648 | | |
| Top Five Contractors Receiving the Largest Dollar Volume of Prime Contract Awards in this State | Total Amount | Major Area of Work | | | | | |
| | | FSC or Service Code Description | Amount | | | | |
| 1. WESTINGHOUSE ELECTRIC CORP | \$459,818 | RDTE/Ships-Advanced Development | \$250,971 | | | | |
| 2. GENERAL ELECTRIC CO | 366,912 | Nuclear Warheads and Warhead Sections | 77,759 | | | | |
| 3. BOEING COMPANY THE | 251,289 | Aircraft Rotary Wing | 146,780 | | | | |
| 4. HARSCO CORPORATION | 140,400 | Combat Assault & Tactical Veh, Tracked | 110,143 | | | | |
| 5. CAPITAL MARINE CORP | 57,931 | Cargo and Tanker Vessels | 38,389 | | | | |
| Total of Above | \$1,276,350 | (45.1% of total awards over \$25,000) | | | | | |

Prepared by: Washington Headquarters Services
 Directorate for Information Operations and Reports

MAP NO. 40

RHODE ISLAND



Prepared By: War'ington Headquarters Services
Directorate for Information
Operations and Reports

RHODE ISLAND

FISCAL YEAR 1989

(DOLLARS IN THOUSANDS)

| Personnel/Expenditures | Total | Army | Navy & Marine Corps | Air Force | Other Defense Activities |
|--|-----------|----------|---------------------|-----------|--------------------------|
| I. Personnel - Total | 17,202 | 5,406 | 9,753 | 1,956 | 87 |
| Active Duty Military | 4,059 | 97 | 3,911 | 51 | 0 |
| Civilian | 4,512 | 366 | 3,800 | 259 | 87 |
| Reserve & National Guard | 8,631 | 4,943 | 2,042 | 1,646 | 0 |
| II. Expenditures - Total | \$813,178 | \$59,993 | \$674,372 | \$65,543 | \$13,270 |
| A. Payroll Outlays - Total | 395,694 | 50,305 | 319,833 | 23,018 | 2,538 |
| Active Duty Military Pay | 147,628 | 2,755 | 142,637 | 2,236 | 0 |
| Civilian Pay | 138,917 | 8,267 | 121,703 | 6,409 | 2,538 |
| Reserve & National Guard Pay | 32,271 | 20,182 | 6,738 | 5,351 | 0 |
| Retired Military Pay | 76,878 | 19,101 | 48,755 | 9,022 | 0 |
| B. Prime Contracts Over \$25,000 Total | 417,484 | 9,688 | 354,539 | 42,525 | 10,732 |
| Supply Contracts | 234,068 | 2,167 | 181,715 | 41,057 | 9,129 |
| R&D Contracts | 17,589 | 1,472 | 13,433 | 1,098 | 1,586 |
| Service Contracts | 145,418 | 3,261 | 141,770 | 370 | 17 |
| Construction Contracts | 19,279 | 1,658 | 17,621 | 0 | 0 |
| Civil Function Contracts | 1,130 | 1,130 | 0 | 0 | 0 |

| Major Locations of Expenditures | Expenditures | | | Major Locations of Personnel | Military and Civilian Personnel | | |
|---------------------------------|--------------|-----------------|-----------------|------------------------------|---------------------------------|----------------------|----------|
| | Total | Payroll Outlays | Prime Contracts | | Total | Active Duty Military | Civilian |
| Newport | \$339,081 | \$273,889 | \$65,192 | Newport | 7,501 | 3,899 | 3,602 |
| Portsmouth | 155,005 | 8,753 | 146,252 | Providence | 319 | 119 | 200 |
| Middletown | 85,774 | 2,845 | 82,929 | Davisville | 236 | 16 | 220 |
| Providence | 54,486 | 29,730 | 24,756 | North Kingstown | 183 | 0 | 183 |
| Esmond | 45,042 | 1,149 | 43,893 | Kingston | 72 | 14 | 58 |
| Naval Underwater Sys | 23,154 | 0 | 23,154 | Lincoln | 60 | 0 | 60 |
| Warwick | 18,319 | 12,345 | 5,974 | Warwick | 40 | 3 | 37 |
| North Kingstown | 12,583 | 11,672 | 911 | Portsmouth | 37 | 0 | 37 |
| Davisville | 7,616 | 6,391 | 1,225 | Coventry | 36 | 4 | 32 |
| Pawtucket | 6,281 | 3,738 | 2,543 | Slatersville | 34 | 0 | 34 |

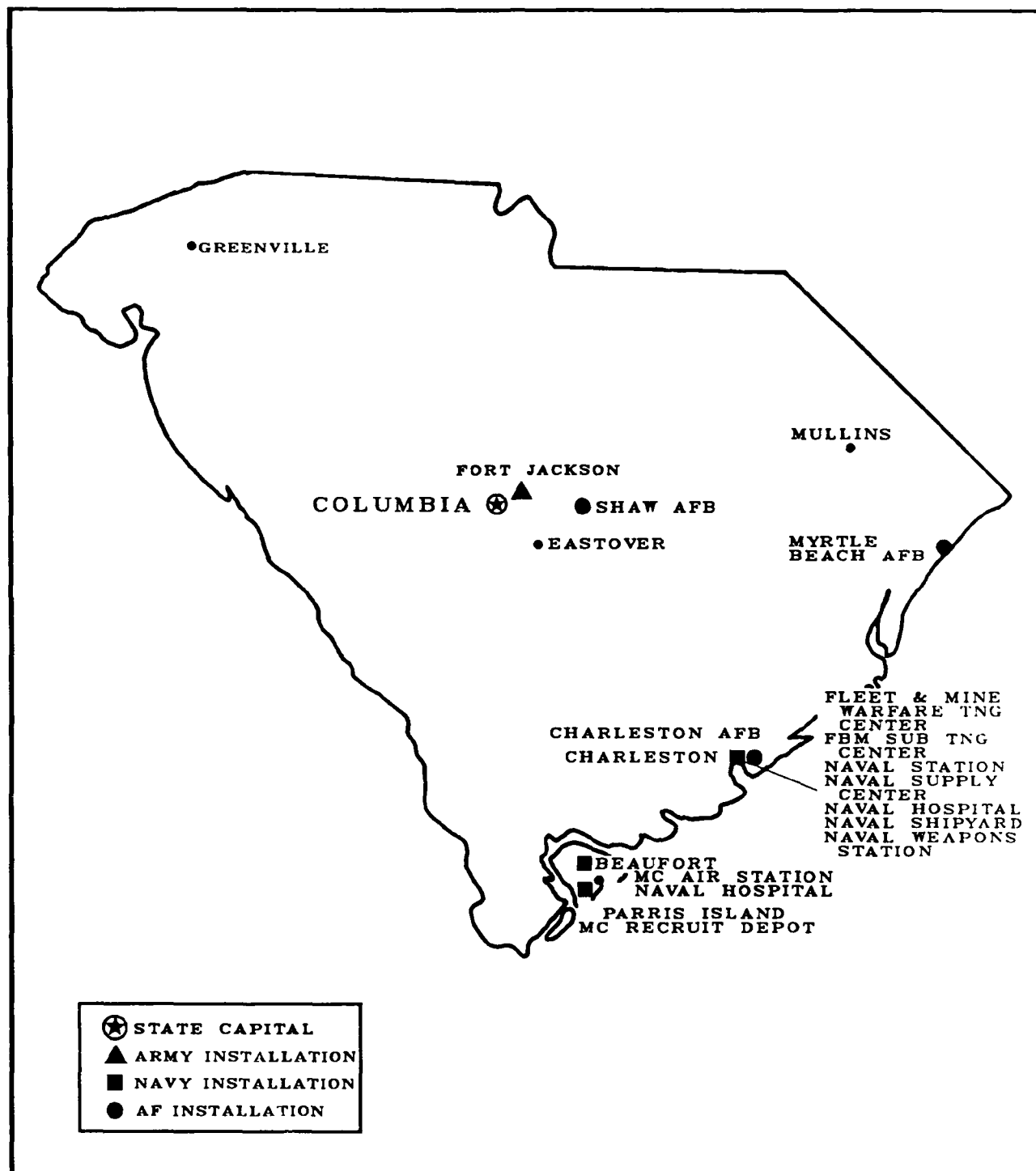
| Prime Contracts Over \$25,000 (Prior Three Years) | Total | Army | Navy & Marine Corps | Air Force | Other Defense Activities |
|---|-----------|----------|---------------------|-----------|--------------------------|
| Fiscal Year 1988 | \$428,961 | \$23,866 | \$348,057 | \$21,152 | \$35,886 |
| Fiscal Year 1987 | 477,934 | 13,874 | 401,794 | 18,121 | 44,145 |
| Fiscal Year 1986 | 393,572 | 30,251 | 284,408 | 14,217 | 64,696 |

| Top Five Contractors Receiving the Largest Dollar Volume of Prime Contract Awards in this State | Total Amount | Major Area of Work | |
|---|--------------|--|----------|
| | | FSC or Service Code Description | Amount |
| 1. RAYTHEON COMPANY | \$146,550 | Underwater Sound Equipment | \$75,035 |
| 2. MINE SAFETY APPLS COMPANY | 43,893 | Safety and Rescue Equipment | 43,893 |
| 3. DERECKTOR ROBERT E INC | 32,030 | Tugs and Towboats | 22,103 |
| 4. C F S AIRCARGO INC | 12,952 | Other Cargo & Freight Services | 12,952 |
| 5. MC LAUGHLIN ENTERPRISES LTD | 11,154 | Logistics Support Services | 5,493 |
| Total of Above | \$246,579 | (59.1% of total awards over \$25,000) | |

Prepared by: Washington Headquarters Services
 Directorate for Information
 Operations and Reports

MAP NO. 41

SOUTH CAROLINA



Prepared By: Washington Headquarters Services
Directorate for Information
Operations and Reports

SOUTH CAROLINA

FISCAL YEAR 1989

(DOLLARS IN THOUSANDS)

| Personnel/Expenditures | Total | Army | Navy & Marine Corps | Air Force | Other Defense Activities |
|--|-------------|-----------|---------------------|-----------|--------------------------|
| I. Personnel - Total | 96,269 | 38,754 | 36,106 | 21,259 | 150 |
| Active Duty Military | 41,605 | 11,796 | 16,516 | 13,293 | 0 |
| Civilian | 20,714 | 3,147 | 14,834 | 2,583 | 150 |
| Reserve & National Guard | 33,950 | 23,811 | 4,756 | 5,383 | 0 |
| II. Expenditures - Total | \$3,174,411 | \$852,330 | \$1,536,969 | \$606,570 | \$178,542 |
| A. Payroll Outlays - Total | 2,606,245 | 708,684 | 1,339,521 | 553,996 | 4,044 |
| Active Duty Military Pay | 1,316,068 | 298,086 | 723,228 | 294,754 | 0 |
| Civilian Pay | 595,656 | 106,414 | 422,453 | 62,745 | 4,044 |
| Reserve & National Guard Pay | 168,103 | 108,247 | 41,540 | 18,316 | 0 |
| Retired Military Pay | 526,418 | 195,937 | 152,300 | 178,181 | 0 |
| B. Prime Contracts Over \$25,000 Total | 568,166 | 143,646 | 197,448 | 52,574 | 174,498 |
| Supply Contracts | 146,383 | 48,627 | 17,983 | 16,234 | 63,539 |
| R&D Contracts | 18,623 | 826 | 15,229 | 50 | 2,518 |
| Service Contracts | 350,063 | 57,856 | 147,814 | 35,952 | 108,441 |
| Construction Contracts | 30,512 | 13,752 | 16,422 | 338 | 0 |
| Civil Function Contracts | 22,585 | 22,585 | 0 | 0 | 0 |

| Major Locations of Expenditures | Expenditures | | | Major Locations of Personnel | Military and Civilian Personnel | | |
|---------------------------------|--------------|-----------------|-----------------|------------------------------|---------------------------------|----------------------|----------|
| | Total | Payroll Outlays | Prime Contracts | | Total | Active Duty Military | Civilian |
| Charleston | \$1,117,328 | \$965,077 | \$152,251 | Charleston | 20,138 | 6,132 | 14,006 |
| Fort Jackson | 451,417 | 414,301 | 37,116 | Fort Jackson | 13,885 | 11,515 | 2,370 |
| Parris Island MCRD | 197,383 | 178,598 | 18,785 | Parris Island MCRD | 7,551 | 7,181 | 370 |
| Columbia | 194,627 | 100,954 | 93,673 | Shaw Air Force Base | 6,507 | 5,862 | 645 |
| Shaw Air Force Base | 165,347 | 150,385 | 14,962 | Charleston AFB | 5,310 | 4,098 | 1,212 |
| Charleston AFB | 132,156 | 120,673 | 11,483 | Myrtle Beach AFB | 3,792 | 3,317 | 475 |
| Beaufort | 105,685 | 100,401 | 5,284 | Beaufort | 3,695 | 3,006 | 689 |
| Myrtle Beach AFB | 90,066 | 79,633 | 10,433 | Columbia | 694 | 407 | 287 |
| North Charleston | 51,608 | 16,398 | 35,210 | Eastover | 368 | 2 | 366 |
| Mullins | 38,660 | 2,624 | 36,036 | Greenville | 99 | 21 | 78 |

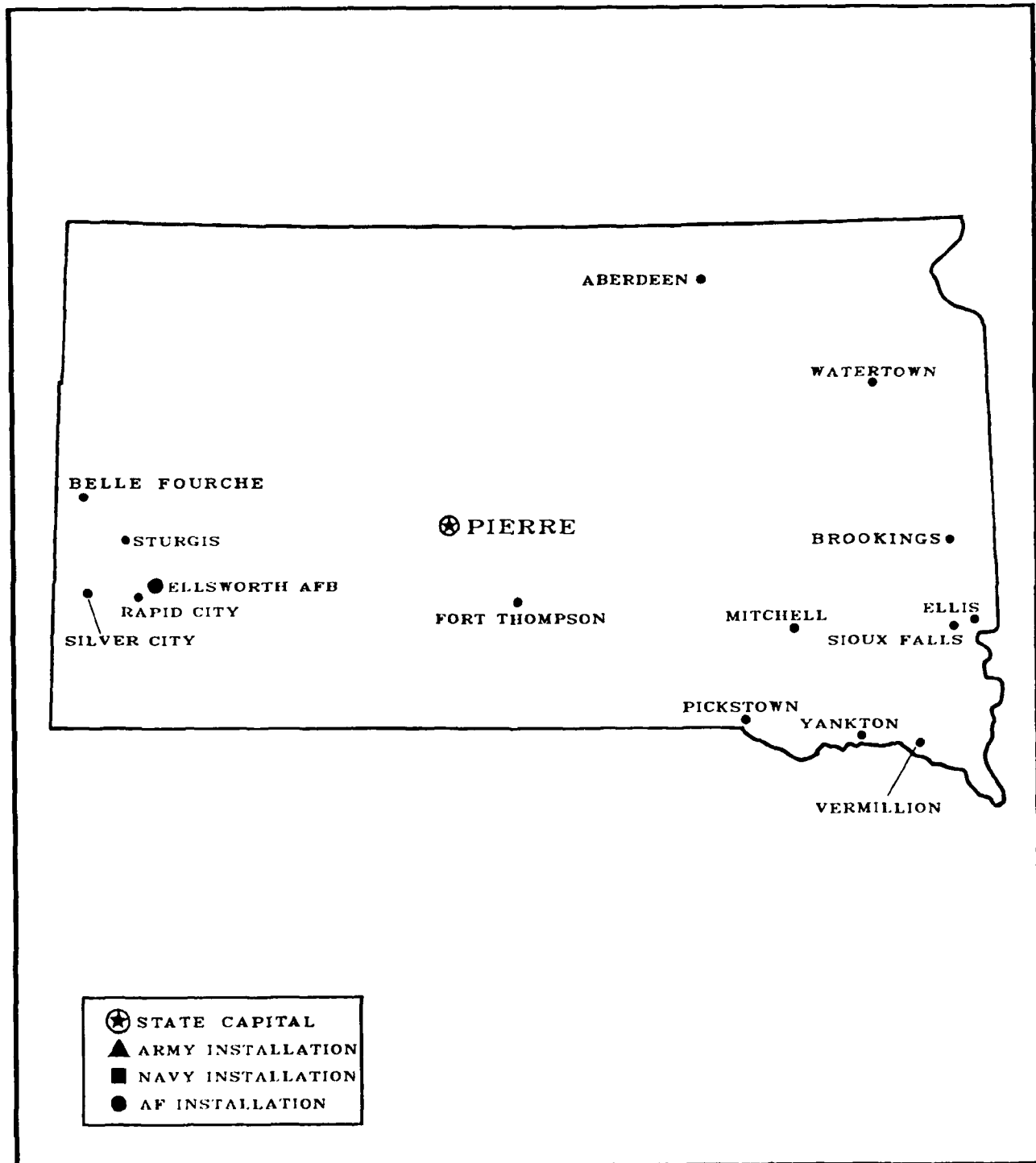
| Prime Contracts Over \$25,000 (Prior Three Years) | Total | Army | Navy & Marine Corps | Air Force | Other Defense Activities |
|---|-----------|-----------|---------------------|-----------|--------------------------|
| Fiscal Year 1988 | \$566,225 | \$192,910 | \$220,516 | \$52,977 | \$99,822 |
| Fiscal Year 1987 | 571,069 | 142,479 | 213,819 | 58,873 | 155,898 |
| Fiscal Year 1986 | 521,073 | 123,510 | 182,016 | 71,740 | 143,807 |

| Top Five Contractors Receiving the Largest Dollar Volume of Prime Contract Awards in this State | Total Amount | Major Area of Work | |
|---|--------------|--|----------|
| | | FSC or Service Code Description | Amount |
| 1. MAC ALLOY CORP | \$61,602 | Other Natural Resources & Conservation Ser | \$61,602 |
| 2. BLUE CROSS BL SHLD SC | 44,985 | Dependent Medicare Services | 44,985 |
| 3. F N MANUFACTURING INC | 36,922 | Guns, Through 30 mm | 36,657 |
| 4. UNAKA CO INC THE | 36,036 | Composite Food Packages | 27,694 |
| 5. METAL TRADES INC | 16,048 | Maint & Repair of Eq/Ships-Sml Craft-Docks | 12,043 |
| Total of Above | \$195,593 | (34.4% of total awards over \$25,000) | |

Prepared by: Washington Headquarters Services
Directorate for Information
Operations and Reports

MAP NO. 42

SOUTH DAKOTA



Prepared By: Washington Headquarters Services
Directorate for Information
Operations and Reports

SOUTH DAKOTA

FISCAL YEAR 1989

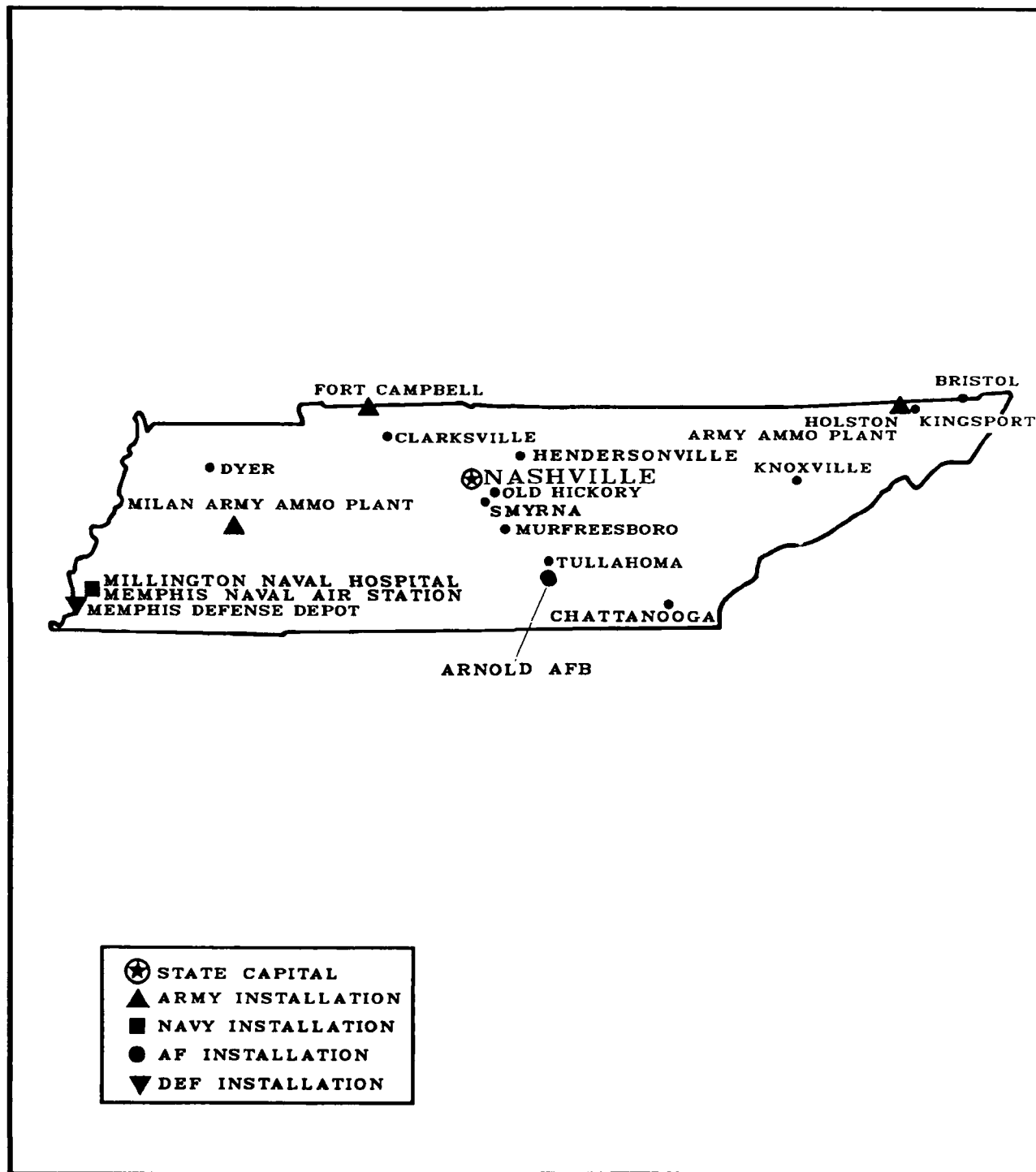
(DOLLARS IN THOUSANDS)

| Personnel/Expenditures | Total | Army | Navy & Marine Corps | Air Force | Other Defense Activities | | |
|---|--------------|--|---------------------|------------------------------|---------------------------------|----------------------|----------|
| I. Personnel - Total | 15,894 | 6,345 | 531 | 9,002 | 16 | | |
| Active Duty Military | 6,960 | 49 | 7 | 6,904 | 0 | | |
| Civilian | 1,479 | 542 | 1 | 920 | 16 | | |
| Reserve & National Guard | 7,455 | 5,754 | 523 | 1,178 | 0 | | |
| II. Expenditures - Total | \$314,053 | \$80,014 | \$7,842 | \$220,567 | \$5,630 | | |
| A. Payroll Outlays - Total | 246,627 | 46,909 | 7,102 | 192,171 | 445 | | |
| Active Duty Military Pay | 145,977 | 1,391 | 262 | 144,324 | 0 | | |
| Civilian Pay | 36,369 | 16,483 | 33 | 19,408 | 445 | | |
| Reserve & National Guard Pay | 23,540 | 18,370 | 1,231 | 3,939 | 0 | | |
| Retired Military Pay | 40,741 | 10,665 | 5,576 | 24,500 | 0 | | |
| B. Prime Contracts Over \$25,000 Total | 67,426 | 33,105 | 740 | 28,396 | 5,185 | | |
| Supply Contracts | 30,323 | 22,313 | 740 | 2,146 | 5,124 | | |
| R&D Contracts | 59 | 0 | 0 | 59 | 0 | | |
| Service Contracts | 18,039 | 1,993 | 0 | 15,985 | 61 | | |
| Construction Contracts | 17,246 | 7,040 | 0 | 10,206 | 0 | | |
| Civil Function Contracts | 1,759 | 1,759 | 0 | 0 | 0 | | |
| Major Locations of Expenditures | Expenditures | | | Major Locations of Personnel | Military and Civilian Personnel | | |
| | Total | Payroll Outlays | Prime Contracts | | Total | Active Duty Military | Civilian |
| Ellsworth AFB | \$193,489 | \$161,388 | \$32,101 | Ellsworth AFB | 7,544 | 6,828 | 716 |
| Sioux Falls | 32,975 | 9,550 | 23,425 | Sioux Falls | 286 | 26 | 260 |
| Rapid City | 20,118 | 19,835 | 283 | Rapid City | 266 | 23 | 243 |
| Silver City | 4,865 | 4,865 | 0 | Pierre | 81 | 1 | 80 |
| Pierre | 4,327 | 3,675 | 652 | Belle Fourche | 62 | 57 | 5 |
| Brookings | 3,426 | 2,932 | 494 | Yankton | 54 | 0 | 54 |
| Yankton | 3,409 | 3,037 | 372 | Pickstown | 49 | 0 | 49 |
| Ellis | 3,258 | 3,258 | 0 | Fort Thompson | 44 | 0 | 44 |
| Mitchell | 2,719 | 2,315 | 404 | Brookings | 36 | 16 | 20 |
| Belle Fourche | 2,337 | 1,436 | 901 | Vermillion | 9 | 6 | 3 |
| Prime Contracts Over \$25,000 (Prior Three Years) | Total | Army | Navy & Marine Corps | Air Force | Other Defense Activities | | |
| Fiscal Year 1988 | \$53,605 | \$20,287 | \$315 | \$17,794 | \$15,209 | | |
| Fiscal Year 1987 | 57,559 | 26,325 | 542 | 19,792 | 10,900 | | |
| Fiscal Year 1986 | 127,633 | 79,985 | 204 | 39,038 | 8,406 | | |
| Top Five Contractors Receiving the Largest Dollar Volume of Prime Contract Awards in this State | Total Amount | Major Area of Work | | | | | |
| | | FSC or Service Code Description | Amount | | | | |
| 1. RAVEN INDUSTRIES INC | \$21,801 | Radio & TV Comm Equipment, Except Airborne | \$20,179 | | | | |
| 2. PETER & HANGEL CNSTR SVC | 11,433 | Food or Grain Storage Buildings | 7,869 | | | | |
| 3. MDU RESOURCES GROUP INC | 2,132 | Gas Services | 2,132 | | | | |
| 4. ALKOTA CLEANING SYSTEMS INC | 2,033 | Miscellaneous Maint, Repair Specilized Eq | 2,033 | | | | |
| 5. SCULL JIM CONSTRUCTION SVCS | 1,858 | Maint/Other Residential Buildings | 1,336 | | | | |
| Total of Above | \$39,257 | (58.2% of total awards over \$25,000) | | | | | |

Prepared by: Washington Headquarters Services
 Directorate for Information
 Operations and Reports

MAP NO. 43

TENNESSEE



Prepared By: Washington Headquarters Services
Directorate for Information
Operations and Reports

TENNESSEE

FISCAL YEAR 1989

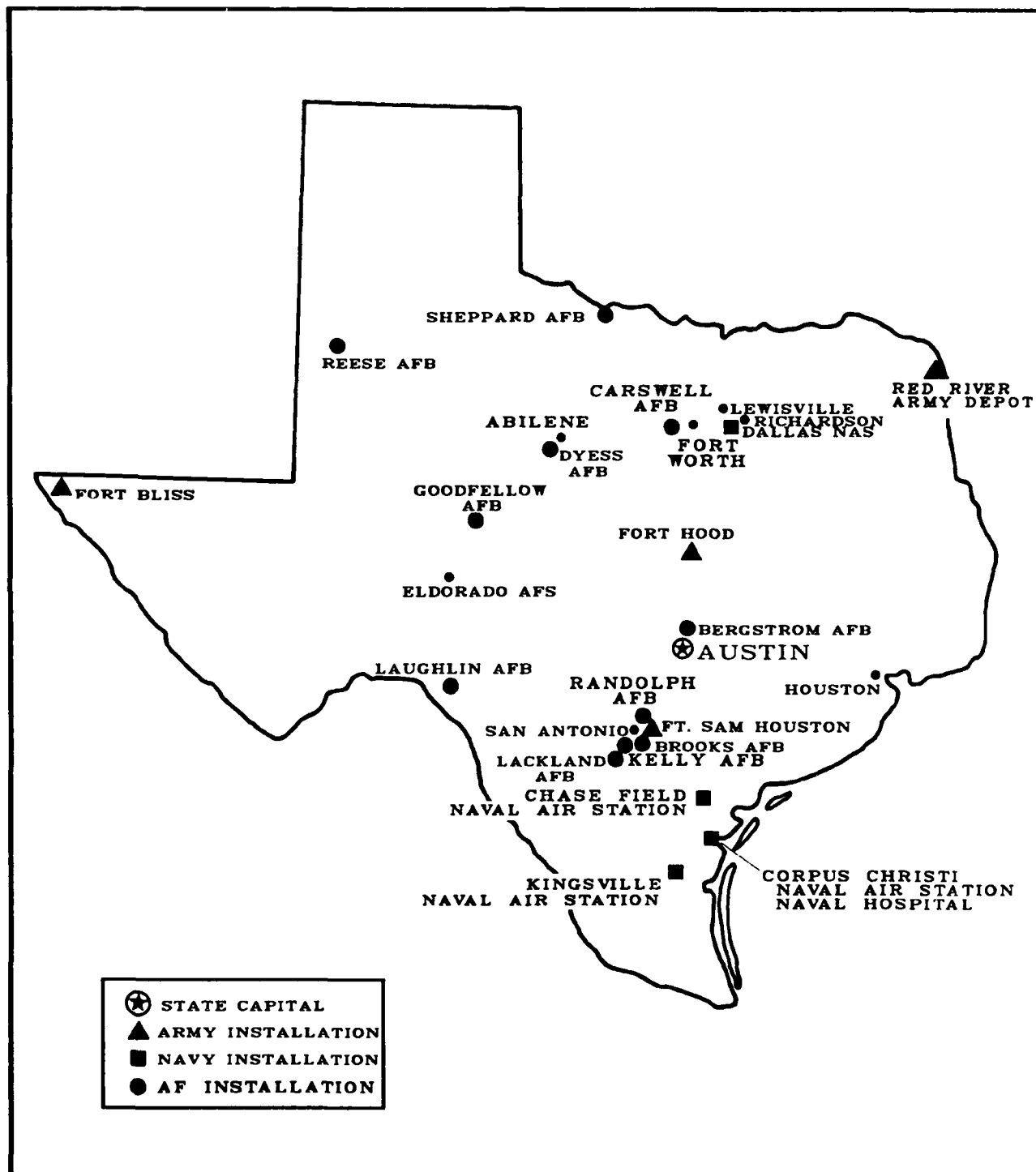
(DOLLARS IN THOUSANDS)

| Personnel/Expenditures | Total | Army | Navy & Marine Corps | Air Force | Other Defense Activities | | |
|---|--------------|--|---------------------|------------------------------|---------------------------------|----------------------|----------|
| I. Personnel - Total | 55,819 | 29,198 | 17,742 | 5,987 | 2,892 | | |
| Active Duty Military | 9,934 | 357 | 9,314 | 263 | 0 | | |
| Civilian | 7,688 | 2,678 | 1,144 | 974 | 2,892 | | |
| Reserve & National Guard | 38,197 | 26,163 | 7,284 | 4,750 | 0 | | |
| II. Expenditures - Total | \$2,016,819 | \$607,720 | \$625,808 | \$572,720 | \$210,571 | | |
| A. Payroll Outlays - Total | 898,374 | 313,628 | 347,561 | 173,078 | 64,107 | | |
| Active Duty Military Pay | 201,973 | 10,140 | 183,495 | 8,338 | 0 | | |
| Civilian Pay | 190,774 | 74,972 | 28,236 | 23,459 | 64,107 | | |
| Reserve & National Guard Pay | 108,537 | 66,615 | 22,201 | 19,721 | 0 | | |
| Retired Military Pay | 397,090 | 161,901 | 113,629 | 121,560 | 0 | | |
| B. Prime Contracts Over \$25,000 Total | 1,118,445 | 294,092 | 278,247 | 399,642 | 146,464 | | |
| Supply Contracts | 581,501 | 57,172 | 206,868 | 175,874 | 141,587 | | |
| R&D Contracts | 141,301 | 2,387 | 28,104 | 110,810 | 0 | | |
| Service Contracts | 327,326 | 172,719 | 36,772 | 112,958 | 4,877 | | |
| Construction Contracts | 38,120 | 31,617 | 6,503 | 0 | 0 | | |
| Civil Function Contracts | 30,197 | 30,197 | 0 | 0 | 0 | | |
| Major Locations of Expenditures | Expenditures | | | Major Locations of Personnel | Military and Civilian Personnel | | |
| | Total | Payroll Outlays | Prime Contracts | | Total | Active Duty Military | Civilian |
| Bristol | \$375,630 | \$4,327 | \$371,303 | Millington | 9,832 | 8,762 | 1,070 |
| Memphis | 235,195 | 151,959 | 83,236 | Memphis | 4,329 | 293 | 4,036 |
| Arnold AFB | 235,009 | 12,601 | 222,408 | Nashville | 1,743 | 535 | 1,208 |
| Millington | 233,412 | 218,204 | 15,208 | Knoxville | 427 | 88 | 339 |
| Holston AAP | 102,739 | 0 | 102,739 | Arnold AFB | 392 | 158 | 234 |
| Nashville | 94,845 | 82,344 | 12,501 | Chattanooga | 114 | 27 | 87 |
| Milan AAP | 63,496 | 0 | 63,496 | Kingsport | 88 | 4 | 84 |
| Knoxville | 61,407 | 36,762 | 24,645 | Smyrna | 85 | 0 | 85 |
| Clarksville | 43,423 | 42,889 | 534 | Old Hickory | 70 | 0 | 70 |
| Tullahoma | 24,795 | 5,430 | 19,365 | Hendersonville | 57 | 0 | 57 |
| Prime Contracts Over \$25,000 (Prior Three Years) | Total | Army | Navy & Marine Corps | Air Force | Other Defense Activities | | |
| Fiscal Year 1988 | \$1,206,912 | \$359,461 | \$220,436 | \$463,453 | \$163,562 | | |
| Fiscal Year 1987 | 985,921 | 348,785 | 83,438 | 369,471 | 184,227 | | |
| Fiscal Year 1986 | 1,156,601 | 410,873 | 175,122 | 400,711 | 169,895 | | |
| Top Five Contractors Receiving the Largest Dollar Volume of Prime Contract Awards in this State | Total Amount | Major Area of Work | | | | | |
| | | FSC or Service Code Description | Amount | | | | |
| 1. RAYTHEON COMPANY | \$369,687 | Guided Missile Components | \$195,814 | | | | |
| 2. EASTMAN KODAK COMPANY | 97,129 | Operation/Ammunition Facilities | 96,980 | | | | |
| 3. SCHNEIDER HOLDINGS INC | 95,966 | Operation/Govt-Owned Contractor-Operated R | 95,966 | | | | |
| 4. MARTIN MARIETTA CORPORATION | 62,475 | Operation/Ammunition Facilities | 62,475 | | | | |
| 5. SVERDRUP CORPORATION | 56,234 | RUTE/Other Research & Development-Mgmt & S | 54,892 | | | | |
| Total of Above | \$681,491 | (60.9% of total awards over \$25,000) | | | | | |

Prepared by: Washington Headquarters Services
 Directorate for Information
 Operations and Reports

MAP NO. 44

TEXAS



Prepared By: Washington Headquarters Services
Directorate for Information
Operations and Reports

TEXAS

FISCAL YEAR 1989

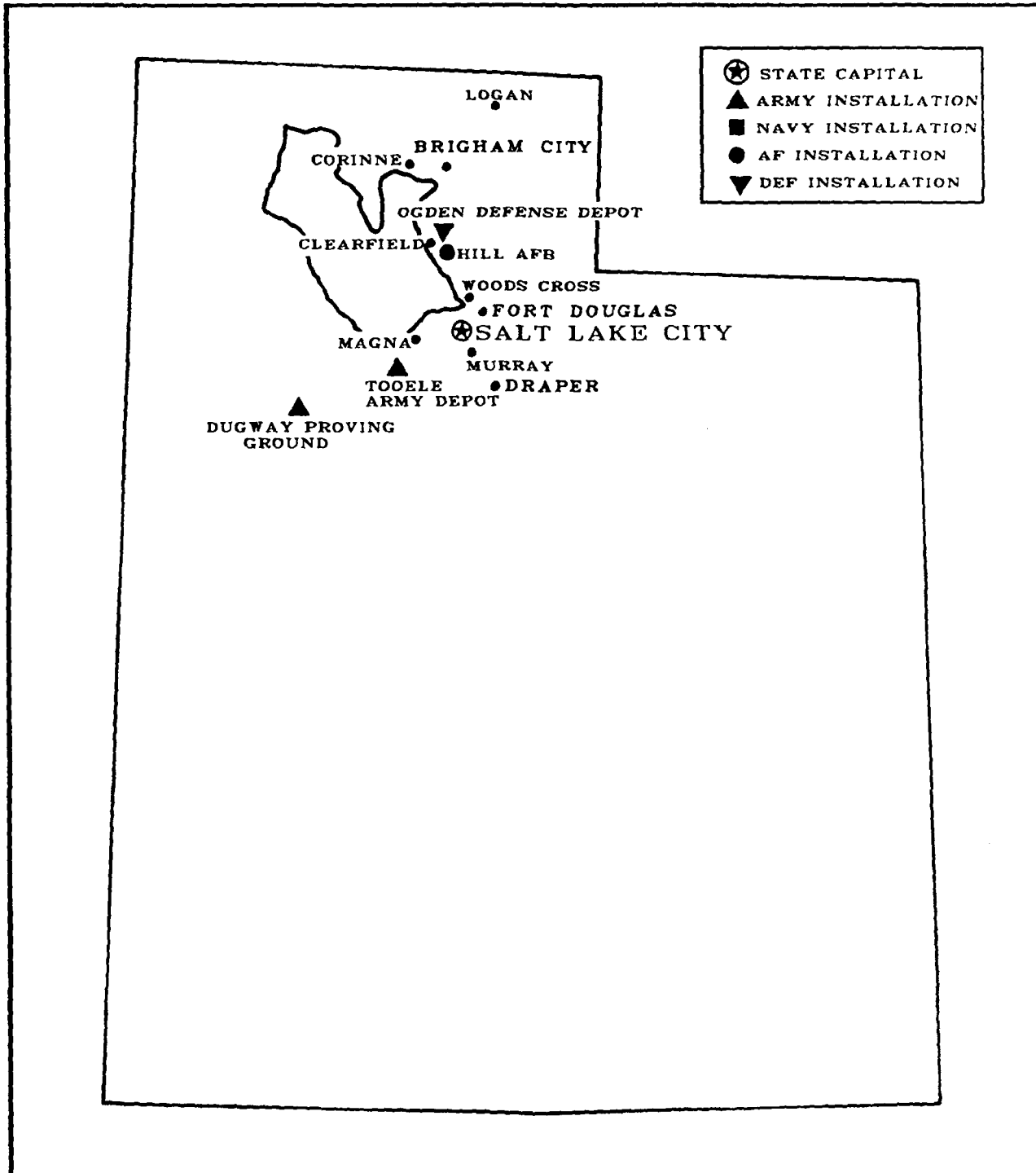
(DOLLARS IN THOUSANDS)

| Personnel/Expenditures | Total | Army | Navy & Marine Corps | Air Force | Other Defense Activities | | |
|---|--------------|--|---------------------|------------------------------|---------------------------------|----------------------|----------|
| I. Personnel - Total | 281,996 | 148,561 | 27,459 | 103,566 | 2,410 | | |
| Active Duty Military | 127,016 | 65,299 | 6,810 | 54,907 | 0 | | |
| Civilian | 62,287 | 24,151 | 2,106 | 33,620 | 2,410 | | |
| Reserve & National Guard | 92,693 | 59,111 | 18,543 | 15,039 | 0 | | |
| II. Expenditures - Total | \$16,526,903 | \$5,491,404 | \$2,763,637 | \$6,792,387 | \$1,479,475 | | |
| A. Payroll Outlays - Total | 7,264,089 | 3,549,581 | 546,446 | 3,096,472 | 71,590 | | |
| Active Duty Military Pay | 3,258,588 | 1,900,753 | 174,584 | 1,183,251 | 0 | | |
| Civilian Pay | 1,649,868 | 676,159 | 52,182 | 849,937 | 71,590 | | |
| Reserve & National Guard Pay | 319,561 | 199,912 | 54,337 | 65,312 | 0 | | |
| Retired Military Pay | 2,036,072 | 772,757 | 265,343 | 997,972 | 0 | | |
| B. Prime Contracts Over \$25,000 Total | 9,262,814 | 1,941,823 | 2,217,191 | 3,695,915 | 1,407,885 | | |
| Supply Contracts | 6,109,768 | 929,822 | 1,130,817 | 2,732,371 | 1,316,758 | | |
| R&D Contracts | 1,354,647 | 275,464 | 768,568 | 249,419 | 71,196 | | |
| Service Contracts | 1,430,615 | 410,831 | 290,235 | 709,618 | 19,931 | | |
| Construction Contracts | 231,320 | 199,242 | 27,571 | 4,507 | 0 | | |
| Civil Function Contracts | 126,464 | 126,464 | 0 | 0 | 0 | | |
| Major Locations of Expenditures | Expenditures | | | Major Locations of Personnel | Military and Civilian Personnel | | |
| | Total | Payroll Outlays | Prime Contracts | | Total | Active Duty Military | Civilian |
| Fort Worth | \$4,122,498 | \$253,070 | \$3,869,428 | Fort Hood | 43,159 | 38,369 | 4,790 |
| San Antonio | 1,536,189 | 1,062,805 | 473,384 | Kelly Air Force Base | 23,539 | 4,651 | 18,888 |
| Fort Hood | 1,360,276 | 1,234,955 | 125,321 | Fort Bliss | 20,937 | 16,752 | 4,185 |
| Dallas | 1,106,156 | 134,150 | 972,006 | Lackland AFB | 17,835 | 15,348 | 2,487 |
| Fort Bliss | 631,328 | 577,914 | 53,414 | Fort Sam Houston | 12,564 | 8,060 | 4,504 |
| Lewisville | 589,647 | 6,259 | 583,388 | Randolph AFB | 7,987 | 5,100 | 2,887 |
| Corpus Christi | 497,129 | 254,323 | 242,806 | Sheppard AFB/Wichita | 7,404 | 6,247 | 1,157 |
| Fort Sam Houston | 392,736 | 390,645 | 2,091 | Carswell AFB | 5,892 | 4,978 | 914 |
| Lackland AFB | 307,920 | 304,194 | 3,726 | Dyess Air Force Base | 5,855 | 5,396 | 459 |
| Richardson | 295,454 | 11,979 | 283,475 | Bergstrom AFB | 5,333 | 4,352 | 981 |
| Prime Contracts Over \$25,000 (Prior Three Years) | Total | Army | Navy & Marine Corps | Air Force | Other Defense Activities | | |
| Fiscal Year 1988 | \$9,001,310 | \$1,517,241 | \$2,217,308 | \$4,019,921 | \$1,246,840 | | |
| Fiscal Year 1987 | 8,654,123 | 1,610,389 | 1,817,781 | 4,149,195 | 1,076,758 | | |
| Fiscal Year 1986 | 10,940,227 | 2,144,774 | 2,185,913 | 4,428,289 | 2,181,251 | | |
| Top Five Contractors Receiving the Largest Dollar Volume of Prime Contract Awards in this State | Total Amount | Major Area of Work | | | | | |
| | | FSC or Service Code Description | Amount | | | | |
| 1. GENERAL DYNAMICS CORPORATION | \$2,411,332 | Aircraft Fixed Wing | \$2,136,178 | | | | |
| 2. TEXAS INSTRUMENTS INCORPORATED | 935,267 | Guided Missiles | 464,227 | | | | |
| 3. BELL BOEING JV | 552,173 | Aircraft Rotary Wing | 277,995 | | | | |
| 4. LTV CORPORATION | 524,850 | Guided Missile Components | 86,538 | | | | |
| 5. MC DONNELL DGLS GEN DYNAMCS JV | 420,000 | RDTE/Aircraft-Engineering Development | 420,000 | | | | |
| Total of Above | \$4,843,622 | (52.3% of total awards over \$25,000) | | | | | |

Prepared by: Washington Headquarters Services
 Directorate for Information
 Operations and Reports

MAP NO. 45

UTAH



Prepared By: Washington Headquarters Services
Directorate for Information
Operations and Reports

UTAH

FISCAL YEAR 1989

(DOLLARS IN THOUSANDS)

| Personnel/Expenditures | Total | Army | Navy & Marine Corps | Air Force | Other Defense Activities |
|--|-------------|-----------|---------------------|-------------|--------------------------|
| I. Personnel - Total | 45,137 | 17,267 | 2,100 | 23,394 | 2,376 |
| Active Duty Military | 5,828 | 818 | 79 | 4,931 | 0 |
| Civilian | 22,021 | 5,236 | 93 | 14,316 | 2,376 |
| Reserve & National Guard | 17,288 | 11,213 | 1,928 | 4,147 | 0 |
| II. Expenditures - Total | \$1,957,201 | \$477,732 | \$153,915 | \$1,135,351 | \$190,203 |
| A. Payroll Outlays - Total | 974,556 | 290,059 | 28,557 | 596,719 | 59,221 |
| Active Duty Military Pay | 135,528 | 23,232 | 1,891 | 110,405 | 0 |
| Civilian Pay | 632,384 | 156,525 | 3,102 | 413,536 | 59,221 |
| Reserve & National Guard Pay | 98,639 | 77,114 | 5,454 | 16,071 | 0 |
| Retired Military Pay | 108,005 | 33,188 | 18,110 | 56,707 | 0 |
| B. Prime Contracts Over \$25,000 Total | 982,645 | 187,673 | 125,358 | 538,632 | 130,982 |
| Supply Contracts | 621,804 | 44,810 | 110,215 | 362,544 | 104,235 |
| R&D Contracts | 91,124 | 7,016 | 9,931 | 56,002 | 18,175 |
| Service Contracts | 220,396 | 87,071 | 5,212 | 119,870 | 8,243 |
| Construction Contracts | 35,475 | 34,930 | 0 | 216 | 329 |
| Civil Function Contracts | 13,846 | 13,846 | 0 | 0 | 0 |

| Major Locations of Expenditures | Expenditures | | | Major Locations of Personnel | Military and Civilian Personnel | | |
|---------------------------------|--------------|-----------------|-----------------|------------------------------|---------------------------------|----------------------|----------|
| | Total | Payroll Outlays | Prime Contracts | | Total | Active Duty Military | Civilian |
| Hill Air Force Base | \$616,786 | \$508,878 | \$107,908 | Hill Air Force Base | 18,851 | 4,834 | 14,017 |
| Brigham City | 290,559 | 6,830 | 283,729 | Tooele Army Depot | 3,664 | 42 | 3,622 |
| Salt Lake City | 206,721 | 52,197 | 154,524 | Ogden | 2,356 | 303 | 2,053 |
| Tooele Army Depot | 171,331 | 112,693 | 58,638 | Dugway | 1,157 | 180 | 977 |
| Magna | 164,839 | 3,459 | 161,380 | Salt Lake City | 784 | 254 | 530 |
| Ogden | 110,919 | 65,036 | 45,883 | Fort Douglas | 356 | 147 | 209 |
| Dugway | 73,976 | 31,827 | 42,149 | Brigham City | 179 | 1 | 178 |
| Murray | 53,930 | 52,377 | 1,553 | Draper | 171 | 0 | 171 |
| Logan | 37,484 | 3,181 | 34,303 | Clearfield | 102 | 0 | 102 |
| Woods Cross | 27,496 | 593 | 26,903 | Magna | 92 | 11 | 81 |

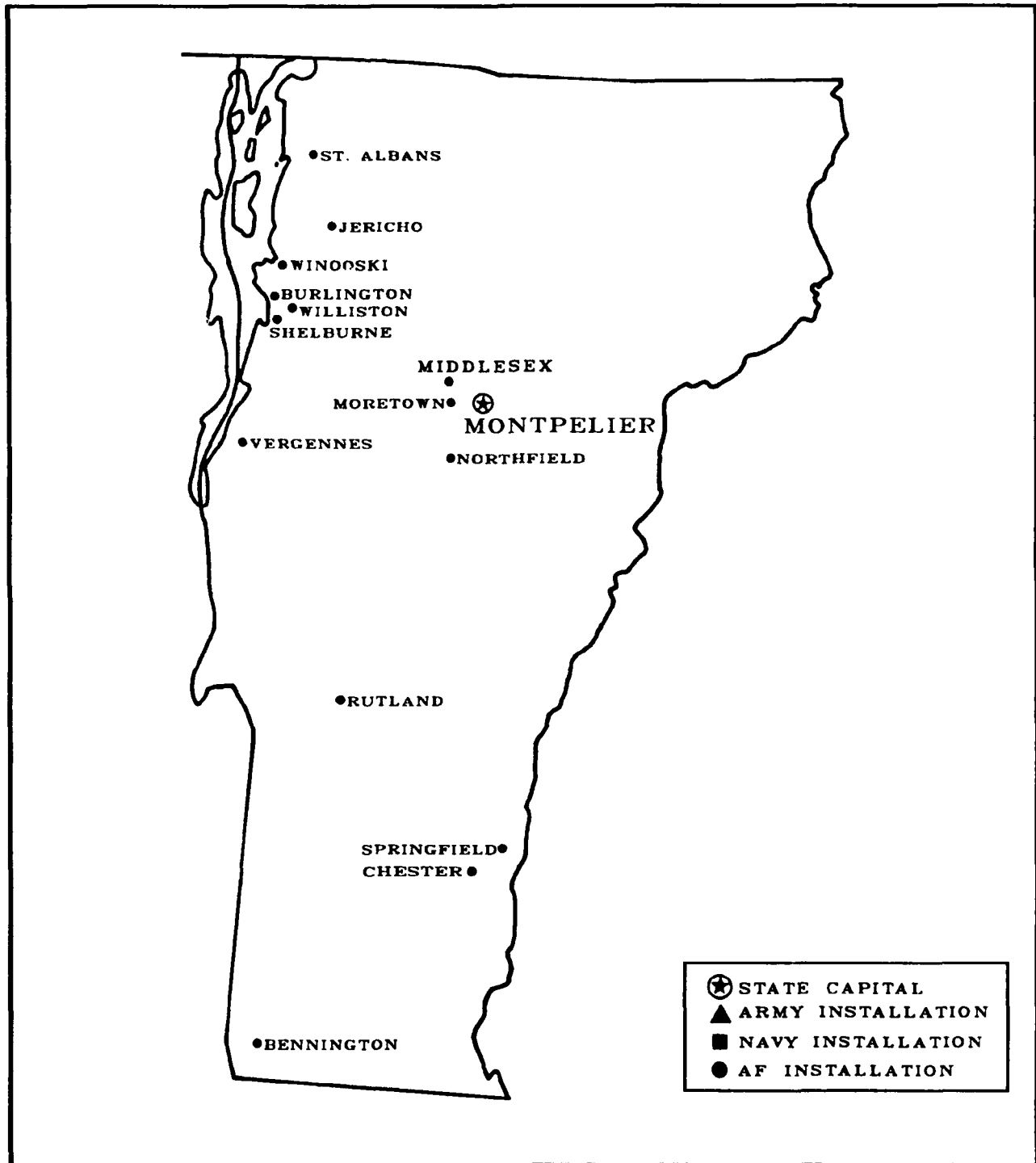
| Prime Contracts Over \$25,000 (Prior Three Years) | Total | Army | Navy & Marine Corps | Air Force | Other Defense Activities |
|---|-----------|-----------|---------------------|-----------|--------------------------|
| Fiscal Year 1988 | \$870,485 | \$140,898 | \$169,447 | \$491,714 | \$68,426 |
| Fiscal Year 1987 | 1,183,069 | 114,863 | 247,300 | 749,293 | 71,613 |
| Fiscal Year 1986 | 714,148 | 144,919 | 35,844 | 316,420 | 216,965 |

| Top Five Contractors Receiving the Largest Dollar Volume of Prime Contract Awards in this State | Total Amount | Major Area of Work | |
|---|--------------|---|-----------|
| | | FSC or Service Code Description | Amount |
| 1. THIOKOL CORPORATION | \$293,244 | Guided Missile Subsystems | \$179,667 |
| 2. HERCULES INCORPORATED | 158,987 | Guided Missile Subsystems | 132,162 |
| 3. AMOCO CORPORATION | 49,710 | Liquid Propellants & Fuel, Petroleum Base | 49,710 |
| 4. E G & G INC | 46,921 | Engineering Technical Services | 46,921 |
| 5. UTAH STATE UNIVERSITY | 31,705 | RDTE/Other Defense-Advanced Development | 15,357 |
| Total of Above | \$580,567 | (59.1% of total awards over \$25,000) | |

Prepared by: Washington Headquarters Services
 Directorate for Information
 Operations and Reports

MAP NO. 46

VERMONT



Prepared By: Washington Headquarters Services
Directorate for Information
Operations and Reports

VERMONT

FISCAL YEAR 1989

(DOLLARS IN THOUSANDS)

| Personnel/Expenditures | Total | Army | Navy & Marine Corps | Air Force | Other Defense Activities |
|--|-----------|----------|---------------------|-----------|--------------------------|
| I. Personnel - Total | 6,670 | 4,764 | 446 | 1,401 | 59 |
| Active Duty Military | 64 | 26 | 12 | 26 | 0 |
| Civilian | 590 | 252 | 1 | 278 | 59 |
| Reserve & National Guard | 6,016 | 4,486 | 433 | 1,097 | 0 |
| II. Expenditures - Total | \$239,990 | \$79,531 | \$75,368 | \$77,644 | \$7,447 |
| A. Payroll Outlays - Total | 76,631 | 43,344 | 8,911 | 22,465 | 1,911 |
| Active Duty Military Pay | 1,992 | 738 | 407 | 847 | 0 |
| Civilian Pay | 17,544 | 8,376 | 129 | 7,128 | 1,911 |
| Reserve & National Guard Pay | 23,798 | 18,649 | 908 | 4,241 | 0 |
| Retired Military Pay | 33,297 | 15,581 | 7,467 | 10,249 | 0 |
| B. Prime Contracts Over \$25,000 Total | 163,359 | 36,187 | 66,457 | 55,179 | 5,536 |
| Supply Contracts | 136,406 | 14,547 | 64,250 | 52,175 | 5,434 |
| R&D Contracts | 18,357 | 15,313 | 585 | 2,459 | 0 |
| Service Contracts | 4,028 | 1,759 | 1,622 | 545 | 102 |
| Construction Contracts | 3,804 | 3,804 | 0 | 0 | 0 |
| Civil Function Contracts | 764 | 764 | 0 | 0 | 0 |

| Major Locations of Expenditures | Expenditures | | | Major Locations of Personnel | Military and Civilian Personnel | | |
|---------------------------------|--------------|-----------------|-----------------|------------------------------|---------------------------------|----------------------|----------|
| | Total | Payroll Outlays | Prime Contracts | | Total | Active Duty Military | Civilian |
| Burlington | \$127,069 | \$14,706 | \$112,363 | Burlington | 342 | 16 | 326 |
| Vergennes | 18,661 | 1,156 | 17,505 | Winooski | 170 | 11 | 159 |
| Winooski | 14,995 | 10,502 | 4,493 | Northfield | 35 | 32 | 3 |
| Shelburne | 7,887 | 756 | 7,131 | South Burlington | 27 | 0 | 27 |
| Burlington Internati | 7,214 | 0 | 7,214 | Jericho | 23 | 0 | 23 |
| Bennington | 6,056 | 963 | 5,093 | Rutland | 17 | 1 | 16 |
| Northfield | 3,495 | 2,371 | 1,124 | St. Albans | 11 | 0 | 11 |
| Jericho | 3,383 | 3,383 | 0 | Vergennes | 8 | 0 | 8 |
| Rutland | 3,296 | 3,220 | 76 | Montpelier | 7 | 3 | 4 |
| South Burlington | 2,923 | 2,602 | 321 | Chester | 3 | 0 | 3 |

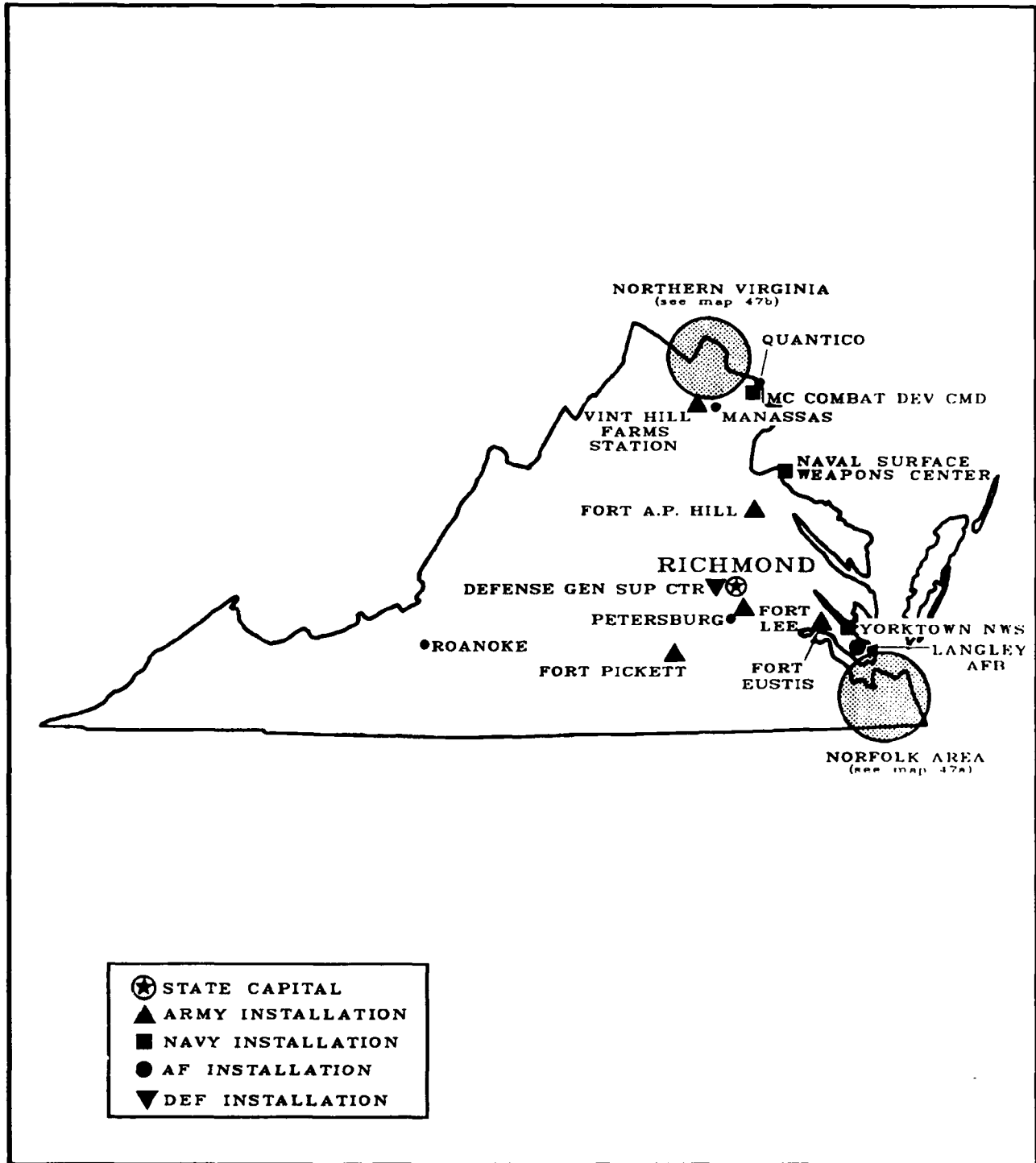
| Prime Contracts Over \$25,000 (Prior Three Years) | Total | Army | Navy & Marine Corps | Air Force | Other Defense Activities |
|---|-----------|----------|---------------------|-----------|--------------------------|
| Fiscal Year 1988 | \$121,705 | \$24,620 | \$37,444 | \$53,732 | \$5,909 |
| Fiscal Year 1987 | 113,256 | 11,031 | 51,204 | 44,550 | 6,471 |
| Fiscal Year 1986 | 123,611 | 22,777 | 54,361 | 39,800 | 6,673 |

| Top Five Contractors Receiving the Largest Dollar Volume of Prime Contract Awards in this State | Total Amount | Major Area of Work | |
|---|--------------|---|----------|
| | | FSC or Service Code Description | Amount |
| 1. GENERAL ELECTRIC CO | \$118,257 | Guns, Through 30 mm | \$60,912 |
| 2. HERCULES INCORPORATED | 17,533 | Flow, Level, Motion Measuring Instruments | 7,095 |
| 3. JOSLYN CORPORATION | 8,958 | Msl Aircraft Accessories and Components | 7,060 |
| 4. RALSTON PURINA COMPANY | 5,593 | Batteries, Nonrechargeable | 2,241 |
| 5. WALL E F ASSOCIATES INC | 3,804 | Office Buildings | 3,804 |
| Total of Above | \$154,145 | (94.4% of total awards over \$25,000) | |

Prepared by: Washington Headquarters Services
 Directorate for Information
 Operations and Reports

MAP NO. 47

VIRGINIA



Prepared By: Washington Headquarters Services
Directorate for Information
Operations and Reports

VIRGINIA

FISCAL YEAR 1989

(DOLLARS IN THOUSANDS)

| Personnel/Expenditures | Total | Army | Navy & Marine Corps | Air Force | Other Defense Activities |
|--|--------------|-------------|---------------------|-------------|--------------------------|
| I. Personnel - Total | 256,012 | 92,815 | 122,551 | 24,712 | 15,934 |
| Active Duty Military | 96,171 | 31,387 | 49,573 | 15,211 | 0 |
| Civilian | 111,703 | 31,870 | 59,502 | 4,397 | 15,934 |
| Reserve & National Guard | 48,138 | 29,558 | 13,476 | 5,104 | 0 |
| II. Expenditures - Total | \$15,275,725 | \$3,582,783 | \$8,828,020 | \$1,587,858 | \$1,277,064 |
| A. Payroll Outlays - Total | 9,378,976 | 2,497,345 | 5,366,728 | 996,543 | 518,360 |
| Active Duty Military Pay | 4,154,703 | 891,389 | 2,782,046 | 481,268 | 0 |
| Civilian Pay | 3,479,351 | 924,243 | 1,868,071 | 168,677 | 518,360 |
| Reserve & National Guard Pay | 184,847 | 126,235 | 37,843 | 18,769 | 0 |
| Retired Military Pay | 1,560,075 | 553,478 | 678,768 | 327,829 | 0 |
| B. Prime Contracts Over \$25,000 Total | 5,896,749 | 1,085,438 | 3,461,292 | 591,315 | 758,704 |
| Supply Contracts | 2,098,668 | 305,687 | 1,275,853 | 276,450 | 240,678 |
| R&D Contracts | 652,632 | 77,973 | 267,384 | 110,797 | 196,478 |
| Service Contracts | 2,950,748 | 625,379 | 1,801,195 | 203,443 | 320,731 |
| Construction Contracts | 156,928 | 38,626 | 116,860 | 625 | 817 |
| Civil Function Contracts | 37,773 | 37,773 | 0 | 0 | 0 |

| Major Locations of Expenditures | Expenditures | | | Major Locations of Personnel | Military and Civilian Personnel | | |
|---------------------------------|--------------|-----------------|-----------------|------------------------------|---------------------------------|----------------------|----------|
| | Total | Payroll Outlays | Prime Contracts | | Total | Active Duty Military | Civilian |
| Norfolk | \$2,597,388 | \$2,147,754 | \$449,634 | Arlington | 47,867 | 18,363 | 29,504 |
| Arlington | 2,314,186 | 1,805,348 | 508,838 | Norfolk | 34,778 | 17,558 | 17,220 |
| Newport News | 1,327,128 | 391,390 | 935,738 | Portsmouth | 18,403 | 3,273 | 15,130 |
| Virginia Beach | 998,065 | 839,031 | 159,034 | Virginia Beach | 14,439 | 12,159 | 2,280 |
| Alexandria | 893,985 | 565,407 | 328,578 | Alexandria | 14,037 | 4,410 | 9,627 |
| Portsmouth | 627,454 | 540,845 | 86,609 | Langley AFB | 11,257 | 9,358 | 1,899 |
| McLean | 622,930 | 54,960 | 567,970 | Fort Eustis | 9,295 | 6,766 | 2,529 |
| Manassas | 599,574 | 8,982 | 590,592 | Fort Belvoir | 9,145 | 3,283 | 5,862 |
| Hampton | 519,900 | 425,340 | 94,560 | Quantico | 8,477 | 6,698 | 1,779 |
| Fort Belvoir | 369,058 | 295,671 | 73,387 | Fort Lee | 7,595 | 4,888 | 2,707 |

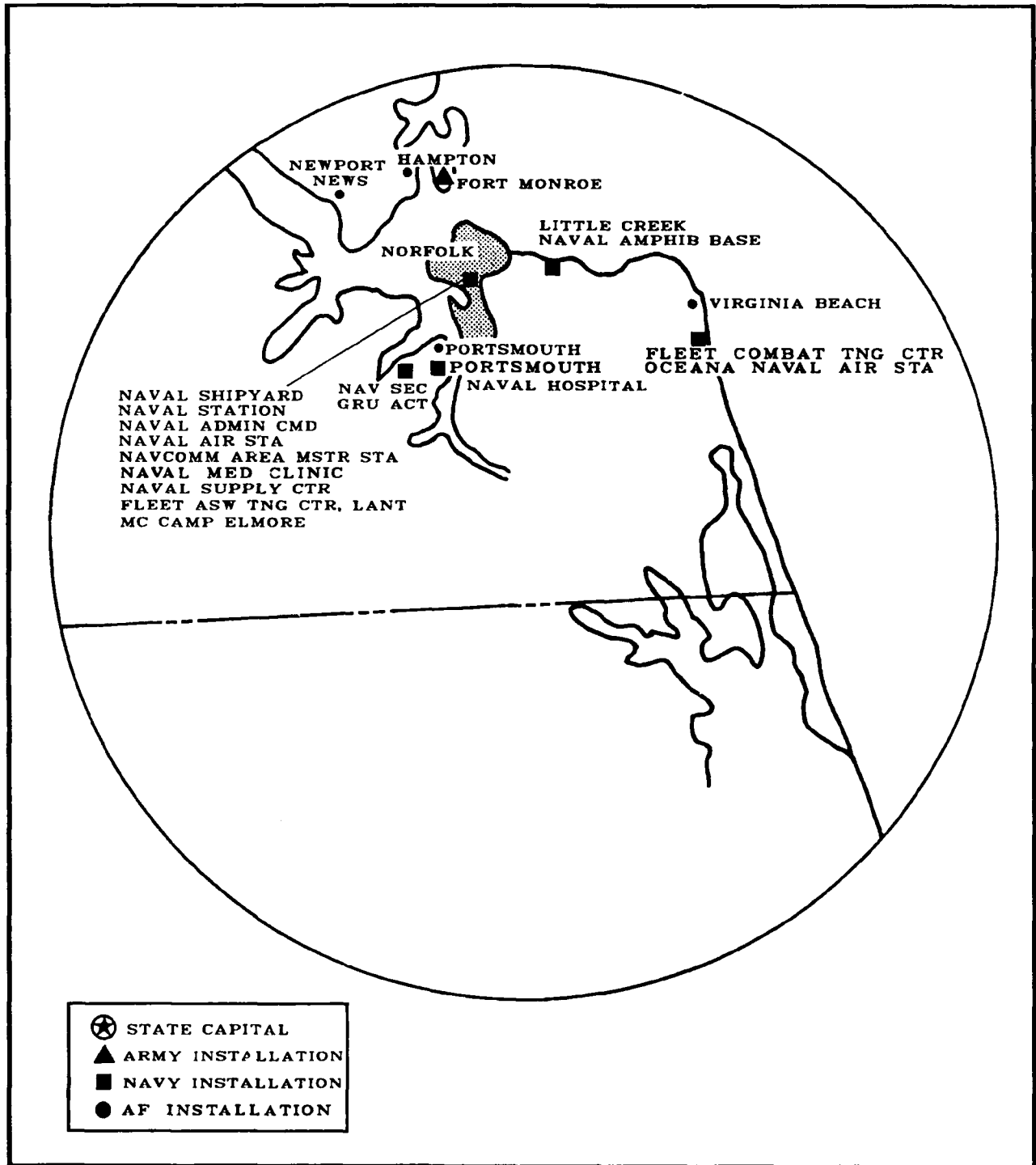
| Prime Contracts Over \$25,000 (Prior Three Years) | Total | Army | Navy & Marine Corps | Air Force | Other Defense Activities |
|---|--------------|-------------|---------------------|-----------|--------------------------|
| Fiscal Year 1988 | \$10,238,011 | \$1,231,193 | \$7,811,879 | \$616,546 | \$578,393 |
| Fiscal Year 1987 | 7,807,482 | 1,293,826 | 5,182,675 | 582,833 | 748,148 |
| Fiscal Year 1986 | 5,402,026 | 1,191,640 | 2,787,846 | 542,147 | 880,393 |

| Top Five Contractors Receiving the Largest Dollar Volume of Prime Contract Awards in this State | Total Amount | Major Area of Work | |
|---|--------------|---|-----------|
| | | FSC or Service Code Description | Amount |
| 1. TENNECO INC | \$889,548 | Submarines | \$516,994 |
| 2. INTERNATIONAL BUS MCHS CORP | 589,584 | Miscellaneous Communication Equipment | 183,200 |
| 3. UNISYS CORPORATION | 205,967 | ADPE Configuration | 54,872 |
| 4. HERCULES INCORPORATED | 183,256 | Operation/Ammunition Facilities | 183,124 |
| 5. GENERAL MOTORS CORPORATION | 158,640 | Maint & Repair of Eq/ADP Equip & Supplies | 106,563 |
| Total of Above | \$2,026,995 | (34.4% of total awards over \$25,000) | |

Prepared by: Washington Headquarters Services
 Directorate for Information
 Operations and Reports

MAP NO. 47a

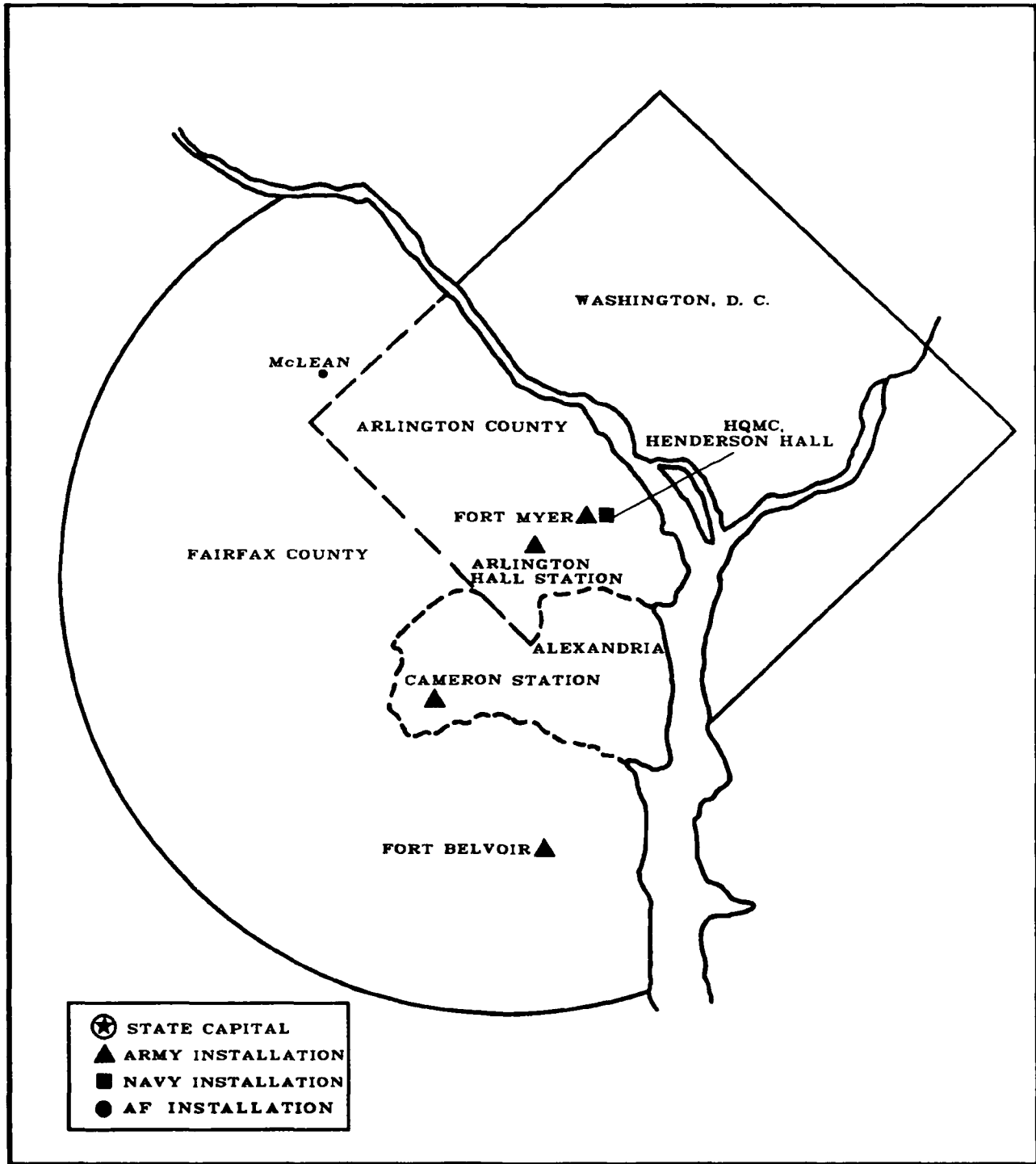
NORFOLK AREA



Prepared By: Washington Headquarters Services
Directorate for Information
Operations and Reports

MAP NO. 47b

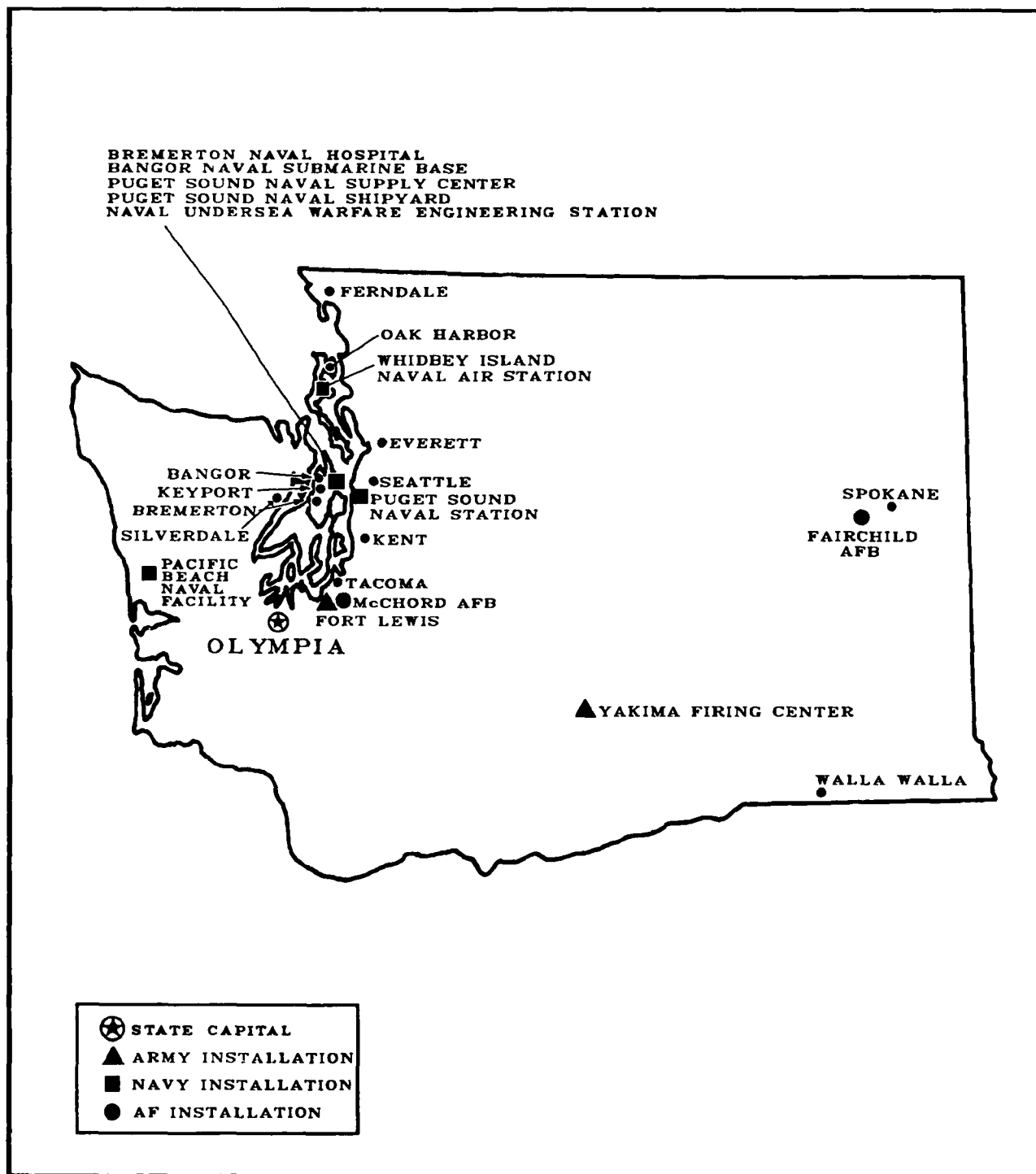
NORTHERN VIRGINIA



Prepared By: Washington Headquarters Services
Directorate for Information
Operations and Reports

MAP NO. 48

WASHINGTON



Prepared By: Washington Headquarters Services
Directorate for Information
Operations and Reports

WASHINGTON

FISCAL YEAR 1989

(DOLLARS IN THOUSANDS)

| Personnel/Expenditures | Total | Army | Navy & Marine Corps | Air Force | Other Defense Activities |
|--|-------------|-------------|---------------------|-------------|--------------------------|
| I. Personnel - Total | 107,195 | 49,648 | 38,592 | 18,494 | 461 |
| Active Duty Military | 40,533 | 22,370 | 8,790 | 9,373 | 0 |
| Civilian | 29,398 | 5,597 | 20,699 | 2,641 | 461 |
| Reserve & National Guard | 37,264 | 21,681 | 9,103 | 6,480 | 0 |
| II. Expenditures - Total | \$5,979,782 | \$1,493,988 | \$2,317,021 | \$1,712,197 | \$456,576 |
| A. Payroll Outlays - Total | 3,028,727 | 1,126,211 | 1,341,283 | 547,132 | 14,101 |
| Active Duty Military Pay | 1,293,047 | 635,309 | 451,352 | 206,386 | 0 |
| Civilian Pay | 879,416 | 160,227 | 631,755 | 73,333 | 14,101 |
| Reserve & National Guard Pay | 131,083 | 77,438 | 27,743 | 25,902 | 0 |
| Retired Military Pay | 725,181 | 253,237 | 230,433 | 241,511 | 0 |
| B. Prime Contracts Over \$25,000 Total | 2,951,055 | 367,777 | 975,738 | 1,165,065 | 442,475 |
| Supply Contracts | 1,328,985 | 16,535 | 470,847 | 419,170 | 422,433 |
| R&D Contracts | 820,778 | 138,323 | 196,938 | 482,347 | 3,170 |
| Service Contracts | 597,445 | 92,389 | 225,204 | 262,980 | 16,872 |
| Construction Contracts | 157,452 | 74,135 | 82,749 | 568 | 0 |
| Civil Function Contracts | 46,395 | 46,395 | 0 | 0 | 0 |

| Major Locations of Expenditures | Expenditures | | | Major Locations of Personnel | Military and Civilian Personnel | | |
|---------------------------------|--------------|-----------------|-----------------|------------------------------|---------------------------------|----------------------|----------|
| | Total | Payroll Outlays | Prime Contracts | | Total | Active Duty Military | Civilian |
| Seattle | \$1,808,068 | \$160,811 | \$1,647,257 | Fort Lewis | 23,047 | 20,639 | 2,408 |
| Fort Lewis | 797,952 | 683,626 | 114,326 | Bremerton | 15,271 | 1,394 | 13,877 |
| Bremerton | 607,324 | 587,883 | 19,441 | McChord AFB | 5,982 | 4,566 | 1,416 |
| Ferndale | 340,977 | 1,299 | 339,678 | Fairchild AFB | 5,188 | 4,418 | 770 |
| Kent | 300,779 | 10,830 | 289,949 | Whidbey Island NAS | 4,287 | 3,515 | 772 |
| Whidbey Island NAS | 225,886 | 194,614 | 31,272 | Bangor | 4,051 | 2,263 | 1,788 |
| Tacoma | 172,552 | 143,716 | 28,836 | Keyport | 3,167 | 251 | 2,916 |
| McChord AFB | 163,018 | 141,021 | 21,997 | Seattle | 3,089 | 1,319 | 1,770 |
| Fairchild AFB | 157,686 | 113,977 | 43,709 | Tacoma | 2,409 | 1,370 | 1,039 |
| Bangor | 155,658 | 153,508 | 2,150 | Silverdale | 620 | 117 | 503 |

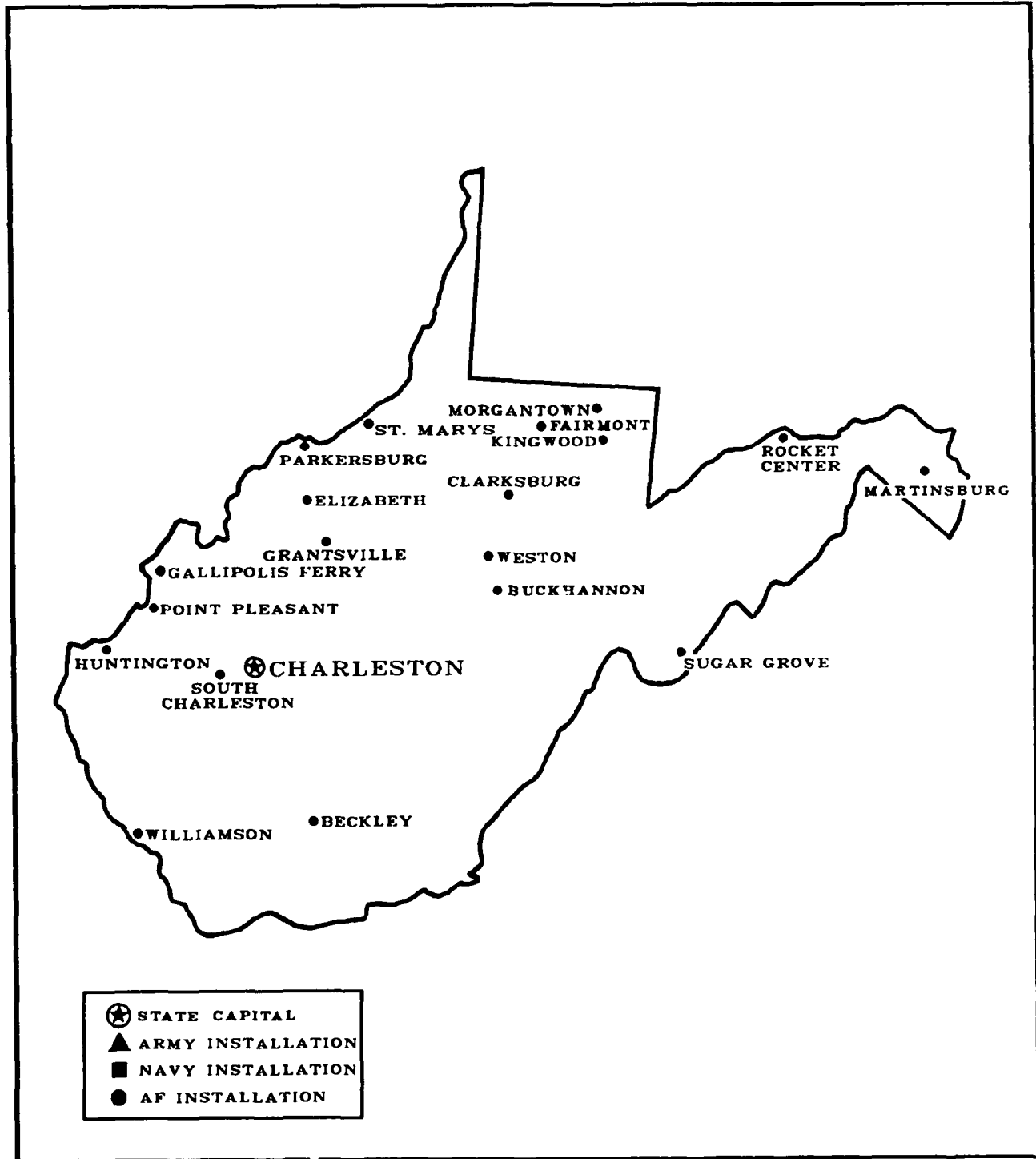
| Prime Contracts Over \$25,000 (Prior Three Years) | Total | Army | Navy & Marine Corps | Air Force | Other Defense Activities |
|---|-------------|-----------|---------------------|-------------|--------------------------|
| Fiscal Year 1988 | \$2,625,078 | \$353,334 | \$1,144,564 | \$1,051,016 | \$76,164 |
| Fiscal Year 1987 | 3,112,025 | 440,308 | 1,128,525 | 1,448,374 | 94,818 |
| Fiscal Year 1986 | 2,525,250 | 443,155 | 917,205 | 1,035,197 | 129,693 |

| Top Five Contractors Receiving the Largest Dollar Volume of Prime Contract Awards in this State | Total Amount | Major Area of Work | |
|---|--------------|---|-----------|
| | | FSC or Service Code Description | Amount |
| 1. BOEING COMPANY THE | \$1,804,753 | Aircraft Fixed Wing | \$286,674 |
| 2. ATLANTIC RICHFIELD COMPANY | 336,894 | Liquid Propellants & Fuel, Petroleum Base | 336,894 |
| 3. LITTON INDUSTRIES INC | 47,417 | Elct Countermeasures & Quick Reaction Eq | 46,741 |
| 4. GENERAL CONSTRUCTION MANSON JV | 43,953 | Other Miscellaneous Buildings | 43,953 |
| 5. TODD SHIPYARDS CORPORATION | 42,439 | Non-nuclear Ship Repair (West) | 48,895 |
| Total of Above | \$2,275,456 | (77.1% of total awards over \$25,000) | |

Prepared by: Washington Headquarters Services
 Directorate for Information
 Operations and Reports

MAP NO. 49

WEST VIRGINIA



Prepared By: Washington Headquarters Services
Directorate for Information
Operations and Reports

WEST VIRGINIA

FISCAL YEAR 1989

(DOLLARS IN THOUSANDS)

| Personnel/Expenditures | Total | Army | Navy & Marine Corps | Air Force | Other Defense Activities |
|--|-----------|-----------|---------------------|-----------|--------------------------|
| I. Personnel - Total | 15,769 | 11,049 | 1,686 | 3,003 | 31 |
| Active Duty Military | 415 | 159 | 219 | 37 | 0 |
| Civilian | 1,954 | 1,484 | 39 | 400 | 31 |
| Reserve & National Guard | 13,400 | 9,406 | 1,428 | 2,566 | 0 |
| II. Expenditures - Total | \$344,045 | \$185,894 | \$49,423 | \$53,223 | \$55,505 |
| A. Payroll Outlays - Total | 180,605 | 99,449 | 33,859 | 46,392 | 905 |
| Active Duty Military Pay | 9,694 | 4,515 | 4,290 | 889 | 0 |
| Civilian Pay | 48,764 | 35,989 | 1,107 | 10,763 | 905 |
| Reserve & National Guard Pay | 33,283 | 22,151 | 3,236 | 7,896 | 0 |
| Retired Military Pay | 88,864 | 36,794 | 25,226 | 26,844 | 0 |
| B. Prime Contracts Over \$25,000 Total | 163,440 | 86,445 | 15,564 | 6,831 | 54,600 |
| Supply Contracts | 77,113 | 6,285 | 11,356 | 5,394 | 54,078 |
| R&D Contracts | 31,610 | 30,292 | 179 | 1,139 | 0 |
| Service Contracts | 7,795 | 3,468 | 4,029 | 298 | 0 |
| Construction Contracts | 9,147 | 8,625 | 0 | 0 | 522 |
| Civil Function Contracts | 37,775 | 37,775 | 0 | 0 | 0 |

| Major Locations of Expenditures | Expenditures | | | Major Locations of Personnel | Military and Civilian Personnel | | |
|---------------------------------|--------------|-----------------|-----------------|------------------------------|---------------------------------|----------------------|----------|
| | Total | Payroll Outlays | Prime Contracts | | Total | Active Duty Military | Civilian |
| St. Marys | \$38,843 | \$65 | \$38,778 | Huntington | 562 | 16 | 545 |
| Rocket Center | 37,894 | 0 | 37,894 | Kingwood | 247 | 0 | 247 |
| Huntington | 31,449 | 23,858 | 7,591 | Charleston | 316 | 67 | 249 |
| Gallipolis | 21,239 | 0 | 21,239 | Martinsburg | 225 | 0 | 225 |
| Charleston | 17,986 | 12,492 | 5,494 | Sugar Grove | 178 | 143 | 35 |
| Martinsburg | 14,391 | 10,987 | 3,404 | Beckley | 176 | 133 | 43 |
| Williamson | 12,400 | 1,209 | 11,191 | Parkersburg | 72 | 2 | 70 |
| Parkersburg | 9,929 | 6,245 | 3,684 | Buckhannon | 68 | 0 | 68 |
| Morgantown | 8,244 | 4,558 | 3,686 | Point Pleasant | 60 | 0 | 60 |
| Beckley | 7,280 | 7,245 | 35 | Morgantown | 54 | 29 | 25 |

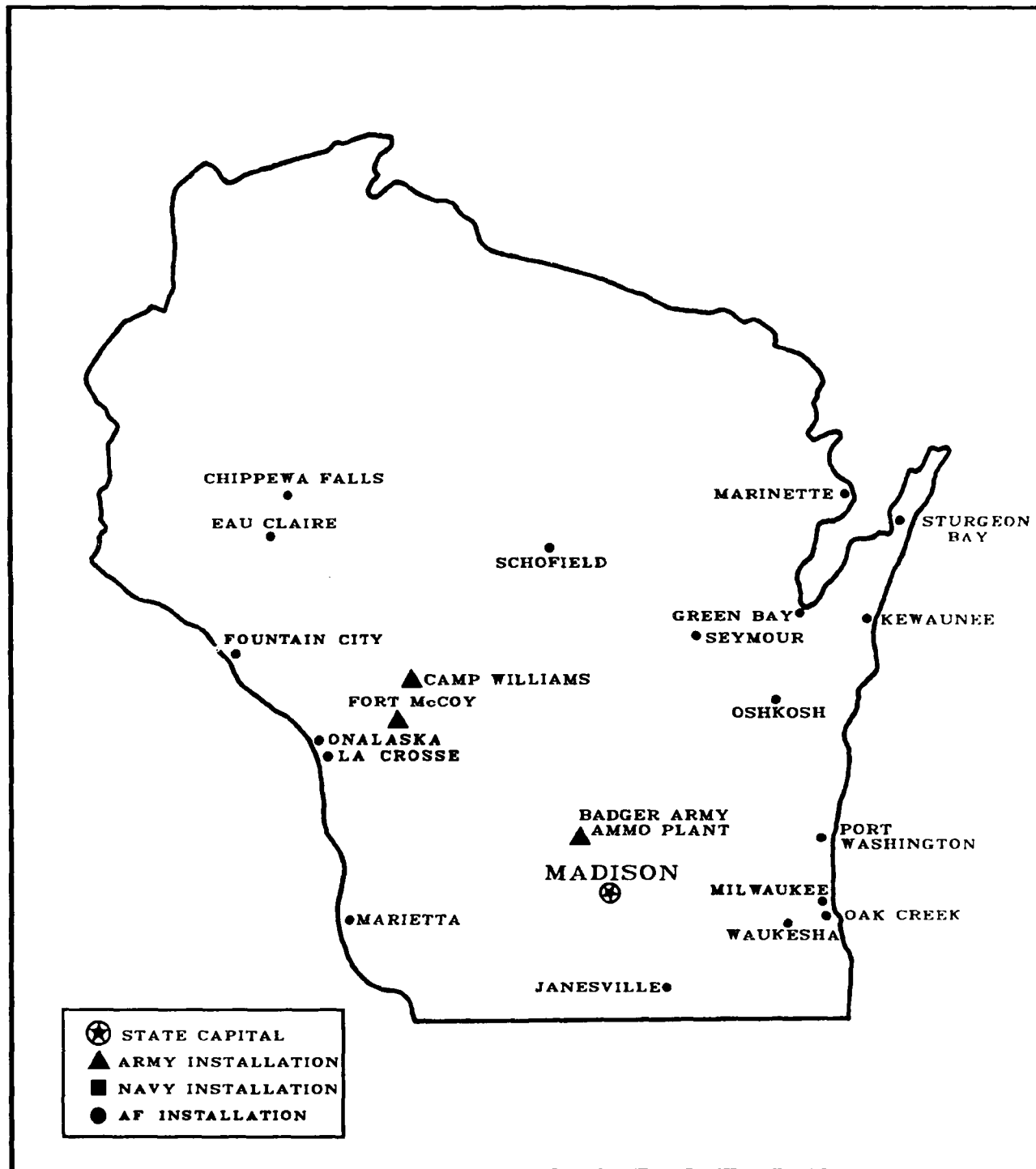
| Prime Contracts Over \$25,000 (Prior Three Years) | Total | Army | Navy & Marine Corps | Air Force | Other Defense Activities |
|---|-----------|-----------|---------------------|-----------|--------------------------|
| Fiscal Year 1988 | \$218,461 | \$154,645 | \$23,302 | \$8,862 | \$31,652 |
| Fiscal Year 1987 | 150,068 | 66,861 | 53,384 | 6,259 | 23,564 |
| Fiscal Year 1986 | 105,445 | 48,564 | 19,453 | 4,242 | 33,186 |

| Top Five Contractors Receiving the Largest Dollar Volume of Prime Contract Awards in this State | Total Amount | Major Area of Work | |
|---|--------------|---|----------|
| | | FSC or Service Code Description | Amount |
| 1. PHOENIX PETROLEUM COMPANY | \$38,778 | Liquid Propellants & Fuel, Petroleum Base | \$38,778 |
| 2. HERCULES INCORPORATED | 37,894 | RDTE/Ammunition-Advanced Development | 29,750 |
| 3. GROVES S J & SONS COMPANY | 21,000 | All Other Non-Building Facilities | 21,000 |
| 4. NEUBERG GUST K CNSTR CO | 5,600 | All Other Non-Building Facilities | 5,600 |
| 5. GOODRICH B F COMPANY THE | 5,107 | Small Craft | 5,000 |
| Total of Above | \$108,379 | (66.3% of total awards over \$25,000) | |

Prepared by: Washington Headquarters Services
 Directorate for Information
 Operations and Reports

MAP NO. 50

WISCONSIN



Prepared By: Washington Headquarters Services
Directorate for Information
Operations and Reports

WISCONSIN

FISCAL YEAR 1989

(DOLLARS IN THOUSANDS)

| Personnel/Expenditures | Total | Army | Navy & Marine Corps | Air Force | Other Defense Activities |
|--|-------------|-----------|---------------------|-----------|--------------------------|
| I. Personnel - Total | 37,359 | 27,174 | 4,928 | 5,087 | 170 |
| Active Duty Military | 867 | 443 | 341 | 83 | 0 |
| Civilian | 3,311 | 2,270 | 88 | 783 | 170 |
| Reserve & National Guard | 33,181 | 24,461 | 4,499 | 4,221 | 0 |
| II. Expenditures - Total | \$1,496,562 | \$760,546 | \$374,676 | \$188,484 | \$172,856 |
| A. Payroll Outlays - Total | 415,773 | 264,461 | 56,056 | 90,347 | 4,909 |
| Active Duty Military Pay | 23,889 | 12,581 | 9,039 | 2,269 | 0 |
| Civilian Pay | 94,037 | 55,380 | 2,439 | 31,309 | 4,909 |
| Reserve & National Guard Pay | 171,867 | 145,599 | 10,380 | 15,888 | 0 |
| Retired Military Pay | 125,980 | 50,901 | 34,198 | 40,881 | 0 |
| B. Prime Contracts Over \$25,000 Total | 1,080,789 | 496,085 | 318,620 | 98,137 | 167,947 |
| Supply Contracts | 976,630 | 441,359 | 309,982 | 85,732 | 139,557 |
| R&D Contracts | 18,555 | 14,486 | 2,421 | 1,379 | 269 |
| Service Contracts | 75,936 | 31,764 | 5,025 | 11,026 | 28,121 |
| Construction Contracts | 2,307 | 1,115 | 1,192 | 0 | 0 |
| Civil Function Contracts | 7,361 | 7,361 | 0 | 0 | 0 |

| Major Locations of Expenditures | Expenditures | | | Major Locations of Personnel | Military and Civilian Personnel | | |
|---------------------------------|--------------|-----------------|-----------------|------------------------------|---------------------------------|----------------------|----------|
| | Total | Payroll Outlays | Prime Contracts | | Total | Active Duty Military | Civilian |
| Oshkosh | \$373,419 | \$5,233 | \$368,186 | Fort McCoy | 1,439 | 143 | 1,296 |
| Sturgeon Bay | 216,941 | 3,125 | 213,816 | Milwaukee | 1,370 | 493 | 877 |
| Milwaukee | 124,636 | 58,550 | 66,086 | Madison | 489 | 85 | 404 |
| Fort McCoy | 117,045 | 117,045 | 0 | Camp Williams | 212 | 0 | 212 |
| Madison | 63,275 | 19,990 | 43,285 | Fountain City | 114 | 0 | 114 |
| Janesville | 38,925 | 2,376 | 36,549 | Sturgeon Bay | 77 | 17 | 60 |
| Marinette | 30,541 | 1,255 | 29,286 | Green Bay | 55 | 43 | 12 |
| Port Washington | 27,758 | 228 | 27,530 | Eau Claire | 37 | 2 | 35 |
| Waukesha | 27,485 | 3,564 | 23,921 | Kewaunee | 35 | 0 | 35 |
| La Crosse | 26,794 | 3,934 | 22,860 | Onalaska | 34 | 0 | 34 |

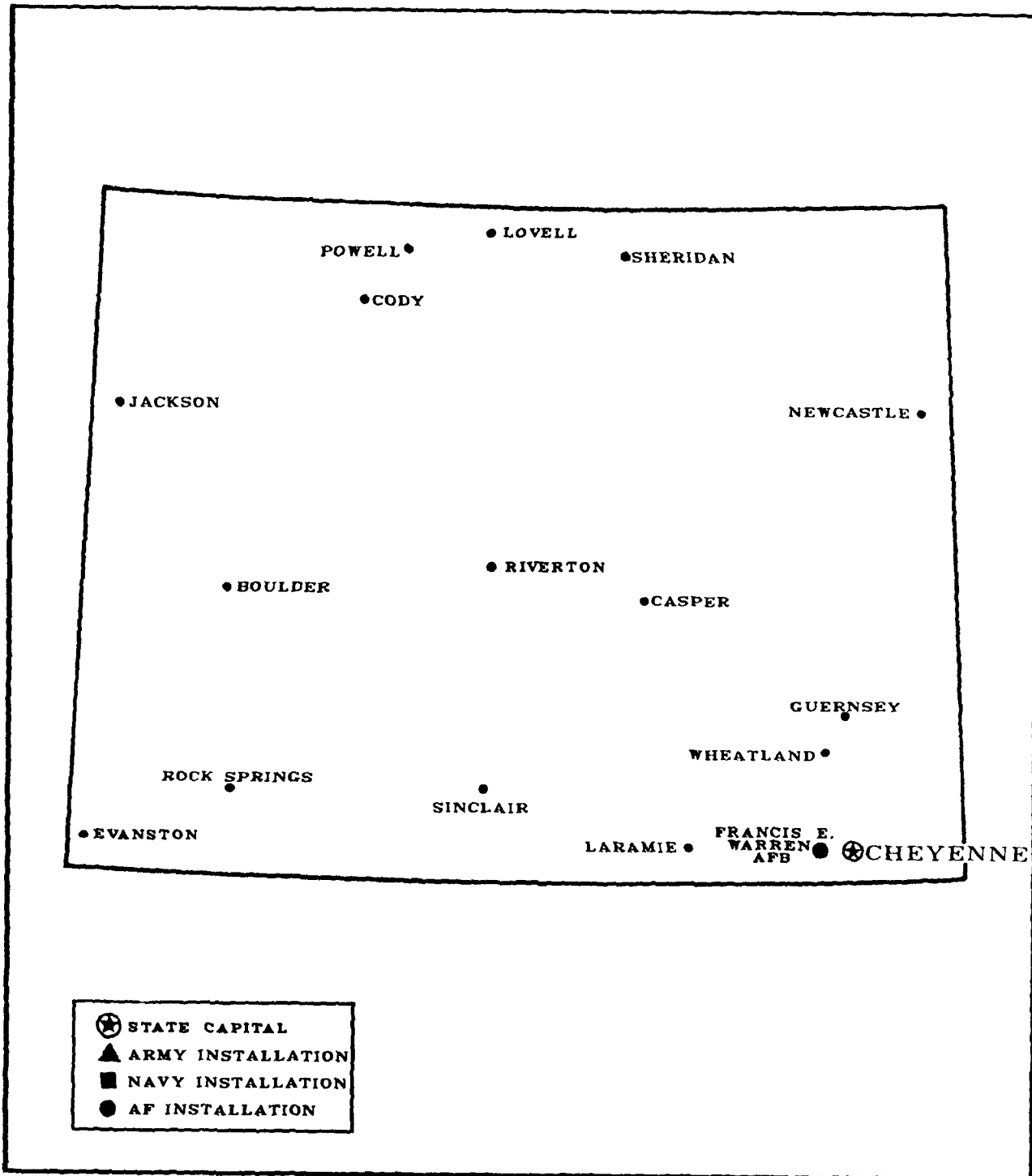
| Prime Contracts Over \$25,000 (Prior Three Years) | Total | Army | Navy & Marine Corps | Air Force | Other Defense Activities |
|---|-----------|-----------|---------------------|-----------|--------------------------|
| Fiscal Year 1988 | \$911,489 | \$567,484 | \$111,643 | \$42,724 | \$189,638 |
| Fiscal Year 1987 | 951,146 | 552,894 | 103,168 | 133,524 | 161,560 |
| Fiscal Year 1986 | 981,416 | 398,168 | 304,887 | 121,411 | 156,950 |

| Top Five Contractors Receiving the Largest Dollar Volume of Prime Contract Awards in this State | Total Amount | Major Area of Work | |
|---|--------------|---|-----------|
| | | FSC or Service Code Description | Amount |
| 1. OSHKOSH TRUCK CORPORATION | \$360,067 | Trucks and Truck Tractors, Wheeled | \$307,343 |
| 2. PETERSON BUILDERS INC | 212,854 | Minelayers and Minesweepers | 206,800 |
| 3. WALTERS GROUP INC | 61,076 | Land Mines | 50,435 |
| 4. MARINETTE MARINE CORP | 35,811 | Minelayers and Minesweepers | 35,811 |
| 5. TRAK INTERNATIONAL INC | 27,463 | Warehouse Trks & Tractors, Self-propelled | 27,417 |
| Total of Above | \$697,271 | (64.5% of total awards over \$25,000) | |

Prepared by: Washington Headquarters Services
 Directorate for Information
 Operations and Reports

MAP NO. 51

WYOMING



Prepared By: Washington Headquarters Services
Directorate for Information
Operations and Reports

WYOMING

FISCAL YEAR 1989

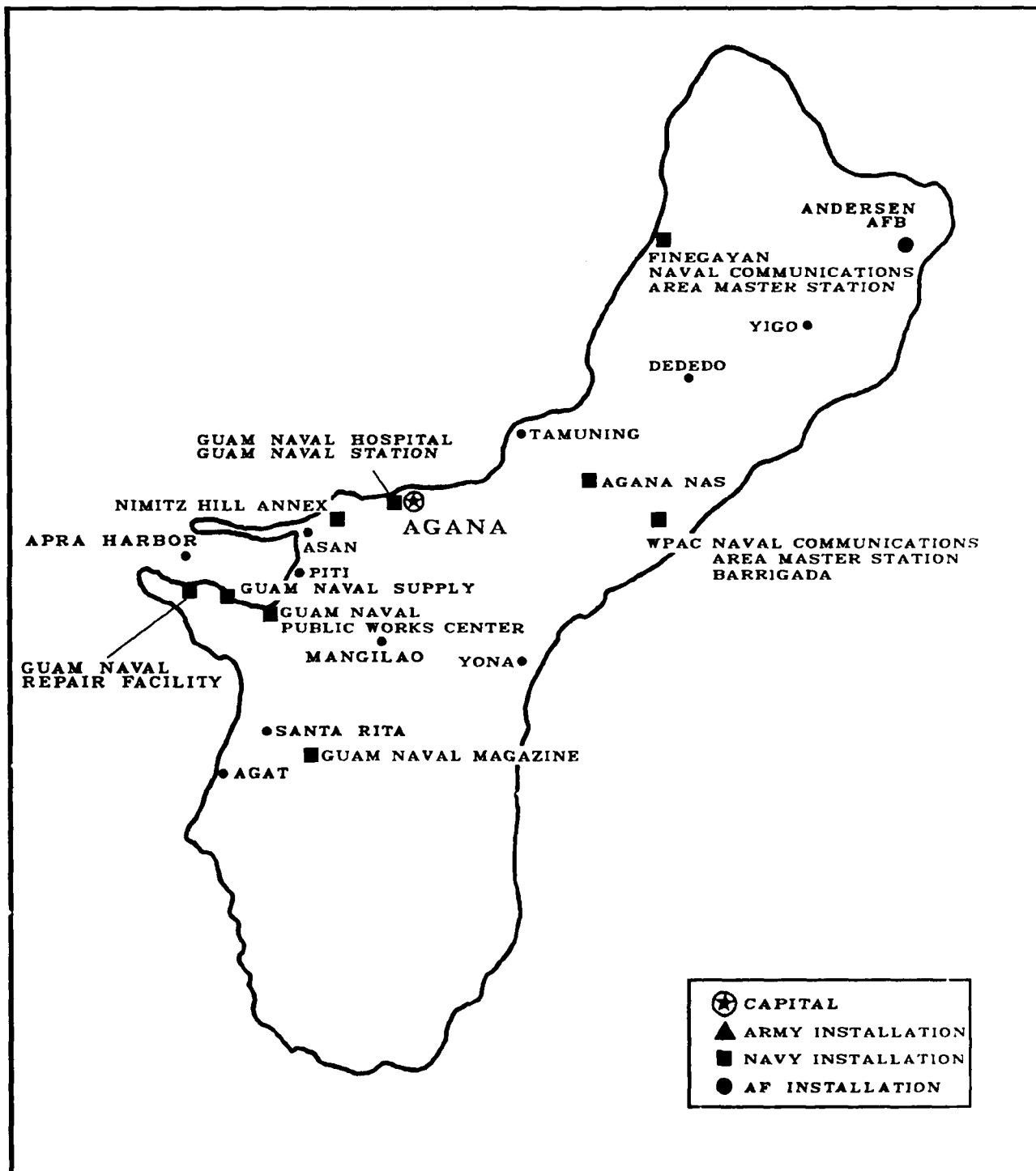
(DOLLARS IN THOUSANDS)

| Personnel/Expenditures | Total | Army | Navy & Marine Corps | Air Force | Other Defense Activities | | |
|---|--------------|---|---------------------|------------------------------|---------------------------------|----------------------|----------|
| I. Personnel - Total | 8,901 | 2,719 | 317 | 5,789 | 76 | | |
| Active Duty Military | 3,809 | 17 | 2 | 3,790 | 0 | | |
| Civilian | 1,168 | 196 | 0 | 896 | 76 | | |
| Reserve & National Guard | 3,924 | 2,506 | 315 | 1,103 | 0 | | |
| II. Expenditures - Total | \$231,031 | \$35,653 | \$7,417 | \$144,266 | \$43,695 | | |
| A. Payroll Outlays - Total | 163,895 | 24,817 | 6,929 | 129,727 | 2,422 | | |
| Active Duty Military Pay | 81,796 | 483 | 61 | 81,252 | 0 | | |
| Civilian Pay | 32,276 | 5,821 | 0 | 24,033 | 2,422 | | |
| Reserve & National Guard Pay | 13,199 | 9,060 | 576 | 3,563 | 0 | | |
| Retired Military Pay | 36,624 | 9,453 | 6,292 | 20,879 | 0 | | |
| B. Prime Contracts Over \$25,000 Total | 67,136 | 10,836 | 488 | 14,539 | 41,273 | | |
| Supply Contracts | 41,905 | 575 | 0 | 89 | 41,241 | | |
| R&D Contracts | 724 | 311 | 413 | 0 | 0 | | |
| Service Contracts | 16,227 | 1,784 | 75 | 14,336 | 32 | | |
| Construction Contracts | 8,157 | 8,043 | 0 | 114 | 0 | | |
| Civil Function Contracts | 123 | 123 | 0 | 0 | 0 | | |
| Major Locations of Expenditures | Expenditures | | | Major Locations of Personnel | Military and Civilian Personnel | | |
| | Total | Payroll Outlays | Prime Contracts | | Total | Active Duty Military | Civilian |
| Francis E Warren AFB | \$125,659 | \$106,585 | \$19,074 | Francis E Warren AFB | 4,719 | 3,753 | 966 |
| Cheyenne | 48,490 | 27,156 | 21,334 | Cheyenne | 138 | 18 | 120 |
| Newcastle | 24,062 | 378 | 23,684 | Guernsey | 52 | 0 | 52 |
| Laramie | 5,854 | 5,005 | 849 | Powell | 30 | 26 | 4 |
| Casper | 3,836 | 3,473 | 363 | Laramie | 20 | 10 | 10 |
| Powell | 2,442 | 1,351 | 1,091 | Casper | 10 | 2 | 8 |
| Sheridan | 2,267 | 2,267 | 0 | Lovell | 4 | 0 | 4 |
| Guernsey | 2,146 | 2,146 | 0 | Newcastle | 1 | 0 | 1 |
| Riverton | 976 | 401 | 575 | Riverton | 1 | 0 | 1 |
| Cody | 809 | 809 | 0 | Sheridan | 1 | 0 | 1 |
| Prime Contracts Over \$25,000 (Prior Three Years) | Total | Army | Navy & Marine Corps | Air Force | Other Defense Activities | | |
| Fiscal Year 1988 | \$54,613 | \$5,193 | \$815 | \$11,189 | \$37,416 | | |
| Fiscal Year 1987 | 47,378 | 14,232 | 872 | 17,326 | 14,948 | | |
| Fiscal Year 1986 | 92,152 | 13,697 | 175 | 31,728 | 46,552 | | |
| Top Five Contractors Receiving the Largest Dollar Volume of Prime Contract Awards in this State | Total Amount | Major Area of Work | | | | | |
| | | FSC or Service Code Description | Amount | | | | |
| 1. HERMES CONSOLIDATED INC | \$23,684 | Liquid Propellants & Fuel, Petroleum Base | \$23,684 | | | | |
| 2. FRONTIER OIL & REF COMPANY | 13,615 | Liquid Propellants & Fuel, Petroleum Base | 13,615 | | | | |
| 3. AINSWORTH BENNING CONSTR INC | 3,535 | Missile System Facilities | 3,535 | | | | |
| 4. MINSTAR INC | 3,120 | Kitchen Hand Tools and Utensils | 2,952 | | | | |
| 5. WYOMING BUILDING MAINTENA | 2,855 | Custodial - Janitorial Services | 2,855 | | | | |
| Total of Above | \$46,809 | (69.7% of total awards over \$25,000) | | | | | |

Prepared by: Washington Headquarters Services
 Directorate for Information
 Operations and Reports

MAP NO. 52

GUAM



Prepared By: Washington Headquarters Services
Directorate for Information
Operations and Reports

GUAM

FISCAL YEAR 1989

(DOLLARS IN THOUSANDS)

| Personnel/Expenditures | Total | Army | Navy & Marine Corps | Air Force | Other Defense Activities |
|--|-----------|---------|---------------------|-----------|--------------------------|
| I. Personnel - Total | 12,466 | 1,102 | 7,144 | 4,219 | 1 |
| Active Duty Military | 6,800 | 37 | 3,336 | 3,427 | 0 |
| Civilian | 4,424 | 16 | 3,767 | 640 | 1 |
| Reserve & National Guard | 1,242 | 1,049 | 41 | 152 | 0 |
| II. Expenditures - Total | \$430,951 | \$5,297 | \$318,602 | \$98,631 | \$8,421 |
| A. Payroll Outlays - Total | 349,218 | 4,788 | 251,495 | 92,866 | 69 |
| Active Duty Military Pay | 218,095 | 1,092 | 143,594 | 73,409 | 0 |
| Civilian Pay | 115,913 | 660 | 100,398 | 14,786 | 69 |
| Reserve & National Guard Pay | 4,130 | 2,988 | 295 | 847 | 0 |
| Retired Military Pay | 11,080 | 48 | 7,208 | 3,824 | 0 |
| B. Prime Contracts Over \$25,000 Total | 81,733 | 509 | 67,107 | 5,765 | 8,352 |
| Supply Contracts | 2,513 | 32 | 2,188 | 293 | 0 |
| R&D Contracts | 0 | 0 | 0 | 0 | 0 |
| Service Contracts | 78,033 | 258 | 63,951 | 5,472 | 8,352 |
| Construction Contracts | 1,047 | 79 | 968 | 0 | 0 |
| Civil Function Contracts | 140 | 140 | 0 | 0 | 0 |

| Major Locations of Expenditures | Expenditures | | | Major Locations of Personnel | Military and Civilian Personnel | | |
|---------------------------------|--------------|-----------------|-----------------|------------------------------|---------------------------------|----------------------|----------|
| | Total | Payroll Outlays | Prime Contracts | | Total | Active Duty Military | Civilian |
| Agana | \$223,086 | \$214,921 | \$8,165 | Agana | 5,810 | 2,030 | 3,780 |
| Andersen AFB | 90,049 | 87,091 | 2,958 | Andersen AFB | 4,018 | 3,379 | 639 |
| Guam Naval Pub Works | 24,893 | 0 | 24,893 | Finegayan | 937 | 937 | 0 |
| Guam Naval Sup Depot | 20,809 | 1,520 | 19,289 | Yona | 318 | 318 | 0 |
| Linegayan | 18,206 | 18,206 | 0 | Apra | 68 | 68 | 0 |
| Apra | 16,191 | 16,191 | 0 | Nimitz Hill | 68 | 68 | 0 |
| Guam Naval Station | 7,908 | 0 | 7,908 | Naval Supply Depot | 4 | 0 | 4 |
| Piti | 6,576 | 0 | 6,576 | | | | |
| Yona | 6,451 | 6,451 | 0 | | | | |
| Agana NAS | 3,334 | 0 | 3,334 | | | | |

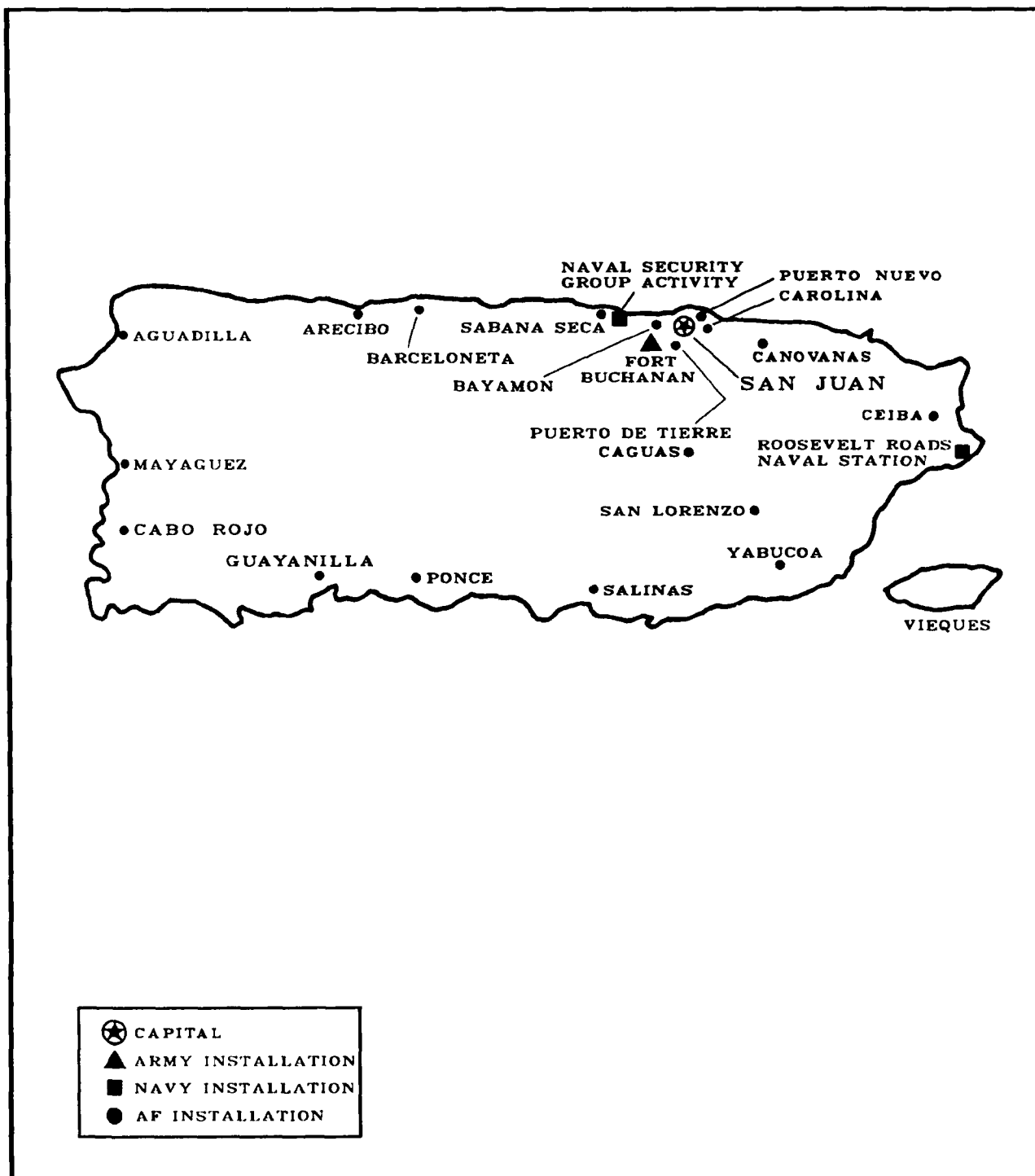
| Prime Contracts Over \$25,000 (Prior Three Years) | Total | Army | Navy & Marine Corps | Air Force | Other Defense Activities |
|---|-----------|-------|---------------------|-----------|--------------------------|
| Fiscal Year 1988 | \$111,791 | \$696 | \$74,310 | \$26,780 | \$10,005 |
| Fiscal Year 1987 | 102,876 | 1,115 | 77,299 | 15,605 | 8,857 |
| Fiscal Year 1986 | 60,700 | 30 | 39,098 | 12,219 | 9,353 |

| Top Five Contractors Receiving the Largest Dollar Volume of Prime Contract Awards in this Area | Total Amount | Major Area of Work | |
|--|--------------|---|----------|
| | | FSC or Service Code Description | Amount |
| 1. BLACK E E LIMITED | \$21,001 | Maint/All Other Non-Building Facilities | \$20,606 |
| 2. INTERNATIONAL TECHNOLOGY CORP | 13,729 | Maint/All Other Non-Building Facilities | 7,240 |
| 3. R G & B CONTRACTORS INC | 6,089 | Maint/All Other Non-Building Facilities | 6,089 |
| 4. GUAM REFINING INTERNATIONAL | 4,223 | Lease/Fuel Storage Buildings | 4,223 |
| 5. NEAL & COMPANY INC | 3,690 | Maint/All Other Non-Building Facilities | 3,518 |
| Total of Above | \$48,732 | (59.6% of total awards over \$25,000) | |

Prepared by: Washington Headquarters Services
 Directorate for Information Operations and Reports

MAP NO. 53

PUERTO RICO



Prepared By: Washington Headquarters Services
Directorate for Information
Operations and Reports

PUERTO RICO

FISCAL YEAR 1989

(DOLLARS IN THOUSANDS)

| Personnel/Expenditures | Total | Army | Navy & Marine Corps | Air Force | Other Defense Activities |
|----------------------------------|-----------|-----------|---------------------|-----------|--------------------------|
| I. Personnel - Total | 25,176 | 20,204 | 4,467 | 416 | 89 |
| Active Duty Military | 2,736 | 394 | 2,301 | 41 | 0 |
| Civilian | 2,764 | 1,073 | 1,313 | 289 | 89 |
| Reserve & National Guard | 19,676 | 18,737 | 853 | 86 | 0 |
| <hr/> | | | | | |
| II. Expenditures - Total | \$524,223 | \$157,688 | \$138,371 | \$20,610 | \$207,554 |
| A. Payroll Outlays - Total | 234,093 | 121,362 | 90,118 | 20,301 | 2,312 |
| Active Duty Military Pay | 63,672 | 11,625 | 50,645 | 1,402 | 0 |
| Civilian Pay | 70,349 | 27,172 | 32,996 | 7,869 | 2,312 |
| Reserve & National Guard Pay | 38,804 | 31,196 | 2,531 | 5,077 | 0 |
| Retired Military Pay | 61,268 | 51,369 | 3,946 | 5,953 | 0 |
| B. Prime Contracts Over \$25,000 | | | | | |
| Total | 290,130 | 36,326 | 48,253 | 309 | 205,242 |
| Supply Contracts | 223,919 | 17,871 | 872 | 139 | 205,037 |
| R&D Contracts | 249 | 0 | 249 | 0 | 0 |
| Service Contracts | 39,130 | 3,850 | 34,905 | 170 | 205 |
| Construction Contracts | 12,557 | 330 | 12,227 | 0 | 0 |
| Civil Function Contracts | 14,275 | 14,275 | 0 | 0 | 0 |

| Major Locations of Expenditures | Expenditures | | | Major Locations of Personnel | Military and Civilian Personnel | | |
|---------------------------------|--------------|-----------------|-----------------|------------------------------|---------------------------------|----------------------|----------|
| | Total | Payroll Outlays | Prime Contracts | | Total | Active Duty Military | Civilian |
| Roosevelt Roads NS | \$81,388 | \$44,380 | \$37,008 | Roosevelt Roads NS | 2,142 | 2,118 | 24 |
| Guayanilla | 40,059 | 125 | 39,934 | Fort Buchanan | 1,395 | 198 | 1,197 |
| Yabucoa | 39,157 | 150 | 39,007 | Ceiba | 771 | 0 | 771 |
| Fort Buchanan | 32,489 | 29,356 | 3,133 | Sabana Seca | 410 | 322 | 88 |
| San Juan | 24,889 | 18,723 | 6,166 | San Juan | 236 | 114 | 122 |
| Ponce | 22,911 | 5,656 | 17,255 | Carolina | 216 | 0 | 21 |
| Mayaguez | 21,637 | 3,152 | 18,485 | Salinas | 101 | 98 | 3 |
| Ceiba | 20,793 | 20,793 | 0 | Puerta De Tierra | 83 | 0 | 83 |
| Cabo Rojo | 18,906 | 961 | 17,945 | Vieques | 75 | 42 | 33 |
| San Lorenzo | 16,379 | 358 | 16,021 | Aquadilla | 73 | 0 | 73 |

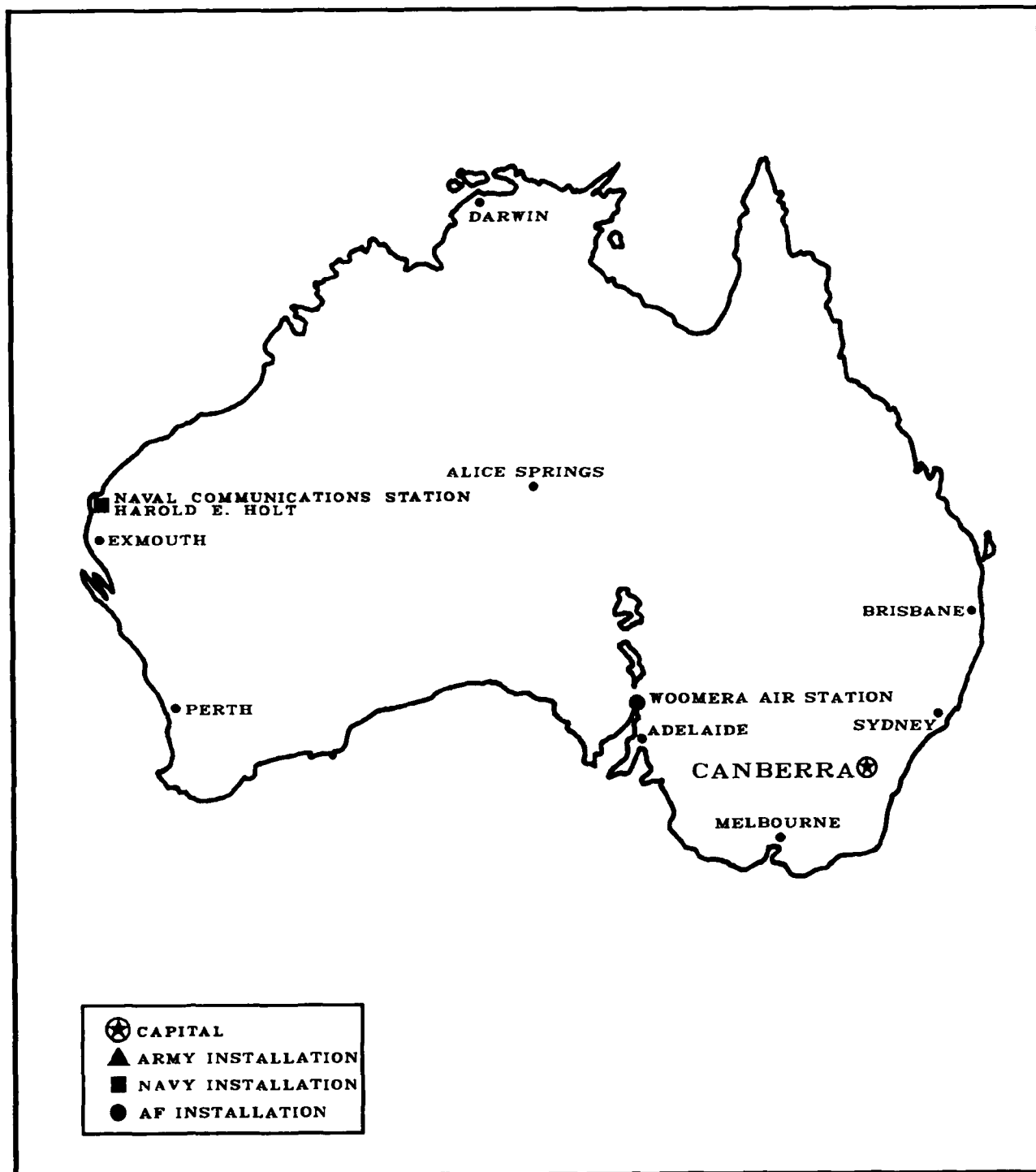
| Prime Contracts Over \$25,000 (Prior Three Years) | Total | Army | Navy & Marine Corps | Air Force | Other Defense Activities |
|---|-----------|----------|---------------------|-----------|--------------------------|
| Fiscal Year 1988 | \$278,865 | \$17,034 | \$83,307 | \$239 | \$178,285 |
| Fiscal Year 1987 | 323,100 | 77,559 | 61,343 | 702 | 183,496 |
| Fiscal Year 1986 | 414,347 | 55,315 | 46,903 | 903 | 311,226 |

| Top Five Contractors Receiving the Largest Dollar Volume of Prime Contract Awards in this Area | Total Amount | Major Area of Work | |
|--|--------------|--|----------|
| | | FSC or Service Code Description | Amount |
| 1. PEERLESS OIL & CHEMICAL CO | \$39,934 | Liquid Propellants & Fuel, Petroleum Base | \$39,934 |
| 2. SUN COMPANY INC | 39,007 | Fuel Oils | 39,007 |
| 3. PROPPER INTERNATIONAL INC | 25,684 | Clothing, Special Purpose | 20,878 |
| 4. GENERAL ELECTRIC CO | 22,533 | Operation/All Other Non-Building Facilitie | 18,956 |
| 5. EASTERN CANVAS PRODUCTS INC | 13,074 | Safety and Rescue Equipment | 11,920 |
| Total of Above | \$140,232 | (48.3% of total awards over \$25,000) | |

Prepared by: Washington Headquarters Services
 Directorate for Information
 Operations and Reports

MAP NO. 54

AUSTRALIA



Prepared By: Washington Headquarters Services
Directorate for Information
Operations and Reports

AUSTRALIA

FISCAL YEAR 1989

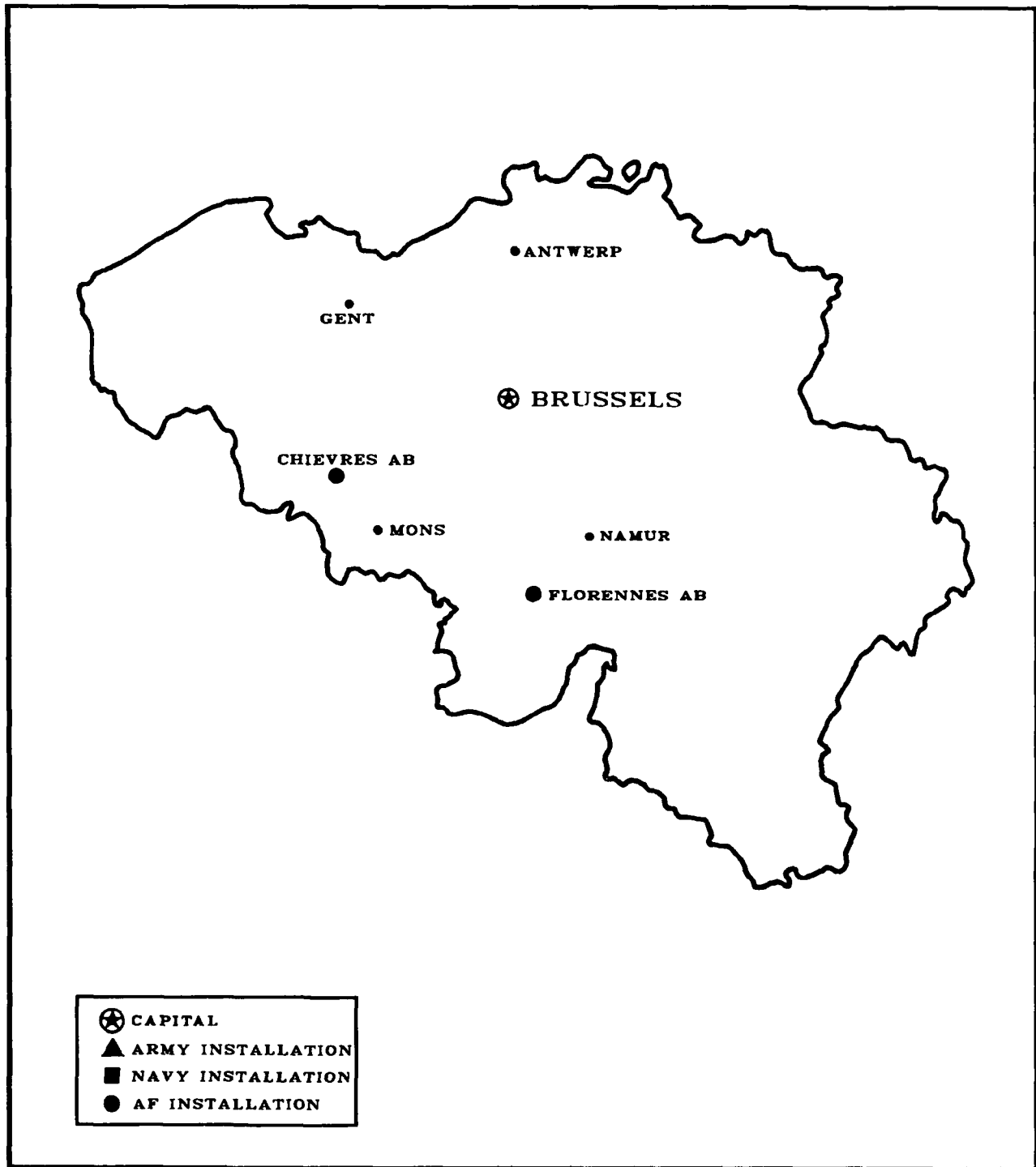
(DOLLARS IN THOUSANDS)

| Personnel/Expenditures | Total | Army | Navy & Marine Corps | Air Force | Other Defense Activities |
|---|--------------|---|---------------------|-----------|--------------------------|
| I. Personnel - Total | 1,942 | 89 | 1,183 | 669 | 1 |
| Active Duty Military | 723 | 10 | 433 | 280 | 0 |
| Civilian | 235 | 0 | 233 | 1 | 1 |
| Military Dependents | 900 | 79 | 433 | 388 | 0 |
| U.S. Civilian Dependents | 84 | 0 | 84 | 0 | 0 |
| ----- | ----- | ----- | ----- | ----- | ----- |
| II. Expenditures - Total | \$34,474 | \$1,519 | \$22,487 | \$8,214 | \$2,254 |
| A. Payroll Outlays - Total | 28,316 | 296 | 19,778 | 8,214 | 28 |
| Active Duty Military Pay | 15,706 | 296 | 9,035 | 6,375 | 0 |
| Civilian Pay | 8,726 | 0 | 8,698 | 0 | 28 |
| Reserve & National Guard Pay | 0 | 0 | 0 | 0 | 0 |
| Retired Military Pay | 3,884 | 0 | 2,045 | 1,839 | 0 |
| B. Prime Contracts Over \$25,000 Total | 6,158 | 1,223 | 2,709 | 0 | 2,226 |
| Supply Contracts | 3,697 | 1,223 | 248 | 0 | 2,226 |
| R&D Contracts | 0 | 0 | 0 | 0 | 0 |
| Service Contracts | 1,654 | 0 | 1,654 | 0 | 0 |
| Construction Contracts | 807 | 0 | 807 | 0 | 0 |
| Civil Function Contracts | 0 | 0 | 0 | 0 | 0 |
| ----- | ----- | ----- | ----- | ----- | ----- |
| Prime Contracts Over \$25,000 (Prior Three Years) | Total | Army | Navy & Marine Corps | Air Force | Other Defense Activities |
| Fiscal Year 1988 | \$14,363 | \$541 | \$6,113 | \$259 | \$7,450 |
| Fiscal Year 1987 | 12,489 | 166 | 870 | 78 | 11,375 |
| Fiscal Year 1986 | 17,321 | 56 | 3,869 | 365 | 13,031 |
| ----- | ----- | ----- | ----- | ----- | ----- |
| Top Five Contractors Receiving the Largest Dollar Volume of Prime Contract Awards in this Country | Total Amount | Major Area of Work | | | |
| | | FSC or Service Code Description | | | Amount |
| 1. ROYAL DUTCH PETROLEUM COMPANY | \$3,186 | Fuel Oils | | | \$3,186 |
| 2. BRADKEN MELBOURNE | 1,023 | Guns, Over 150 mm Through 200 mm | | | 1,023 |
| 3. NORCAPE CARPENTRY & JOINERY PY | 931 | Recreational Buildings | | | 332 |
| 4. JENNIS & LEBLANC | 526 | Maint/Electronic & Communication Facilities | | | 526 |
| 5. NAT CONSTRUCTION PTY LTD | 361 | Maint/Family Housing Facilities | | | 361 |
| Total of Above | \$6,027 | (97.9% of total awards over \$25,000) | | | |

Prepared by: Washington Headquarters Services
 Directorate for Information
 Operations and Reports

MAP NO. 55

BELGIUM



Prepared By: Washington Headquarters Services
Directorate for Information
Operations and Reports

BELGIUM

FISCAL YEAR 1989

(DOLLARS IN THOUSANDS)

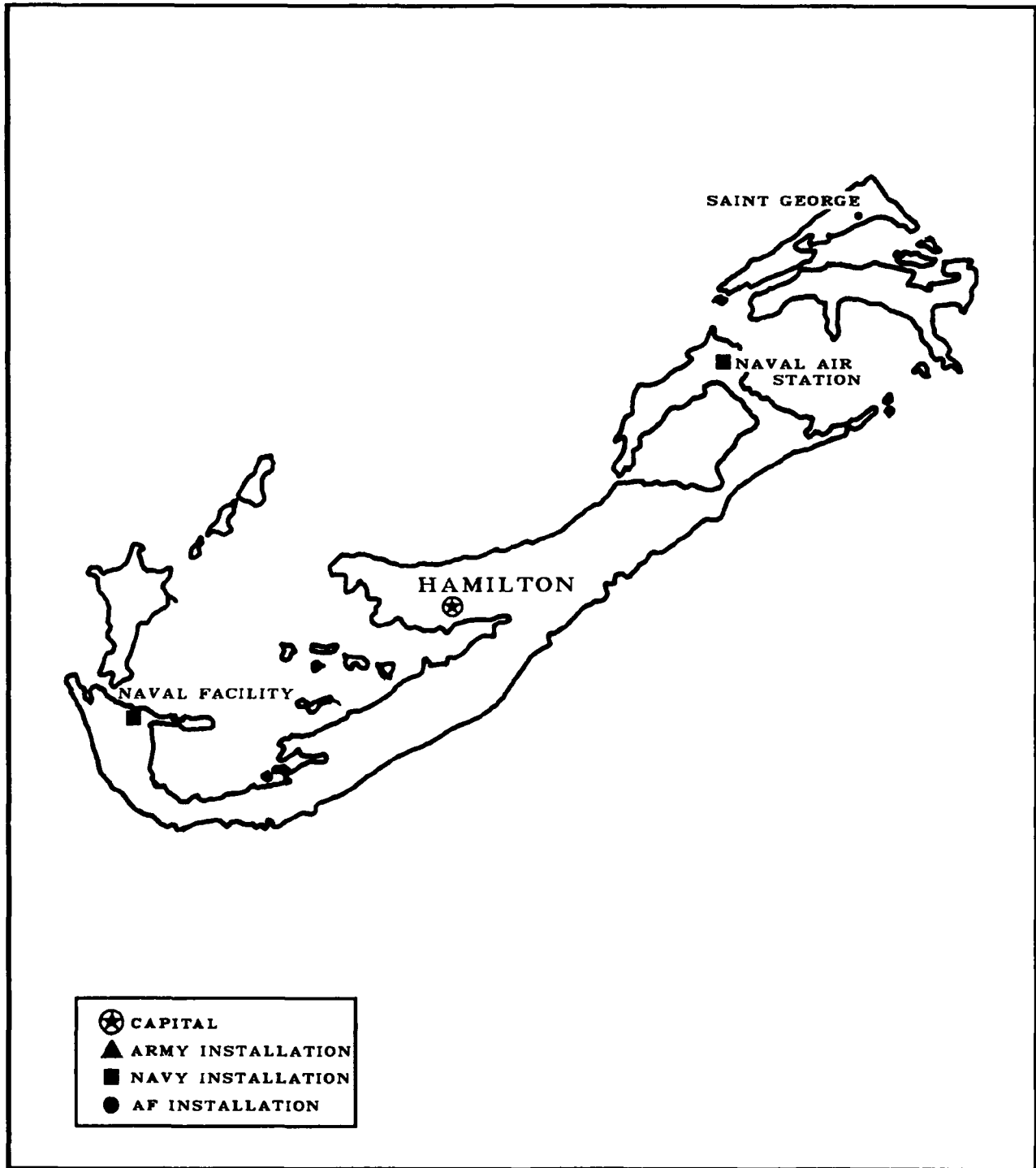
| Personnel/Expenditures 1/ | Total | Army | Navy & Marine Corps | Air Force | Other Defense Activities |
|---|--------------|--|---------------------|-----------|--------------------------|
| I. Personnel - Total | 6,185 | 3,966 | 388 | 1,620 | 211 |
| Active Duty Military | 2,308 | 1,524 | 168 | 616 | 0 |
| Civilian | 561 | 369 | 0 | 19 | 173 |
| Military Dependents | 3,256 | 2,073 | 220 | 963 | 0 |
| U.S. Civilian Dependents | 60 | 0 | 0 | 22 | 38 |
| II. Expenditures - Total | \$150,196 | \$74,062 | \$5,947 | \$62,273 | \$7,914 |
| A. Payroll Outlays - Total | 96,135 | 58,035 | 5,268 | 27,082 | 5,750 |
| Active Duty Military Pay | 74,923 | 44,959 | 4,866 | 25,098 | 0 |
| Civilian Pay | 20,065 | 13,076 | 0 | 1,239 | 5,750 |
| Reserve & National Guard Pay | 19 | 0 | 0 | 19 | 0 |
| Retired Military Pay | 1,128 | 0 | 402 | 726 | 0 |
| B. Prime Contracts Over \$25,000 Total | 54,061 | 16,027 | 679 | 35,191 | 2,164 |
| Supply Contracts | 16,416 | 4,215 | 679 | 9,478 | 2,044 |
| R&D Contracts | 65 | 65 | 0 | 0 | 0 |
| Service Contracts | 52,722 | 26,889 | 0 | 25,713 | 120 |
| Construction Contracts | 15,142- | 15,142- | 0 | 0 | 0 |
| Civil Function Contracts | 0 | 0 | 0 | 0 | 0 |
| Prime Contracts Over \$25,000 (Prior Three Years) | Total | Army | Navy & Marine Corps | Air Force | Other Defense Activities |
| Fiscal Year 1988 | \$41,652 | \$17,297 | \$1,399 | \$16,649 | \$6,307 |
| Fiscal Year 1987 | 51,535 | 25,891 | 363 | 14,341 | 10,940 |
| Fiscal Year 1986 | 82,282 | 45,931 | 777 | 21,692 | 13,882 |
| Top Five Contractors Receiving the Largest Dollar Volume of Prime Contract Awards in this Country | Total Amount | Major Area of Work | | | |
| | | FSC or Service Code Description | | Amount | |
| 1. FABRIQUE NATIONALE HERSTAL SA | \$21,457 | Maint & Repair of Eq/Engines, Turbines & C | | \$11,992 | |
| 2. TRANS EUROPEAN AWY MAINT & AGU | 13,323 | Maint & Repair of Eq/Aircraft Structural C | | 13,323 | |
| 3. S A B C A SA SA BELGIE DE CONS | 8,615 | Maint & Repair of Eq/Guided Missiles | | 4,678 | |
| 4. FABRICOM SA | 8,143 | Maint & Repair of Eq/Engines, Turbines & C | | 8,143 | |
| 5. GROUP 4 SECURITAS (NEDERLAND) | 4,520 | Guard Services | | 4,520 | |
| Total of Above | \$56,058 | (103.7% of total awards over \$25,000) | | | |

Prepared by: Washington Headquarters Services
Directorate for Information
Operations and Reports

1/ For cost of operations information, refer to DoD Budget Exhibit OP-53.

MAP NO. 56

BERMUDA



Prepared By: Washington Headquarters Services
Directorate for Information
Operations and Reports

BERMUDA

FISCAL YEAR 1989

(DOLLARS IN THOUSANDS)

| Personnel/Expenditures 1/ | Total | Army | Navy & Marine Corps | Air Force | Other Defense Activities |
|---|-----------------|--|---------------------------|-----------|--------------------------------|
| I. Personnel - Total | 2,939 | 0 | 2,880 | 0 | 59 |
| Active Duty Military | 1,174 | 0 | 1,174 | 0 | 0 |
| Civilian | 472 | 0 | 413 | 0 | 59 |
| Military Dependents | 919 | 0 | 919 | 0 | 0 |
| U.S. Civilian Dependents | 374 | 0 | 374 | 0 | 0 |
| <hr style="border-top: 1px dashed black;"/> | | | | | |
| II. Expenditures - Total | \$41,755 | \$0 | \$38,542 | \$161 | \$3,052 |
| A. Payroll Outlays - Total | 36,849 | 0 | 34,442 | 161 | 2,246 |
| Active Duty Military Pay | 22,832 | 0 | 22,832 | 0 | 0 |
| Civilian Pay | 13,361 | 0 | 11,115 | 0 | 2,246 |
| Reserve & National Guard Pay | 0 | 0 | 0 | 0 | 0 |
| Retired Military Pay | 656 | 0 | 495 | 161 | 0 |
| B. Prime Contracts Over \$25,000 Total | 4,906 | 0 | 4,100 | 0 | 806 |
| Supply Contracts | 40 | 0 | 40 | 0 | 0 |
| R&D Contracts | 0 | 0 | 0 | 0 | 0 |
| Service Contracts | 4,866 | 0 | 4,060 | 0 | 806 |
| Construction Contracts | 0 | 0 | 0 | 0 | 0 |
| Civil Function Contracts | 0 | 0 | 0 | 0 | 0 |
| <hr style="border-top: 1px dashed black;"/> | | | | | |
| Prime Contracts Over \$25,000 (Prior Three Years) | Total | Army | Navy & Marine Corps | Air Force | Other Defense Activities |
| Fiscal Year 1988 | \$14,684 | \$0 | \$13,406 | \$0 | \$1,278 |
| Fiscal Year 1987 | 7,635 | 0 | 6,862 | 0 | 773 |
| Fiscal Year 1986 | 8,924 | 0 | 5,743 | 0 | 3,181 |
| <hr style="border-top: 1px dashed black;"/> | | | | | |
| Top Five Contractors Receiving the Largest Dollar Volume of Prime Contract Awards in this Country | Total Amount | Major Area of Work | | | |
| | | FSC or Service Code Description | | | Amount |
| <hr style="border-top: 1px dashed black;"/> | | | | | |
| 1. I P M TECHNOLOGY INC | \$806 | Operation/Fuel Storage Buildings | | | \$806 |
| 2. THIOU CONTRACTING CORP | 672 | Maint/Family Housing Facilities | | | 410 |
| 3. DWS INC | 612 | Custodial - Janitorial Services | | | 612 |
| 4. WESTMARK SYSTEMS INC | 447 | Operation/Govt-Owned Contractor-Operated R | | | 314 |
| 5. B H SERVICES | 431 | Food Services | | | 431 |
| Total of Above | \$2,968 | (60.5% of total awards over \$25,000) | | | |

Prepared by: Washington Headquarters Services
Directorate for Information
Operations and Reports

1/ For cost of operations information, refer to DoD Budget Exhibit OP-53.

MAP NO. 57

CANADA



Prepared By: Washington Headquarters Services
Directorate for Information
Operations and Reports

CANADA

FISCAL YEAR 1989

(DOLLARS IN THOUSANDS)

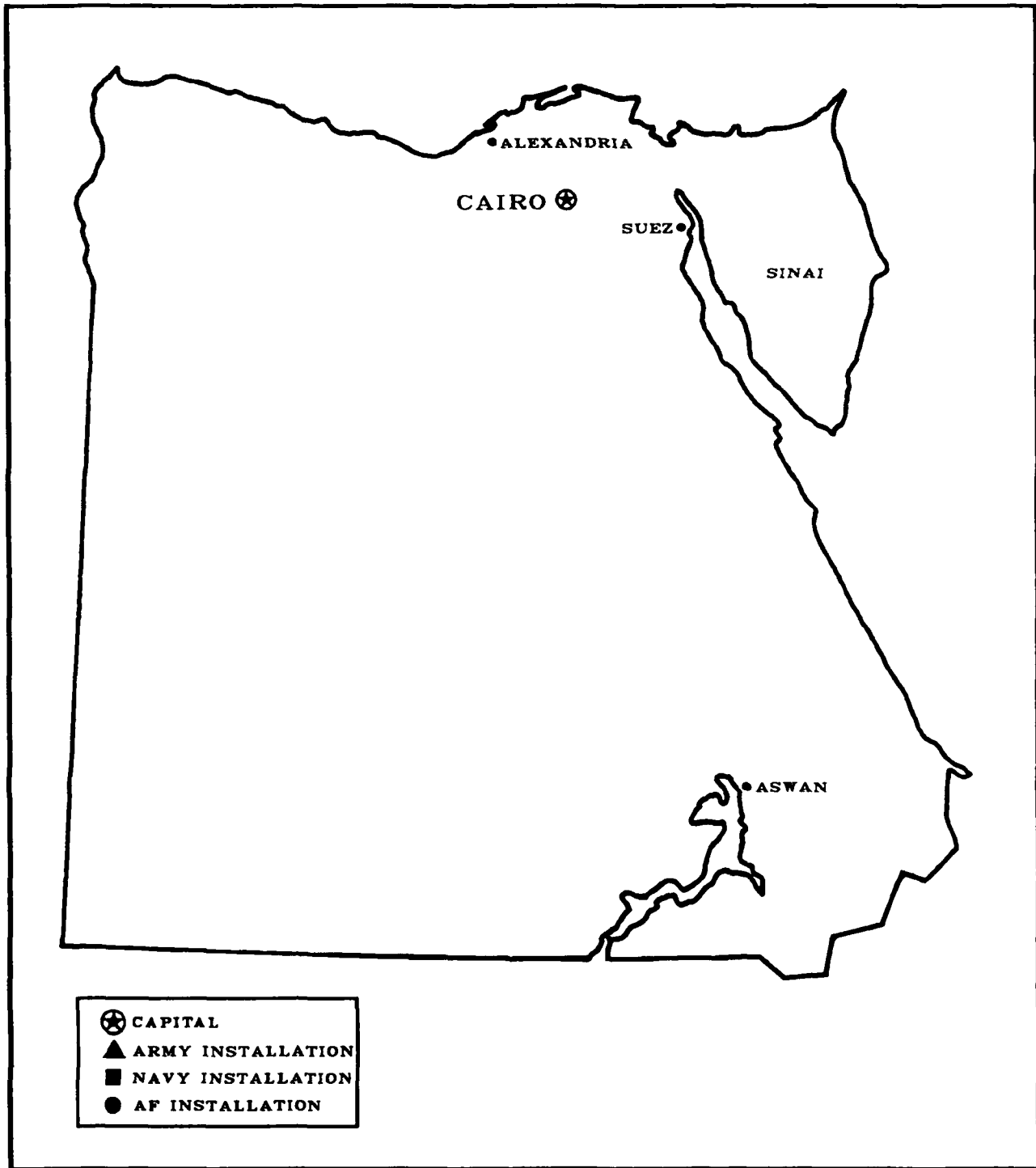
| Personnel/Expenditures 1/ | Total | Army | Navy & Marine Corps | Air Force | Other Defense Activities |
|---|--------------|---|---------------------|-----------|--------------------------|
| I. Personnel - Total | 1,548 | 21 | 1,091 | 395 | 41 |
| Active Duty Military | 550 | 12 | 408 | 130 | 0 |
| Civilian | 209 | 3 | 163 | 10 | 33 |
| Military Dependents | 741 | 6 | 482 | 253 | 0 |
| U.S. Civilian Dependents | 48 | 0 | 38 | 2 | 8 |
| II. Expenditures - Total | \$498,216 | \$139,461 | \$90,920 | \$169,491 | \$98,344 |
| A. Payroll Outlays - Total | 24,651 | 555 | 14,830 | 8,361 | 905 |
| Active Duty Military Pay | 13,926 | 355 | 8,964 | 4,607 | 0 |
| Civilian Pay | 4,986 | 200 | 3,546 | 335 | 905 |
| Reserve & National Guard Pay | 0 | 0 | 0 | 0 | 0 |
| Retired Military Pay | 5,739 | 0 | 2,320 | 3,419 | 0 |
| B. Prime Contracts Over \$25,000 Total | 473,565 | 138,906 | 76,090 | 161,130 | 97,439 |
| Supply Contracts | 356,547 | 134,464 | 71,758 | 65,277 | 85,048 |
| R&D Contracts | 10,648 | 3,559 | 554 | 2,357 | 4,178 |
| Service Contracts | 105,627 | 191 | 3,727 | 93,496 | 8,213 |
| Construction Contracts | 51 | 0 | 51 | 0 | 0 |
| Civil Function Contracts | 692 | 692 | 0 | 0 | 0 |
| Prime Contracts Over \$25,000 (Prior Three Years) | Total | Army | Navy & Marine Corps | Air Force | Other Defense Activities |
| Fiscal Year 1988 | \$474,404 | \$149,012 | \$88,598 | \$156,292 | \$80,502 |
| Fiscal Year 1987 | 555,422 | 150,124 | 128,299 | 161,798 | 115,201 |
| Fiscal Year 1986 | 644,636 | 143,533 | 173,376 | 180,336 | 147,391 |
| Top Five Contractors Receiving the Largest Dollar Volume of Prime Contract Awards in this Country | Total Amount | Major Area of Work | | | |
| | | FSC or Service Code Description | | | Amount |
| 1. CANADIAN COMMERCIAL CORP | \$321,198 | Trailers | | | \$51,953 |
| 2. ITT CORPORATION | 76,373 | Operation/Radar & Navigational Facilities | | | 76,330 |
| 3. WESTERN PETROLEUM COMPANY | 45,598 | Liquid Propellants & Fuel, Petroleum Base | | | 45,598 |
| 4. ROCKWELL INTERNATIONAL CORP | 4,648 | Miscellaneous Communication Equipment | | | 2,944 |
| 5. LOCKHEED CORPORATION | 3,323 | Airframe Structural Components | | | 3,323 |
| Total of Above | \$451,140 | (95.3% of total awards over \$25,000) | | | |

Prepared by: Washington Headquarters Services
Directorate for Information
Operations and Reports

1/ For cost of operations information, refer to DoD Budget Exhibit OP-53.

MAP NO. 58

EGYPT



Prepared By: Washington Headquarters Services
Directorate for Information
Operations and Reports

EGYPT

FISCAL YEAR 1989

(DOLLARS IN THOUSANDS)

| Personnel/Expenditures | Total | Army | Navy & Marine Corps | Air Force | Other Defense Activities |
|---|--------------|---|---------------------|-----------|--------------------------|
| I. Personnel - Total | 1,571 | 1,109 | 323 | 139 | 0 |
| Active Duty Military | 1,183 | 1,073 | 71 | 39 | 0 |
| Civilian | 267 | 26 | 201 | 40 | 0 |
| Military Dependents | 77 | 1 | 39 | 37 | 0 |
| U.S. Civilian Dependents | 44 | 9 | 12 | 23 | 0 |
| ----- | ----- | ----- | ----- | ----- | ----- |
| II. Expenditures - Total | \$135,900 | \$114,038 | \$6,407 | \$15,455 | \$0 |
| A. Payroll Outlays - Total | 40,441 | 33,008 | 4,523 | 2,910 | 0 |
| Active Duty Military Pay | 35,019 | 31,654 | 1,675 | 1,690 | 0 |
| Civilian Pay | 4,810 | 1,354 | 2,623 | 833 | 0 |
| Reserve & National Guard Pay | 0 | 0 | 0 | 0 | 0 |
| Retired Military Pay | 612 | 0 | 225 | 387 | 0 |
| B. Prime Contracts Over \$25,000 Total | 95,459 | 81,030 | 1,884 | 12,545 | 0 |
| Supply Contracts | 7,586 | 5,173 | 0 | 2,413 | 0 |
| R&D Contracts | 0 | 0 | 0 | 0 | 0 |
| Service Contracts | 71,053 | 59,037 | 1,884 | 10,132 | 0 |
| Construction Contracts | 16,820 | 16,820 | 0 | 0 | 0 |
| Civil Function Contracts | 0 | 0 | 0 | 0 | 0 |
| ----- | ----- | ----- | ----- | ----- | ----- |
| Prime Contracts Over \$25,000 (Prior Three Years) | Total | Army | Navy & Marine Corps | Air Force | Other Defense Activities |
| Fiscal Year 1988 | \$44,049 | \$37,832 | \$75 | \$6,142 | \$0 |
| Fiscal Year 1987 | 49,188 | 19,051 | 6,815 | 23,322 | 0 |
| Fiscal Year 1986 | 22,418 | 12,058 | 0 | 7,009 | 3,351 |
| ----- | ----- | ----- | ----- | ----- | ----- |
| Top Five Contractors Receiving the Largest Dollar Volume of Prime Contract Awards in this Country | Total Amount | Major Area of Work | | | |
| | | FSC or Service Code Description | | | Amount |
| 1. WILLBROS GROUP INC | \$40,315 | Contract, Procurement & Acquisition Support | | | \$40,315 |
| 2. GENERAL DYNAMICS CORPORATION | 20,937 | Vocational/Technical | | | 9,210 |
| 3. ENCORP | 20,680 | Other Miscellaneous Buildings | | | 16,558 |
| 4. RAYTHEON COMPANY | 5,561 | Technical Assistance | | | 5,491 |
| 5. U S X CORPORATION | 3,074 | Miscellaneous Construction Materials | | | 3,074 |
| Total of Above | \$90,567 | (94.9% of total awards over \$25,000) | | | |

Prepared by: Washington Headquarters Services
 Directorate for Information
 Operations and Reports

MAP NO. 59

GERMANY



Prepared By: Washington Headquarters Services
Directorate for Information
Operations and Reports

GERMANY

FISCAL YEAR 1989

(DOLLARS IN THOUSANDS)

| Personnel/Expenditures 1/ | Total | Army | Navy & Marine Corps | Air Force | Other Defense Activities |
|---|-----------------|---|---------------------------|-------------|--------------------------------|
| I. Personnel - Total | 511,008 | 409,759 | 994 | 92,336 | 7,919 |
| Active Duty Military | 249,442 | 208,142 | 448 | 40,852 | 0 |
| Civilian | 34,078 | 23,963 | 15 | 2,459 | 7,641 |
| Military Dependents | 216,279 | 168,222 | 508 | 47,549 | 0 |
| U.S. Civilian Dependents | 11,209 | 9,432 | 23 | 1,476 | 278 |
| II. Expenditures - Total | \$9,703,757 | \$8,048,991 | \$46,407 | \$1,194,856 | \$413,503 |
| A. Payroll Outlays - Total | 7,963,074 | 6,726,838 | 15,613 | 981,036 | 239,587 |
| Active Duty Military Pay | 7,054,537 | 6,140,220 | 12,503 | 901,814 | 0 |
| Civilian Pay | 890,797 | 586,618 | 640 | 63,952 | 239,587 |
| Reserve & National Guard Pay | 167 | 0 | 0 | 167 | 0 |
| Retired Military Pay | 17,573 | 0 | 2,470 | 15,103 | 0 |
| B. Prime Contracts Over \$25,000 Total | 1,740,683 | 1,322,153 | 30,794 | 213,820 | 173,916 |
| Supply Contracts | 303,351 | 118,818 | 4,355 | 27,329 | 152,849 |
| R&D Contracts | 39,479 | 7,047 | 24,029 | 929 | 7,474 |
| Service Contracts | 1,106,062 | 915,719 | 2,410 | 174,340 | 13,593 |
| Construction Contracts | 291,791 | 280,569 | 0 | 11,222 | 0 |
| Civil Function Contracts | 0 | 0 | 0 | 0 | 0 |
| Prime Contracts Over \$25,000 (Prior Three Years) | Total | Army | Navy & Marine Corps | Air Force | Other Defense Activities |
| Fiscal Year 1988 | \$2,030,079 | \$1,669,877 | \$6,439 | \$203,555 | \$150,208 |
| Fiscal Year 1987 | 2,092,748 | 1,636,373 | 3,567 | 313,313 | 139,495 |
| Fiscal Year 1986 | 2,176,473 | 1,618,191 | 3,380 | 245,816 | 309,086 |
| Top Five Contractors Receiving the Largest Dollar Volume of Prime Contract Awards in this Country | Total Amount | Major Area of Work | | | |
| | | FSC or Service Code Description | | Amount | |
| 1. FEDERAL REPUBLIC OF GERMANY | \$344,120 | Maintenance Buildings | | \$49,830 | |
| 2. EUROPEAN UTILITY CO | 172,565 | Electric Services | | 68,516 | |
| 3. MIP INSTANDSETZUNGSBETRIC | 165,467 | Operation/Maintenance Buildings | | 165,467 | |
| 4. FEDERAL MINISTRY OF REG PLANNI | 55,710 | Maint/Other Miscellaneous Buildings | | 8,232 | |
| 5. ARAL AG | 40,180 | Liquid Propellants & Fuel, Petroleum Base | | 39,883 | |
| Total of Above | \$778,042 | (44.7% of total awards over \$25,000) | | | |

Prepared by: Washington Headquarters Services
Directorate for Information
Operations and Reports

1/ For cost of operations information, refer to DoD Budget Exhibit OP-53.

MAP NO. 60

GREECE



Prepared By: Washington Headquarters Services
Directorate for Information
Operations and Reports

GREECE

FISCAL YEAR 1989

(DOLLARS IN THOUSANDS)

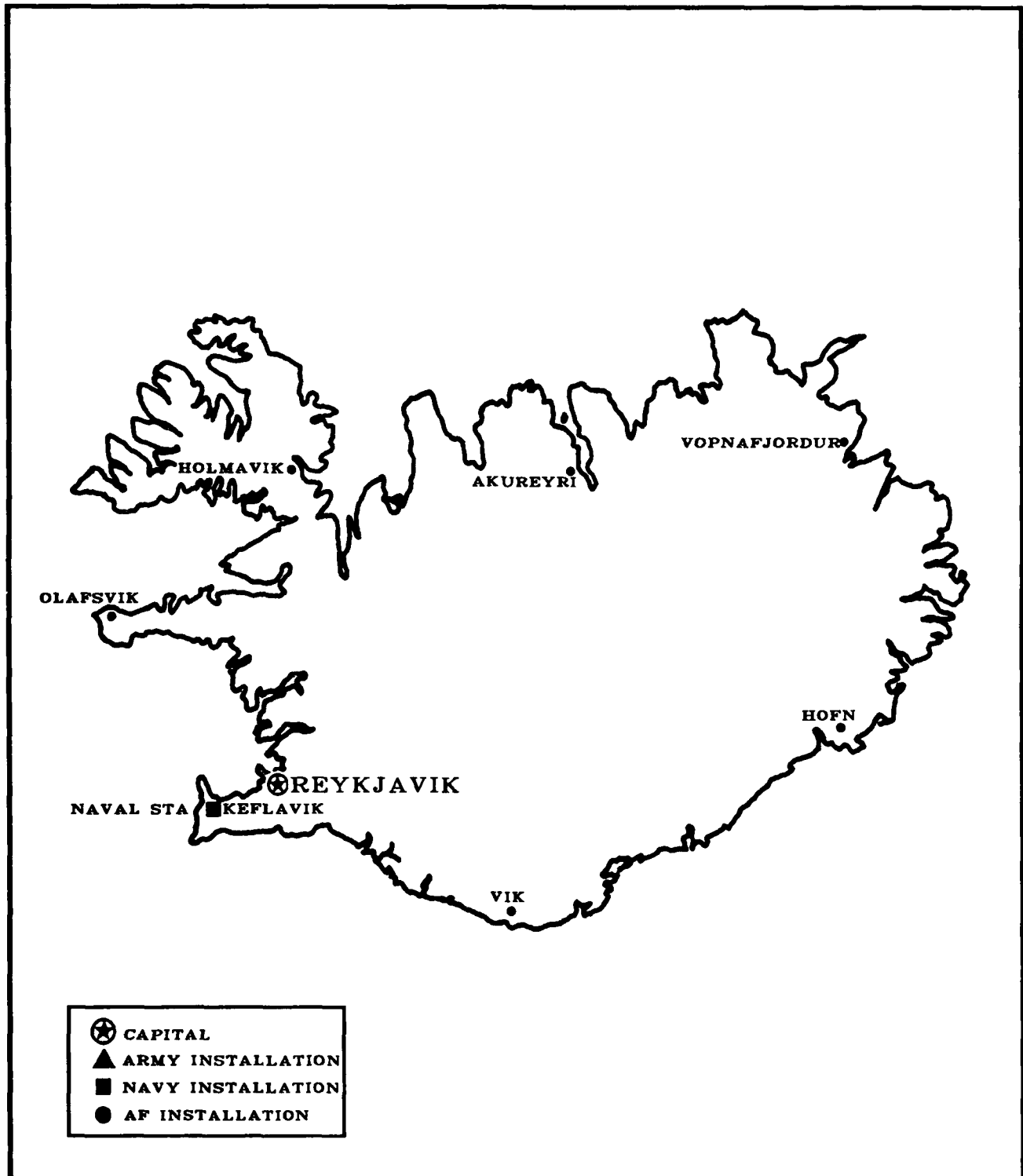
| Personnel/Expenditures 1/ | Total | Army | Navy & Marine Corps | Air Force | Other Defense Activities |
|---|-----------------|--|---------------------------|-----------|--------------------------------|
| I. Personnel - Total | 6,865 | 941 | 964 | 4,819 | 141 |
| Active Duty Military | 3,483 | 550 | 618 | 2,315 | 0 |
| Civilian | 335 | 22 | 26 | 197 | 90 |
| Military Dependents | 2,896 | 363 | 298 | 2,235 | 0 |
| U.S. Civilian Dependents | 151 | 6 | 22 | 72 | 51 |
| II. Expenditures - Total | \$185,188 | \$16,464 | \$14,040 | \$56,079 | \$98,605 |
| A. Payroll Outlays - Total | 84,380 | 16,395 | 12,567 | 52,771 | 2,647 |
| Active Duty Military Pay | 75,719 | 16,226 | 11,477 | 48,016 | 0 |
| Civilian Pay | 7,837 | 169 | 526 | 4,495 | 2,647 |
| Reserve & National Guard Pay | 0 | 0 | 0 | 0 | 0 |
| Retired Military Pay | 824 | 0 | 564 | 260 | 0 |
| B. Prime Contracts Over \$25,000 Total | 100,808 | 69 | 1,473 | 3,308 | 95,958 |
| Supply Contracts | 94,109 | 0 | 0 | 1,032 | 93,077 |
| R&D Contracts | 0 | 0 | 0 | 0 | 0 |
| Service Contracts | 6,394 | 69 | 1,168 | 2,276 | 2,881 |
| Construction Contracts | 305 | 0 | 305 | 0 | 0 |
| Civil Function Contracts | 0 | 0 | 0 | 0 | 0 |
| Prime Contracts Over \$25,000 (Prior Three Years) | Total | Army | Navy & Marine Corps | Air Force | Other Defense Activities |
| Fiscal Year 1988 | \$173,436 | \$300 | \$4,186 | \$17,192 | \$151,758 |
| Fiscal Year 1987 | 193,439 | 796 | 7,421 | 26,327 | 158,895 |
| Fiscal Year 1986 | 422,558 | 1,500 | 2,447 | 24,872 | 393,739 |
| Top Five Contractors Receiving the Largest Dollar Volume of Prime Contract Awards in this Country | Total Amount | Major Area of Work | | | |
| | | FSC or Service Code Description | | Amount | |
| 1. MOTOR OILS HELLAS CORINTH REFI | \$88,880 | Fuel Oils | | \$86,055 | |
| 2. HELLENIC FUEL & LUBRICANT IND | 7,022 | Liquid Propellants & Fuel, Petroleum Base | | 5,326 | |
| 3. HELLENIC AEROSPACE | 1,386 | Maint & Repair of Eq/Engines, Turbines & C | | 782 | |
| 4. COMBUSTION ENGINEERING INC | 499 | Maint & Repair of Eq/Communication Equipme | | 499 | |
| 5. TURNER DIESEL LTD | 428 | Generators and Generator Sets, Electrical | | 428 | |
| Total of Above | \$98,215 | (97.4% of total awards over \$25,000) | | | |

Prepared by: Washington Headquarters Services
Directorate for Information
Operations and Reports

1/ For cost of operations information, refer to DoD Budget Exhibit OP-53.

MAP NO. 61

ICELAND



Prepared By: Washington Headquarters Services
Directorate for Information
Operations and Reports

ICELAND

FISCAL YEAR 1989

(DOLLARS IN THOUSANDS)

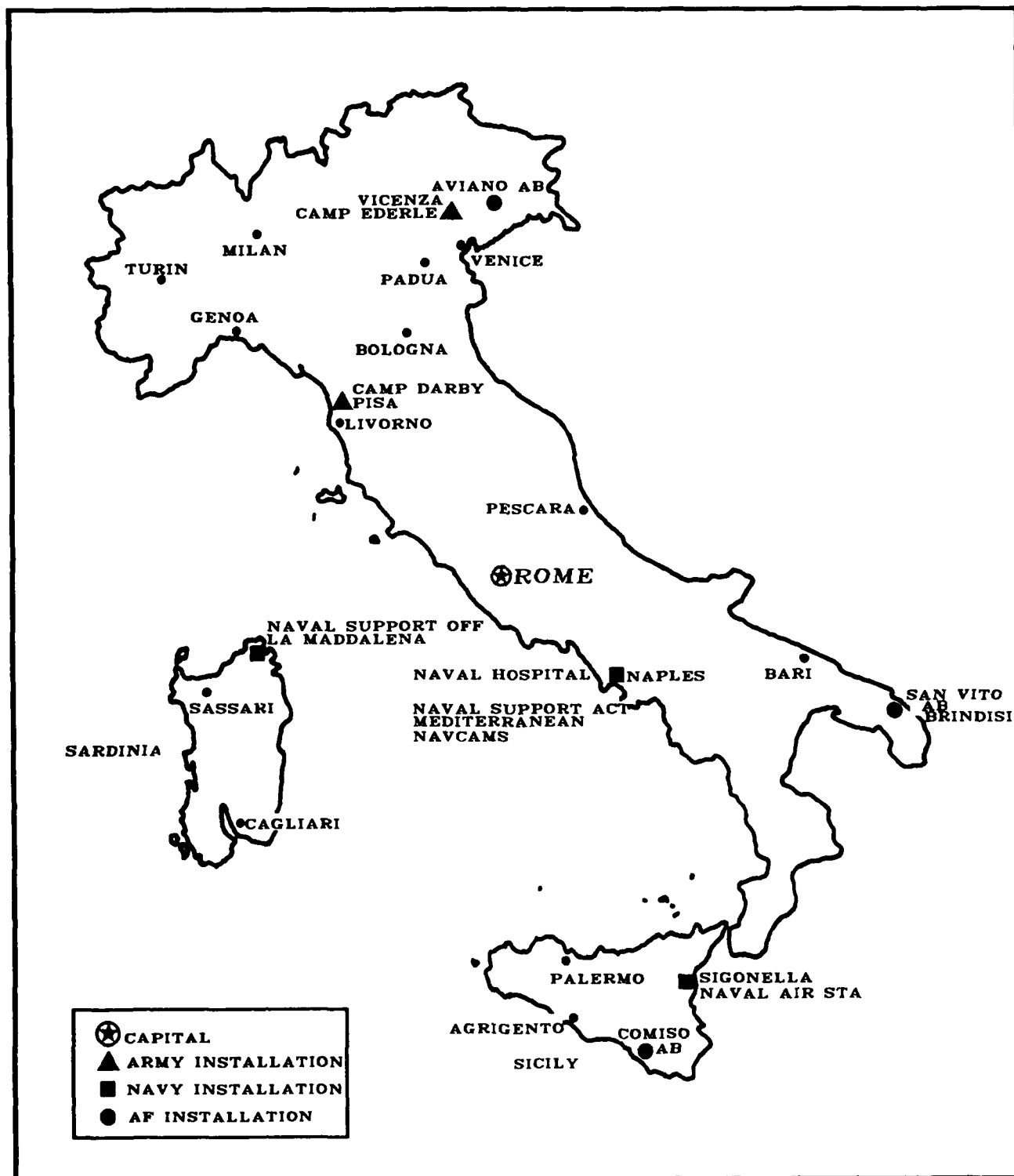
| Personnel/Expenditures 1/ | Total | Army | Navy & Marine Corps | Air Force | Other Defense Activities |
|---|--------------|--|---------------------|-----------|--------------------------|
| I. Personnel - Total | 5,754 | 3 | 3,682 | 1,997 | 72 |
| Active Duty Military | 2,919 | 3 | 1,454 | 1,462 | 0 |
| Civilian | 1,045 | 0 | 894 | 79 | 72 |
| Military Dependents | 1,737 | 0 | 1,281 | 456 | 0 |
| U.S. Civilian Dependents | 53 | 0 | 53 | 0 | 0 |
| II. Expenditures - Total | \$143,444 | \$89 | \$97,406 | \$36,322 | \$9,627 |
| A. Payroll Outlays - Total | 104,014 | 89 | 67,117 | 34,593 | 2,215 |
| Active Duty Military Pay | 62,962 | 89 | 31,854 | 31,019 | 0 |
| Civilian Pay | 40,816 | 0 | 35,171 | 3,430 | 2,215 |
| Reserve & National Guard Pay | 0 | 0 | 0 | 0 | 0 |
| Retired Military Pay | 236 | 0 | 92 | 144 | 0 |
| B. Prime Contracts Over \$25,000 Total | 39,430 | 0 | 30,289 | 1,729 | 7,412 |
| Supply Contracts | 5,536 | 0 | 5,536 | 0 | 0 |
| R&D Contracts | 0 | 0 | 0 | 0 | 0 |
| Service Contracts | 21,535 | 0 | 12,394 | 1,729 | 7,412 |
| Construction Contracts | 12,359 | 0 | 12,359 | 0 | 0 |
| Civil Function Contracts | 0 | 0 | 0 | 0 | 0 |
| Prime Contracts Over \$25,000 (Prior Three Years) | Total | Army | Navy & Marine Corps | Air Force | Other Defense Activities |
| Fiscal Year 1988 | \$123,784 | \$0 | \$117,570 | \$1,515 | \$4,699 |
| Fiscal Year 1987 | 71,583 | 265 | 64,088 | 137 | 7,093 |
| Fiscal Year 1986 | 76,573 | 3,129 | 63,862 | 269 | 9,313 |
| Top Five Contractors Receiving the Largest Dollar Volume of Prime Contract Awards in this Country | Total Amount | Major Area of Work | | | |
| | | FSC or Service Code Description | | Amount | |
| 1. ICELAND PRIME CONTRACTOR | \$12,295 | Airport Runways | | \$5,429 | |
| 2. RADAR AGENCY GOVT OF ICELAND | 7,804 | Facilities Operations Support Services | | 7,757 | |
| 3. OLIUSELAGID H F SO | 7,413 | Lease/Fuel Storage Buildings | | 7,413 | |
| 4. U S X CORPORATION | 2,897 | Telephone and Telegraph Equipment | | 2,897 | |
| 5. CHRYSLER CORPORATION | 2,639 | Telephone and Telegraph Equipment | | 2,639 | |
| Total of Above | \$33,048 | (83.8% of total awards over \$25,000) | | | |

Prepared by: Washington Headquarters Services
 Directorate for Information
 Operations and Reports

1/ For cost of operations information, refer to DoD Budget Exhibit OP-53.

MAP NO. 62

ITALY



Prepared By: Washington Headquarters Services
Directorate for Information
Operations and Reports

ITALY

FISCAL YEAR 1989

(DOLLARS IN THOUSANDS)

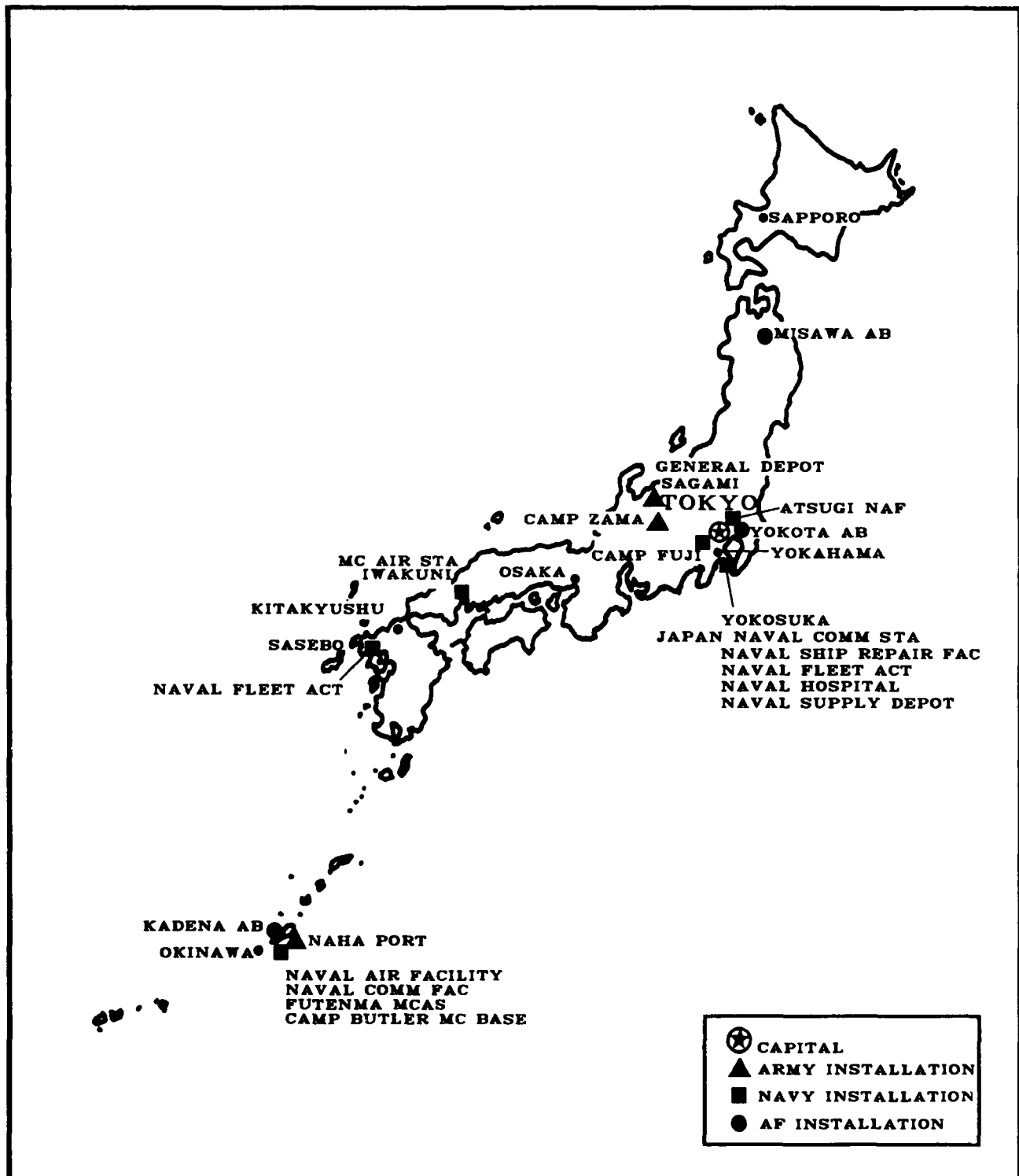
| Personnel/Expenditures 1/ | Total | Army | Navy & Marine Corps | Air Force | Other Defense Activities |
|---|--------------|--|---------------------|-----------|--------------------------|
| I. Personnel - Total | 35,941 | 9,776 | 12,146 | 13,285 | 734 |
| Active Duty Military | 14,449 | 4,015 | 4,523 | 5,911 | 0 |
| Civilian | 5,287 | 1,603 | 1,886 | 1,886 | 612 |
| Military Dependents | 14,907 | 3,842 | 4,987 | 6,078 | 0 |
| U.S. Civilian Dependents | 1,298 | 316 | 750 | 110 | 122 |
| II. Expenditures - Total | \$799,007 | \$156,463 | \$293,177 | \$171,124 | \$178,243 |
| A. Payroll Outlays - Total | 496,127 | 129,468 | 194,363 | 153,990 | 18,306 |
| Active Duty Military Pay | 386,371 | 118,444 | 143,448 | 124,479 | 0 |
| Civilian Pay | 106,278 | 11,024 | 48,782 | 28,166 | 18,306 |
| Reserve & National Guard Pay | 24 | 0 | 0 | 24 | 0 |
| Retired Military Pay | 3,454 | 0 | 2,133 | 1,321 | 0 |
| B. Prime Contracts Over \$25,000 Total | 302,880 | 26,995 | 98,814 | 17,134 | 159,937 |
| Supply Contracts | 179,014 | 10,868 | 17,535 | 1,324 | 149,287 |
| R&D Contracts | 658 | 38 | 0 | 222 | 398 |
| Service Contracts | 93,963 | 12,209 | 57,495 | 14,007 | 10,252 |
| Construction Contracts | 29,245 | 3,880 | 23,784 | 1,581 | 0 |
| Civil Function Contracts | 0 | 0 | 0 | 0 | 0 |
| Prime Contracts Over \$25,000 (Prior Three Years) | Total | Army | Navy & Marine Corps | Air Force | Other Defense Activities |
| Fiscal Year 1988 | \$278,461 | \$26,314 | \$67,572 | \$28,017 | \$156,558 |
| Fiscal Year 1987 | 311,365 | 22,609 | 85,429 | 27,438 | 175,889 |
| Fiscal Year 1986 | 339,399 | 29,745 | 81,704 | 24,620 | 203,330 |
| Top Five Contractors Receiving the Largest Dollar Volume of Prime Contract Awards in this Country | Total Amount | Major Area of Work | | | |
| | | FSC or Service Code Description | | Amount | |
| 1. MONTEDISON SPA | \$85,005 | Liquid Propellants & Fuel, Petroleum Base | | \$89,772 | |
| 2. EXXON CORPORATION | 62,694 | Liquid Propellants & Fuel, Petroleum Base | | 62,694 | |
| 3. COSTRUZIONI AERO | 22,827 | Modification of Eq/Aircraft Structural Com | | 22,827 | |
| 4. OTO MELARA SPA | 12,219 | Guns, 75 mm Through 125 mm | | 12,219 | |
| 5. AIA COSTRUZIONI SPA | 12,114 | Hospitals & Infirmarys | | 11,937 | |
| Total of Above | \$194,859 | (64.3% of total awards over \$25,000) | | | |

Prepared by: Washington Headquarters Services
Directorate for Information
Operations and Reports

1/ For cost of operations information, refer to DoD Budget Exhibit OP-53.

MAP NO. 63

JAPAN



Prepared By: Washington Headquarters Services
Directorate for Information
Operations and Reports

JAPAN

FISCAL YEAR 1989

(DOLLARS IN THOUSANDS)

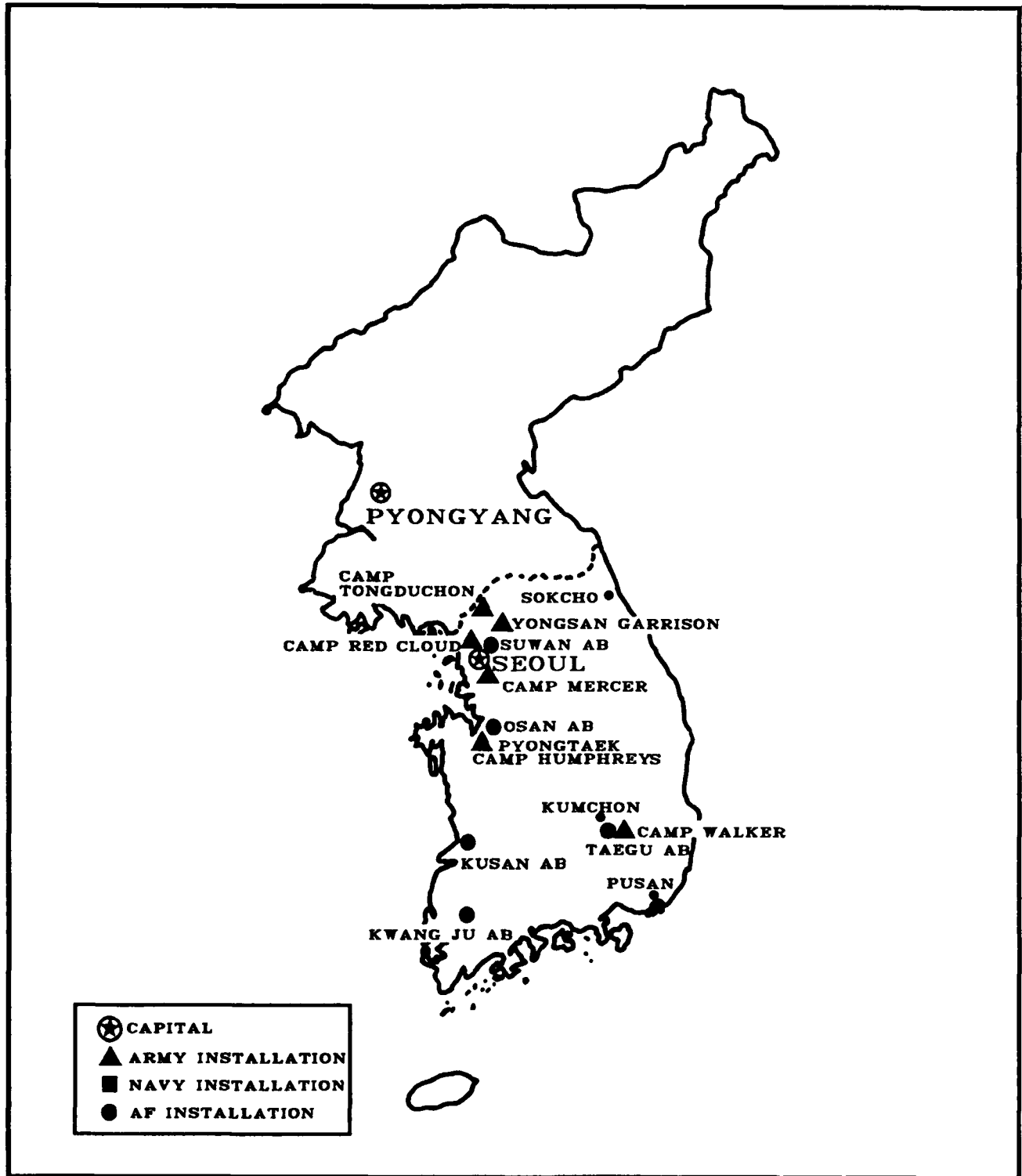
| Personnel/Expenditures 1/ | Total | Army | Navy & Marine Corps | Air Force | Other Defense Activities |
|---|--------------|--|---------------------|-----------|--------------------------|
| I. Personnel - Total | 103,362 | 6,311 | 56,831 | 38,277 | 1,943 |
| Active Duty Military | 49,132 | 2,048 | 30,734 | 16,350 | 0 |
| Civilian | 4,641 | 1,131 | 1,321 | 896 | 1,293 |
| Military Dependents | 45,513 | 2,140 | 23,312 | 20,061 | 0 |
| U.S. Civilian Dependents | 4,076 | 992 | 1,464 | 970 | 650 |
| ----- | ----- | ----- | ----- | ----- | ----- |
| II. Expenditures - Total | \$1,935,021 | \$157,992 | \$1,068,047 | \$608,295 | \$100,687 |
| A. Payroll Outlays - Total | 1,427,010 | 97,840 | 892,027 | 375,340 | 61,803 |
| Active Duty Military Pay | 1,247,677 | 60,418 | 845,377 | 341,882 | 0 |
| Civilian Pay | 165,046 | 37,422 | 37,686 | 28,135 | 61,803 |
| Reserve & National Guard Pay | 325 | 0 | 287 | 38 | 0 |
| Retired Military Pay | 13,962 | 0 | 8,677 | 5,285 | 0 |
| B. Prime Contracts Over \$25,000 Total | 508,011 | 60,152 | 176,020 | 232,955 | 38,884 |
| Supply Contracts | 48,699 | 1,754 | 7,044 | 16,220 | 23,681 |
| R&D Contracts | 0 | 0 | 0 | 0 | 0 |
| Service Contracts | 397,558 | 19,233 | 155,005 | 208,117 | 15,203 |
| Construction Contracts | 61,298 | 38,709 | 13,971 | 8,618 | 0 |
| Civil Function Contracts | 456 | 456 | 0 | 0 | 0 |
| ----- | ----- | ----- | ----- | ----- | ----- |
| Prime Contracts Over \$25,000 (Prior Three Years) | Total | Army | Navy & Marine Corps | Air Force | Other Defense Activities |
| Fiscal Year 1988 | \$1,025,403 | \$35,009 | \$203,123 | \$748,875 | \$38,396 |
| Fiscal Year 1987 | 1,103,769 | 112,949 | 132,398 | 812,015 | 46,407 |
| Fiscal Year 1986 | 994,763 | 74,037 | 185,880 | 643,533 | 91,313 |
| ----- | ----- | ----- | ----- | ----- | ----- |
| Top Five Contractors Receiving the Largest Dollar Volume of Prime Contract Awards in this Country | Total Amount | Major Area of Work | | | |
| | | FSC or Service Code Description | | Amount | |
| 1. NISSHIN SERVICE CO LTD | \$109,861 | Maint & Repair of Eq/Furnace-Steam Plant-N | | \$109,619 | |
| 2. OKINAWA ELECTRIC POWER CO | 53,477 | Electric Services | | 53,477 | |
| 3. DEF FACILITIES ADMIN AGENCY 2/ | 30,252 | Operation/Other Administrative & Service B | | 30,252 | |
| 4. TOA DORS KOGYO CO LTD AMORI OF | 17,223 | Government-Owned Government-Operated R&D F | | 16,831 | |
| 5. SEALIFT INC | 17,150 | Marine Charter For Things | | 17,150 | |
| Total of Above | \$227,963 | (44.9% of total awards over \$25,000) | | | |

Prepared by: Washington Headquarters Services
 Directorate for Information Operations and Reports

1/ For cost of operations information, refer to DoD Budget Exhibit OP-53.
 2/ Preliminary

MAP NO. 64

KOREA



Prepared By: Washington Headquarters Services
Directorate for Information
Operations and Reports

KOREA

FISCAL YEAR 1989

(DOLLARS IN THOUSANDS)

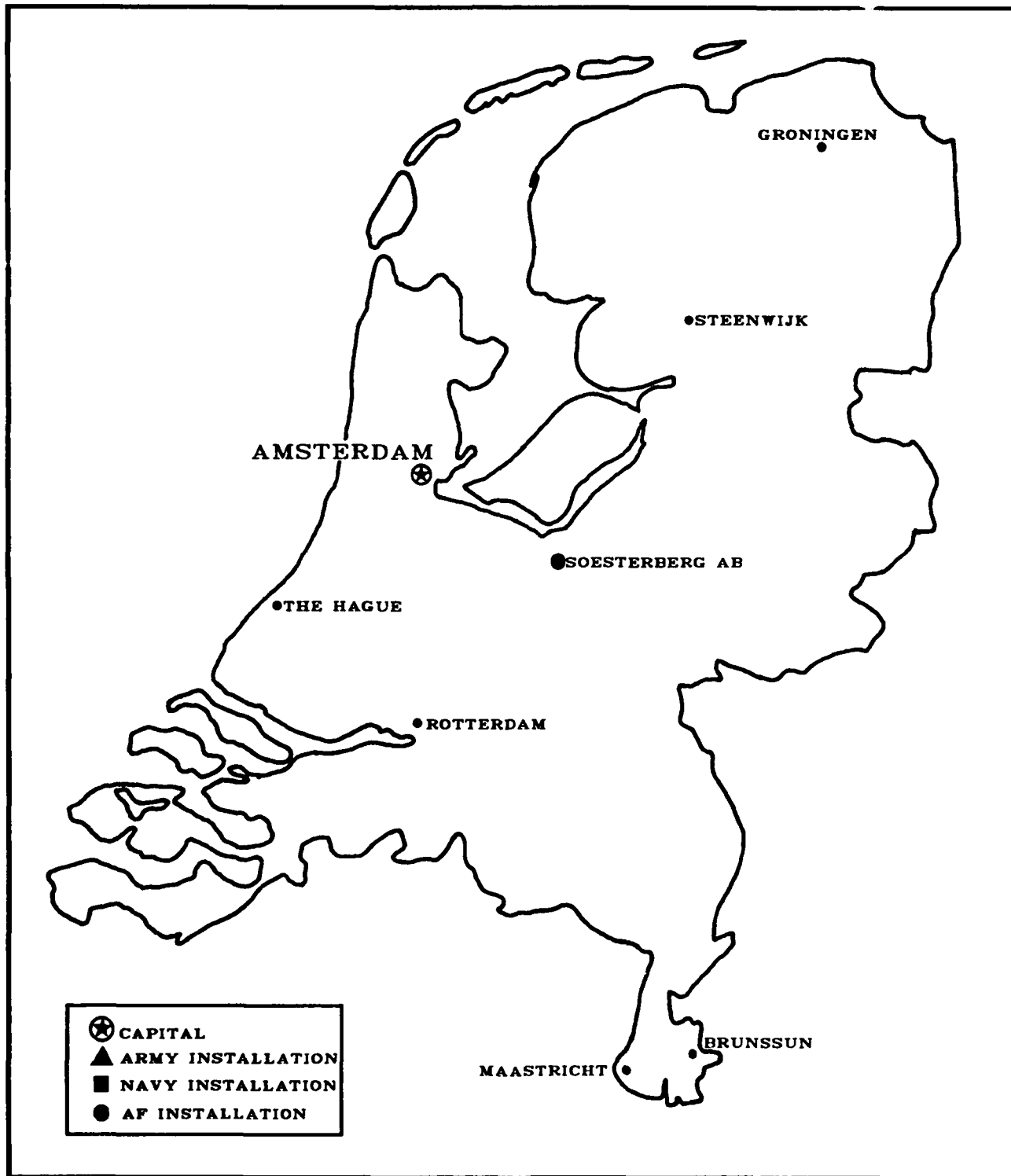
| Personnel/Expenditures 1/ | Total | Army | Navy & Marine Corps | Air Force | Other Defense Activities |
|--|-------------------------|--|--|------------------|---|
| I. Personnel - Total | 76,535 | 56,672 | 1,587 | 17,696 | 580 |
| Active Duty Military | 45,267 | 32,072 | 903 | 12,292 | 0 |
| Civilian | 14,676 | 12,298 | 138 | 1,840 | 400 |
| Military Dependents | 14,385 | 10,439 | 510 | 3,436 | 0 |
| U.S. Civilian Dependents | 2,207 | 1,863 | 36 | 128 | 180 |
| II. Expenditures - Total | \$1,916,041 | \$1,474,847 | \$23,266 | \$331,492 | \$86,436 |
| A. Payroll Outlays - Total | 1,562,054 | 1,227,599 | 23,200 | 296,608 | 14,647 |
| Active Duty Military Pay | 1,229,884 | 946,127 | 20,026 | 263,731 | 0 |
| Civilian Pay | 331,385 | 281,465 | 2,426 | 32,847 | 14,647 |
| Reserve & National Guard Pay | 43 | 0 | 43 | 0 | 0 |
| Retired Military Pay | 742 | 7 | 705 | 30 | 0 |
| B. Prime Contracts Over \$25,000 | 353,987 | 247,248 | 66 | 34,884 | 71,789 |
| Total | 353,987 | 247,248 | 66 | 34,884 | 71,789 |
| Supply Contracts | 85,862 | 12,148 | 0 | 2,121 | 71,593 |
| R&D Contracts | 159 | 159 | 0 | 0 | 0 |
| Service Contracts | 180,844 | 147,819 | 66 | 32,763 | 196 |
| Construction Contracts | 87,122 | 87,122 | 0 | 0 | 0 |
| Civil Function Contracts | 0 | 0 | 0 | 0 | 0 |
| Prime Contracts Over \$25,000 (Prior Three Years) | Total | Army | Navy & Marine Corps | Air Force | Other Defense Activities |
| Fiscal Year 1988 | \$395,633 | \$288,023 | \$32 | \$56,739 | \$50,839 |
| Fiscal Year 1987 | 528,358 | 427,348 | 1,833 | 30,601 | 68,576 |
| Fiscal Year 1986 | 525,858 | 346,075 | 2,383 | 29,645 | 147,755 |
| Top Five Contractors Receiving the Largest Dollar Volume of Prime Contract Awards in this Country | Total Amount | Major Area of Work | | | |
| | | FSC or Service Code Description | Amount | | |
| 1. HONAM OIL REFINERY CO LTD | \$51,166 | Liquid Propellants & Fuel, Petroleum Base | | | \$47,183 |
| 2. KOREA ELECTRIC POWER CORP | 30,167 | Electric Services | | | 30,167 |
| 3. SUNKYONG LTD | 20,351 | Liquid Propellants & Fuel, Petroleum Base | | | 20,351 |
| 4. KOREAN AIR LINES CO LTD | 18,180 | Maint & Repair of Eq/Aircraft Structural C | | | 17,399 |
| 5. IL KWANG IND CO LTD | 12,119 | Airport Service Roads | | | 9,792 |
| Total of Above | \$131,983 | (37.3% of total awards over \$25,000) | | | |

Prepared by: Washington Headquarters Services
Directorate for Information
Operations and Reports

1/ For cost of operations information, refer to DoD Budget Exhibit OP-53.

MAP NO. 65

NETHERLANDS



Prepared By: Washington Headquarters Services
Directorate for Information
Operations and Reports

NETHERLANDS

FISCAL YEAR 1989

(DOLLARS IN THOUSANDS)

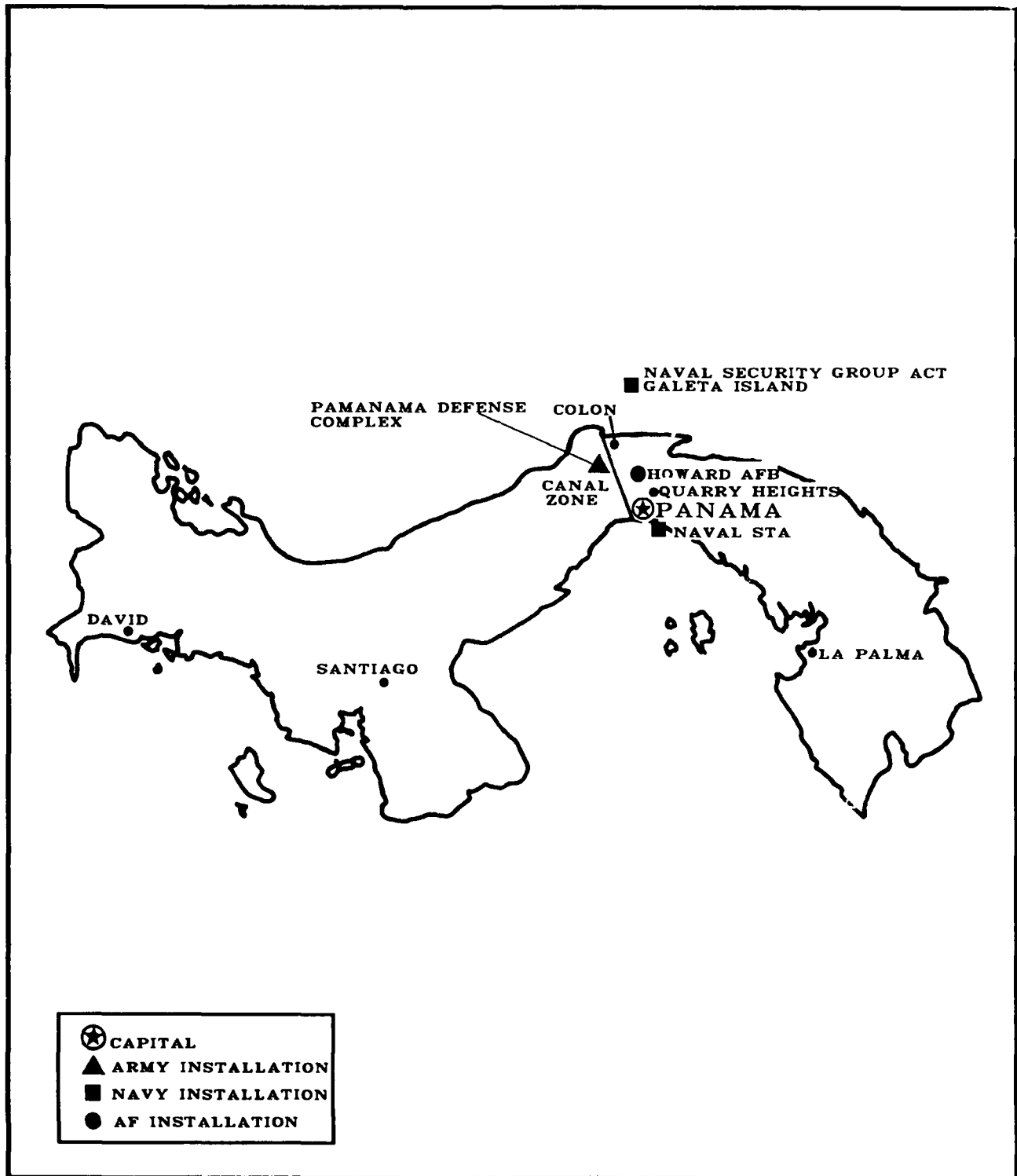
| Personnel/Expenditures 1/ | Total | Army | Navy & Marine Corps | Air Force | Other Defense Activities |
|---|-----------------|--|---------------------------|-----------|--------------------------------|
| I. Personnel - Total | 7,040 | 2,219 | 83 | 4,574 | 164 |
| Active Duty Military | 2,921 | 887 | 29 | 2,005 | 0 |
| Civilian | 418 | 154 | 1 | 102 | 161 |
| Military Dependents | 3,510 | 1,087 | 53 | 2,370 | 0 |
| U.S. Civilian Dependents | 191 | 91 | 0 | 97 | 3 |
| <hr style="border-top: 1px dashed black;"/> | | | | | |
| II. Expenditures - Total | \$216,901 | \$95,719 | \$1,961 | \$67,553 | \$51,668 |
| A. Payroll Outlays - Total | 84,987 | 29,871 | 1,058 | 47,873 | 6,185 |
| Active Duty Military Pay | 70,728 | 26,167 | 833 | 43,728 | 0 |
| Civilian Pay | 13,324 | 3,704 | 80 | 3,355 | 6,185 |
| Reserve & National Guard Pay | 0 | 0 | 0 | 0 | 0 |
| Retired Military Pay | 935 | 0 | 145 | 790 | 0 |
| B. Prime Contracts Over \$25,000 | | | | | |
| Total | 131,914 | 65,848 | 903 | 19,680 | 45,483 |
| Supply Contracts | 67,729 | 20,802 | 403 | 1,041 | 45,483 |
| R&D Contracts | 806 | 772 | 0 | 34 | 0 |
| Service Contracts | 53,264 | 34,214 | 500 | 18,550 | 0 |
| Construction Contracts | 10,115 | 10,060 | 0 | 55 | 0 |
| Civil Function Contracts | 0 | 0 | 0 | 0 | 0 |
| <hr style="border-top: 1px dashed black;"/> | | | | | |
| Prime Contracts Over \$25,000 (Prior Three Years) | Total | Army | Navy & Marine Corps | Air Force | Other Defense Activities |
| Fiscal Year 1988 | \$109,357 | \$65,457 | \$8,836 | \$10,343 | \$24,721 |
| Fiscal Year 1987 | 122,348 | 62,678 | 3,933 | 7,014 | 48,723 |
| Fiscal Year 1986 | 92,100 | 34,447 | 1,660 | 10,486 | 45,507 |
| <hr style="border-top: 1px dashed black;"/> | | | | | |
| Top Five Contractors Receiving the Largest Dollar Volume of Prime Contract Awards in this Country | Total Amount | Major Area of Work | | | |
| | | FSC or Service Code Description | | | Amount |
| 1. NETHERLAND MINISTRY OF DEFENSE | \$32,604 | Maint & Repair of Eq/Miscellaneous Equipme | | | \$27,461 |
| 2. ROYAL DUTCH PETROLEUM COMPANY | 26,038 | Liquid Propellants & Fuel, Petroleum Base | | | 26,038 |
| 3. FOKKER BV | 17,194 | Guided Missile Components | | | 16,292 |
| 4. UNITED TECHNOLOGIES CORP | 12,650 | Maint & Repair of Eq/Engines, Turbines & C | | | 10,789 |
| 5. PETREX S A | 8,039 | Liquid Propellants & Fuel, Petroleum Base | | | 8,039 |
| Total of Above | \$96,525 | (73.2% of total awards over \$25,000) | | | |

Prepared by: Washington Headquarters Services
Directorate for Information
Operations and Reports

1/ For cost of operations information, refer to DoD Budget Exhibit OP-53.

MAP NO. 66

PANAMA



Prepared By: Washington Headquarters Services
Directorate for Information
Operations and Reports

PANAMA

FISCAL YEAR 1989

(DOLLARS IN THOUSANDS)

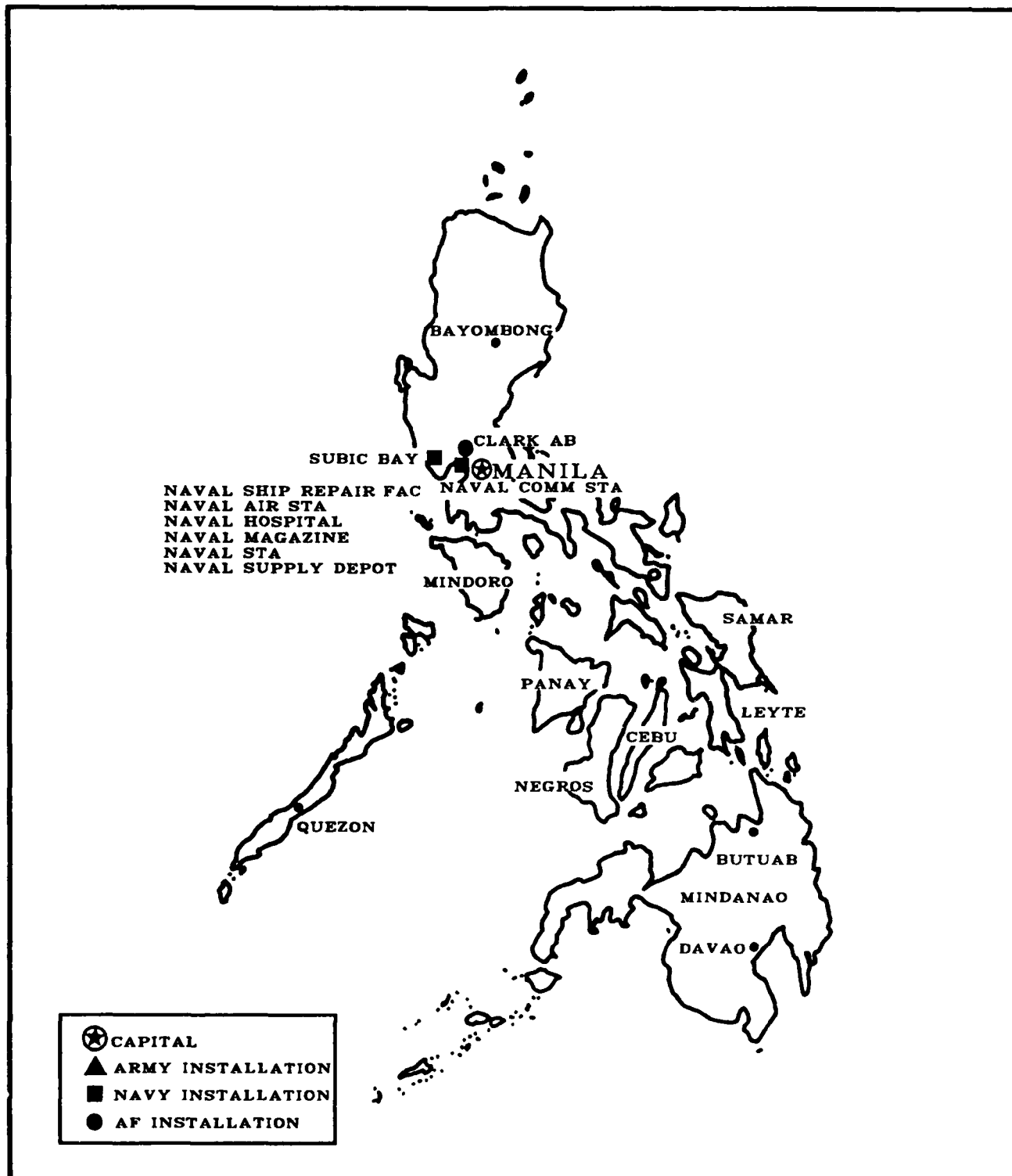
| Personnel/Expenditures 1/ | Total | Army | Navy & Marine Corps | Air Force | Other Defense Activities |
|---|--------------|---|---------------------|-----------|--------------------------|
| I. Personnel - Total | 30,032 | 20,809 | 2,346 | 6,281 | 596 |
| Active Duty Military | 12,774 | 8,605 | 1,256 | 2,913 | 0 |
| Civilian | 5,737 | 4,135 | 419 | 617 | 566 |
| Military Dependents | 9,325 | 6,128 | 617 | 2,580 | 0 |
| U.S. Civilian Dependents | 2,196 | 1,941 | 54 | 171 | 30 |
| II. Expenditures - Total | \$509,392 | \$366,262 | \$42,307 | \$76,913 | \$23,910 |
| A. Payroll Outlays - Total | 475,127 | 337,256 | 38,671 | 75,410 | 23,790 |
| Active Duty Military Pay | 347,842 | 253,850 | 29,567 | 64,425 | 0 |
| Civilian Pay | 126,218 | 83,406 | 8,078 | 10,944 | 23,790 |
| Reserve & National Guard Pay | 213 | 0 | 213 | 0 | 0 |
| Retired Military Pay | 854 | 0 | 813 | 41 | 0 |
| B. Prime Contracts Over \$25,000 Total | 34,265 | 29,006 | 3,636 | 1,503 | 120 |
| Supply Contracts | 3,087 | 2,826 | 73 | 188 | 0 |
| R&D Contracts | 0 | 0 | 0 | 0 | 0 |
| Service Contracts | 16,311 | 11,682 | 3,194 | 1,315 | 120 |
| Construction Contracts | 14,867 | 14,498 | 369 | 0 | 0 |
| Civil Function Contracts | 0 | 0 | 0 | 0 | 0 |
| Prime Contracts Over \$25,000 (Prior Three Years) | Total | Army | Navy & Marine Corps | Air Force | Other Defense Activities |
| Fiscal Year 1988 | \$52,528 | \$43,433 | \$1,403 | \$7,539 | \$153 |
| Fiscal Year 1987 | 62,721 | 48,539 | 1,670 | 12,460 | 52 |
| Fiscal Year 1986 | 71,187 | 58,298 | 576 | 11,078 | 1,235 |
| Top Five Contractors Receiving the Largest Dollar Volume of Prime Contract Awards in this Country | Total Amount | Major Area of Work | | | |
| | | FSC or Service Code Description | | Amount | |
| 1. GENERAL ELECTRIC CO | \$5,028 | Maint/Electronic & Communication Facilities | | \$5,028 | |
| 2. CONSTRUCCIONES ELECTROMECHANICA | 4,503 | Other Residential Buildings | | 1,971 | |
| 3. H I HOMA CORP | 2,841 | Other Miscellaneous Buildings | | 1,440 | |
| 4. E M C CORPORATION | 2,075 | All Other Non-Building Facilities | | 1,159 | |
| 5. ECONOPARTES SA | 1,847 | Miscellaneous Vehicular Components | | 1,847 | |
| Total of Above | \$16,294 | (47.6% of total awards over \$25,000) | | | |

Prepared by: Washington Headquarters Services
Directorate for Information
Operations and Reports

1/ For cost of operations information, refer to DoD Budget Exhibit OP-53.

MAP NO. 67

PHILIPPINES



Prepared By: Washington Headquarters Services
Directorate for Information
Operations and Reports

PHILIPPINES

FISCAL YEAR 1989

(DOLLARS IN THOUSANDS)

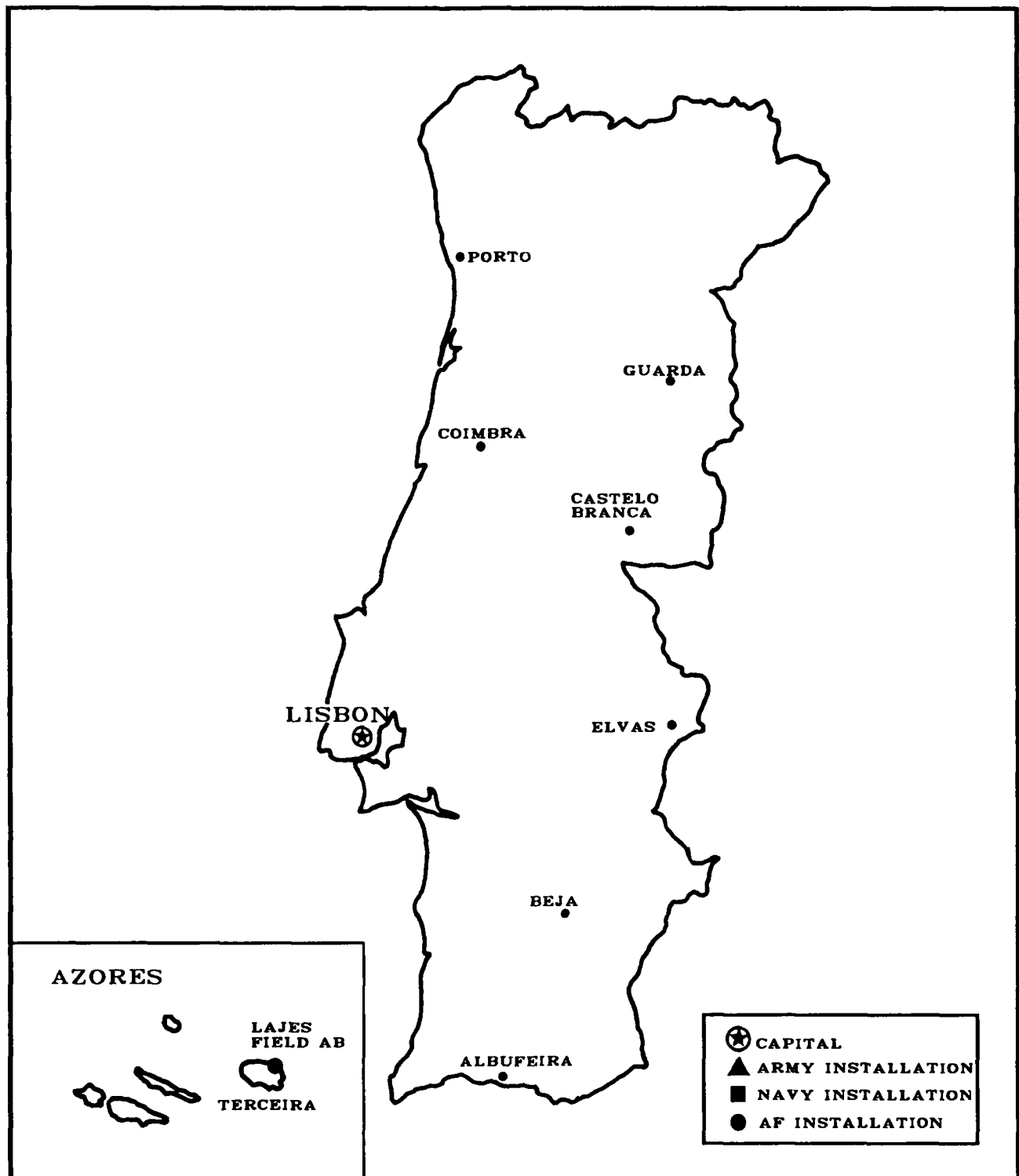
| Personnel/Expenditures 1/ | Total | Army | Navy & Marine Corps | Air Force | Other Defense Activities |
|---|--------------|--|---------------------|-----------|--------------------------|
| I. Personnel - Total | 50,493 | 247 | 26,067 | 23,390 | 789 |
| Active Duty Military | 13,858 | 170 | 4,779 | 8,909 | 0 |
| Civilian | 16,367 | 2 | 12,715 | 3,195 | 455 |
| Military Dependents | 18,684 | 71 | 7,497 | 11,116 | 0 |
| U.S. Civilian Dependents | 1,584 | 4 | 1,076 | 170 | 334 |
| II. Expenditures - Total | \$620,289 | \$8,151 | \$369,138 | \$221,135 | \$21,865 |
| A. Payroll Outlays - Total | 497,390 | 5,016 | 251,188 | 219,738 | 21,448 |
| Active Duty Military Pay | 333,120 | 5,016 | 132,143 | 195,961 | 0 |
| Civilian Pay | 129,294 | 0 | 85,093 | 22,753 | 21,448 |
| Reserve & National Guard Pay | 189 | 0 | 189 | 0 | 0 |
| Retired Military Pay | 34,787 | 0 | 33,763 | 1,024 | 0 |
| B. Prime Contracts Over \$25,000 Total | 122,899 | 3,135 | 117,950 | 1,397 | 417 |
| Supply Contracts | 12,564 | 1,708 | 10,705 | 131 | 20 |
| R&D Contracts | 327 | 0 | 0 | 0 | 327 |
| Service Contracts | 19,805 | 1,427 | 17,181 | 1,127 | 70 |
| Construction Contracts | 90,203 | 0 | 90,064 | 139 | 0 |
| Civil Function Contracts | 0 | 0 | 0 | 0 | 0 |
| Prime Contracts Over \$25,000 (Prior Three Years) | Total | Army | Navy & Marine Corps | Air Force | Other Defense Activities |
| Fiscal Year 1988 | \$204,546 | \$2,844 | \$87,916 | \$24,810 | \$78,976 |
| Fiscal Year 1987 | 256,144 | 0 | 182,002 | 30,240 | 43,902 |
| Fiscal Year 1986 | 75,567 | 87 | 46,857 | 19,929 | 8,694 |
| Top Five Contractors Receiving the Largest Dollar Volume of Prime Contract Awards in this Country | Total Amount | Major Area of Work | | | |
| | | FSC or Service Code Description | | | Amount |
| 1. SUNDT ATLANTIC GULF PACIFIC JV | \$57,517 | Family Housing Facilities | | | \$57,517 |
| 2. SUNDT CORP | 25,018 | Airport Runways | | | 24,806 |
| 3. CAGAYAN ELECTRIC POWER & LIGHT | 6,647 | Other Residential Buildings | | | 4,910 |
| 4. SUSSEX ELECTRICAL CONTRACTING | 5,710 | Other Residential Buildings | | | 5,710 |
| 5. R D POLICARPIO & CO INC | 3,070 | Maint/Other Residential Buildings | | | 1,639 |
| Total of Above | \$97,962 | (79.7% of total awards over \$25,000) | | | |

Prepared by: Washington Headquarters Services
Directorate for Information
Operations and Reports

1/ For cost of operations information, refer to DoD Budget Exhibit OP-53.

MAP NO. 68

PORTUGAL



Prepared By: Washington Headquarters Services
Directorate for Information
Operations and Reports

PORTUGAL

FISCAL YEAR 1989

(DOLLARS IN THOUSANDS)

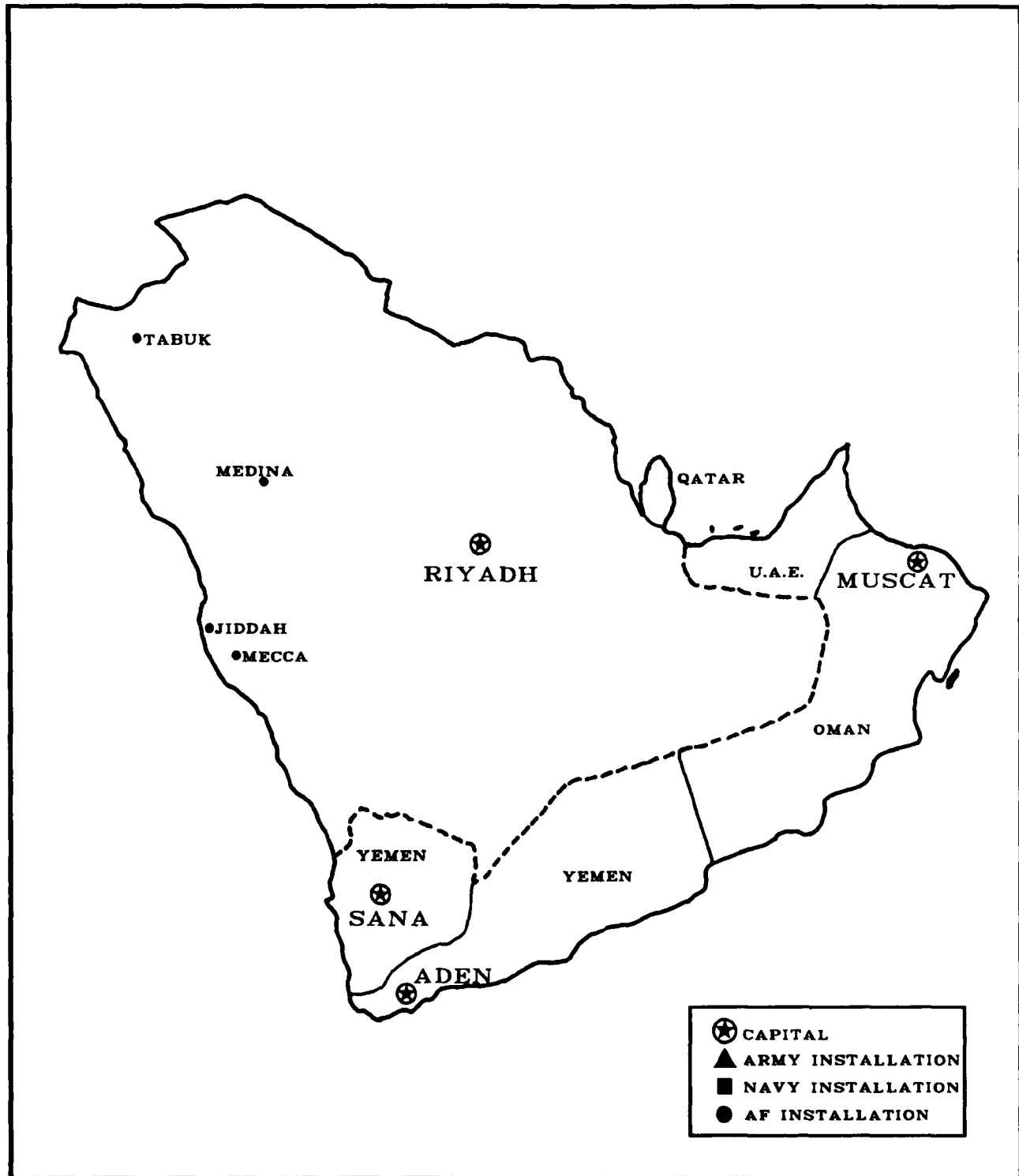
| Personnel/Expenditures 1/ | Total | Army | Navy & Marine Corps | Air Force | Other Defense Activities |
|---|-----------------|--|---------------------------|-----------|--------------------------------|
| I. Personnel - Total | 4,708 | 109 | 767 | 3,700 | 132 |
| Active Duty Military | 1,661 | 56 | 345 | 1,260 | 0 |
| Civilian | 1,214 | 12 | 58 | 1,048 | 96 |
| Military Dependents | 1,734 | 41 | 350 | 1,343 | 0 |
| U.S. Civilian Dependents | 99 | 0 | 14 | 49 | 36 |
| II. Expenditures - Total | \$64,273 | \$1,817 | \$14,228 | \$46,039 | \$2,189 |
| A. Payroll Outlays - Total | 52,115 | 1,767 | 9,309 | 38,850 | 2,189 |
| Active Duty Military Pay | 36,694 | 1,653 | 8,214 | 26,827 | 0 |
| Civilian Pay | 14,873 | 114 | 839 | 11,731 | 2,189 |
| Reserve & National Guard Pay | 2 | 0 | 0 | 2 | 0 |
| Retired Military Pay | 546 | 0 | 256 | 290 | 0 |
| B. Prime Contracts Over \$25,000 Total | 12,158 | 50 | 4,919 | 7,189 | 0 |
| Supply Contracts | 3,150 | 0 | 558 | 2,592 | 0 |
| R&D Contracts | 50 | 50 | 0 | 0 | 0 |
| Service Contracts | 3,637 | 0 | 1,284 | 2,353 | 0 |
| Construction Contracts | 5,321 | 0 | 3,077 | 2,244 | 0 |
| Civil Function Contracts | 0 | 0 | 0 | 0 | 0 |
| Prime Contracts Over \$25,000 (Prior Three Years) | Total | Army | Navy & Marine Corps | Air Force | Other Defense Activities |
| Fiscal Year 1988 | \$13,827 | \$59 | \$3,873 | \$9,859 | \$36 |
| Fiscal Year 1987 | 29,661 | 56 | 9,317 | 20,288 | 0 |
| Fiscal Year 1986 | 37,140 | 28 | 8,223 | 28,826 | 63 |
| Top Five Contractors Receiving the Largest Dollar Volume of Prime Contract Awards in this Country | Total Amount | Major Area of Work | | | |
| | | FSC or Service Code Description | | | Amount |
| 1. NORTH AMERICAN MECHANICAL SVCS | \$3,077 | Maintenance Buildings | | | \$3,077 |
| 2. CARTOR | 2,008 | Other Airfield Structures | | | 2,008 |
| 3. OFFICIANAS GERGIS DE MATERIAL | 1,440 | Gas Turbines and Jet Engines, Acft & Comps | | | 1,383 |
| 4. OCMA | 1,387 | Gas Turbines and Jet Engines, Acft & Comps | | | 1,209 |
| 5. EMPRESA DE VIACAO TERCEIRENSE | 1,228 | Motor Freight | | | 1,182 |
| Total of Above | \$9,140 | (75.2% of total awards over \$25,000) | | | |

Prepared by: Washington Headquarters Services
Directorate for Information
Operations and Reports

1/ For cost of operations information, refer to DoD Budget Exhibit OP-53.

MAP NO. 69

SAUDI ARABIA



Prepared By: Washington Headquarters Services
Directorate for Information
Operations and Reports

SAUDI ARABIA

FISCAL YEAR 1989

(DOLLARS IN THOUSANDS)

| Personnel/Expenditures | Total | Army | Navy & Marine Corps | Air Force | Other Defense Activities |
|---|-----------------|--|---------------------------|-----------|--------------------------------|
| I. Personnel - Total | 1,252 | 558 | 110 | 571 | 13 |
| Active Duty Military | 425 | 163 | 70 | 192 | 0 |
| Civilian | 356 | 224 | 2 | 127 | 3 |
| Military Dependents | 348 | 133 | 35 | 180 | 0 |
| U.S. Civilian Dependents | 123 | 38 | 3 | 72 | 10 |
| <hr style="border-top: 1px dashed black;"/> | | | | | |
| II. Expenditures - Total | \$376,955 | \$61,366 | \$7,340 | \$303,380 | \$4,869 |
| A. Payroll Outlays - Total | 27,778 | 9,213 | 3,552 | 14,892 | 121 |
| Active Duty Military Pay | 14,217 | 4,809 | 1,827 | 7,581 | 0 |
| Civilian Pay | 7,286 | 4,404 | 145 | 2,616 | 121 |
| Reserve & National Guard Pay | 1 | 0 | 0 | 1 | 0 |
| Retired Military Pay | 6,274 | 0 | 1,580 | 4,694 | 0 |
| B. Prime Contracts Over \$25,000 Total | 349,177 | 52,153 | 3,788 | 288,488 | 4,748 |
| Supply Contracts | 13,223 | 1,559 | 0 | 6,916 | 4,748 |
| R&D Contracts | 0 | 0 | 0 | 0 | 0 |
| Service Contracts | 336,055 | 50,858 | 3,788 | 281,409 | 0 |
| Construction Contracts | 101- | 264- | 0 | 163 | 0 |
| Civil Function Contracts | 0 | 0 | 0 | 0 | 0 |
| <hr style="border-top: 1px dashed black;"/> | | | | | |
| Prime Contracts Over \$25,000 (Prior Three Years) | Total | Army | Navy & Marine Corps | Air Force | Other Defense Activities |
| Fiscal Year 1988 | \$892,602 | \$134,659 | \$1,074 | \$756,869 | \$0 |
| Fiscal Year 1987 | 321,558 | 102,970 | 0 | 212,439 | 6,149 |
| Fiscal Year 1986 | 203,716 | 103,855 | 0 | 95,224 | 4,637 |
| <hr style="border-top: 1px dashed black;"/> | | | | | |
| Top Five Contractors Receiving the Largest Dollar Volume of Prime Contract Awards in this Country | Total Amount | Major Area of Work | | | |
| | | FSC or Service Code Description | | | Amount |
| 1. BOEING COMPANY THE | \$140,781 | Other Professional Services | | | \$138,765 |
| 2. CRS SIRRINE METCALF & EDDY JV | 93,596 | Other Professional Services | | | 90,253 |
| 3. UNITED TECHNOLOGIES CORP | 42,000 | Installation of Eq/Miscellaneous Equipment | | | 42,000 |
| 4. CRSS INC | 31,550 | Other Professional Services | | | 31,550 |
| 5. FORD MOTOR COMPANY | 11,334 | Personal Services | | | 11,334 |
| Total of Above | \$319,261 | (91.4% of total awards over \$25,000) | | | |

Prepared by: Washington Headquarters Services
Directorate for Information
Operations and Reports

MAP NO. 70

SPAIN



Prepared By: Washington Headquarters Services
Directorate for Information
Operations and Reports

SPAIN

FISCAL YEAR 1989

(DOLLARS IN THOUSANDS)

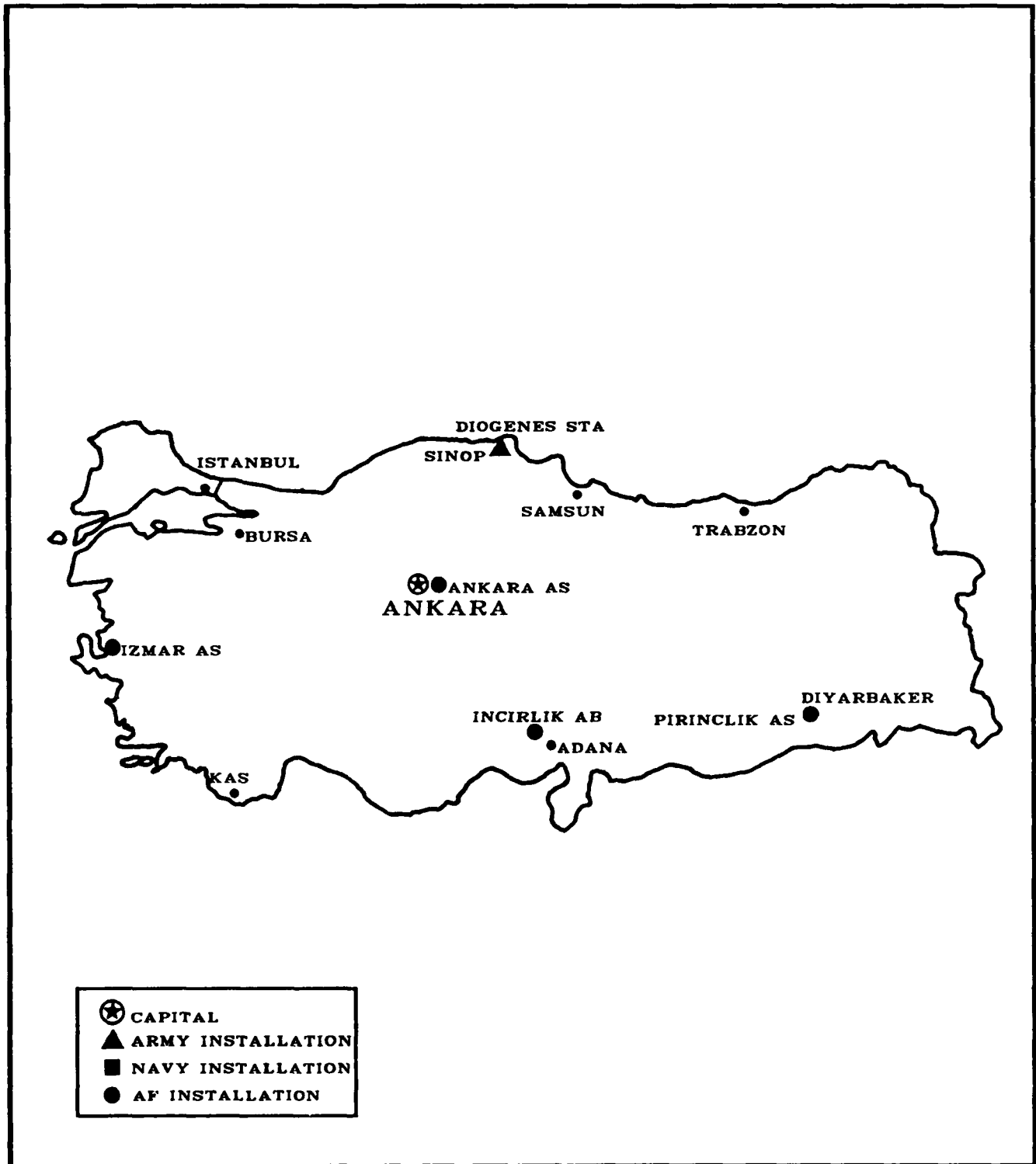
| Personnel/Expenditures 1/ | Total | Army | Navy & Marine Corps | Air Force | Other Defense Activities |
|---|--------------|--|---------------------|-----------|--------------------------|
| I. Personnel - Total | 19,520 | 56 | 7,035 | 11,905 | 524 |
| Active Duty Military | 7,659 | 16 | 2,678 | 4,965 | 0 |
| Civilian | 950 | 23 | 262 | 319 | 346 |
| Military Dependents | 10,210 | 17 | 3,795 | 6,398 | 0 |
| U.S. Civilian Dependents | 701 | 0 | 300 | 223 | 178 |
| II. Expenditures - Total | \$376,335 | \$7,204 | \$112,748 | \$143,060 | \$113,323 |
| A. Payroll Outlays - Total | 214,881 | 473 | 85,493 | 115,470 | 13,445 |
| Active Duty Military Pay | 178,481 | 473 | 74,962 | 103,046 | 0 |
| Civilian Pay | 28,462 | 0 | 7,401 | 7,616 | 13,445 |
| Reserve & National Guard Pay | 6 | 0 | 0 | 6 | 0 |
| Retired Military Pay | 7,932 | 0 | 3,130 | 4,802 | 0 |
| B. Prime Contracts Over \$25,000 Total | 161,454 | 6,731 | 27,255 | 27,590 | 99,878 |
| Supply Contracts | 116,376 | 0 | 16,544 | 158 | 99,674 |
| R&D Contracts | 65- | 65- | 0 | 0 | 0 |
| Service Contracts | 40,931 | 6,796 | 6,932 | 26,999 | 204 |
| Construction Contracts | 4,212 | 0 | 3,779 | 433 | 0 |
| Civil Function Contracts | 0 | 0 | 0 | 0 | 0 |
| Prime Contracts Over \$25,000 (Prior Three Years) | Total | Army | Navy & Marine Corps | Air Force | Other Defense Activities |
| Fiscal Year 1988 | \$80,441 | \$3,145 | \$8,986 | \$31,742 | \$36,568 |
| Fiscal Year 1987 | 151,971 | 546 | 23,157 | 54,293 | 73,975 |
| Fiscal Year 1986 | 105,273 | 220 | 26,667 | 35,758 | 42,628 |
| Top Five Contractors Receiving the Largest Dollar Volume of Prime Contract Awards in this Country | Total Amount | Major Area of Work | | | |
| | | FSC or Service Code Description | | Amount | |
| 1. COMPANIA ESPANOLA DE PETROLEOS | \$34,545 | Liquid Propellants & Fuel, Petroleum Base | | \$34,369 | |
| 2. UNION EXPLOSIVOS RIO TINTO SA | 31,122 | Liquid Propellants & Fuel, Petroleum Base | | 31,122 | |
| 3. CONSTRUCCIONES AERONAUTICAS SA | 22,315 | Maint & Repair of Eq/Aircraft Structural C | | 15,117 | |
| 4. MC DONNELL DOUGLAS CORPORATION | 16,500 | Aircraft Fixed Wing | | 16,500 | |
| 5. PETROLEOS DEL MEDITERRANEO SA | 15,284 | Liquid Propellants & Fuel, Petroleum Base | | 15,284 | |
| Total of Above | \$119,766 | (74.2% of total awards over \$25,000) | | | |

Prepared by: Washington Headquarters Services
Directorate for Information
Operations and Reports

1/ For cost of operations information, refer to DoD Budget Exhibit OP-53.

MAP NO. 71

TURKEY



Prepared By: Washington Headquarters Services
Directorate for Information
Operations and Reports

TURKEY

FISCAL YEAR 1989

(DOLLARS IN THOUSANDS)

| Personnel/Expenditures 1/ | Total | Army | Navy & Marine Corps | Air Force | Other Defense Activities |
|---|--------------|---|---------------------|-----------|--------------------------|
| I. Personnel - Total | 10,292 | 1,824 | 165 | 8,017 | 286 |
| Active Duty Military | 4,999 | 1,152 | 138 | 3,709 | 0 |
| Civilian | 787 | 81 | 0 | 511 | 195 |
| Military Dependents | 4,323 | 573 | 27 | 3,723 | 0 |
| U.S. Civilian Dependents | 183 | 18 | 0 | 74 | 91 |
| ----- | ----- | ----- | ----- | ----- | ----- |
| II. Expenditures - Total | \$194,490 | \$49,190 | \$3,479 | \$122,888 | \$18,933 |
| A. Payroll Outlays - Total | 136,358 | 34,170 | 2,884 | 93,074 | 6,230 |
| Active Duty Military Pay | 119,214 | 33,986 | 2,772 | 82,456 | 0 |
| Civilian Pay | 16,896 | 184 | 0 | 10,482 | 6,230 |
| Reserve & National Guard Pay | 4 | 0 | 0 | 4 | 0 |
| Retired Military Pay | 244 | 0 | 112 | 132 | 0 |
| B. Prime Contracts Over \$25,000 Total | 58,132 | 15,020 | 595 | 29,814 | 12,703 |
| Supply Contracts | 13,382 | 43 | 0 | 665 | 12,674 |
| R&D Contracts | 0 | 0 | 0 | 0 | 0 |
| Service Contracts | 34,279 | 4,857 | 595 | 28,798 | 29 |
| Construction Contracts | 10,471 | 10,120 | 0 | 351 | 0 |
| Civil Function Contracts | 0 | 0 | 0 | 0 | 0 |
| ----- | ----- | ----- | ----- | ----- | ----- |
| Prime Contracts Over \$25,000 (Prior Three Years) | Total | Army | Navy & Marine Corps | Air Force | Other Defense Activities |
| Fiscal Year 1988 | \$93,683 | \$14,810 | \$803 | \$56,094 | \$21,976 |
| Fiscal Year 1987 | 150,599 | 20,832 | 774 | 116,833 | 12,160 |
| Fiscal Year 1986 | 122,648 | 8,943 | 570 | 100,225 | 12,910 |
| ----- | ----- | ----- | ----- | ----- | ----- |
| Top Five Contractors Receiving the Largest Dollar Volume of Prime Contract Awards in this Country | Total Amount | Major Area of Work | | | |
| | | FSC or Service Code Description | | Amount | |
| ----- | ----- | ----- | | ----- | |
| 1. GENERAL ELECTRIC CO | \$21,044 | Operation/Radar & Navigational Facilities | | \$21,044 | |
| 2. PATROL OFISI A S GENEL MUD | 12,674 | Fuel Oils | | 12,674 | |
| 3. ERE MUHENAISLIK LIMITED | 9,690 | Troop Housing Facilities | | 6,722 | |
| 4. CUKUROVA ELEKTRIK AS | 2,873 | Electric Services | | 2,873 | |
| 5. ESKA INSAAT A S | 1,289 | Dining Facilities | | 1,289 | |
| Total of Above | \$47,570 | (81.8% of total awards over \$25,000) | | | |

Prepared by: Washington Headquarters Services
Directorate for Information
Operations and Reports

1/ For cost of operations information, refer to DoD Budget Exhibit OP-53.

MAP NO. 72

UNITED KINGDOM



Prepared By: Washington Headquarters Services
Directorate for Information
Operations and Reports

UNITED KINGDOM

FISCAL YEAR 1989

(DOLLARS IN THOUSANDS)

| Personnel/Expenditures 1/ | Total | Army | Navy & Marine Corps | Air Force | Other Defense Activities |
|---|-----------------|--|---------------------------|-----------|--------------------------------|
| I. Personnel - Total | 68,281 | 1,287 | 7,747 | 57,859 | 1,388 |
| Active Duty Military | 28,246 | 270 | 2,802 | 25,174 | 0 |
| Civilian | 3,615 | 715 | 631 | 1,360 | 909 |
| Military Dependents | 34,892 | 283 | 3,992 | 30,617 | 0 |
| U.S. Civilian Dependents | 1,528 | 19 | 322 | 708 | 479 |
| <hr style="border-top: 1px dashed black;"/> | | | | | |
| II. Expenditures - Total | \$1,440,907 | \$67,876 | \$439,452 | \$860,604 | \$72,975 |
| A. Payroll Outlays - Total | 741,742 | 9,490 | 119,187 | 578,752 | 34,313 |
| Active Duty Military Pay | 631,903 | 7,968 | 97,001 | 526,934 | 0 |
| Civilian Pay | 85,982 | 1,522 | 17,195 | 32,952 | 34,313 |
| Reserve & National Guard Pay | 718 | 0 | 611 | 107 | 0 |
| Retired Military Pay | 23,139 | 0 | 4,380 | 18,759 | 0 |
| B. Prime Contracts Over \$25,000 Total | 699,165 | 58,386 | 320,265 | 281,852 | 38,662 |
| Supply Contracts | 391,668 | 45,859 | 264,268 | 48,989 | 32,552 |
| R&D Contracts | 56,200 | 10,974 | 37,993 | 2,590 | 4,643 |
| Service Contracts | 249,719 | 1,553 | 16,426 | 230,273 | 1,467 |
| Construction Contracts | 1,578 | 0 | 1,578 | 0 | 0 |
| Civil Function Contracts | 0 | 0 | 0 | 0 | 0 |
| <hr style="border-top: 1px dashed black;"/> | | | | | |
| Prime Contracts Over \$25,000 (Prior Three Years) | Total | Army | Navy & Marine Corps | Air Force | Other Defense Activities |
| Fiscal Year 1988 | \$678,526 | \$168,791 | \$318,708 | \$118,783 | \$72,244 |
| Fiscal Year 1987 | 839,671 | 172,693 | 354,089 | 245,795 | 67,094 |
| Fiscal Year 1986 | 745,002 | 99,528 | 341,423 | 216,074 | 87,977 |
| <hr style="border-top: 1px dashed black;"/> | | | | | |
| Top Five Contractors Receiving the Largest Dollar Volume of Prime Contract Awards in this Country | Total Amount | Major Area of Work | | | |
| | | FSC or Service Code Description | | | Amount |
| <hr style="border-top: 1px dashed black;"/> | | | | | |
| 1. ROLLS ROYCE PLC | \$207,476 | Gas Turbines and Jet Engines, Acft & Comps | | | \$164,464 |
| 2. PROPERTY SERVICE AGENCY | 146,629 | Maint/Other Administrative & Service Build | | | 146,629 |
| 3. BRITISH AEROSPACE PLC | 70,267 | Modification of Eq/Aircraft Structural Com | | | 66,914 |
| 4. UNITED KINGDOM MINISTRY OF DEF | 35,413 | Night Vision Equipment | | | 25,662 |
| 5. ROYAL ORDNANCE AMMUNITION PLC | 32,681 | Ammunition, 75 mm Through 125 mm | | | 19,542 |
| Total of Above | \$492,666 | (70.5% of total awards over \$25,000) | | | |

Prepared by: Washington Headquarters Services
Directorate for Information
Operations and Reports

1/ For cost of operations information, refer to DoD Budget Exhibit OP-53.