

SECURITY CLASSIFICATION OF THIS PAGE

## DTIC DOCUMENTATION PAGE

1a. REPORT SECURITY CLASSIFICATION <b>Unclassified</b>		1b. RESTRICTIVE MARKINGS	
2a. SECURITY CLASSIFICATION AUTHORITY <b>SELECTED</b> <b>MAR 16 1990</b>		3. DISTRIBUTION/AVAILABILITY OF REPORT <b>Unclassified/Unlimited</b>	
2b. DECLASSIFICATION/DOWNGRADING SCHEDULE <b>DG</b>		4. PERFORMING ORGANIZATION REPORT NUMBER <b>ONR Technical Report 22</b>	
6a. NAME OF PERFORMING ORGANIZATION <b>Corrosion Research Center</b>		6b. OFFICE SYMBOL (if applicable)	
6c. ADDRESS (City, State, and ZIP Code) <b>University of Minnesota Minneapolis, MN 55455</b>		7a. NAME OF MONITORING ORGANIZATION <b>Office of Naval Research, Resident Rep.</b>	
3a. NAME OF FUNDING/SPONSORING ORGANIZATION <b>Office of Naval Res. &amp; the Def Adv. Res Projects Agency</b>		3b. OFFICE SYMBOL (if applicable) <b>Code 1113</b>	
3c. ADDRESS (City, State, and ZIP Code) <b>800 North Quincy Street Arlington, VA 22217-5000</b>		9. PROCUREMENT INSTRUMENT IDENTIFICATION NUMBER <b>Contract No. N00014-88-K-0360</b>	
		10. SOURCE OF FUNDING NUMBERS	
		PROGRAM ELEMENT NO.	PROJECT NO.
		TASK NO.	WORK UNIT ACCESSION NO.
11. TITLE (Include Security Classification) <b>Quartz Crystal Microbalance Studies: Solvent Effects in Conducting Polymer Films</b>			
12. PERSONAL AUTHOR(S) <b>Mary M. Lien, K. Naoi, and William H. Smyrl</b>			
13a. TYPE OF REPORT <b>Technical</b>	13b. TIME COVERED <b>FROM 1/1/89 TO 1/25/90</b>	14. DATE OF REPORT (Year, Month, Day) <b>January 25, 1990</b>	15. PAGE COUNT <b>4</b>
15. SUPPLEMENTARY NOTATION <b>177th Meeting of the Electrochemical Society, Extended Abstracts, May 1990</b>			
17. COSATI CODES		18. SUBJECT TERMS (Continue on reverse if necessary and identify by block number)	
FIELD	GROUP	solvent, QCM, redox process, conducting polymers	
19. ABSTRACT (Continue on reverse if necessary and identify by block number)			
<p>The stoichiometry and mechanism of the intercalation of incorporation of (1) solvent and (2) counterion during oxidation/reduction of electroactive polymer films can be established for some systems by the use of QCM techniques. Counterion motion may be predicted from coulometric charge data, and differences between these values and the actual mass change measured by QCM are accounted for, in simple cases, by solvent motion. Evaluation of electrolyte incorporation during "break-in" of the films were also possible.</p>			
20. DISTRIBUTION/AVAILABILITY OF ABSTRACT <input checked="" type="checkbox"/> UNCLASSIFIED/UNLIMITED <input type="checkbox"/> SAME AS RPT. <input type="checkbox"/> DTIC USERS		21. ABSTRACT SECURITY CLASSIFICATION <b>Unclassified</b>	
22a. NAME OF RESPONSIBLE INDIVIDUAL <b>Boone B. Owens</b>		22b. TELEPHONE (Include Area Code) <b>(612) 625-1332</b>	22c. OFFICE SYMBOL

# 75-Word Abstract Form

Extended Abstract must be submitted with the 75-Word Abstract by December 1, 1989

## Montreal, Quebec, Canada—May 6-11, 1990

Submit to: The Electrochemical Society, Inc.  
10 South Main Street, Pennington, NJ 08534-2896  
With a copy to the Organizer

Abstract No. ....  
(to be assigned by the Society)

Schedule for ..... The Chemistry and Physics of Composite Media .....  
(Title of Symposium)

Sponsored by ... Energy Technology/Center .....  
(Division/Group)

Title of paper ..... Quartz Crystal Microbalance Studies: Solvent Effects in .....  
..... Conducting Polymer Films .....

Authors (Underline name of author presenting paper.) ..... Mary M. Lien, Katsuhiko Naoi, and William H. ....  
..... Smyrl .....

Business affiliation and address ..... Corrosion Research Center, Department of Chemical Engineering .....  
..... and Materials Science, University of Minnesota .....  
..... Minneapolis, MN ..... 55455 ..... (612) 625-5827 .....  
(State or Country) (ZIP Code) (Telephone No.)

(Type abstract in this area—double-spaced.)

The stoichiometry and mechanism of the intercalation or incorporation of (1) solvent and (2) counterion during oxidation/reduction of electroactive polymer films can be established for some systems by the use of QCM techniques. Counterion motion may be predicted from coulometric charge data, and differences between these values and the actual mass change measured by QCM are accounted for, in simple cases, by solvent motion. Evaluation of electrolyte incorporation during "break-in" of the films were also possible.

Do you require any audiovisual equipment?

- 35 mm (2 x 2 in.) slide projector
- Overhead projector
- Other equipment at author's expense and subject to availability

Has the information in this abstract been presented verbally, submitted for publication, or published?

Yes  No

If the answer is yes, please provide the reference (insert in the case of invited review presentations).

Is a full length paper on this work to be submitted for Society Journal publication?  Yes  No

The Extended Abstracts will be published in a volume copyrighted by The Electrochemical Society, Inc.

## Quartz Crystal Microbalance Studies: Solvent Effects in Conducting Polymer Films

Mary M. Lien, Katsuhiko Naoi, and William H. Smyrl

Corrosion Research Center  
Department of Chemical Engineering and Materials Science  
University of Minnesota, Minneapolis, MN 55455

### Introduction

The use of the Quartz Crystal Microbalance (QCM) makes possible in-situ measurements of mass change occurring during oxidation/reduction of electroactive polymer films. For films which exhibit "ideal" behavior in specific electrolyte solutions, i.e., polyvinylferrocene (PVF) in  $\text{LiClO}_4$ /acetonitrile, it is possible to measure solvent swelling/shrinkage effects during cycling. An ideal film has the following properties:

**Reversibility:** The oxidation/reduction process causes no loss of charge capacity and anions/cations are inserted/removed reversibly with no change in the electroactivity of the film.

**Cation or anion only is inserted to maintain electroneutrality:** There is no "mixed" nature of counterion insertion so prediction of mass change due to the weight of inserted counterion is possible.

Since we can predict the ideal mass change due to counterion insertion from charge data obtained during cycling, deviations can be attributed to solvent addition or removal during the cycling process. The movement of solvent may be due to solvated counterion movement or to film expansion or contraction causing a net volume change during oxidation/reduction.

### Experimental

Gold coated crystals were obtained from Inficon (East Syracuse, N.Y.). These were shear mode (6MHz) crystals with a surface area of  $0.33 \text{ cm}^2$  coated with electroactive polymer exposed to the electrolyte solution. Films were prepared by spin-coating the crystals with a solution of  $0.4 \text{ mg/ml}$  PVF in methylene chloride, at 200-300 rpm for 10 sec. The resulting films were around 2000-4000 Å in thickness. Cycling of the films produced a frequency shift of around 2000 Hz, due to counterion and solvent motion. The frequency shift was measured with a frequency counter (HP5384A) and stored in a personal computer (HP9816). The

crystal oscillator circuit included a power source and an oscillator (Inficon XTC).

The experiments were performed in a 4-necked glass cell. Two of the necks were used for gas inlet/outlet and one for the reference electrode (SCE) and the last for the counterelectrode (large area platinum). The working electrode was the polymer/gold/quartz attached to the open tube in the bottom of the cell with a silicone sealant.

The electrode potential was controlled by a potentiostat (EG&G PAR 173). The working electrode was grounded through the potentiostat and the oscillator was connected to the circuit through a  $1 \mu\text{F}$  capacitor in series.

The polymer film was treated as rigid since the film thickness was small compared to the thickness of the crystal. The Sauerbrey equation was used to analyze the data:

$$\Delta f = - \frac{2f_0^2}{\sqrt{\rho \Omega \mu \Omega}} \frac{\Delta m}{A}$$

### Results and Discussion

Polyvinylferrocene exhibits ideal reversible behavior in perchlorate electrolyte in either acetonitrile or water. For films inserting only anions, a plot of  $E_{\text{peak}}$  vs. electrolyte concentration should have a slope of  $-59 \text{ mV/decade}$ , which is seen in these systems (fig.1). Since the exact weight of counterion can then be predicted from charge data taken during oxidation/reduction, any deviations in actual mass measured by QCM are attributed to solvent movement.

For perchlorate/acetonitrile solvents, oxidation of PVF caused insertion of  $1 \text{ ClO}_4^-$  and  $0.25 \text{ AN}$  per PVF electroactive site. Reduction processes are exactly reversible, so that  $1 \text{ ClO}_4^- + 0.25 \text{ AN}$  per site are removed during the cathodic sweep. If a small amount of cation were being released from the film during oxidation, the observed deviation would be a measurement of a smaller mass change than expected rather than a larger one. For PVF oxidation in aqueous solution, insertion of  $1 \text{ ClO}_4^-$  with the simultaneous exclusion of  $0.4 \text{ H}_2\text{O}$  per electroactive PVF site occurs. This process is again exactly reversible so that reduction

removes 1  $\text{ClO}_4^-$  and reinserts 0.4  $\text{H}_2\text{O}$  (fig.2). In this case, it is possible that PVF is acting in a slightly non-ideal manner and that the observed deviation (being less than that expected) is actually caused by cation movement out of the film along with anion insertion during the oxidative sweep.

The authors intend to discuss possible mechanisms for observed solvent effects in pure and mixed solvents. Mixtures should result in intermediate behavior between inclusion (pure acetonitrile) and exclusion (pure  $\text{H}_2\text{O}$ ) during the oxidation scan.

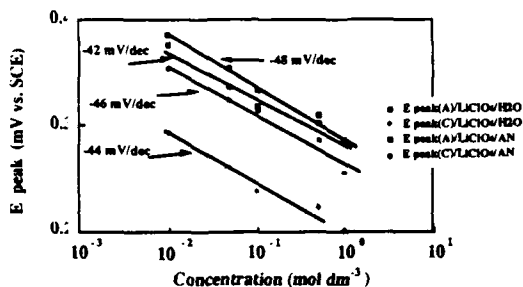


Fig.1  $E_{\text{peak}}$  plotted vs. electrolyte concentration for  $\text{LiClO}_4$  salt in acetonitrile and water. Observed slopes are close to the predicted value of  $-59$  mV/decade for systems inserting only anions.

ACCESSION FOR	
NTIS 88491	✓
DTIC 873	□
Unannounced	□
Justification	□
By	
Date	

A-1

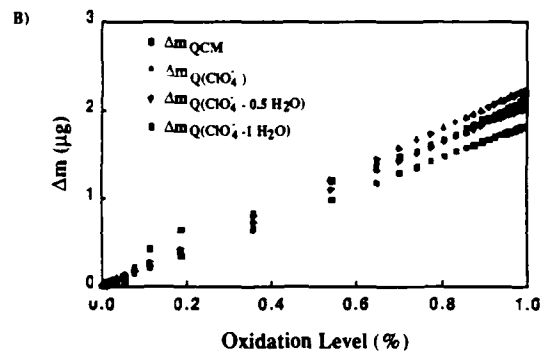
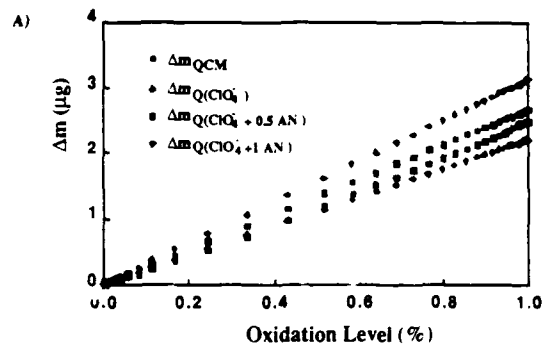


Fig.2 Mass change vs. oxidation state for perchlorate electrolyte in A) acetonitrile and B) water. Comparison of actual mass change vs. mass change predicted for perchlorate movement (from charge data) shows amount of solvent movement.

#### ACKNOWLEDGEMENT

The authors wish to acknowledge the financial support of the Defense Advanced Research Projects Agency and the Office of Naval Research (DARPA/ONR).

#### References

1. M.D. Ward, *J. Phys. Chem.*, **92**, 2049(1988).
2. M.D. Ward, *J. Electrochem. Soc.*, **135**, 2747(1988).
3. P.T. Varineau and D.A. Buttry, *J. Phys. Chem.*, **91**, 1292(1987).
4. M.S. Wrighton, *Science*, **231**, 32(1986).
5. J.H. Kaufman, K.K. Kanazawa, and G.B. Street, *Phys. Rev. Letters*, **53**, 2461(1984).
6. C. Iwakura, T. Kawai, M. Nojima, and H. Yoneyama, *J. Electrochem. Soc.*, **134**, 791(1987).