


12

L02

Department of Defense  
**SELECTED MEDICAL CARE STATISTICS**

Quarter Ending December 31, 1989

**DTIC**  
ELECTE  
APR 13 1990  
**S D**



DISTRIBUTION STATEMENT A  
Approved for public release  
Distribution Unlimited

90 04 12 110



AD-A220 452

SD UNCLASSIFIED CONFIDENTIAL SECRET

# Department of Defense Selected Medical Care Statistics

Quarter ending December 31, 1989

Washington Headquarters Services  
Directorate for Information  
Operations and Reports

~~FOR SALE BY THE SUPERINTENDENT OF DOCUMENTS  
U.S. GOVERNMENT PRINTING OFFICE  
WASHINGTON, D.C. 20402~~

DTIC and NTIS identification number for this publication is DIOR/LO2-90/01.

## FOREWORD

Selected Medical Care Statistics (SMCS) is a quarterly publication prepared by the Washington Headquarters Services, Directorate for Information Operations and Reports (WHS/DIOR) of the Office of the Secretary of Defense.

SMCS presents quarterly summary data concerning medical care provided at fixed military medical facilities located in: (1) the United States and (2) outside the United States, in territories, possessions and foreign countries. This publication contains pie charts which are based on the percent of the worldwide DoD total for each of the categories. Admissions and beds occupied by dependents of other uniformed personnel (Public Health Service (PHS), Coast Guard (CG), National Oceanic Atmospheric Administration (NOAA)) are less than one percent and are included in the "other" category on applicable charts and graphs.

This publication is generated from a computerized data base developed and maintained in consonance with Department of Defense Instruction (DoDI) 6015.14, November 14, 1977, under Reports Control Symbol DA&M(Q)1474 by the Manpower Management Information Division of WHS/DIOR.

ACCESSION FOR	NTIS CRASH	✓
	DTIC TAB	□
	Unannounced	□
	Justification	□
By		
Date		
Approved for Release		
Authority		
Unit	A-1	

World

# TABLE OF CONTENTS

partial

TABLE NUMBER		PAGE
Table 1.1	Operating Beds/Operating Bassinets/Beds Occupied - Worldwide;	1
Figure 1.1	Beds Occupied - Percent of DoD Total Worldwide	3
Table 1.2	Operating Beds/Operating Bassinets/Beds Occupied in the United States	4
Table 1.3	Operating Beds/Operating Bassinets/Beds Occupied Outside the United States	6
Table 2.1	Admissions - Worldwide)	8
Figure 2.1	Admissions - Percent of DoD Total Worldwide	10
Table 2.2	Admissions in the United States	11
Table 2.3	Admissions Outside the United States	13
Table 3.1	Outpatient Visits and Live Births ( Worldwide)	15
Figure 3.1	Outpatient Visits - Percent of Worldwide Total	17
Table 3.2	Outpatient Visits and Live Births in the United States	18
Table 3.3	Outpatient Visits and Live Births Outside the United States	20
	GLOSSARY	23

**TABLE 1.1  
DEPARTMENT OF DEFENSE  
OPERATING BEDS/OPERATING BASSINETS/BEDS OCCUPIED  
AT FIXED MILITARY FACILITIES - WORLDWIDE  
FOR QUARTER ENDING DECEMBER 31, 1989**

<b>WORLDWIDE</b>	<b>DOD TOTAL</b>	<b>ARMY FACILITIES</b>	<b>NAVY FACILITIES</b>	<b>AIR FORCE FACILITIES</b>
NUMBER OF OPERATING BEDS - TOTAL	15,064	6,320	3,827	4,917
NUMBER OF OPERATING BASSINETS - TOTAL	1,838	550	215	1,073
NUMBER OF BEDS OCCUPIED (DAILY AVERAGE) - TOTAL	11,205	5,284	2,594	3,327
BEDS OCCUPIED BY US ACTIVE DUTY UNIFORMED PERSONNEL - TOTAL	4,348	2,046	1,319	983
MILITARY - TOTAL	4,310	2,037	1,300	973
ARMY	1,939	1,766	49	124
NAVY-MARINE CORPS	1,434	120	1,213	101
AIR FORCE	937	151	38	748
OTHER UNIFORMED PERSONNEL (PHS,CG,NOAA) - TOTAL	38	9	19	10
BEDS OCCUPIED BY RETIRED US UNIFORMED PERSONNEL - TOTAL	1,755	852	294	609
RETIRED MILITARY - TOTAL	1,740	846	289	605
ARMY	727	561	42	124
NAVY-MARINE CORPS	408	111	206	91
AIR FORCE	605	174	41	390
OTHER RETIRED UNIFORMED PERSONNEL (PHS,CG,NOAA) - TOTAL	15	6	5	4

Prepared by: Washington Headquarters Services  
Directorate for Information  
Operations and Reports

**TABLE 1.1  
DEPARTMENT OF DEFENSE  
OPERATING BEDS/OPERATING BASSINETS/BEDS OCCUPIED  
AT FIXED MILITARY FACILITIES - WORLDWIDE  
FOR QUARTER ENDING DECEMBER 31, 1989**

WORLDWIDE	DOD TOTAL	ARMY FACILITIES	NAVY FACILITIES	AIR FORCE FACILITIES
BEDS OCCUPIED BY DEPENDENTS OF US ACTIVE DUTY MILITARY PERSONNEL	- TOTAL 3,195	1,442	667	1,086
ARMY	1,315	1,146	35	134
NAVY-MARINE CORPS	802	125	575	102
AIR FORCE	1,078	171	57	850
BEDS OCCUPIED BY DEPENDENTS OF RETIRED AND DECEASED US MILITARY PERSONNEL	- TOTAL 1,409	622	231	556
ARMY	577	418	42	117
NAVY-MARINE CORPS	321	80	157	84
AIR FORCE	511	124	32	355
BEDS OCCUPIED BY DEPENDENTS OF OTHER UNIFORMED PERSONNEL (PHS, CG, NOAA)	- TOTAL 33	10	12	11
BEDS OCCUPIED BY ALL OTHER BENEFICIARIES	- TOTAL 465	312	71	82

Prepared by: Washington Headquarters Services  
Directorate for Information  
Operations and Reports

# BEDS OCCUPIED - PERCENT OF DoD TOTAL WORLDWIDE

QUARTER ENDING DECEMBER 31, 1989

ACTIVE DUTY  
38.8 %

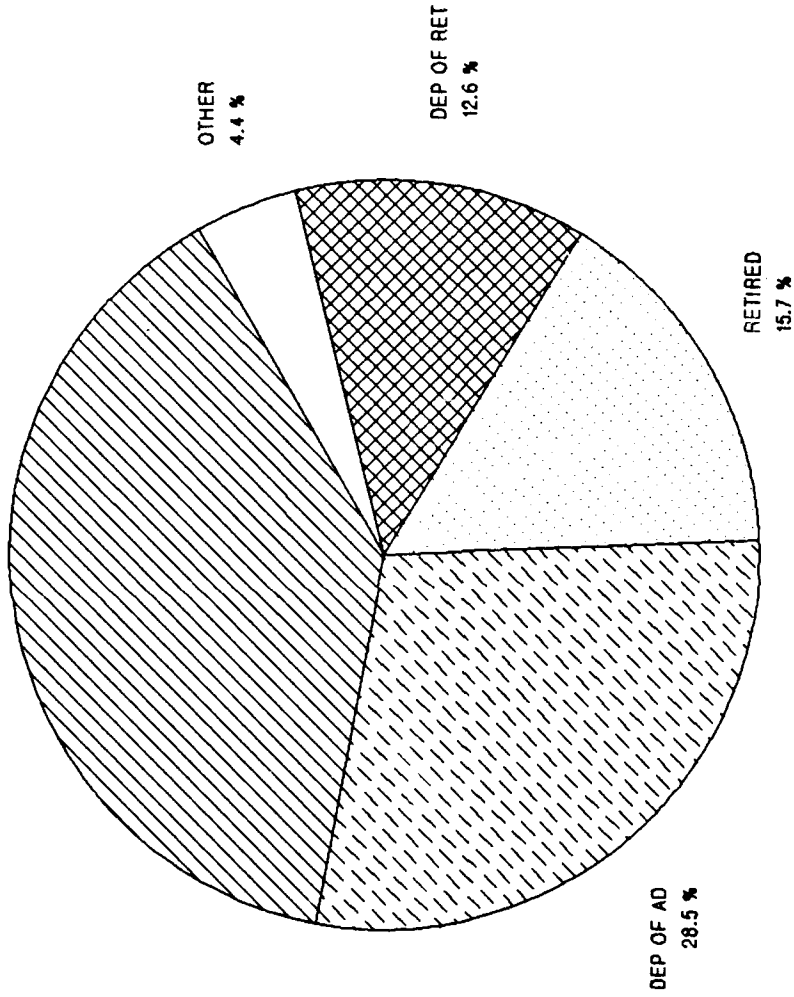


FIGURE 1.1

Prepared by: Washington Headquarters Services  
Directorate for Information  
Operations and Reports

**TABLE 1.2  
DEPARTMENT OF DEFENSE  
OPERATING BEDS/OPERATING BASSINETS/BEDS OCCUPIED  
AT FIXED MILITARY FACILITIES IN THE UNITED STATES  
FOR QUARTER ENDING DECEMBER 31, 1989**

UNITED STATES	DOD TOTAL	ARMY FACILITIES	NAVY FACILITIES	AIR FORCE FACILITIES
NUMBER OF OPERATING BEDS - TOTAL	12,888	5,235	3,361	4,292
NUMBER OF OPERATING BASSINETS - TOTAL	1,521	425	174	922
NUMBER OF BEDS OCCUPIED (DAILY AVERAGE) - TOTAL	9,486	4,324	2,268	2,894
BEDS OCCUPIED BY US ACTIVE DUTY UNIFORMED PERSONNEL - TOTAL	3,486	1,534	1,143	809
MILITARY - TOTAL	3,450	1,525	1,126	799
ARMY	1,453	1,308	45	100
NAVY-MARINE CORPS	1,253	109	1,055	89
AIR FORCE	744	108	26	610
OTHER UNIFORMED PERSONNEL (PHS,CG,NOAA) - TOTAL	36	9	17	10
BEDS OCCUPIED BY RETIRED US UNIFORMED PERSONNEL - TOTAL	1,687	821	281	585
RETIRED MILITARY - TOTAL	1,672	815	276	581
ARMY	694	537	39	118
NAVY-MARINE CORPS	393	110	198	85
AIR FORCE	585	168	39	378
OTHER RETIRED UNIFORMED PERSONNEL (PHS,CG,NOAA) - TOTAL	15	6	5	4

Prepared by: Washington Headquarters Services  
Directorate for Information  
Operations and Reports

**TABLE 1.2  
DEPARTMENT OF DEFENSE  
OPERATING BEDS/OPERATING BASSINETS/BEDS OCCUPIED  
AT FIXED MILITARY FACILITIES IN THE UNITED STATES  
FOR QUARTER ENDING DECEMBER 31, 1989**

UNITED STATES	DOD TOTAL	ARMY FACILITIES	NAVY FACILITIES	AIR FORCE FACILITIES
BEDS OCCUPIED BY DEPENDENTS OF US ACTIVE DUTY MILITARY PERSONNEL	- TOTAL 2,539	1,104	555	880
ARMY	997	865	28	104
NAVY-MARINE CORPS	706	121	496	89
AIR FORCE	836	118	31	687
BEDS OCCUPIED BY DEPENDENTS OF RETIRED AND DECEASED US MILITARY PERSONNEL	- TOTAL 1,373	609	221	543
ARMY	560	408	38	114
NAVY-MARINE CORPS	312	80	152	80
AIR FORCE	501	121	31	349
BEDS OCCUPIED BY DEPENDENTS OF OTHER UNIFORMED PERSONNEL (PHS,CG,NOAA)	- TOTAL 32	10	11	11
BEDS OCCUPIED BY ALL OTHER BENEFICIARIES	- TOTAL 369	246	57	66

Prepared by: Washington Headquarters Services  
Directorate for Information  
Operations and Reports

**TABLE 1.3  
DEPARTMENT OF DEFENSE  
OPERATING BEDS/OPERATING BASSINETS/BEDS OCCUPIED  
AT FIXED MILITARY FACILITIES OUTSIDE THE UNITED STATES  
FOR QUARTER ENDING DECEMBER 31, 1989**

OUTSIDE UNITED STATES	DOD TOTAL	ARMY FACILITIES	NAVY FACILITIES	AIR FORCE FACILITIES
NUMBER OF OPERATING BEDS - TOTAL	2,176	1,085	466	625
NUMBER OF OPERATING BASSINETS - TOTAL	317	125	41	151
NUMBER OF BEDS OCCUPIED (DAILY AVERAGE) - TOTAL	1,719	960	326	433
BEDS OCCUPIED BY US ACTIVE DUTY UNIFORMED PERSONNEL - TOTAL	862	512	176	174
MILITARY - TOTAL	860	512	174	174
ARMY	486	458	4	24
NAVY-MARINE CORPS	181	11	158	12
AIR FORCE	193	43	12	138
OTHER UNIFORMED PERSONNEL (PHS,CG,NOAA) - TOTAL	2	0	2	0
BEDS OCCUPIED BY RETIRED US UNIFORMED PERSONNEL - TOTAL	68	31	13	24
RETIRED MILITARY - TOTAL	68	31	13	24
ARMY	33	24	3	6
NAVY-MARINE CORPS	15	1	8	6
AIR FORCE	20	6	2	12
OTHER RETIRED UNIFORMED PERSONNEL (PHS,CG,NOAA) - TOTAL	0	0	0	0

Prepared by: Washington Headquarters Services  
Directorate for Information  
Operations and Reports

**TABLE 1.3  
DEPARTMENT OF DEFENSE  
OPERATING BEDS/OPERATING BASSINETS/BEDS OCCUPIED  
AT FIXED MILITARY FACILITIES OUTSIDE THE UNITED STATES  
FOR QUARTER ENDING DECEMBER 31, 1989**

OUTSIDE UNITED STATES	DOD TOTAL	ARMY FACILITIES	NAVY FACILITIES	AIR FORCE FACILITIES
BEDS OCCUPIED BY DEPENDENTS OF US ACTIVE DUTY MILITARY PERSONNEL	656	338	112	206
- TOTAL				
ARMY	318	281	7	30
NAVY-MARINE CORPS	96	4	79	13
AIR FORCE	242	53	26	163
BEDS OCCUPIED BY DEPENDENTS OF RETIRED AND DECEASED U/S MILITARY PERSONNEL	36	13	10	13
- TOTAL				
ARMY	17	10	4	3
NAVY-MARINE CORPS	9	0	5	4
AIR FORCE	10	3	1	6
BEDS OCCUPIED BY DEPENDENTS OF OTHER UNIFORMED PERSONNEL (PHS, CG, NOAA)	1	0	1	0
- TOTAL				
BEDS OCCUPIED BY ALL OTHER BENEFICIARIES	96	66	14	16
- TOTAL				

Prepared by: Washington Headquarters Services  
Directorate for Information  
Operations and Reports

**TABLE 2.1  
DEPARTMENT OF DEFENSE  
ADMISSIONS AT FIXED MILITARY FACILITIES - WORLDWIDE  
FOR QUARTER ENDING DECEMBER 31, 1989**

WORLDWIDE	DOD TOTAL	ARMY FACILITIES	NAVY FACILITIES	AIR FORCE FACILITIES
NUMBER OF ADMISSIONS - TOTAL	211,892	96,668	49,115	66,109
ADMISSIONS OF US ACTIVE DUTY UNIFORMED PERSONNEL - TOTAL	67,314	30,134	20,075	17,105
MILITARY - TOTAL	66,745	30,009	19,781	16,955
ARMY	28,534	26,330	587	1,617
NAVY-MARINE CORPS	21,352	1,700	18,523	1,129
AIR FORCE	16,859	1,979	671	14,209
OTHER UNIFORMED PERSONNEL (PHS,CG,NOAA) - TOTAL	569	125	294	150
ADMISSIONS OF RETIRED US UNIFORMED PERSONNEL - TOTAL	24,055	11,734	4,456	7,865
ADMISSIONS OF RETIRED MILITARY - TOTAL	23,824	11,642	4,362	7,820
ARMY	10,055	7,910	685	1,460
NAVY-MARINE CORPS	5,581	1,414	3,066	1,101
AIR FORCE	8,188	2,318	611	5,259
ADMISSIONS OF OTHER RETIRED UNIFORMED PERSONNEL (PHS,CG,NOAA) - TOTAL	231	92	94	45

Prepared by: Washington Headquarters Services  
Directorate for Information  
Operations and Reports

**TABLE 2.1  
DEPARTMENT OF DEFENSE  
ADMISSIONS AT FIXED MILITARY FACILITIES - WORLDWIDE  
FOR QUARTER ENDING DECEMBER 31, 1989**

WORLDWIDE	DOD TOTAL	ARMY FACILITIES	NAVY FACILITIES	AIR FORCE FACILITIES
ADMISSIONS OF DEPENDENTS OF US ACTIVE DUTY PERSONNEL (PHS, CG, NOAA) - TOTAL	88,063	39,111	18,958	29,994
ARMY	36,445	32,235	908	3,302
NAVY-MARINE CORPS	22,308	3,184	16,630	2,494
AIR FORCE	29,310	3,692	1,420	24,198
ADMISSIONS OF DEPENDENTS OF RETIRED AND DECEASED US MILITARY PERSONNEL - TOTAL	23,672	10,324	4,295	9,053
ARMY	9,590	7,121	677	1,792
NAVY-MARINE CORPS	5,538	1,249	2,989	1,300
AIR FORCE	8,544	1,954	629	5,961
ADMISSIONS OF DEPENDENTS OF OTHER UNIFORMED PERSONNEL (PHS, CG, NOAA) - TOTAL	831	246	299	286
ADMISSIONS OF ALL OTHER BENEFICIARIES - TOTAL	7,957	5,119	1,032	1,806

Prepared by: Washington Headquarters Services  
Directorate for Information  
Operations and Reports

# ADMISSIONS - PERCENT OF DoD TOTAL WORLDWIDE

QUARTER ENDING DECEMBER 31, 1989

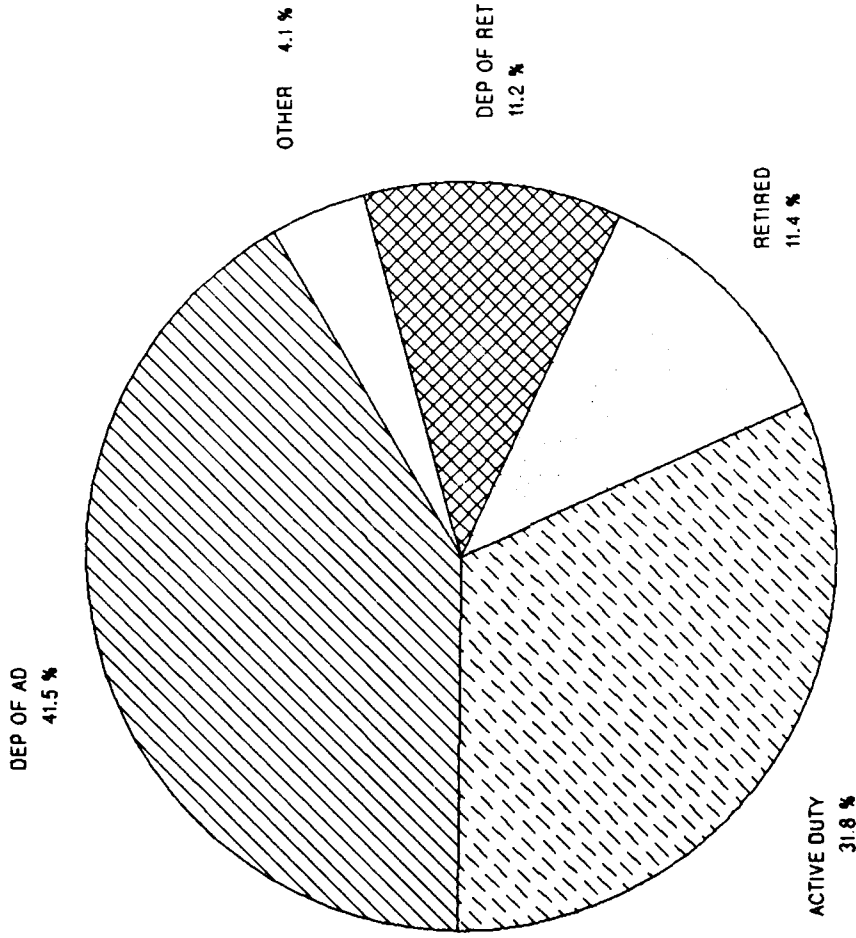


FIGURE 2.1

Prepared by: Washington Headquarters Services  
Directorate for Information  
Operations and Reports

**TABLE 2.2  
DEPARTMENT OF DEFENSE  
ADMISSIONS AT FIXED MILITARY FACILITIES IN THE UNITED STATES  
FOR QUARTER ENDING DECEMBER 31, 1989**

UNITED STATES	DOD TOTAL	ARMY FACILITIES	NAVY FACILITIES	AIR FORCE FACILITIES
NUMBER OF ADMISSIONS - TOTAL	178,417	79,551	41,846	57,020
ADMISSIONS OF US ACTIVE DUTY UNIFORMED PERSONNEL - TOTAL	54,134	23,051	17,115	13,968
MILITARY - TOTAL	53,600	22,927	16,853	13,820
ARMY	21,689	19,978	509	1,202
NAVY-MARINE CORPS	18,404	1,546	15,949	909
AIR FORCE	13,507	1,403	395	11,709
OTHER UNIFORMED PERSONNEL (PHS, CG, NOAA) - TOTAL	534	124	262	148
ADMISSIONS OF RETIRED US UNIFORMED PERSONNEL - TOTAL	23,193	11,358	4,236	7,599
ADMISSIONS OF RETIRED MILITARY - TOTAL	22,969	11,266	4,146	7,557
ARMY	9,668	7,642	617	1,409
NAVY-MARINE CORPS	5,361	1,390	2,940	1,031
AIR FORCE	7,940	2,234	589	5,117
ADMISSIONS OF OTHER RETIRED UNIFORMED PERSONNEL (PHS, CG, NOAA) - TOTAL	224	92	90	42

Prepared by: Washington Headquarters Services  
Directorate for Information  
Operations and Reports

**TABLE 2.2**  
**DEPARTMENT OF DEFENSE**  
**ADMISSIONS AT FIXED MILITARY FACILITIES IN THE UNITED STATES**  
**FOR QUARTER ENDING DECEMBER 31, 1989**

UNITED STATES	DOD TOTAL	ARMY FACILITIES	NAVY FACILITIES	AIR FORCE FACILITIES
ADMISSIONS OF DEPENDENTS OF US ACTIVE DUTY PERSONNEL (PHS, CG, NOAA) - TOTAL	71,227	30,832	15,458	24,937
ARMY	28,440	25,213	684	2,543
NAVY-MARINE CORPS	19,608	3,090	14,253	2,265
AIR FORCE	23,179	2,529	521	20,129
ADMISSIONS OF DEPENDENTS OF RETIRED AND DECEASED US MILITARY PERSONNEL - TOTAL	23,015	10,073	4,087	8,855
ARMY	9,296	6,932	612	1,752
NAVY-MARINE CORPS	5,344	1,241	2,864	1,239
AIR FORCE	8,375	1,900	611	5,864
ADMISSIONS OF DEPENDENTS OF OTHER UNIFORMED PERSONNEL (PHS, CG, NOAA) - TOTAL	804	245	276	283
ADMISSIONS OF ALL OTHER BENEFICIARIES - TOTAL	6,044	3,992	674	1,378

Prepared by: Washington Headquarters Services  
 Directorate for Information  
 Operations and Reports

**TABLE 2.3  
DEPARTMENT OF DEFENSE  
ADMISSIONS AT FIXED MILITARY FACILITIES OUTSIDE THE UNITED STATES  
FOR QUARTER ENDING DECEMBER 31, 1989**

OUTSIDE UNITED STATES	DOD TOTAL	ARMY FACILITIES	NAVY FACILITIES	AIR FORCE FACILITIES
NUMBER OF ADMISSIONS - TOTAL	33,475	17,117	7,269	9,089
ADMISSIONS OF US ACTIVE DUTY UNIFORMED PERSONNEL - TOTAL	13,180	7,083	2,960	3,137
MILITARY - TOTAL	13,145	7,082	2,928	3,135
ARMY	6,845	6,352	78	415
NAVY-MARINE CORPS	2,948	154	2,574	220
AIR FORCE	3,352	576	276	2,500
OTHER UNIFORMED PERSONNEL (PHS,CG,NOAA) - TOTAL	35	1	32	2
ADMISSIONS OF RETIRED US UNIFORMED PERSONNEL - TOTAL	862	376	220	266
ADMISSIONS OF RETIRED MILITARY - TOTAL	855	376	216	263
ARMY	387	268	68	51
NAVY-MARINE CORPS	220	24	126	70
AIR FORCE	248	84	22	142
ADMISSIONS OF OTHER RETIRED UNIFORMED PERSONNEL (PHS,CG,NOAA) - TOTAL	7	0	4	3

Prepared by: Washington Headquarters Services  
Directorate for Information  
Operations and Reports

**TABLE 2.3  
DEPARTMENT OF DEFENSE  
ADMISSIONS AT FIXED MILITARY FACILITIES OUTSIDE THE UNITED STATES  
FOR QUARTER ENDING DECEMBER 31, 1989**

OUTSIDE UNITED STATES	DOD TOTAL	ARMY FACILITIES	NAVY FACILITIES	AIR FORCE FACILITIES
ADMISSIONS OF DEPENDENTS OF US ACTIVE DUTY PERSONNEL (PHS,CG,NOAA)	- TOTAL 16,836	8,279	3,500	5,057
ARMY	8,005	7,022	224	759
NAVY-MARINE CORPS	2,700	94	2,377	229
AIR FORCE	6,131	1,163	899	4,069
ADMISSIONS OF DEPENDENTS OF RETIRED AND DECEASED US MILITARY PERSONNEL	- TOTAL 657	251	208	198
ARMY	294	189	65	40
NAVY-MARINE CORPS	194	8	125	61
AIR FORCE	169	54	18	97
ADMISSIONS OF DEPENDENTS OF OTHER UNIFORMED PERSONNEL (PHS,CG,NOAA)	- TOTAL 27	1	23	3
ADMISSIONS OF ALL OTHER BENEFICIARIES	- TOTAL 1,913	1,127	358	428

Prepared by: Washington Headquarters Services  
Directorate for Information  
Operations and Reports

**TABLE 3.1  
DEPARTMENT OF DEFENSE  
OUTPATIENT VISITS AND LIVE BIRTHS  
AT FIXED MILITARY FACILITIES - WORLDWIDE  
FOR QUARTER ENDING DECEMBER 31, 1989**

<b>WORLDWIDE</b>	<b>DOD TOTAL</b>	<b>ARMY FACILITIES</b>	<b>NAVY FACILITIES</b>	<b>AIR FORCE FACILITIES</b>
NUMBER OF OUTPATIENT VISITS	- TOTAL 11,344,035	4,886,195	2,666,707	3,791,133
OUTPATIENT VISITS BY US ACTIVE DUTY UNIFORMED PERSONNEL	- TOTAL 4,693,557	2,018,668	1,436,663	1,238,226
MILITARY	- TOTAL 4,674,536	2,014,276	1,426,689	1,233,571
ARMY	2,004,462	1,918,494	21,486	64,482
NAVY-MARINE CORPS	1,473,191	47,395	1,388,332	37,464
AIR FORCE	1,196,883	48,387	16,871	1,131,625
OTHER UNIFORMED PERSONNEL (PHS,CG,NOAA)	- TOTAL 19,021	4,392	9,974	4,655
OUTPATIENT VISITS BY RETIRED US UNIFORMED PERSONNEL - TOTAL	960,434	416,048	160,178	384,208
OUTPATIENT VISITS BY DEPENDENTS OF US ACTIVE DUTY UNIFORMED PERSONNEL	- TOTAL 3,875,356	1,657,574	692,866	1,524,916
DEPENDENTS OF MILITARY PERSONNEL	- TOTAL 3,847,879	1,650,639	683,889	1,513,351
ARMY	1,592,808	1,445,108	28,397	119,303
NAVY-MARINE CORPS	799,684	95,931	626,727	77,026
AIR FORCE	1,455,387	109,600	28,765	1,317,022
DEPENDENTS OF OTHER UNIFORMED PERSONNEL (PHS,CG,NOAA)	- TOTAL 27,477	6,935	8,977	11,565

Prepared by: Washington Headquarters Services  
Directorate for Information  
Operations and Reports

**TABLE 3.1  
DEPARTMENT OF DEFENSE  
OUTPATIENT VISITS AND LIVE BIRTHS  
AT FIXED MILITARY FACILITIES - WORLDWIDE  
FOR QUARTER ENDING DECEMBER 31, 1989**

WORLDWIDE	DOD TOTAL	ARMY FACILITIES	NAVY FACILITIES	AIR FORCE FACILITIES
OUTPATIENT VISITS BY DEPENDENTS OF RETIRED AND DECEASED US UNIFORMED PERSONNEL - TOTAL	1,182,523	491,243	170,355	520,925
OUTPATIENT VISITS BY ALL OTHER BENEFICIARIES - TOTAL	632,165	302,662	206,645	122,858
NUMBER OF LIVE BIRTHS - TOTAL	23,348	9,405	5,392	8,551

Prepared by: Washington Headquarters Services  
Directorate for Information  
Operations and Reports

OUTPATIENT VISITS—PERCENT OF WORLDWIDE TOTAL

QUARTER ENDING DECEMBER 31, 1989

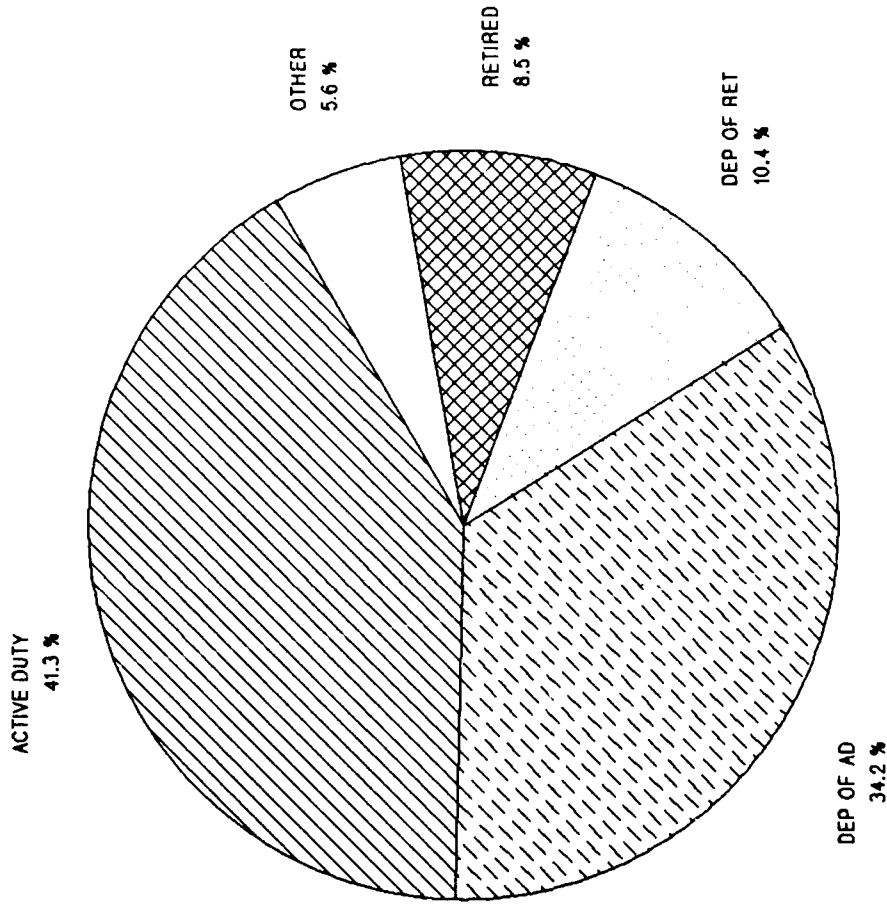


FIGURE 3.1

Prepared by: Washington Headquarters Services  
Directorate for Information  
Operations and Reports

**TABLE 3.2  
DEPARTMENT OF DEFENSE  
OUTPATIENT VISITS AND LIVE BIRTHS  
AT FIXED MILITARY FACILITIES IN THE UNITED STATES  
FOR QUARTER ENDING DECEMBER 31, 1989**

UNITED STATES	DOD TOTAL	ARMY FACILITIES	NAVY FACILITIES	AIR FORCE FACILITIES
NUMBER OF OUTPATIENT VISITS - TOTAL	9,384,376	3,891,331	2,290,956	3,202,089
OUTPATIENT VISITS BY US ACTIVE DUTY UNIFORMED PERSONNEL - TOTAL	3,737,263	1,491,168	1,258,166	987,929
MILITARY - TOTAL	3,719,397	1,486,779	1,249,113	983,505
ARMY	1,468,050	1,408,267	17,860	41,923
NAVY-MARINE CORPS	1,294,434	43,643	1,221,930	28,861
AIR FORCE	956,913	34,869	9,323	912,721
OTHER UNIFORMED PERSONNEL (PHS,CG,NOAA) - TOTAL	17,866	4,389	9,053	4,424
OUTPATIENT VISITS BY RETIRED US UNIFORMED PERSONNEL - TOTAL	928,174	402,730	149,576	375,868
OUTPATIENT VISITS BY DEPENDENTS OF US ACTIVE DUTY UNIFORMED PERSONNEL - TOTAL	3,051,074	1,261,850	563,514	1,225,710
DEPENDENTS OF MILITARY PERSONNEL - TOTAL	3,025,024	1,254,917	555,373	1,214,734
ARMY	1,189,066	1,078,193	22,587	88,286
NAVY-MARINE CORPS	680,369	92,206	518,041	70,122
AIR FORCE	1,155,589	84,518	14,745	1,056,326
DEPENDENTS OF OTHER UNIFORMED PERSONNEL (PHS,CG,NOAA) - TOTAL	26,050	6,933	8,141	10,976

Prepared by: Washington Headquarters Services  
Directorate for Information  
Operations and Reports

**TABLE 3.2  
DEPARTMENT OF DEFENSE  
OUTPATIENT VISITS AND LIVE BIRTHS  
AT FIXED MILITARY FACILITIES IN THE UNITED STATES  
FOR QUARTER ENDING DECEMBER 31, 1989**

UNITED STATES	DOD TOTAL	ARMY FACILITIES	NAVY FACILITIES	AIR FORCE FACILITIES
OUTPATIENT VISITS BY DEPENDENTS OF RETIRED AND DECEASED US UNIFORMED PERSONNEL - TOTAL	1,153,182	482,379	158,751	512,052
OUTPATIENT VISITS BY ALL OTHER BENEFICIARIES - TOTAL	514,683	253,204	160,949	100,530
NUMBER OF LIVE BIRTHS - TOTAL	18,666	7,275	4,245	7,146

Prepared by: Washington Headquarters Services  
Directorate for Information  
Operations and Reports

**TABLE 3.3  
DEPARTMENT OF DEFENSE  
OUTPATIENT VISITS AND LIVE BIRTHS  
AT FIXED MILITARY FACILITIES OUTSIDE THE UNITED STATES  
FOR QUARTER ENDING DECEMBER 31, 1989**

OUTSIDE UNITED STATES	DOD TOTAL	ARMY FACILITIES	NAVY FACILITIES	AIR FORCE FACILITIES
NUMBER OF OUTPATIENT VISITS - TOTAL	1,959,659	994,864	375,751	589,044
OUTPATIENT VISITS BY US ACTIVE DUTY UNIFORMED PERSONNEL - TOTAL	956,294	527,500	178,497	250,297
MILITARY - TOTAL	955,139	527,497	177,576	250,066
ARMY	536,412	510,227	3,626	22,559
NAVY-MARINE CORPS	178,757	3,752	166,402	8,603
AIR FORCE	239,970	13,518	7,548	218,904
OTHER UNIFORMED PERSONNEL (PHS,CG,NOAA) - TOTAL	1,155	3	921	231
OUTPATIENT VISITS BY RETIRED US UNIFORMED PERSONNEL - TOTAL	32,260	13,318	10,602	8,340
OUTPATIENT VISITS BY DEPENDENTS OF US ACTIVE DUTY UNIFORMED PERSONNEL - TOTAL	824,282	395,724	129,352	299,206
DEPENDENTS OF MILITARY PERSONNEL - TOTAL	822,855	395,722	128,516	298,617
ARMY	403,742	366,915	5,810	31,017
NAVY-MARINE CORPS	119,315	3,725	108,686	6,904
AIR FORCE	299,798	25,082	14,020	260,696
DEPENDENTS OF OTHER UNIFORMED PERSONNEL (PHS,CG,NOAA) - TOTAL	1,427	2	836	589

Prepared by: Washington Headquarters Services  
Directorate for Information  
Operations and Reports

**TABLE 3.3  
DEPARTMENT OF DEFENSE  
OUTPATIENT VISITS AND LIVE BIRTHS  
AT FIXED MILITARY FACILITIES OUTSIDE THE UNITED STATES  
FOR QUARTER ENDING DECEMBER 31, 1989**

OUTSIDE UNITED STATES	DOD TOTAL	ARMY FACILITIES	NAVY FACILITIES	AIR FORCE FACILITIES
OUTPATIENT VISITS BY DEPENDENTS OF RETIRED AND DECEASED US UNIFORMED PERSONNEL - TOTAL	29,341	8,864	11,604	8,873
OUTPATIENT VISITS BY ALL OTHER BENEFICIARIES - TOTAL	117,482	49,458	45,696	22,328
NUMBER OF LIVE BIRTHS - TOTAL	4,682	2,130	1,147	1,405

Prepared by: Washington Headquarters Services  
Directorate for Information  
Operations and Reports

## GLOSSARY

Admission. An admission is the act of placing an individual under treatment or observation in a medical center or a hospital. The day of admission is the day on which the medical center or hospital makes a formal acceptance of the patient who is to be provided with room, board, and continuous nursing service in an area of the hospital where patients normally stay at least overnight. If both an admission and discharge occur on the same day, then that day is considered as a day of admission and shall be counted as one occupied bed day. The admission of a newborn is deemed to occur at time of birth.

Live Births. A live birth is the complete expulsion or extraction from its mother of a product of conception, irrespective of the duration of pregnancy which after such separation, breathes or shows any other evidence of life such as beating of the heart, pulsation of the umbilical cord, or definite movement of voluntary muscles, whether or not the umbilical cord has been cut, or the placenta is attached; each such product of such a birth is considered liveborn.

Occupied Bed. A bed assigned as of midnight to a patient, to include a patient on pass or liberty not in excess of 72 hours, and any bassinets assigned to a newborn infant whose mother has been discharged from the hospital. The definition excludes: any bed assigned to a patient subsisting out, on leave, or absent without leave, and any bed occupied by a transient patient.

Operating Bed. A bed that is currently set up and ready in all respects for the care of a patient. It must include supporting space, equipment and staff to operate under normal circumstances. Excluded are nursery bassinets and transient patients' beds.

Operating Bassinet. A bed designed for the care of an infant that is currently set up in the newborn nursery and ready in all respects for use. It must include support space, equipment and staff to operate under normal circumstances. Excluded are infant transporters.

Outpatient Visits. Visits made to each dispensary or separate, organized clinic of a fixed medical treatment facility for medical advice, examination, diagnosis, treatment, evaluation, consultation, or counseling, including visits by military patients who are excused from duty for medical reasons but who have not been admitted for inpatient care in a facility authorized beds for inpatient care and any visits made incident to complete physicals or flight physicals.