



OSD

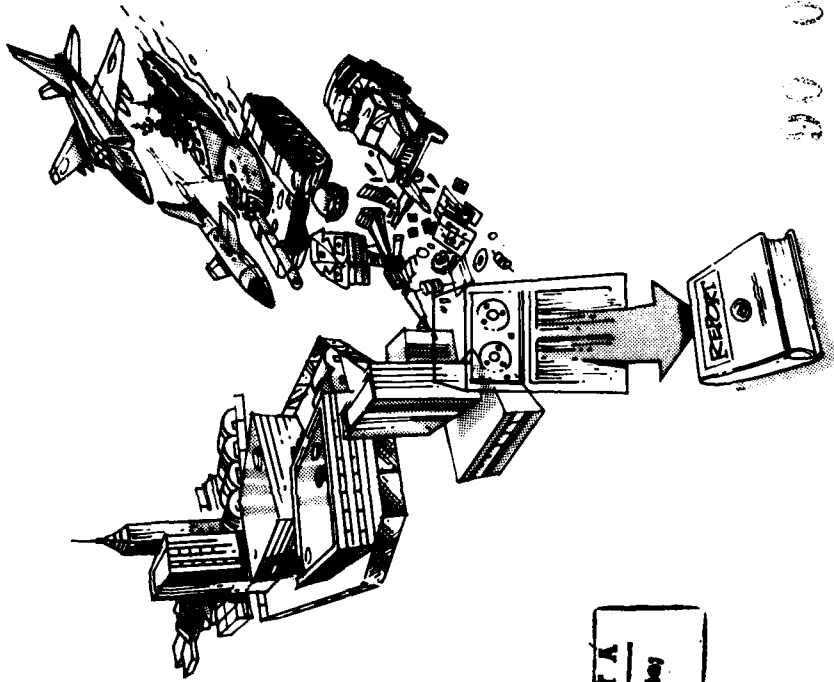
SEN-ANR-SERVICES-OPERATIONS-REPORTS

Department of Defense

REAL AND PERSONAL PROPERTY

SEPTEMBER 30, 1989

AD-A223 734

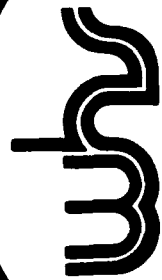


DISTRIBUTION STATEMENT A

Approved for public release
Distribution Unlimited

DTIC ELECTE
JUL 12 1990
S B D

90 00 12 045



DIRECTORATE FOR INFORMATION
OPERATIONS AND REPORTS (DIOR)

DTIC FILE COPY

F01

12

**Department of Defense
REAL AND PERSONAL PROPERTY
SEPTEMBER 30, 1989**

**Department of Defense
Washington Headquarters Services
Directorate for Information
Operations and Reports**

DTIC and NTIS identification number for this publication is DIOR/F01 - 89.

FOREWORD

This report is prepared by Washington Headquarters Services/Directorate for Information Operations and Reports (WHS/DIOR). It contains summary data on the types and amounts of real and personal property owned by the Department of Defense (DoD) as of September 30, 1989. It is produced by WHS/DIOR in response to the National Security Act of 1947, as amended in 1949 and codified in Title 10 of the United States Code, Section 2701, which mandates that records be maintained by the Secretary of Defense on all fixed property, installations, major equipment items, and stored supplies. *Keywords: Tables (data); Statistical data; Summary*

Primary distribution of this report is made to the President of the United States, the President of the Senate, and the Speaker of the House of Representatives. Distribution is also made to the Joint Economic Committee of the Congress; the House Committee on Government Operations; the House Subcommittee on Military Construction; and to the principal staff offices of the Office of the Secretary of Defense, the military departments, and the Defense Agencies.

Accession For	
NTIS GRA&I	<input checked="" type="checkbox"/>
DTIC TAB	<input type="checkbox"/>
Unannounced	<input type="checkbox"/>
Justification	
By	
Distribution/	
Availability Codes	
Dist	Avail and/or Special
A-1	



TABLE OF CONTENTS

INTRODUCTION	1
A. Background	1
B. Notes on Coverage	3
C. DoD Summary Data	5
D. Cost Summary - Table	6
E. Cost Summary - Graph	7
F. Attachment to Table	9
SECTION I. DEPARTMENT OF DEFENSE REAL PROPERTY	
A. Background	15
SECTION II. DEPARTMENT OF DEFENSE PERSONAL PROPERTY	
A. Background	19
B. Summary Data on DoD Personal Property	20
C. Weapons and Military Equipment in Use	20
D. Equipment, Materiel, and Supplies in Stock	20
E. Additional Information	21
F. Plant Equipment Inventories	22
G. Industrial Fund Activity Inventories	22
H. Excess, Surplus, and Foreign Excess Materiel Inventories	23
APPENDIX A. ADDITIONAL INFORMATION ON SUPPLY SYSTEM INVENTORIES	
A. Background	27
B. Army Supply System Inventories	27
C. Navy Supply System Inventories	28
D. Marine Corps Supply System Inventories	30
E. Air Force Supply System Inventories	31
F. Defense Logistics Supply System Inventories	32

INTRODUCTION

BACKGROUND

The National Security Act of 1947, as amended in 1949 and codified in Title 10, United States Code, Section 2701, requires that: "(a) Under regulations prescribed by him, the Secretary of Defense shall have the records of the fixed property, installations, major equipment items, and stored supplies of the military departments maintained on both a quantitative and monetary basis, so far as practicable," and "(b) The Secretary shall report once a year to Congress and the President on property records maintained under this section."

In response to this requirement, a report entitled Real and Personal Property of the Department of Defense (DoD) was established, the first of which provided information on Defense Department property as of December 31, 1954. The initial implementation of the required reports was delayed by the Korean War and by the process of developing a comprehensive reporting system and training assigned personnel. Even in 1955, when the first report was produced, there were areas of omission due to the complexity of the problems involved in managing and accounting for Defense Department inventories. Property records and the associated reporting systems have continued to evolve since that time, with their volume increasing even more rapidly following the introduction of automated data processing.

Since the enactment of the National Security Act of 1947, changes have occurred both in the manner in which the overview of Defense Department property management is maintained and in the laws pertaining to Federal property accounting in general. The Federal Property and Administrative Services Act of 1949, as amended, established a requirement for an annual inventory of all Federal real property owned by the U.S. Government. The first inventory covered federally owned real property in the United States as of December 31, 1953. Congressional interest in Federal property led to the initiation of a series of Federal Real and Personal Property Inventory Reports issued by the

Committee on Government Operations, U.S. House of Representatives. The first of these reports was issued as of June 30, 1955; the last as of June 30, 1970. The committee initially obtained much of its information on Defense Department real and personal property directly from DoD in response to special requests and later from information contained in the report Real and Personal Property of the Department of Defense. However, the general sources for property inventory data were the General Services Administration (GSA) for real property data and the Treasury Department for personal property data.

Since 1971, the trend seems to have been to obtain general information from those sources, while satisfying specific requirements by direct inquiry. The result has been a decline in interest in summary reports such as Real and Personal Property of the Department of Defense. This is understandable, in view of the fact that the data found in published summary reports cannot be produced with the same timeliness or in as much detail as the data which can be generated by an automated information system. The trend away from traditional reports was further indicated by the Paperwork Reduction Act of 1980, which prescribed centralized controls over the number and types of reporting systems. In light of these changing trends in data collection and dissemination techniques, the producers of this report have attempted to ensure that: (1) all reports are produced in a manner that fully utilizes the automated data systems available today and (2) that the user community be large enough to justify the cost and time involved in producing formal reports (as compared with the cost and time associated with utilizing available automated data systems to respond to inquiries).

Surveys conducted in December 1980 and July 1981 indicated that the number of users having an essential and recurring need for this report had declined well below a level that would justify its cost. In addition, a major criticism of the report was the need for greater timeliness. As a result, the format of the report has been modified to the extent that it includes overall summary totals and the names of offices where more detailed information can be obtained. The objective of these actions is to better satisfy essential information requirements while continuing to comply with the legal requirements and specific needs of the Congress and the President.

NOTES ON COVERAGE

Methods for the valuation of DoD property generally fall into two groups. Acquisition cost is applied to land, buildings, and long life equipment such as ships; standard price is applied to other property items, except for major equipment in the supply system. A variant of the standard price is applied to major equipment items, the value of which is normally derived from the unit cost of each item based on the most recently executed contract for large quantity production. The value of construction in progress is based on the cost of materiel and labor already utilized in projects under construction.

Only data on military property controlled by DoD are included in the totals of this report. Real and personal property under the jurisdiction of the Civil Works Division, Office of the Chief of Engineers, Department of the Army, has been excluded, along with any other nonmilitary inventories. The Civil Works properties are, however, summarized at the foot of the Table.

DoD SUMMARY DATA

As shown in the Cost Summary - Table on page 6, the total value of DoD property as of September 30, 1989, was \$841.5 billion, an increase of \$64.7 billion over that reported at the end of fiscal year 1988. Real property inventories increased in value by \$5.3 billion and personal property inventories, including equipment, supplies, weapons, and other military equipment, increased \$61.8 billion. Construction in progress was valued at \$12.2 billion.

The Table also shows the total values of all property held by the military services and the Defense Agencies. Weapons and supporting equipment assigned to operational units, amounting in value to \$420.3 billion, continued to make up the largest segment (49.9 percent) of all DoD property. In the last report this segment was valued at \$383.9 billion (49.4 percent).

The value of equipment, materiel, and supplies in stock, including stocks afloat and at shore-based installations, amounted to \$289.8 billion, which is 34.4 percent of the total value of all DoD property (34.6 percent in the last report). These inventories represent the second largest segment of DoD property, followed by real property, valued at \$79.5 billion (9.5 percent of the total).

The Navy, including the Marine Corps, continued to report the largest value of property of all kinds, \$334.6 billion, an increase of \$40.7 billion for the year. The Air Force reported \$216.8 billion, a decrease of \$.2 billion, while the Army reported \$270.7 billion, an increase of \$22.5 billion. The Defense Logistics Agency (DLA) and other elements of DoD accounted for the remaining \$19.4 billion, an increase of \$1.7 billion during the year.

**COST SUMMARY OF DoD PROPERTY HOLDINGS, BY TYPE AND CLASS,
ACCORDING TO DEFENSE COMPONENT - SEPTEMBER 30, 1989**

(MILLIONS OF DOLLARS)

PROPERTY TYPE AND CLASS	DEPARTMENT OF DEFENSE	ARMY 1/	NAVY (INCLUDES MARINE CORPS)	AIR FORCE	DEFENSE LOGISTICS AGENCY	OTHER DEFENSE AGENCIES
ALL PROPERTY TYPES - TOTAL	841,519	270,696	334,633	216,808	16,851	2,531
REAL PROPERTY INVENTORY - TOTAL	79,543	23,162	26,051	30,330	-	-
CONSTRUCTION IN PROGRESS (Cost of Work in Place) - TOTAL	12,263	4,161	5,576	2,526	-	-
PERSONAL PROPERTY INVENTORY - TOTAL	749,713	243,373	303,006	183,952	16,851	2,531
Weapons and Other Military Equipment in Use	420,335	80,998	219,609	119,728	-	-
Equipment, Materiel, and Supplies In Stock	289,780	153,271	62,121	61,825	12,563	-
Plant Equipment	28,999	8,287	17,370	215	596	2,531
Industrial Fund Inventories 2/	2,414	288	1,733	389	4	-
Excess, Surplus, and Foreign Excess Property Inventories	8,185	529	2,173	1,795	3,688	-

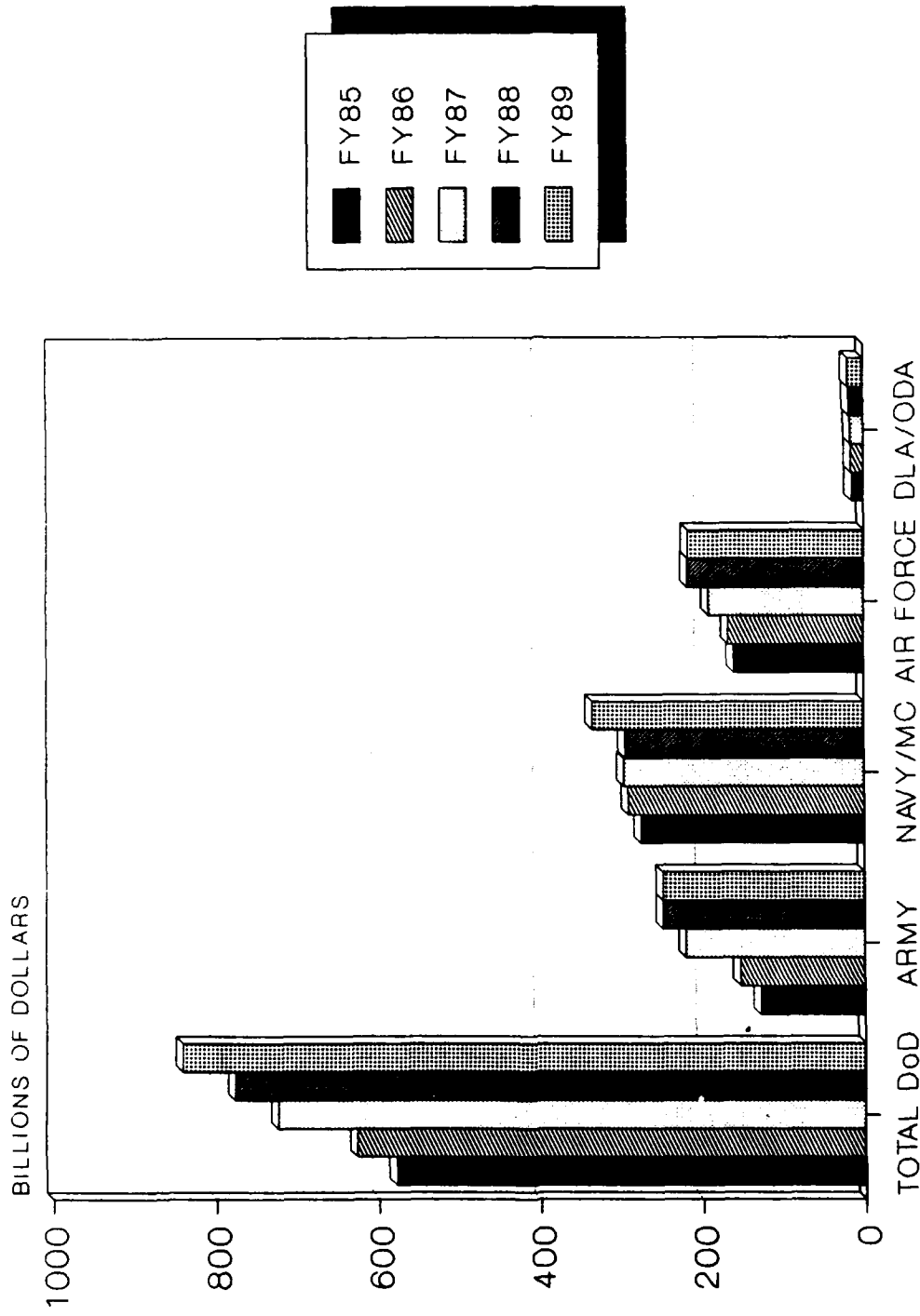
1/ Excluded from the totals are properties of the Civil Works Division, Chief of Engineers, Department of Army, which included (dollars in millions): Real Property - \$21,876; Construction in Progress - \$12,134; and Personal Property - \$1,128.

2/ Consists of materiel, supplies, and work in process.

Prepared by: Washington Headquarters Services
Directorate for Information
Operations and Reports

NOTE: FIGURES MAY NOT ADD TO THE TOTALS DUE TO ROUNDING.

COST SUMMARY OF DoD PROPERTY HOLDINGS



(Figures rounded)

ATTACHMENT TO TABLE
OFFICES TO CONTACT FOR MORE DETAILED INFORMATION

REAL PROPERTY AND CONSTRUCTION IN PROGRESS

Department of the Army: System Operation and Management Branch, Programs Division, Directorate of Real Estate, Office of the Chief of Engineers, (CERE-PS), Washington, D.C. 20314

Department of the Navy: Requirements Planning Division, Office of the Assistant Commander for Facilities Planning and Real Estate, Naval Facilities Engineering Command, 200 Stovall Street, Alexandria, Virginia 22332

Department of the Air Force: Policy and Control Branch, Real Estate Division, Directorate of Engineering and Services, Building 516, Bolling Air Force Base, Washington, D.C. 20332

WEAPONS AND MILITARY EQUIPMENT IN USE

Department of the Army: FINCO-BD (Dept. 130), Directorate of DA Financial Operations, U.S. Army Finance and Accounting Center, Indianapolis, Indiana 46249.

Department of the Navy: Financial Control Division, Office of the Comptroller of the Navy, Crystal Mall #2, 1921 Jefferson Davis Highway, Arlington, Virginia 22202

Department of the Air Force: Status of Appropriations Branch, Directorate of Accounting Operations, Headquarters Air Force Accounting and Finance Center, Denver, Colorado 80279

EQUIPMENT, MATERIEL, AND SUPPLIES IN STOCK

Army Supply System Inventories: HQ Department of the Army, Deputy Chief of Staff for Logistics, ATTN: DALO-RMI, Washington, D.C.

Navy Supply System Inventories: Programming and Budget Division, Office Financial Management/Comptroller, Naval Supply Systems Command, Crystal Mall #3, 1931 Jefferson Davis Highway, Arlington, Virginia 22202

Air Force Supply System Inventories: Directorate for Logistics Plans and Programs, Office of the Deputy Chief of Staff for Logistics and Engineering, Headquarters U.S. Air Force, The Pentagon, Washington, D.C. 20330

Marine Corps Supply System Inventories: Commandant of the Marine Corps, Office of the Deputy Chief of Staff for Installations and Logistics, Program and Financial Management Branch, 540 Commonwealth Building, 1300 Wilson Boulevard, Arlington, Virginia 22209

Defense Logistics Agency Supply System Inventories: Supply Management Division, Supply Operations, Headquarters, Defense Logistics Agency, Cameron Station, Alexandria, Virginia 22304

PLANT EQUIPMENT INVENTORIES

For the Military Departments, contact the same office as Weapons and Military Equipment in Use. For Defense Logistics Agency and Other Defense Agencies, contact: Accounting and Finance Division, Office of the Comptroller, Defense Logistics Agency, Cameron Station, Alexandria, Virginia 22314

INDUSTRIAL FUND INVENTORIES

Department of the Army: Budget Execution, Accounting and Reports Division (Dept. 130), Directorate of DA Financial Operations, U.S. Army Finance and Accounting Center, Indianapolis, Indiana 46241

Department of the Navy: Financial Control Division, Office of the Comptroller of the Navy, Crystal Mall #2, 1921 Jefferson Davis Highway, Arlington, Virginia 22202

Department of the Air Force: Status of Appropriations Branch, Directorate of Accounting Operations, Headquarters Air Force Accounting and Finance Center, Denver, Colorado 80279

Defense Logistics Agency: Finance and Accounting Division, Office of the Comptroller, Cameron Station, Alexandria, Virginia 22314

EXCESS, SURPLUS, AND FOREIGN EXCESS PROPERTY INVENTORIES

Property Disposal Division, Executive Directorate for Technical and Logistical Service, Defense Logistics Agency, Cameron Station, Alexandria, Virginia 22304

SECTION I.
DEPARTMENT OF DEFENSE REAL PROPERTY

DEPARTMENT OF DEFENSE REAL PROPERTY

BACKGROUND

In compliance with the National Security Act of 1947, DoD developed the "Inventory of Military Real Property" and issued instructions to the Departments of the Army, Navy, and Air Force containing uniform procedures for: (1) the establishment and maintenance of an inventory of real property (land and rights therein, buildings, and all other), and (2) the preparation of an abridged inventory in summary form for use by interested offices of DoD and the Congress. The purpose of the inventory was to provide a basic source of information for reports on the status, cost, capacity, condition, use, maintenance, and management of real property overall and on the real property of individual installations of the military departments. Exclusions from the inventory consisted of: (1) property in an officially designated combat zone and river, harbor, and flood control property under the jurisdiction of the Army; (2) property in the National Industrial Reserve and property disposed of subject to right of recapture or the National Security Clause, unless such property is under military control; and (3) property furnished by GSA.

The abridged inventory or "Inventory Summary" is maintained by each of the military departments at a central location. This summary serves as a reference and a source of current comparable information pertaining to such real property for use in developing and implementing DoD policies, plans, and programs. The Inventory Summary of each military department is the source for the summary information contained in this report. In addition, it serves as the data source for inventory data furnished to GSA in accordance with Federal Property Management Regulations.

Summary information and general details pertaining to Defense Department real property as a whole can most conveniently be obtained from GSA, which maintains a uniform system of inventories of all Federal real property. Information can be obtained from the following office:

General Services Administration
Office of Plans, Programs, and Financial Management
Division of Finance
Washington, D.C. 20405

Details on the military applications of these data can be requested from the sources shown on the attachment to the Table.

Summary Data on DoD Real Property Cost of Real Property Controlled. The total cost to the Government of real property controlled does not indicate the present market value but is based on original cost, if any, plus the cost of capital improvements. There is no cost for public domain lands and donated lands.

The data on cost to the Government do not include the amount of rent paid nor the value of the property under lease. These data, however, do include costs of complete facilities on leased lands and any improvements which are made thereto and owned by the Government.

The total cost to the Government of real property controlled by the military departments as of September 30, 1989, was \$79.5 billion (see Table), an overall increase of \$5.3 billion for fiscal year (FY) 1989. The Army accounted for \$23.2 billion, the Navy and Marine Corps for \$26.0 billion, and the Air Force for \$30.3 billion.

Cost of Military Construction in Progress. These costs include the labor and materiel costs of work in place which had been started but not completed at the time of the inventory. As of September 30, 1989, this totaled \$12.3 billion (down \$2.4 billion from that reported at the end of FY 1988).

SECTION II.
DEPARTMENT OF DEFENSE PERSONAL PROPERTY

DEPARTMENT OF DEFENSE PERSONAL PROPERTY

BACKGROUND

Unlike its treatment of real property inventories, DoD has not adopted a single inventory system encompassing all military personal property. It has instead brought together several separately developed inventory systems to address different segments of DoD personal property. In the original report prepared in compliance with 10 U.S.C. 2701, the inventory groups consisted of the following: (1) Inventory of Machine Tools; (2) Inventory of Military Equipment in the Consolidated Supply System and in Stock Funds; (3) Inventories Held in Industrial Fund; (4) Major Items of Equipment in Use by Organizational Units; and (5) the National Industrial Reserve. The National Industrial Reserve properties are managed by GSA and are no longer included in the summaries of this report. Added to the report are summaries of inventories of excess, surplus, and foreign excess personal property in the hands of disposal activities and plant equipment other than machine tools.

In general, personal property inventory systems are developed and maintained by the individual military departments. However, in most cases, some uniform guidance pertaining to the maintenance and reporting of the inventories has been provided by DoD and the Department of Treasury. Although inventory data on each individual item of equipment are available within DoD, to compile such data would result in a list that would be too long, too detailed, and too classified to serve the purposes of this report. Accordingly, it has been the custom to report only personal property summary data on a monetary basis. Quantitative data can be obtained for the different classes of personal property if requests are within the practical constraints of time and cost involved in their compilation and reporting. Appropriate points of contact for additional information on each DoD component are given in the attachment to the Table or in the appendix to this report.

SUMMARY DATA ON DoD PERSONAL PROPERTY

The total value of DoD personal property at the end of FY 1989 was \$749.7 billion, representing an increase of \$61.8 billion (9.0 percent) over the value reported for the previous fiscal year. As in the past, the total value is dominated by the category weapons and military equipment in use, which represents 56.1 percent of the total value of DoD personal property. This is followed by equipment, materiel, and supplies in the DoD supply systems, constituting 38.7 percent of the total DoD personal property value. The Department of the Navy has the largest inventory of personal property on a monetary basis, controlling 40.4 percent of the total inventory. This is a result of their large investment in ships and aircraft.

WEAPONS AND MILITARY EQUIPMENT IN USE

This category rose \$36.4 billion, up 9.5 percent from FY 1988. See the attachment to the Table for those offices where more detailed information can be obtained.

EQUIPMENT, MATERIEL, AND SUPPLIES IN STOCK

The total dollar value of equipment, materiel, and supplies in inventory in DoD as of September 30, 1989, was \$289.8 billion, an increase of \$21.1 billion from that reported as of September 30, 1988.

Supplies and equipment are accounted for in the supply systems of the military departments and DLA from the time of acceptance until they have been issued to the using unit. The supply systems inventories, therefore, consist of supplies and equipment being held in the storage or warehousing facilities of LoD components prior to issue to a user. Supply items which have been issued to the consuming military units, such as divisions, air wings, and most ships, are not considered assets of the supply systems. Such items are in the hands of the ultimate user and, as such, are carried in unit records until consumed, destroyed, captured, lost, or otherwise disposed of.

The cost of the major items in the hands of the users is included under military equipment in use or plant equipment. Minor items are considered consumed when issued, and their cost is no longer

carried in the central inventory; although, the owning units maintain records of them until consumed. The supply systems do not include in their inventories raw materials and uncompleted end items from industrial type activities or excess stocks for which disposal action has been initiated. These inventories are summarized separately in this report.

ADDITIONAL INFORMATION

Information on the locations of the various materiel commands, inventory control managers, supply centers, and supply depots within each of the defense components has been provided in the appendix to this report. Offices which can supply additional information on the supply system inventories of each branch or agency have also been identified.

PLANT EQUIPMENT INVENTORIES

Plant equipment consists of personal property of a capital nature in the custody of military departments, Defense Agencies, and contractors. It represents 3.9 percent of all DoD personal property in FY 1989. Included are machinery, equipment, furniture, machine tools, and accessory and auxiliary items for manufacturing or administrative use. The Defense Industrial Plant Equipment Center (DIPEC) in Memphis, Tennessee, an element of DLA, has management responsibility for idle industrial plant equipment within its jurisdictional scope and controls the allocation and reutilization of such equipment. The military departments retain control over industrial plant equipment (IPE) in active use and in mobilization packages. DLA maintains control over IPE used in its manufacturing processes.

The total value (acquisition cost) of the plant equipment reported by DIPEC, the military departments, and the Defense Agencies as of September 30, 1989, was \$29.0 billion, an increase of \$2.9 billion over fiscal year 1988. For more detailed information on plant equipment, contact the appropriate offices listed on the attachment to the Table.

In addition, inventories of contractor held DoD property are maintained by DLA and various automated reports are available that provide lists of IPE and other plant equipment values by contractor, DoD component, and state or foreign country. Queries on contractor held plant equipment should be referred to:

Contractor Property Management Division
Executive Directorate for Contract Management
Defense Logistics Agency, Cameron Station
Alexandria, Virginia 22314

INDUSTRIAL FUND ACTIVITY INVENTORIES

Also reported as personal property of DoD are inventories of raw materiel, supplies, and work-in-process held by DoD industrial funded activities. Although the total value of these inventories represents only 0.3 percent of all DoD personal property during FY 1989, these

inventories play a significant role. Use of industrial funds is authorized by the National Security Act of 1947. Their use permits the financing of industrial or commercial-type activities and facilitates the development of production costs, which are used as a basis for charging customers for the products or services furnished to them by the activity financed by the fund.

The value of raw materiel and supplies and of work-in-process held by all DoD industrial fund activities at the end of FY 1989 amounted to \$2.4 billion, a decrease of \$.2 billion from the previous fiscal year. The Navy, including the Marine Corps, has the largest investment in industrial fund inventories, reporting 71.8 percent of the total inventory.

EXCESS, SURPLUS, AND FOREIGN EXCESS MATERIEL INVENTORIES

This class of personal property represents 1.1 percent of all DoD personal property. The values given in this report are based on standard prices in effect at the time the materiel was transferred to disposal, except that the value of materiel having no standard price is estimated on the basis of acquisition cost. The total values represent the inventory on hand on September 30, 1989, the end of the reporting period. The value of reutilization and disposal actions has been deducted from the opening inventory and the value of inventory generated during the year has been added.

"Excess," "surplus," and "foreign excess property" are defined as follows:

Excess Property consists of materiel which is determined to be unnecessary for the discharge of responsibilities of DoD after utilization screening among the DoD activities (in accordance with policies and procedures and by application directives) has been completed.

Surplus Property consists of excess property located in the Zone of Interior (Z.I.), which consists of the United States, Puerto Rico, and the Virgin Islands, for which a determination has been made that the property is not required for the needs and the discharge of responsibility of any Federal agency.

Foreign Excess Property consists of materiel located outside the Z.I. which has been determined to be DoD excess.

The Defense Reutilization and Marketing Service (DRMS), a subsidiary agency of DLA, headquartered in Battle Creek, Michigan, is responsible for integrated management of all personal property reutilization and disposal operations for DoD excess personal property worldwide. DRMS operates 159 subordinate field activities in the United States and 15 countries abroad. They are organized under five regional offices: Memphis, Tennessee (Southeast Region); Ogden, Utah (Western Region); Columbus, Ohio (Midwestern Region); Wiesbaden, Germany (European Region); and Camp Smith, Hawaii (Pacific Region).

For additional information, contact the appropriate office listed in the attachment to the Table.

APPENDIX A.
ADDITIONAL INFORMATION ON
SUPPLY SYSTEM INVENTORIES

APPENDIX A
ADDITIONAL INFORMATION ON SUPPLY SYSTEM INVENTORIES

BACKGROUND

Information on the location of various materiel commands, inventory control managers, supply centers, depots within the supply system of the military departments, and of the Defense Logistics Agency (DLA) is provided in this appendix. Offices which can supply additional information on these systems are also identified.

ARMY SUPPLY SYSTEM INVENTORIES

The Army supply system inventory reporting system is structured around major commands, commodity groups, and major inventory control managers. Inventory reports of the principal items of equipment are initiated by six principal inventory managers and compiled from data submitted by various commands. The inventory managers are:

1. U.S. Army Aviation Systems Command (USAVSCOM), St. Louis, Missouri;
2. U.S. Army Tank-Automotive Command (USATACOM), Warren, Michigan;
3. U.S. Army Missile Command (USAMICOM), Redstone Arsenal, Alabama;
4. U.S. Army Communications and Electronics Command (USACECOM), Fort Monmouth, New Jersey;
5. U.S. Army Armament, Munitions and Chemical Command (USAMCCOM), Rock Island, Illinois;
6. U.S. Army Troop Support Command (USATROSCOM), St. Louis, Missouri.

Inventory managers for secondary items include the major subordinate commands of the U.S. Army Materiel Command plus the following:

1. U.S. Army General Materiel and Petroleum Activity (USACMPA), New Cumberland, Pennsylvania (petroleum, oil, and lubricants; industrial and general);
2. U.S. Army Support Activity (USASA), Philadelphia, Pennsylvania (clothing, subsistence and textiles);
3. U.S. Army Medical Materiel Agency (USAMMA), Frederick, Maryland (medical and dental materiel).

Additional information on Army supply system inventories may be requested from:

HQ Department of the Army
Deputy Chief of Staff for Logistics
ATTN: DALO-RMI
Washington, D.C. 20310

NAVY SUPPLY SYSTEM INVENTORIES

Inventory management of most of the principal items in the Navy supply system is under the control of specific project managers within Navy's Hardware System Command. However, many of the more expendable items are managed by the Ships Parts Control Center (SPCC) in Mechanicsburg, Pennsylvania. Principal item inventory managers are:

1. Naval Air Systems Command (NAVAIR), Washington, D.C.;
2. Naval Space and Warfare Systems Command (SPAWAR), Washington, D.C.;
3. Naval Facilities Engineering Command (NAVFAC), Washington, D.C.;
4. Strategic Systems Project Office (SSPO), Washington, D.C.;
5. Naval Training Equipment Center (NTEC), Orlando, Florida;
6. Naval Mine Engineering Facility (NMEF), Yorktown, Virginia;
7. Naval Aviation Supply Office (ASO), Philadelphia, Pennsylvania;
8. Ships Parts Control Center (SPCC), Mechanicsburg, Pennsylvania.

Inventory management of both appropriation and stock funded secondary items is more centralized, with most of the items being controlled by the Ships Parts Control Center and the Fleet Material Support Office, both at Mechanicsburg, Pennsylvania; and by the Aviation Supply Office in Philadelphia, Pennsylvania. In addition, certain items are controlled by the:

1. Navy Publications and Forms Center (NPFC), Philadelphia, Pennsylvania (forms and printed matter);
2. Navy Resale and Services Support Office (NRSSO), Staten Island, New York (stock fund items pertaining to ship's stores and commissaries);
3. Strategic Systems Project Office (SSPO), Washington, D.C. (fleet ballistic missile equipment).

Major stock points for the Navy wholesale inventories are the supply centers at Charleston, South Carolina; Norfolk, Virginia; Oakland, California; San Diego, California; Jacksonville, Florida; Puget Sound (Seattle), Washington; and Pensacola, Florida.

Additional information on Navy supply systems inventories may be requested from:

Commander
Naval Supply System Command
ATTN: SUP01
Washington, D.C. 20376

MARINE CORPS SUPPLY SYSTEM INVENTORIES

Marine Corps supply system inventories are centrally controlled by the Office of the Deputy Chief of Staff, Installations and Logistics, in Washington, D.C. Principal stock points are the Marine Corps depots at Albany, Georgia, and Barstow, California. Additional information may be requested from:

Commandant of the Marine Corps
Office of the Deputy Chief of Staff for Installations and Logistics
Program and Financial Management Branch
540 Commonwealth Building, 1300 Wilson Boulevard
Arlington, Virginia 22209

AIR FORCE SUPPLY SYSTEM INVENTORIES

The Air Force system of reporting its supply system inventories minimizes both commodity categories and inventory managers. The principal items are defined within seven budget programs, plus an additional category for aircraft, missile, and gas turbine engines. Most of the inventory is managed by five air logistic centers (ALC's) located in Oklahoma City, Oklahoma; Ogdén, Utah; San Antonio, Texas; Sacramento, California; and Warner Robins, Georgia. Consolidation and review of inventory reports is performed at Headquarters, Air Force Logistics Command (AFLC), Wright-Patterson Air Force Base, Ohio. Principal items procured with appropriated funds are defined within nine budget programs and most of the inventory is managed by the ALC's. Stock funded items are managed under six stock fund divisions by the following inventory managers:

1. Headquarters Air Force Logistics Command,
Wright-Patterson Air Force Base, Ohio:
General Support Division and
Systems Support Division;
2. San Antonio Air Logistics Center, San Antonio, Texas:
Fuels Division;
3. Air Force Commissary Service, Kelly Air Force Base,
San Antonio, Texas: Commissary Division;
4. Air Force Medical Materiel Field Office, Frederick,
Maryland: Medical-Dental Division;
5. U.S. Air Force Academy, Colorado Springs, Colorado:
Air Force Academy Cadet Store Division.

Additional information on Air Force supply systems inventories may be requested from:

Directorate of Maintenance and Supply
Office of the Deputy Chief of Staff for Logistics and Engineering
Headquarters U.S. Air Force
The Pentagon
Washington, D.C. 20330

DEFENSE LOGISTICS AGENCY SUPPLY SYSTEM INVENTORIES

The management of the different major categories of materiel stocked by DLA is assigned to six supply centers. Seven supply depots actually receive, store, and issue the materiel. The six supply centers are:

1. Defense Construction Supply Center (DCSC),
Columbus, Ohio;
2. Defense Electronics Supply Center (DESC),
Dayton, Ohio;
3. Defense Fuel Supply Center (DFSC), Alexandria,
Virginia;
4. Defense General Supply Center (DGSC), Richmond,
Virginia;
5. Defense Industrial Supply Center (DISC),
Philadelphia, Pennsylvania;
6. Defense Personnel Support Center (DFSC),
Philadelphia, Pennsylvania.

Additional information on DLA supply system inventories may be requested from:

Defense Logistics Agency
Directorate of Supply Operations
Supply Management Division
Cameron Station
Alexandria, Virginia 22314