

DTIC FILE COPY

AD-A225 050

OFFICE OF NAVAL RESEARCH

CONTRACT N00014-82-K-0317

TECHNICAL REPORT NO. 52

Magnetic Properties of the Electron-Doped Superconductor  
 $\text{Nd}_{2-x}\text{Ce}_x\text{CuO}_{4-\delta}$

By

G. Liang, J. Chen, M. Croft, K.V. Ramanujachary and M. Greenblatt

Prepared for Publication

in

Physical Review B

Rutgers, The State University of New Jersey  
Department of Chemistry  
New Brunswick, NJ 08903

June 1, 1990

Reproduction in whole, or in part, is permitted for  
any purpose of the United States Government.

This document has been approved for public release  
and sale; its distribution is unlimited.

DTIC  
ELECTE  
AUG 07 1990

E

D

TMG11

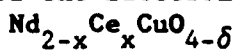
90 06 11 058

## REPORT DOCUMENTATION PAGE

1a. REPORT SECURITY CLASSIFICATION Unclassified		1b. RESTRICTIVE MARKINGS	
2a. SECURITY CLASSIFICATION AUTHORITY		3. DISTRIBUTION/AVAILABILITY OF REPORT Approved for Public Distribution-unlimited	
2b. DECLASSIFICATION/DOWNGRADING SCHEDULE		4. PERFORMING ORGANIZATION REPORT NUMBER(S)	
4. PERFORMING ORGANIZATION REPORT NUMBER(S)		5. MONITORING ORGANIZATION REPORT NUMBER(S)	
6a. NAME OF PERFORMING ORGANIZATION Rutgers, The State University of New Jersey	6b. OFFICE SYMBOL (if applicable) 4B883	7a. NAME OF MONITORING ORGANIZATION Electrochemical Sciences Office of Naval Research	
6c. ADDRESS (City, State, and ZIP Code) P.O. Box 939 Piscataway, NJ 08854	7b. ADDRESS (City, State, and ZIP Code) 800 North Quincy St. Arlington, VA 22217-5000		
8a. NAME OF FUNDING/SPONSORING ORGANIZATION Office of Naval Research	8b. OFFICE SYMBOL (if applicable) 1113ES	9. PROCUREMENT INSTRUMENT IDENTIFICATION NUMBER	
8c. ADDRESS (City, State, and ZIP Code) 800 North Quincy St. Arlington, VA 22217-5000	10. SOURCE OF FUNDING NUMBERS		
	PROGRAM ELEMENT NO N00014	PROJECT NO 413d008	TASK NO WORK UNIT ACCESSION NO
11. TITLE (Include Security Classification) Magnetic Properties of the Electron-Doped Superconductor $Nd_{2-x}Ce_xCuO_{4-x}$			
12. PERSONAL AUTHOR(S) G. Liang, J. Chen, M. Croft, K.V. Ramanujachary and M. Greenblatt			
13a. TYPE OF REPORT Technical	13b. TIME COVERED FROM 6/1/89 TO 5/30/90	14. DATE OF REPORT (Year, Month, Day) June 1, 1990	15. PAGE COUNT
16. SUPPLEMENTARY NOTATION			
17. COSATI CODES		18. SUBJECT TERMS (Continue on reverse if necessary and identify by block number)	
FIELD	GROUP	SUB-GROUP	
19. ABSTRACT (Continue on reverse if necessary and identify by block number)			
<p>Magnetic susceptibility and magnetization data are presented for <math>Nd_{2-x}Ce_xCuO_{4-x}</math> system. The Nd-local moments are seen to be crucial in interpreting the magnetic response. Evidence for a pervasive diamagnetic component (onsetting near 24K) in the low field response which is sharply maximized near <math>x=0.16</math> is presented.</p>			
20. DISTRIBUTION AVAILABILITY OF ABSTRACT <input type="checkbox"/> UNCLASSIFIED UNLIMITED <input type="checkbox"/> SAME AS RPT <input type="checkbox"/> DTIC USERS		21. ABSTRACT SECURITY CLASSIFICATION	
22a. NAME OF RESPONSIBLE INDIVIDUAL Martha Greenblatt		22b. TELEPHONE (Include Area Code) (201) 932-3277	22c. OFFICE SYMBOL

To Martha

**Magnetic Properties of the Electron-Doped Superconductor**



G. LIANG, J. CHEN, and M. CROFT  
Department of Physics and Astronomy, Rutgers University  
Piscataway, New Jersey 08855-0849 USA

K.V. RAMANUJACHARY and M. GREENBLATT  
Department of Chemistry, Rutgers University  
New Brunswick, New Jersey 08903 USA

**Abstract**

Accession For	
NTIS GRA&I	<input checked="" type="checkbox"/>
DTIC TAB	<input type="checkbox"/>
Unannounced	<input type="checkbox"/>
Justification	
By	
Distribution/	
Availability Codes	
and/or	
Dist	Special

A-1

Magnetic susceptibility and magnetization data are presented for  $Nd_{2-x}Ce_xCuO_{4-\delta}$  system. The Nd-local moments are seen to be crucial in interpreting the magnetic response. Evidence for a pervasive diamagnetic component (onsetting near 24K) in the low field response which is sharply maximized near  $x=0.16$  is presented.

Key words: Electron-Doped Superconductor, Diamagnetic, Hysteresis Loop



JL 5/8

To International Conference on Physics of Highly Correlated Electron Systems (ICPHES), Santa Fe, New Mexico, 1991  
to appear in Physica B.

(1)

Strong evidence for n-type charge carriers which dwell (at least partially) on the Cu sites, has been presented for the  $\text{Nd}_{2-x}\text{Ce}_x\text{CuO}_{4-\delta}$  high  $T_c$  system[1-3]. This is significant in that it provides the first indication that the disappearance of Cu-magnetism and appearance of superconductivity may occur symmetrically[4,5] as one moves away from  $\text{Cu}^{\text{II}}$  toward  $\text{Cu}^{\text{III}}$  (hole donation) or toward  $\text{Cu}^{\text{I}}$  (electron donation). Here we present a series of magnetic measurements on this important material which emphasize the role of the Nd magnetic moments and, more importantly, which show the singular fashion in which superconductivity occurs in these alloys.

The sample preparation procedures have been described elsewhere[3]. The magnetic measurements were performed on a superconducting quantum interference device (SQUID) magnetometer.

The magnetic susceptibility ( $\chi$ ) and  $\chi^{-1}$  of an  $x=0.075$  material is shown in figure 1. Above 80K typical  $\text{Nd}^{3+}$  full moment behavior is observed with  $\chi(T) \approx C/(T+\theta)$ ,  $\theta=56\text{K}$  and  $C=3.014$  emu K/mole. This Curie constant corresponds to  $\mu_{\text{eff}}=3.54\mu_B/\text{Nd}$  and is very close to the full  $\text{Nd}^{3+}$  value in its  $4I_{9/2}$  Hund's rule ground state. Below 50K a decrease in the effective moment [as expected from crystalline electric field (CEF) effects typical to Nd systems[6]] is clear, from the curvature of the  $\chi^{-1}(T)$  curve. We note that a broad but modest anomaly in the susceptibility between 320-365K was observed in some materials with  $x=0.075$ . A similar anomaly has been associated by Tarescon et al. [7] with the onset of antiferromagnetic order in the Cu-planes for the  $x=0.0$  material.

In the  $5 \leq T \leq 25$  K range the magnetic susceptibility (at 10 KOe) can be fit with  $\theta = 5.2$  K and the CEF reduced moment of  $\mu_{\text{eff}} = 2.33 \mu_B / \text{Nd}$  (see inset of figure 1 for the  $\chi^{-1}$  data). Lower field measurements of the susceptibility however reveal an anomalous diamagnetic deviation from this Curie Weiss law on setting at 24 K. A small drop from the overall background semiconducting resistivity can also be observed at 24 K. Thus superconducting material is present (albeit at quite low levels) even in this  $x = 0.075$  material.

In figure 2 we show low field susceptibility measurements, taken in the Meissner mode for a series of samples in this series. The presence of diamagnetic signals can be discerned in all of these samples however the magnitude of the signal exhibits a sharp maximum near  $x = 0.16$  (see inset). Both the resistive and magnetic signatures of superconductivity in this series appear to exhibit an onset temperatures always near 24 K. All of these materials possess at least two types of site defects, the Ce substitute and oxygen vacancies [8,9] (believed to occur at the  $\delta = 0.04$  level). <sup>Inhomogeneity</sup> ~~Fluctuations~~ in the compositions ~~and~~ and correlations between ~~these~~ defects must occur in these materials. It would appear that superconductivity is sharply optimized with ( $T_c = 24$  K) for a sharp defect composition/correlation in these materials. Apparently the Ce-composition contribution to this optimization lies very close to  $x = 0.16$ .

In figure 3 we show the hysteresis loop for  $\text{Nd}_{1.85}\text{Ce}_{0.15}\text{CuO}_{4-\delta}$  sample. The M vs. H curve starts to deviate from linearity at  $H_{c1} \approx 300$  Oe, similar to what has been observed for the hole-doped  $\text{La}_{1.85}\text{Sr}_{0.15}\text{CuO}_4$ .  $H_{c1}$  here is the field above which the first flux thread starts to enter the superconducting grains in the materials. The magnetization becomes essentially reversible

for  $H > 20\text{kOe}$ . At higher fields the diamagnetic fraction is slowly reduced while the background exhibits a large and nonlinear paramagnetic local moment behavior. To qualitatively illustrate the background we show the  $M(H)$  curves for the full Nd moments and for a reduced effective  $J_{\text{eff}}=3.32$  (derived from the CEF reduced  $\mu_{\text{eff}}=2.33\mu\text{B}$  of our susceptibility results). ←

The presence of significant diamagnetic signal even at  $50\text{kOe}$  is consistent with the much larger  $H_{c2}$  values reported for  $H$  along the  $c$ -axis[10].

Our work underscores the need to identify the microscopic electronic/structural parameters which support the narrow-range superconductivity in these materials. Moreover separation of the Nd-local moment response is also needed to better elucidate the superconductivity properties.

Acknowledgement - This work was partially supported by ONR and the National Science Foundation - Solid State Chemistry Grant  
DMR-87-14272.

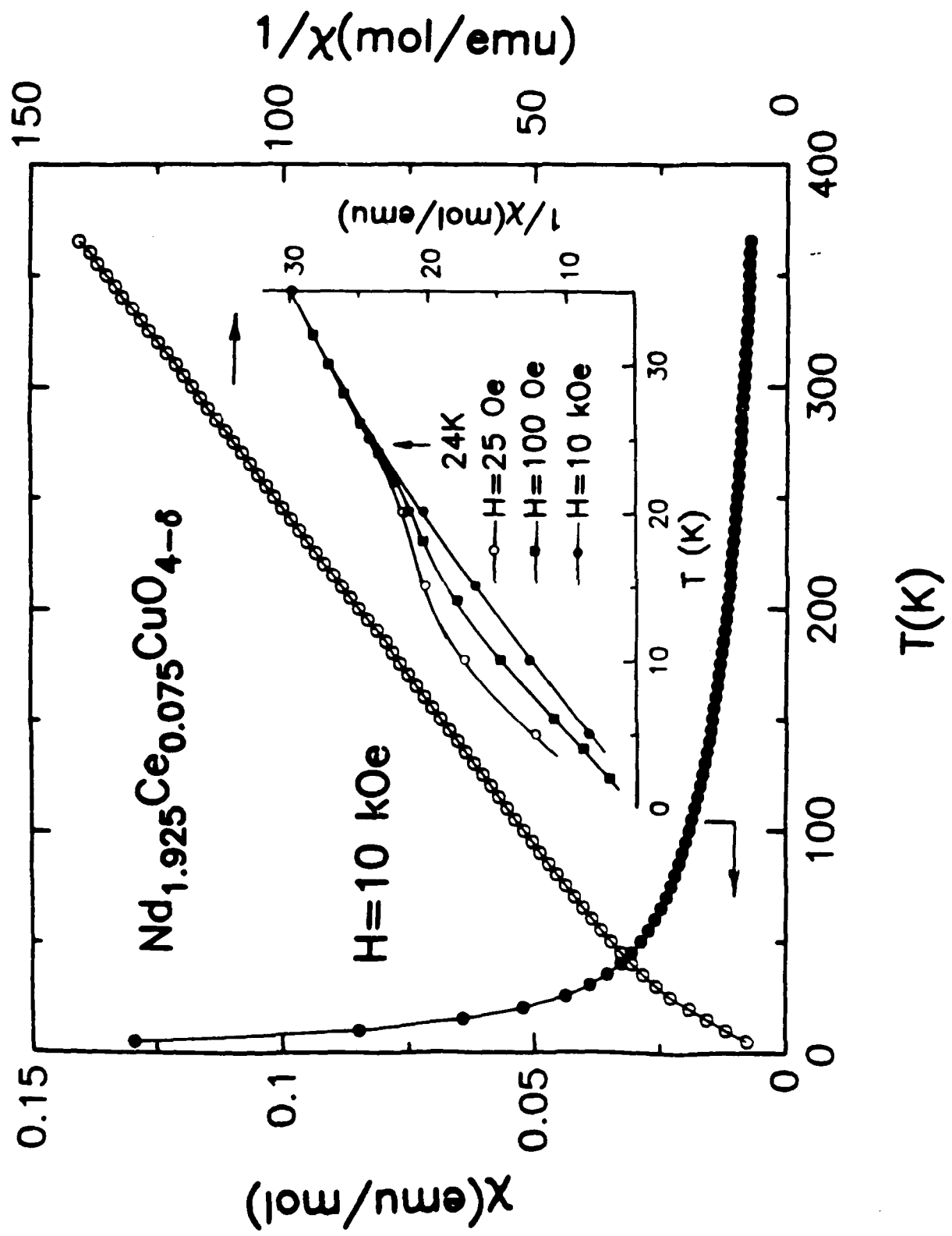
### Figure Captions

Figure 1. The temperature dependence of the magnetic susceptibility ( $\chi$ ) and its inverse ( $\chi^{-1}$ ) for  $\text{Nd}_{2-x}\text{Ce}_x\text{CuO}_{4-\delta}$ ,  $x=0.075$ . Inset low temperature  $\chi^{-1}$  data at various fields illustrating the diamagnetic signal onsetting near 24K.

Figure 2. Meissner mode results for magnetic susceptibility at various  $x$ -values in the  $\text{Nd}_{2-x}\text{Ce}_x\text{CuO}_{4-\delta}$  system. Inset the diamagnetic fraction  $-4\pi\chi$  versus  $x$ .

Figure 3. Magnetization  $M$  versus field  $H$  curves for an  $x=0.15$  sample illustrating the superconducting hysteresis loop, the behavior near  $H_{c1}$  (inset lower right) and the high field behavior (inset upper left).

Fig. 1



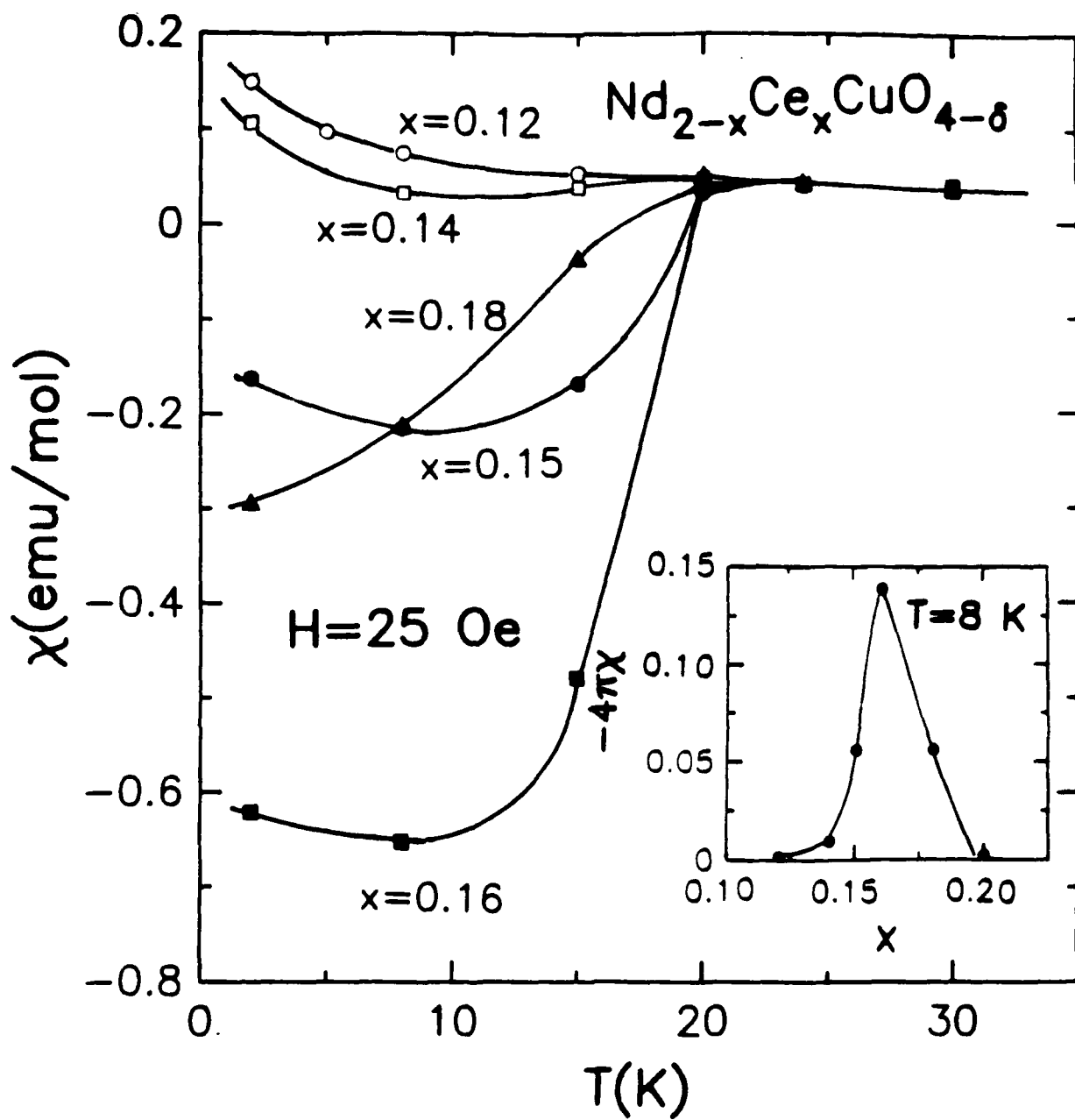


Fig. 2

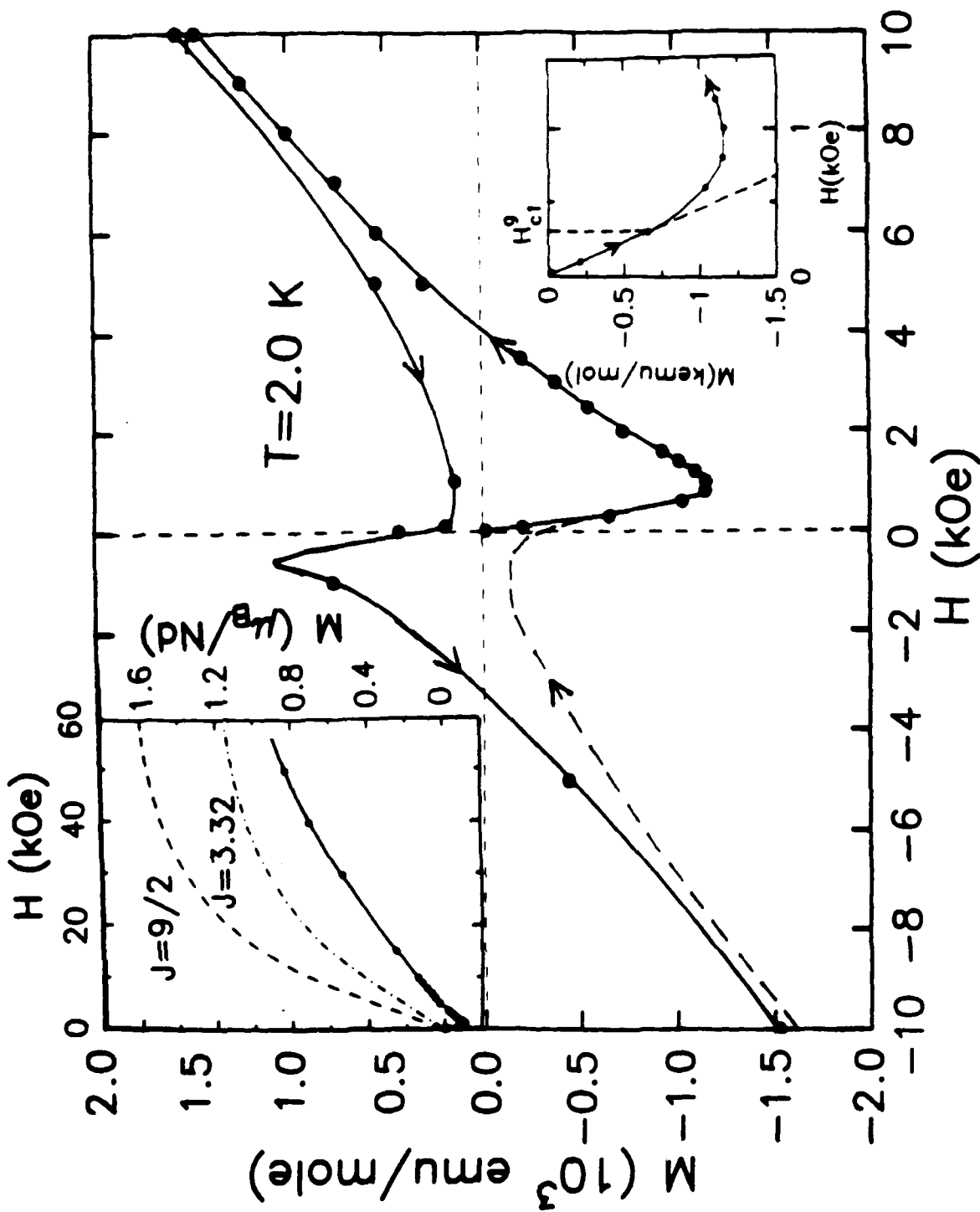


Fig. 3

## References

- [ 1 ] Y. Tokura, H. Takagi and S. Uchida, *Nature* (London), 337 (1989) 345.
- [ 2 ] J. Tranquada, S. Heald, A. Moodenbaugh, G. Liang and M. Croft, *Nature* (London) 337 (1989) 720.
- [ 3 ] G. Liang, J. Chen, M. Croft. K.V. Ramanujachary and M. Greenblatt, *Phys. Rev.* B40 (1989)
- [ 4 ] V.J. Emery, *Nature* (London) 337 (1989) 306.
- [ 5 ] T.M. Rice, *Nature* (London) 337 (1989) 689.
- [ 6 ] R. Saez Puche, M. Norton, T.R. White and S. G. Raussinger, *J. Solid State Chem.* 50 (1983) 281.
- [ 7 ] J.M. Tarascon, E. Wang, L.H. Greene, B.G. Bagley, G.W. Hull, S.M. S'egidio, P.F. Miceli, Z.Z. Wang, T.W. Jing, J. Clayhold, D. Brawner and N.P. Ong, submitted to *Phys. Rev. B*.
- [ 8 ] H. Takagi, S. Uchida and Y. Tokura, *Phys. Rev. Lett.* 62 (1989) 1197.
- [ 9 ] S.T. Market, E.A. Early, T. Bjornholm, S. Ghamatz, B.W. Lee, J.J. Newmeier, R.D. Price, C.L. Seaman and M.B. Maple, *Physica C* 158 (1989) 178.
- [10] Yosikazu Hidaka and Minoru Suzuki, *Nature* (London) 338 (1989) 635.