

AD-A235 444



DTIC

SELECTE

MAY 01 1991

S

C

D


PO2



500 CONTRACTORS

RECEIVING THE LARGEST DOLLAR VOLUME
OF PRIME CONTRACT AWARDS
FOR RDT&E

Fiscal Year 1990



DTIC Contract No. AD-A235 444
Contract No. DAAG01-90-1-0001

DTIC FILE COPY

500 CONTRACTORS RECEIVING THE LARGEST DOLLAR VOLUME OF PRIME CONTRACT AWARDS FOR RESEARCH, DEVELOPMENT, TEST, AND EVALUATION

FISCAL YEAR 1990



Accession For	
DTIC GRA&I	<input checked="" type="checkbox"/>
DTIC TAB	<input type="checkbox"/>
Unannounced	<input type="checkbox"/>
Justification	
By	
Distribution/	
Availability Codes	
Dist	Avail and/or Special
A1	

Department of Defense
Washington Headquarters Services
Directorate for Information
Operations and Reports

~~For sale by the Superintendent of Documents, U.S. Government Printing Office, Washington, D.C. 20402~~

~~DTIC/NTIS identification number for this publication is DIOR/P02-90~~

DTIC/NTIS identification number for this publication is DIOR/P02-90

91 4 29 079

FOREWORD

500 Contractors Receiving the Largest Dollar Volume of Prime Contract Awards for Research, Development, Test and Evaluation (RDT&E) is published annually. This report provides information on the 500 contractors that received the largest dollar volume in Department of Defense (DoD) prime contract awards over \$25,000 for RDT&E. These data are presented in five tables showing:

1. An alphabetical listing of the top 500 companies, with rank;
2. The ranking and net value of awards to business firms operating in the United States;
3. The ranking and net value of awards to educational and other nonprofit institutions operating in the United States;
4. The ranking and net value of awards to foreign contractors; and
5. The ranking and net value of awards to U.S. government agencies.

TABLE OF CONTENTS

Introduction	1
Tables:	
Table 1. Alphabetical Listing of the Top 500 DoD Prime Contractors for Research, Development, Test and Evaluation Work: FY 1990	9
Table 2. Net Value of DoD Prime Contract Awards Over \$25,000 for RDT&E to Business Firms: FY 1990	15
Table 3. Net Value of DoD Prime Contract Awards Over \$25,000 for RDT&E to Educational and Nonprofit Institutions: FY 1990	31
Table 4. Net Value of DoD Prime Contract Awards Over \$25,000 for RDT&E to Foreign Contractors: FY 1990	35
Table 5. Net Value of DoD Prime Contract Awards Over \$25,000 for RDT&E to U.S. Government Agencies: FY 1990	37

INTRODUCTION

This report presents summary data on the 500 prime contractors receiving the largest dollar volume in Department of Defense (DoD) awards over \$25,000 for research, development, test and evaluation (RDT&E) work during Fiscal Year (FY) 1990. RDT&E work can include research, exploratory development, advanced development, engineering development, operational systems development, or management and support services. (Full definitions for each of these categories are provided in DFARS 235.001.)

Table 1 (page 9) lists the 500 contractors in alphabetical order, shows the ranking for each, and shows how each has been categorized for reporting purposes. The categories are business firm (B), foreign contractor (F), and nonprofit institution (N). Table 2 (page 15) shows the net value of awards to U.S. business firms by rank. Those firms which qualify as small businesses are further identified by an "S". The net value of awards to each of the firm's reported locations is also provided. Tables 3, 4, and 5 (pages 31, 35, and 37, respectively) provide the net value of awards to U.S. educational and other nonprofit institutions, foreign contractors, and U.S. government agencies. (While awards to U.S. government agencies are listed separately in Table 5, these agencies are categorized as nonprofit institutions in Table 1.) As in Table 2, contractors in Tables 3 through 5 are shown by rank, with their total awards indicated by an asterisk (*). The net value of awards to each of the contractor's reported locations are also shown for these tables.

NOTES ON COVERAGE

The dollar amounts shown here include prime contract awards over \$25,000 for RDT&E work only. Data on awards for other services, such as training, and on any supplies furnished by the contractors in support of research being done are excluded. Contract awards for civil functions have been included in these data. Civil functions encompass planning, programming, designing, constructing, and operating Federal water resource projects for navigation, flood control, hydroelectric power production, water supply, and other related activities.

The locations shown in the tables are the places where the work was to be performed. Normally, this is a facility of the concern awarded the contract. However, if the work was scheduled to be performed at a Defense facility, such as an Air Force base, the location shown may be that of the Defense facility rather than the contractor.

DATA RELATING TO COMPANIES IN THIS PUBLICATION ARE SUBJECT TO THE ACCURACY OF THE DUN & BRADSTREET CORPORATION'S DATA UNIVERSAL NUMBERING SYSTEM AND ITS ABILITY TO DESCRIBE RELATIONSHIPS OF COMPANIES.

HIGHLIGHTS

The following table shows the net value and percent distribution of all RDT&E awards. RDT&E awards to the top 500 companies, and all other RDT&E awards for FY 1990.

Department of Defense Prime Contract Awards Over \$25,000 Fiscal Year 1990

TYPE OF CONTRACTOR	RDT&E								
	TOTAL			TOP 500			ALL OTHER		
	NO.	AWARDS (\$000)	% OF TOTAL \$	NO.	AWARDS (\$000)	% OF TOTAL \$	NO.	AWARDS (\$000)	% OF TOTAL \$
RDT&E - TOTAL	<u>2,718</u>	<u>22,318,911</u>	<u>100</u>	<u>500</u>	<u>21,511,471</u>	<u>100</u>	<u>2,218</u>	<u>807,440</u>	<u>100</u>
BUSINESS FIRMS	<u>2,332</u>	<u>19,253,111</u>	<u>86</u>	<u>408</u>	<u>18,567,883</u>	<u>86</u>	<u>1,924</u>	<u>685,228</u>	<u>85</u>
Small	1,793	1,653,875	7	175	1,089,883	5	1,618	563,992	70
Large	539	17,599,236	79	233	17,478,000	81	306	121,236	15
EDUCATIONAL & NONPROFIT	<u>280</u>	<u>2,844,680</u>	<u>13</u>	<u>82</u>	<u>2,751,340</u>	<u>13</u>	<u>198</u>	<u>93,340</u>	<u>12</u>
Educational	200	1,500,130	7	56	1,427,200	7	144	72,930	9
Other Nonprofit	80	1,344,550	6	26	1,324,140	6	54	20,410	3
U.S. GOVERNMENT AGENCIES	<u>7</u>	<u>7,431</u>	*	<u>1</u>	<u>4,976</u>	*	<u>6</u>	<u>2,455</u>	*
FOREIGN	<u>99</u>	<u>213,689</u>	<u>1</u>	<u>9</u>	<u>187,272</u>	<u>1</u>	<u>90</u>	<u>26,417</u>	<u>3</u>

*LESS THAN 0.5 PERCENT

NOTE: TOTALS MAY NOT ADD DUE TO ROUNDING

Based on the percentage of total awards, the distribution of FY 1990 awards varies moderately from that in FY 1989. In FY 1990, the top 500 contractors included 408 U.S. business firms (175 of which were small businesses); 82 educational and nonprofit institutions; 1 U.S. government agency; and 9 foreign contractors.

In FY 1989 the top 500 consisted of 392 business firms (175 were small businesses); 92 educational and nonprofit institutions; 2 U.S. government agencies; and 14 foreign contractors.

The top 500 RDT&E contractors received awards totaling \$21,511 million in FY 1990, compared to \$22,494 million in FY 1989, a decrease of \$983 million or 4.4 percent. The \$21,511 million represents 96.4 percent of the \$22,319 million total prime contract awards over \$25,000 for RDT&E work in FY 1990.

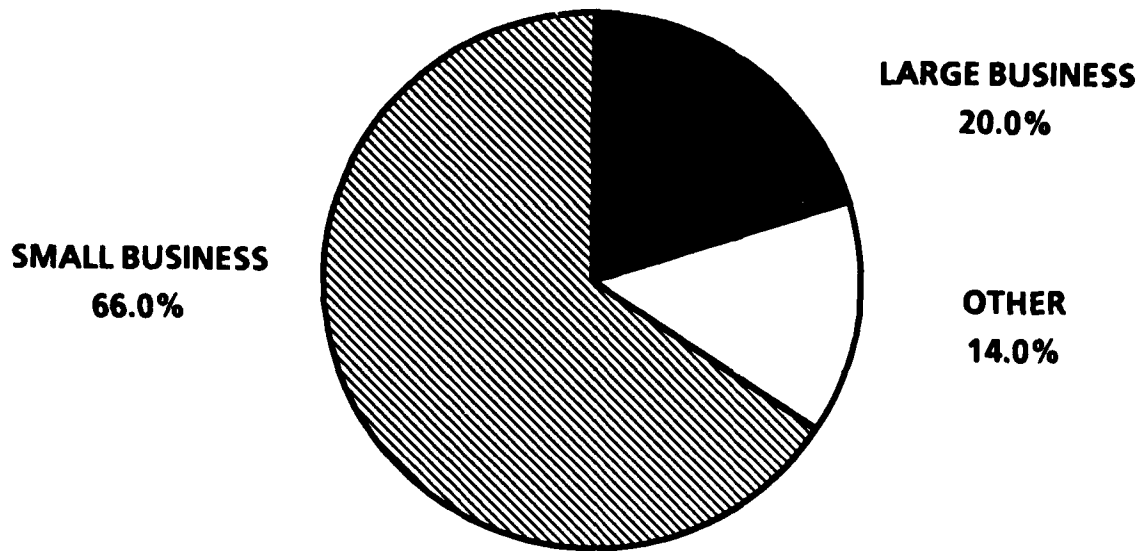
In addition to the top 500 contractors, there were 2,218 other contractors for whom RDT&E procurement actions over \$25,000 were reported, for a total of 2,718 contractors in FY 1990. In FY 1989, the total number of contractors was 2,573.

Of the 38 contractors with RDT&E awards of \$100 million or more in FY 1990, 34 were business firms and 4 were educational and other nonprofit institutions. These 38 contractors had a total of \$15,516 million in RDT&E awards. In FY 1989, there were 36 contractors who reached the \$100 million plateau, with awards totaling \$17,109 million. Of these 36 fiscal year 1989 contractors, 32 were business firms and 4 were educational and other nonprofit institutions. The amount of awards for this \$100 million group decreased by \$1,593 million or 9.3 percent between FY 1989 and 1990.

Breakout of the type of contractors receiving RDT&E awards are shown in the charts on the next page. Both of these charts show the number of firms with their associated percentages, and not the percentage of dollars.

TOTAL CONTRACTORS RECEIVING RDT&E DOLLARS

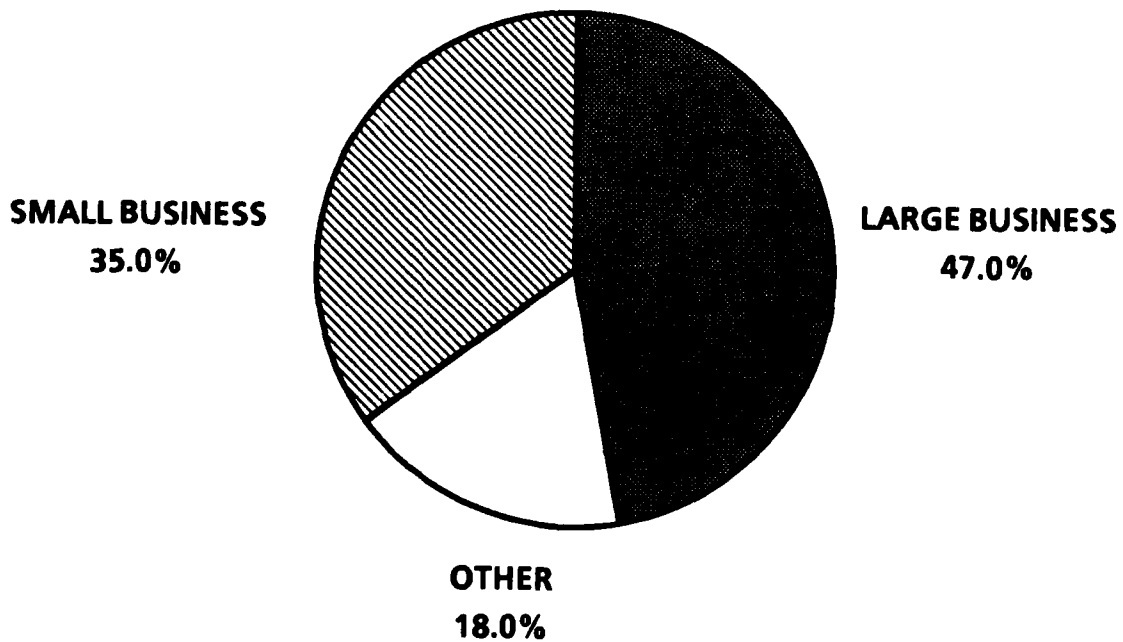
Fiscal Year 1990



TOTAL NUMBER OF FIRMS = 2,718

TOP 500 CONTRACTORS - RDT&E

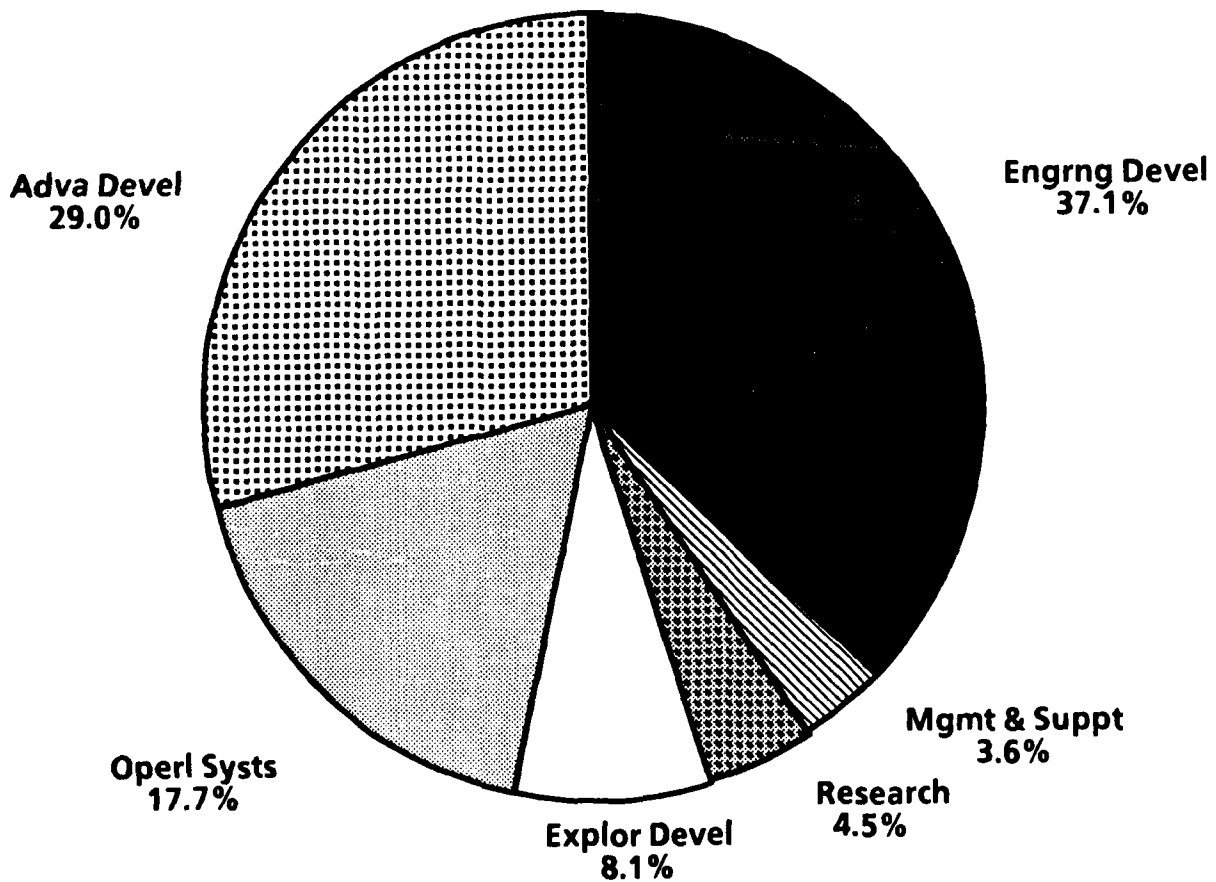
Fiscal Year 1990



The following table shows the type of RDT&E work the contractors were engaged in and the net value and percent distribution of all awards for each of these types in FY 1990. Engineering development accounted for the majority (37.1 percent) of RDT&E awards, followed by advanced development (29.0 percent).

TYPE	AWARDS (\$000)	PERCENT OF TOTAL
RDT&E - TOTAL	<u>\$22,318,911</u>	<u>100.00</u>
Engineering Development	8,283,893	37.1
Advanced Development	6,462,145	29.0
Operational Systems	3,951,061	17.7
Exploratory Development	1,813,382	8.1
Research	993,809	4.5
Management and Support	814,621	3.6

DOLLAR AWARDS BY TYPE OF RDT&E WORK
Fiscal Year 1990



The last table shows the net value and percent distribution of all RDT&E awards by type of program. Within the RDT&E contracts, the largest volume of awards was for the research, development, test, or evaluation of missile & space systems and aircraft. In FY 1990, a combined total of \$11,229 million or 50.4 percent of all RDT&E awards over \$25,000 was for work connected with these programs.

PROGRAM	AWARDS (\$000)	PERCENT OF TOTAL
RDT&E - TOTAL	<u>\$22,318,911</u>	<u>100.00</u>
Missile & Space Systems	6,864,718	30.8
Aircraft	4,364,280	19.6
Electronics & Communication Equipment	3,924,875	17.6
Services	4,157,784	18.6
Ships	501,360	2.2
Ammunition	697,257	3.1
Weapons	449,875	2.0
Tank-Automotive	367,761	1.6
All Other	991,001	4.4

RDT&E DOLLARS AWARDS BY TYPE OF PROGRAM

Fiscal Year 1990

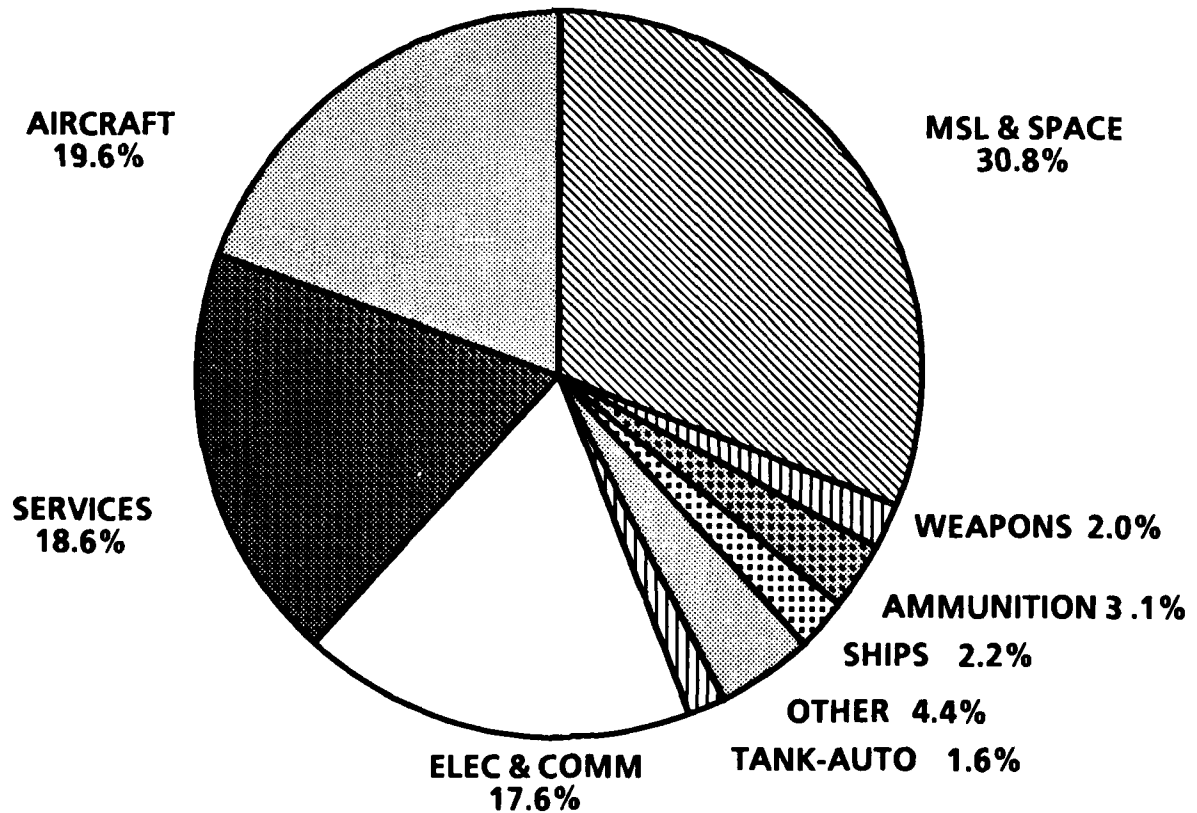


Table 1. Alphabetical Listing of the Top 500 DOD Prime Contractors for Research, Development, Test, and Evaluation Work: FY 1990

RANK	*	CONTRACTOR	RANK	*	CONTRACTOR
124	B	A A I CORPORATION	219	B	AUTOMATED SCIENCES GROUP INC
156	B	ACUREX CORPORATION	346	B	AUTOMATION RES SYSTEMS LTD
449	B	ADVANCE SYSTEMS TECHNOLOGY	59	B	AVCO CORPORATION
188	B	ADVANCED DECISION SYSTEMS	130	B	AVCO RESEARCH LABORATORY INC
464	B	ADVANCED SCIENCES INC	382	B	B D SYSTEMS INC
380	B	ADVANCED TECHNOLOGY & RESEARCH	183	B	BABCOCK & WILCOX COMPANY THE
134	B	ADVANCED TECHNOLOGY INC	102	B	BALL CORPORATION
436	B	AEL INDUSTRIES INC	100	N	BATTELLE MEMORIAL INSTITUTE
447	B	AEPCO INC	52	B	BDM INTERNATIONAL INC
322	B	AERODYNE RESEARCH INC	259	B	BDM MANAGEMENT SERVICES CO
25	B	AEROJET	318	B	BECHTEL NATIONAL INC
193	B	AEROMET INC	376	B	BELL HELICOPTER TEXTRON INC
14	N	AEROSPACE CORPORATION	440	B	BELOIT CORPORATION
241	B	ALLIANCE DEVELOPMENT CORP	343	B	BERKELEY RESEARCH ASSOCIATES
265	B	ALLIANCE TECHSYSTEMS INC	264	B	BICOASTAL CORPORATION
32	B	ALLIED SIGNAL AEROSPACE CO	21	B	BOEING AEROSPACE & ELECTRONICS
200	B	ALLIED SIGNAL INC	37	B	BOEING CO & SIKORSKY ACFT JV
457	B	ALPHATECH INC	17	B	BOEING COMPANY THE
311	B	AM GENERAL CORPORATION	29	B	BOEING COMPUTER SUPPORT SVCS
423	B	AMERICAN OPTICAL CORPORATION	39	B	BOLT BERANEK & NEWMAN INC
226	B	AMERICAN SYSTEMS CORPORATION	101	B	BOOZ ALLEN & HAMILTON INC
45	B	AMERICAN TELE & TELG COMPANY	375	N	BOSTON COLLEGE
468	B	AMOCO CHEMICAL COMPANY	298	N	BOSTON UNIVERSITY
402	B	ANALYSIS & COMPUTER SYSTEMS	419	N	BROWN UNIVERSITY
158	B	ANALYSIS & TECHNOLOGY INC	255	B	BRUNSWICK CORPORATION
58	B	ANALYTIC SCIENCE CORP THE	120	B	C A E INDUSTRIES LTD
84	N	ANALYTIC SERVICES INC	133	B	CADILLAC GAGE TEXTRON INC
295	B	ANALYTICAL SYSTEMS ENGRG CORP	305	N	CALIFORNIA INST OF TECHNOLOGY
214	B	ANALYTYX ELECTRONIC SYSTEMS	296	B	CALIFORNIA RES & TECHNOLOGY
252	B	ANDRULIS RESEARCH CORP	392	N	CALIFORNIA ST UNIV SAN DIEGO
360	B	APPLIED LEARNING INTERNATIONAL	43	B	CALSPAN CORPORATION
310	B	APPLIED MEASUREMENT SYSTEMS	157	F	CANADIAN COMMERCIAL CORP
383	B	APPLIED RESEARCH ASSOC INC	63	N	CARNEGIE MELLON UNIVERSITY
328	B	APPLIED RESEARCH INC	362	B	CARTWRIGHT ELECTRONICS INC
336	B	APPLIED TECHNOLOGY ASSOCIATES	199	B	CAS INC
273	B	APIEK INC	433	B	CASDE CORPORATION
454	B	AQUIDNECK SYSTEMS INTL	163	B	CBI NA CON INC
470	B	ARDAK CORPORATION	492	B	CENTURY COMPUTING INC
270	B	ARETE ASSOCIATES	137	B	CHAMBERLAIN MANUFACTURING CORP
142	B	ARINC RESEARCH CORPORATION	210	B	CLAMSHHELL BUILDINGS INC
167	B	ARMORED VHCL ECHNLOGIES ASSO	500	N	CLEMSON UNIVERSITY
320	B	ASI SYSTEMS INTERNATIONAL	168	B	COLEMAN RESEARCH CORPORATION
399	B	ASP CONSORTIUM	66	B	COLLINS INTERNATIONAL SVC CO
152	B	ASSURANCE TECHNOLOGY CORP	460	N	COLORADO STATE UNIVERSITY
141	B	ASTRO VALCOUR INC	106	B	COLSA INC
34	B	ATI&T TECHNOLOGIES INC	289	N	COLUMBIA UNIVERSITY
446	B	ATLANTIC AEROSPACE ELECTRONICS	203	B	COMARCO INC
94	B	ATLANTIC RESEARCH CORPORATION	208	B	COMBUSTION ENGINEERING INC
390	F	ATM COMPUTER GMBH	201	B	COMPRHENSIVE TECHNOLOGIES INTL
452	N	AUBURN UNIVERSITY	445	B	COMPTREK RESEARCH INC

* B = Business Firm
 F = Foreign Contractor
 N = Nonprofit Institution

Table 1. Alphabetical Listing of the Top 500 DOD Prime Contractors for Research, Development, Test, and Evaluation Work: FY 1990

RANK	*	CONTRACTOR	RANK	*	CONTRACTOR
53	B	COMPUTER SCIENCES CORPORATION	483	B	ELECTRONIC DECISIONS INC
115	B	CONTEL FEDERAL SYSTEMS INC	381	B	ELECTRONIC WARFARE ASSOCIATES
225	B	CONTRAVES GOERZ CORPORATION	108	B	ELECTROSPACE SYSTEMS INC
180	F	CONTROL DATA CANADA LTD	300	B	EMERSON ELECTRIC CO
76	B	CONTROL DATA CORPORATION	416	B	ENCORE COMPUTER CORPORATION
197	N	CORNELL UNIVERSITY	290	B	ENGINEERING & ECONOMICS RES
448	B	CORNING INC	268	B	ENSCO INC
420	B	CREARE INC	266	B	ENVIRONMENTAL TECHNOLOGIES GROUP
444	B	CROSS SYSTEMS INC	150	N	ENVIRONMENTAL RESCH INST OF MICH
344	B	CTA INCORPORATED	455	B	EPOCH ENGINEERING INC
131	B	CUMMINS ENGINE COMPANY INC	82	B	ESL INCORPORATED
394	B	DAMES & MOORE	345	B	EVALUATION RESEARCH CORP
465	B	DATA DESIGN LABORATORIES	466	B	FAAC INCORPORATED
348	B	DAVID SARNOFF RESEARCH CENTER	401	B	FABEL SYS CORP
321	B	DBA SYSTEMS INC	234	B	FAIRCHILD INDUSTRIES INC
429	B	DCS CORPORATION	458	B	FALCON ASSOCIATES
377	B	DECISION SCIENCE APPLICATIONS	386	B	FIBER MATERIALS INC
173	B	DEFENSE SYSTEMS INC	162	B	FIBERTEK INC
217	F	DEUTSCHE BUNDESPOST	54	B	FMC CORPORATION
355	B	DIGICOMP RESEARCH CORP	24	B	FORD AEROSPACE CORPORATION
277	B	DIGITAL EQUIPMENT CORPORATION	181	B	FOSTER MILLER INC
177	B	DIRECTED TECHNOLOGIES INC	27	B	FOUNDATION HEALTH CORPORATION
373	B	DOSS AVIATION INC	450	B	FRIED D L ASSOCIATES INC
62	N	DRAPER CHARLES STARK LAB INC	74	B	G & F COMPANY
428	B	DRAVO CORPORATION	31	B	G E C PLESSEY ELECTRONIC SYS
254	B	DU PONT E I DE NMOURS COMPANY	397	B	G T E SYLVANIA COM PRODUCTS
352	N	DUKE UNIVERSITY	50	B	GENCORP INC
463	B	DYNAMICS RESEARCH CORPORATION	400	B	GENERAL APPLIED SCIENCE
288	B	DYNACORP	185	B	GENERAL ATOMICS
478	B	DYNACORP APPLIED TECHNOLOGY	6	B	GENERAL DYNAMICS CORPORATION
144	B	DYNETICS INC	99	B	GENERAL DYNAMICS WESTINGHOUSE JV
323	B	E C CORPORATION OF OAK RIDGE	3	B	GENERAL ELECTRIC COMPANY
75	B	E SYSTEMS INC	253	N	GENERAL HOSPITAL CORPORATION
475	B	EAGLE PITCHER INDUSTRIES INC	379	B	GENERAL INSTRUMENT CORP DEL
263	B	EAGLE TECHNOLOGY INC	415	B	GENERAL MGT ASSOCIATES
267	B	EARTH TECHNOLOGY CORP USA	135	B	GENERAL MOTORS CORPORATION
496	B	EASTERN COMPUTERS INC	111	B	GENERAL RESEARCH CORPORATION
430	B	EASTMAN KODAK COMPANY	122	B	GEO CENTERS INC
128	B	EATON CORPORATION	488	B	GEODYNAMICS CORPORATION
293	B	EBASCO SERVICES INCORPORATED	194	N	GEORGIA INSTITUTE TECHNOLOGY
72	B	ECC INTERNATIONAL CORP	96	N	GEORGIA TECH RESEARCH CORP
182	B	ECONOMICS TECHNOLOGY ASSOC	16	B	GRUMMAN AEROSPACE CORPORATION
314	B	EDO CORPORATION	107	B	GRUMMAN DATA SYSTEMS CORP
434	B	EER SYSTEMS CORP	35	B	GTE GOVERNMENT SYSTEMS CORP
372	B	EG&G INC	396	B	GUILD ASSOCIATES INC
353	B	EG&G SPECIAL PROJECTS	92	B	HARRIS CORPORATION
240	B	EG&G WASHINGTON ANALYTICAL SVC	235	B	HARRIS MAGNAVOX SYSTEMS CO JV
410	B	ELECTRO DESIGN MANUFACTURING	441	B	HARRIS SEMICONDUCTOR
285	B	ELECTROMAGNETIC LAUNCH RES	49	B	HARSCO CORPORATION
388	B	ELECTRONIC ASSOCIATES INC	357	N	HARVARD UNIVERSITY

* B = Business Firm
 F = Foreign Contractor
 N = Nonprofit Institution

Table 1. Alphabetical Listing of the Top 500 DOD Prime Contractors for Research, Development, Test, and Evaluation Work: FY 1990

RANK	*	CONTRACTOR	RANK	*	CONTRACTOR
125	B	HAZELTINE CORPORATION	358	B	LOCKHEED ENGINEERING & SCIENCE
44	B	HERCULES INCORPORATED	105	B	LOCKHEED SPACE OPERS CO
202	B	HILION SYSTEMS INC	11	B	LOCKHEED TECHNICAL SERVICES CO
19	B	HONEYWELL INC	169	B	LOCUS INC
427	B	HORIZONS TECHNOLOGY INC	85	B	LOGICON INC
237	N	HUDSON INSTITUTE INC	359	B	LOGISTICS MANAGEMENT ENGRG
86	B	HUGHES AIRCRAFT & RAYTHEON JV	119	N	LOGISTICS MGT INSTITUTE
23	B	HUGHES AIRCRAFT COMPANY	41	B	LORAL CORPORATION
370	F	HUGHES ASSOCIATES INC	216	B	LOS ALAMOS TECHNICAL ASSOC INC
175	B	HUGHES TRAINING SYS INC	28	B	LTV AEROSPACE & DEF CO
291	B	HYDROACOUSTICS INC	147	B	M/A COM LINKABIT INC
481	B	HYPRES INC	261	B	MAC AULAY BROWN INC
55	N	I I T RESEARCH INSTITUTE	472	B	MADEN TECH CONSULTING INC
484	B	I NET INC	56	B	MAGNAVOK GOVT & INDSTR ELCTR
469	B	INFORMIION SYSTEMS NTURKS CORP	198	B	MANTECH INTERNATIONAL CORP
315	B	INFOTEC DEVELOPMENT INC	256	B	MAR INCORPORATED
F	N	INSTITUTE FOR DEF ANALYSES	1	B	MARTIN MARIETTA CORPORATION
148	B	INTEGRATED SYSTEMS ANALYSTS	42	B	MARTIN MARIETTA DIEHL THORN JV
166	B	INTEL CORPORATION	47	B	MARTIN MARIETTA WESTINGHSE JV
467	B	INTERFEROMETRICS INC	207	B	MARVIN ENGINEERING CO INC
114	B	INTERMETRICS INC	12	N	MASSACHUSETTS INST OF TECHNOLOGY
30	B	INTERNATIONAL BUS MCHS CORP	78	B	MAXWELL LABORATORIES INC
393	B	INTERNATIONAL SOFTWARE SYSTEMS	425	N	MAYO FOUNDATION
110	B	INTERSTATE ELECTRONICS CORP	38	B	MCDONNELL DGLS BELL HEL TEX JV
461	B	INTRASPACE CORPORATION	8	B	MCDONNELL DGLS GEN DYNAMCS JV
340	B	IRT CORPORATION	2	B	MCDONNELL DOUGLAS CORPORATION
51	F	ISRAEL AIRCRAFT INDUSTRIES LTD	48	B	MCDONNELL DOUGLAS HLCPTR CO
143	B	ITT & MARTIN MARIETTA JV	395	B	MCDONNELL DOUGLAS INCO INC
69	B	ITT CORPORATION	61	B	MCDONNELL DOUGLAS TRNING SYS
231	B	JASON ASSOCIATES CORPORATION	334	B	MECHANICAL TECHNOLOGY INC
91	B	JAYCOR	331	N	MERCER UNIVERSITY
18	N	JOHNS HOPKINS UNIVERSITY	387	B	MESILLA VALLEY HIGH TECH IND
40	B	JOHNSON CONTROLS INC	222	F	MESSERSCHMITT BOELKOW BLOHM
129	B	KAMAN CORPORATION	474	B	METRICA INC
83	B	KAMAN SCIENCES CORPORATION	432	B	MEIRON INC
443	B	KDI PRECISION PRODUCTS INC	487	N	MICHIGAN TCHNLGICAL UNIVERSITY
116	B	KEARFOIT GUIDANCE NAVIG CORP	292	B	MICRION CORPORATION
371	B	KETRON INC	342	B	MICROCOSM
368	B	KEYSTONE COMPUTER ASSOCIATES	301	B	MICROELECTRONICS
409	B	KNOWLEDGE SYSTEMS CONCEPTS	258	B	MILTOPE CORPORATION
341	B	KOLLMORGEN CORPORATION	179	B	MINNESOTA MIN & MFG COMPANY
384	B	KRUG INTERNATIONAL CORPORATION	93	B	MISSION RESEARCH CORPORATION
232	B	LAWRENCE ASSOCIATES INC	15	N	MITRE CORPORATION
494	B	LEADING SYSTEMS INC	184	B	MODERN TECHNOLOGIES CORP
482	B	LEAR ASTRONICS CORP	81	B	MOTOROLA INC
70	B	LIGHT HELICOPTER TURBINE ENG	459	B	MULTI ELECTRIC MFG INC
178	B	LITTLE ARTHUR D INC	257	B	N K F ENGINEERING INC
22	B	LITTON SYSTEMS INC	212	N	NATIONAL ACADEMY SCIENCES USA
7	B	LOCKHEED CORPORATION	404	B	NATIONS INC
165	B	LOCKHEED ELECTRONICS CO	242	N	NEW MEXICO STATE OF

* B = Business Firm
 F = Foreign Contractor
 N = Nonprofit Institution

Table 1. Alphabetical Listing of the Top 500 DOD Prime Contractors for Research, Development, Test, and Evaluation Work: FY 1990

RANK	*	CONTRACTOR	RANK	*	CONTRACTOR
155	N	NEW MEXICO STATE UNIVERSITY	413	B	RDR INC
112	B	NEWPORT NEWS SHPBLDING DRYDOCK	351	B	REMINGTON ARMS COMPANY INC
64	B	NICHOLS RESEARCH CORPORATION	354	N	RENSSELAER POLYTECHNIC INST
456	B	NORDEN SYSTEMS INC	282	B	RESEARCH ANALYSIS & MAINT
303	N	NORTH CAROLINA STATE UNIV	260	N	RESEARCH TRIANGLE INSTITUTE
13	B	NORTHROP CORPORATION	245	B	RGI INC
498	N	NYSERNET INC	205	N	RIVERSIDE RESEARCH INSTITUTE
417	B	ODETICS INC	10	B	ROCKWELL INTERNATIONAL CORP
424	B	ODYSSEY RESEARCH ASSOCIATES	319	B	ROCKWELL POWER SYSTEMS
374	N	OKLAHOMA STATE UNIVERSITY	204	B	ROHM & HAAS COMPANY
121	B	OLIN CORPORATION	272	N	RUTGERS THE STATE UNIVERSITY
414	B	OPTIC ELECTRONIC CORP	161	B	S F A INC
473	B	OPTIMETRICS INC	246	B	S SYSTEMS CORPORATION
154	B	ORINCON CORPORATION	251	N	SALK INST FOR BLGICAL STUDIES
406	B	ORION INTL TECHNOLOGIES	118	B	SANDERS & AEL JV
490	B	ORION RESEARCH INCORPORATED	104	B	SANDERS ASSOC GEN ELECTRIC JV
317	B	ORLANDO TECHNOLOGY INC	239	B	SANDERS ASSOCIATES INTERNATINL
87	B	OSHKOSH TRUCK CORPORATION	90	B	SCHAFER W J ASSOCIATES INC
218	B	PACER SYSTEMS INC	361	B	SCHWARTZ ELECTRO OPTICS INC
229	B	PACIFIC SIERRA RESEARCH CORP	365	B	SCIENCE & ENGINEERING ASSOC
140	B	PAR TECHNOLOGY CORPORATION	192	B	SCIENCE & TECHNOLOGY CORP
493	B	PARKER KINETIC DESIGN INC	26	B	SCIENCE APPLICATIONS INTL CORP
238	B	PARSONS RALPH M COMPANY THE	287	B	SCIENCE RESEARCH LABORATORY
57	N	PENNSYLVANIA STATE UNIV	228	B	SEMCOR INC
145	B	PERCEPTONICS INC	437	B	SIERRA NEVADA CORPORATION
146	B	PERKIN ELMER CORPORATION	485	B	SIMULATION TECHNOLOGIES INC
280	B	PHOTON RESEARCH ASSOCIATES	326	B	SIPPICAN INC
442	B	PHYSICAL OPTICS CORPORATION	189	B	SMITHS INDUSTRIES INC USA
294	B	PHYSICAL RESEARCH INC	164	B	SOFTTECH INC
471	B	PHYSICAL SCIENCES INC	313	B	SOFTWARE TECHNOLOGY INC
153	B	PHYSICS INTERNATIONAL COMPANY	195	B	SONALYSTS INC
499	B	PLANNING CONSULTANTS INC	286	N	SOUTHEASTN CTR ELECTR ENG ED
127	B	PLANNING RESEARCH CORPORATION	307	N	SOUTHERN METHODIST UNIVERSITY
206	B	PLANNING SYSTEMS INCORPORATED	333	N	SOUTHERN RESEARCH INSTITUTE
337	B	POWER SPECTRA INC	324	B	SOUTHERN RESEARCH TECHNOLOGIES
421	B	PRESEARCH INCORPORATED	243	N	SOUTHWEST RESEARCH INSTITUTE
316	N	PRINCETON UNIVERSITY	176	B	SPACE APPLICATIONS CORPORATION
304	B	PULSE SCIENCES INC	98	B	SPACE DATA CORPORATION
476	N	PURDUE UNIVERSITY	103	B	SPARTA INC
489	B	QUALCOMM INC	160	B	SPARTON CORPORATION
279	B	QUEST RESEARCH CORPORATION	276	B	SPECTRA DIODE LABORATORIES
223	B	QUESTTECH INC	338	B	SPIRE CORPORATION
88	B	R & D ASSOCIATES	80	N	SRI INTERNATIONAL
149	B	R J O ENTERPRISES INC	190	B	SRS TECHNOLOGIES
491	B	RADIX SYSTEMS INC	486	B	STANFORD TELECOMMUNICATIONS
350	B	RAIL COMPANY	109	N	STANFORD UNIVERSITY
67	F	RAM SYS GMBH	367	N	STATE UNIVERSITY OF NEW YORK
46	N	RAND CORPORATION	479	B	STATISTICA INC
5	B	RAYTHEON COMPANY	170	B	STERIMATICS CORPORATION
209	B	RAYTHEON SERVICE COMPANY	174	B	STERLING FEDERAL SYSTEMS INC

* B = Business Firm
 F = Foreign Contractor
 N = Nonprofit Institution

Table 1. Alphabetical Listing of the Top 500 DOD Prime Contractors for Research, Development, Test, and Evaluation Work: FY 1990

RANK	*	CONTRACTOR	RANK	*	CONTRACTOR
477	B	STEWART & STEVENSON SVCS INC	297	N	UNITED STATES DEPT OF COMMERCE
123	B	STRATEGIC ANALYSIS INC	20	B	UNITED TECHNOLOGIES CORP
329	B	SUMARIA SYSTEMS INC	136	B	UNIVERSAL ENERGY SYSTEMS INC
451	B	SUMMA TECHNOLOGY INC	262	B	UNIVERSAL TECHNOLOGY CORP
215	B	SUNDSTRAND CORPORATION	220	N	UNIVERSITY OF ALABAMA
438	B	SUPERCONDUCTOR TECHNOLOGIES	281	N	UNIVERSITY OF ARIZONA
65	B	SVERDRUP TECHNOLOGY INC	77	N	UNIVERSITY OF CALIFORNIA
236	B	SYNDETIX INC	398	N	UNIVERSITY OF CENTRAL FLORIDA
330	B	SYNETICS CORPORATION	411	N	UNIVERSITY OF COLORADO
385	N	SYRACUSE UNIVERSITY	113	N	UNIVERSITY OF DAYTON
95	B	SYSCON CORPORATION	349	N	UNIVERSITY OF FLORIDA
332	B	SYSTEM DEVELOPMENT CORPORATION	172	N	UNIVERSITY OF ILLINOIS
274	B	SYSTEM DYNAMICS INTERNATIONAL	302	N	UNIVERSITY OF LOWELL
138	B	SYSTEM PLANNING CORPORATION	191	N	UNIVERSITY OF MARYLAND
356	B	SYSTEM RESOURCES CORPORATION	308	N	UNIVERSITY OF MASSACHUSETTS
403	B	SYSTEMS & ELECTRONICS INC	248	N	UNIVERSITY OF MICHIGAN
422	B	SYSTEMS & LOGISTICS CORP	221	N	UNIVERSITY OF MINNESOTA
249	B	SYSTEMS ENGRG & MGT ASSOC	230	N	UNIVERSITY OF PENNSYLVANIA
196	B	SYSTEMS EXPLORATION INC	186	N	UNIVERSITY OF PITTSBURGH
283	B	SYSTEMS PLANNING & ANALYSIS	327	N	UNIVERSITY OF ROCHESTER
412	B	SYSTEMS RES APPLICATIONS CORP	89	N	UNIVERSITY OF STHERN CLFORNIA
151	B	SYSTEMS RESEARCH LABORATORIES	71	N	UNIVERSITY OF TEXAS SYSTEM
171	F	TADIRAN ELECTRONIC INDUSTRIES	378	N	UNIVERSITY OF UTAH
453	B	TECHNICAL & MGT SVCS CORP	364	N	UNIVERSITY OF VIRGINIA
431	B	TECHNOLOGY DEVELOPMENT CORP	97	N	UNIVERSITY OF WASHINGTON
299	B	TECOLOTE RESEARCH INC	347	N	UNIVERSITY OF WSCONSIN SYSTEM
426	B	TELECOMMUNICATION SCIENCE ASSOC	439	N	UNIVERSITY RESEARCH FOUNDATION
36	B	TELEDYNE INDUSTRIES INC	480	B	USER TECHNOLOGY ASSOCIATES
244	B	TELEPHONICS CORPORATION	73	N	UTAH STATE UNIVERSITY
407	B	TETRA TECH INC	405	N	VANDERBILT UNIVERSITY THE
33	B	TEXAS INSTRUMENTS INCORPORATED	306	B	VARIAN ASSOCIATES INC
335	B	TEXAS INSTRUMENTS WESTINGHSE JV	269	B	VECTOR RESEARCH COMPANY INC
495	B	TEXTRON INC	227	B	VEDA INCORPORATED
366	B	THERMO ELECTRON TECH CORP	325	B	VEDA INTERNATIONAL INC
278	B	THINKING MACHINES CORPORATION	363	N	VIRGINIA PLYTCHNIC INST ST UNI
126	B	THIOKOL CORPORATION	139	B	VITRO CORPORATION
68	B	TI & MARTIN AAWS M JV	187	B	VITRONICS INC
224	B	TIBURON SYSTEMS INC	275	B	VSE CORPORATION
339	B	TITAN SYSTEMS INC	418	B	WAGNER DANIEL H ASSOCIATES
391	B	TRACOR AEROSPACE INC	312	B	WALLACE & CO
132	B	TRACOR APPLIED SCIENCES INC	435	B	WEIDLINGER ASSOCIATES INC
497	B	TREMETRICS INC	233	B	WESTERN INSTRUMENT CORPORATION
117	N	TRIDENT TECHNICAL COLLEGE	309	B	WESTERN RESEARCH CORPORATION
462	B	TRUAX ENGINEERING	4	B	WESTINGHOUSE ELECTRIC CORP
408	B	TRUSTED INFORMATION SYSTEMS	369	B	WILLIAMS INTERNATIONAL CORP
9	B	TRW INC	213	N	WOODS HOLE OCNRPIC INSTUTE
247	B	UNION CORPORATION	389	B	WYLE LABORATORIES
79	B	UNISYS CORPORATION	211	B	XEROX CORPORATION
250	B	UNITED INTERNATIONAL ENGRG	284	B	XONTECH INC
159	F	UNITED KINGDOM MINISTRY OF DEF	271	B	ZYCAD CORPORATION

* B = Business Firm
 F = Foreign Contractor
 N = Nonprofit Institution

Table 2. Net Value of DOD Prime Contract Awards Over \$25,000 for RDT&E to Business Firms: FY 1990

Rank	Name of Contractor Location of Work	Thousands of Dollars	Rank	Name of Contractor Location of Work	Thousands of Dollars
1	MARTIN MARIETTA CORPORATION	2,014,877 *		WESTINGHOUSE ELECTRIC CORP	
	Sacramento California	3,555		Melville New York	226
	Vandenberg AFB California	1,772-		Cleveland Ohio	119,494
	Denver Colorado	1,870,135		Philadelphia Penn	65
	Englewood Colorado	154		Pittsburgh Penn	8,024
	Littleton Colorado	20,914		West Mifflin Penn	254,490
	Waterton Colorado	700	5	RAYTHEON COMPANY	661,934 *
	Washington D.C.	105		Goleta California	7,690
	Ft Walton Bech Florida	78		Oxnard California	109
	Orlando Florida	103,780		Cockeysville Maryland	99
	Baltimore Maryland	9,079		Andover Mass	28,323
	Bethesda Maryland	3,938		Attleboro Mass	1,040
	Glen Burnie Maryland	2,743		Bedford Mass	161,014
	Middle River Maryland	262		Boston Mass	200
	Bellevue Nebraska	199		Lexington Mass	2,155
	Albuquerque New Mexico	100-		Lowell Mass	584
	Kirtland AFB New Mexico	758		Marlborough Mass	151,683
	Rome New York	170		Norwood Mass	708
	Fairfax Virginia	122		Quincy Mass	368
	GERMANY F	57		Sudbury Mass	114,055
2	MCDONNELL DOUGLAS CORPORATION	1,553,975 *		Tewksbury Mass	2,455
	Huntsville Alabama	430		Waltham Mass	1,458
	Mesa Arizona	1,752		Wayland Mass	178,122
	Huntington Bch California	222,193		West Andover Mass	6,917
	Long Beach California	953,693		Westwood Mass	108
	San Bernardino California	3,900		Melville New York	642
	Vandenberg AFB California	186		Waterville New York	907
	Amity Colorado	35,953		Portsmouth Rhode Isld	3,067
	Tampa Florida	1,163		Bristol Tennessee	230
	Wichita Kansas	1,585	6	GENERAL DYNAMICS CORPORATION	609,308 *
	St Louis Missouri	332,706		Camden Arkansas	3,850
	San Antonio Texas	265		Ontario California	78,542
	ISRAEL	149		Pomona California	13,682
3	GENERAL ELECTRIC COMPANY	818,211 *		Rancho Cucamong California	955
	Huntsville Alabama	45,659		San Diego California	127,208
	Williams AFB Arizona	4,870		Groton Conn	52,895
	San Diego California	1,200		Sterling Hghts Michigan	193,872
	Daytona Beach Florida	593-		Warren Michigan	2,216
	Melbourne Florida	416		St Louis Missouri	1,882
	Mount Carmel Maryland	3,950		Newport Rhode Isld	510
	Burlington Mass	2,462		Fort Worth Texas	130,563
	Fitchburg Mass	14,150		Harlingen Texas	1,179
	Lynn Mass	34,640		Arlington Virginia	1,954
	Pittsfield Mass	4,470	7	LOCKHEED CORPORATION	582,655 *
	Camden New Jersey	20,391		Burbank California	389,753
	Chelsea New Jersey	54		Palmdale California	153,554
	Cherry Hill New Jersey	118		Saugus Bouquet California	3,408
	Moorestown Len New Jersey	33,924		Marietta Georgia	21,231
	Princeton New Jersey	38,887		Manchester N.H.	5,824
	White Sands Ms New Mexico	230		Merrimack N.H.	59
	Cheektowaga New York	78-		Nashua N.H.	8,826
	Hauppauge New York	47	8	MCDONNELL DGLS GEN DYNAMCS JV	555,000 *
	New York New York	152		St Louis Missouri	555,000
	Schenectady New York	110,421	9	TRW INC	534,443 *
	Syracuse New York	48,076		Huntsville Alabama	8,851
	Utica New York	90,253		Los Angeles California	347
	Cincinnati Ohio	234,057		Redondo Beach California	276,303
	King of Prussi Penn	4,112		San Bernardino California	168,747
	Philadelphia Penn	91,665		San Diego California	16,793
	Warminster Penn	1,441		Colorado Sprng Colorado	21,931
	Burlington Vermont	6,444		New London Conn	669
	Wallops Flight Virginia	900		Cape Canaveral Florida	666-
	Yona Marshall I	25,893		Albuquerque New Mexico	184
4	WESTINGHOUSE ELECTRIC CORP	687,525 *		Beavercreek Ohio	6,167
	San Diego California	432		Dayton Ohio	24,833
	Sunnyvale California	179,391		Wright Patters Ohio	400
	Washington D.C.	60		Arlington Virginia	1,249
	Annapolis Maryland	154		Fairfax Virginia	8,635
	Baltimore Maryland	121,879			
	Linthicum Maryland	3,030			
	Mondawmin Shop Maryland	54			
	Silver Spring Maryland	226			

- = Minus Amount (Cancellations Exceed New Awards)
S = Small Business

Table 2. Net Value of DOD Prime Contract Awards Over \$25,000 for RDT&E to Business Firms: FY 1990

Rank	Name of Contractor Location of Work	Thousands of Dollars	Rank	Name of Contractor Location of Work	Thousands of Dollars
10	ROCKWELL INTERNATIONAL CORP	522,489 *	20	UNITED TECHNOLOGIES CORP	333,237 *
	Anaheim California	71,826		San Diego California	685
	Downey California	49,055		San Jose California	4,321
	Los Angeles California	189,638		Sunnyvale California	161
	Newport Beach California	1,500		East Hartford Conn	11,361
	San Bernardino California	157,961		East Hartland Conn	128
	Santa Barbara California	907		Stratford Conn	22,421
	Seal Beach California	22,186		Windsor Locke Conn	1,989
	Thousand Oaks California	10,543		Flora Florida	280
	Colorado Sprng Colorado	1,100		West Palm Bech Florida	291,186
	Duluth Georgia	10,550		Dayton Ohio	705
	Cedar Rapids Iowa	34	21	BOEING AEROSPACE & ELECTRONICS	319,189 *
	Albuquerque New Mexico	4,025		Huntsville Alabama	38,421
	Kirtland AFB New Mexico	815		Kent Washington	42,445
	Tulsa Oklahoma	1,465		Seattle Washington	238,323
	Warminster Penn	365	22	LITTON SYSTEMS INC	281,294 *
	Richardson Texas	519		Tempe Arizona	65
11	LOCKHEED TECHNICAL SERVICES CO	490,640 *		Los Angeles California	61,529
	Huntsville Alabama	1,666		San Carlos California	99
	Palo Alto California	17,807		San Jose California	665
	Sunnyvale California	462,108		Sunnyvale California	8,053
	Mercury Nevada	1,100		Woodland California	2,795
	Albuquerque New Mexico	3,206		Colorado Sprng Colorado	203,524
	Austin Texas	4,753		South Windsor Conn	27
13	NORTHROP CORPORATION	424,574 *		Apopka Florida	113
	Hawthorne California	16,160		Orlando Florida	422
	Palmdale California	380,744		Atlanta Georgia	100
	Palos Verdes P California	105		Davenport Iowa	351
	Pico Rivera California	1,251		Lexington Mass	2,704
	Rolling Hills California	1,926		Morris Plains New Jersey	290
	Thousand Oaks California	3,670		Melville New York	449
	Rantoul Illinois	45		Williamsport Penn	109
	Rolling Meadow Illinois	20,673		Houston Texas	90
16	GRUMMAN AEROSPACE CORPORATION	394,718 *		Salt Lake City Utah	91-
	Edwards AFB California	1,163	23	HUGHES AIRCRAFT COMPANY	254,776 *
	Melbourne Florida	79		Huntsville Alabama	13,200
	Bethpage New York	389,591		Tucson Arizona	978
	Great River New York	3,885		Buena Park California	2,582
17	BOEING COMPANY THE	376,942 *		Carlsbad California	1,396
	Huntsville Alabama	62,096		El Segundo California	64,344
	Los Angeles California	233		Fullerton California	27,366
	Wichita Kansas	3,377		Goleta California	31,370
	Philadelphia Penn	1,034		Long Beach California	6,455
	Houston Texas	36		Los Angeles California	76,487
	Kent Washington	12,912		Malibu California	5,455
	Seattle Washington	297,254		Newport Beach California	1,550
19	HONEYWELL INC	344,483 *		San Diego California	3,500
	Glendale Arizona	1,954		Torrance California	2,702
	Phoenix Arizona	1,269		West Covina California	609
	San Diego California	3,907		Minneapolis Minnesota	2,744
	Clearwater Florida	24,108		Albuquerque New Mexico	13,405
	St Petersburg Florida	7,110		Middletown Rhode Isl	633
	Bloomington Minnesota	4,507	24	FORD AEROSPACE CORPORATION	223,314 *
	Brooklyn Park Minnesota	6,633		El Monte California	333
	Edina Minnesota	5,577		Newport Beach California	36,158
	Golden Valley Minnesota	75		Palo Alto California	1,117
	Hopkins Minnesota	185,594		San Jose California	85,964
	Minneapolis Minnesota	20,999		Colorado Sprng Colorado	91,370
	Minnetonka Minnesota	69,525		Leavenworth Kansas	8,372
	New Brighton Minnesota	172	25	AEROJET	212,645 *
	New Hope Minnesota	113		Azusa California	139,557
	Plymouth Minnesota	5,070		Downey California	33,712
	Albuquerque New Mexico	6,120		Nimbus California	903
	Horsham Penn	812		Sacramento California	38,403
	Arlington Virginia	532		Jonesboro Tennessee	70
	Everett Washington	406			

- = Minus Amount (Cancellations Exceed New Awards)
S = Small Business

**Table 2. Net Value of DOD Prime Contract Awards Over \$25,000
for RDT&E to Business Firms: FY 1990**

Rank	Name of Contractor Location of Work	Thousands of Dollars	Rank	Name of Contractor Location of Work	Thousands of Dollars
26	SCIENCE APPLICATIONS INTL CORP Huntsville Alabama Tucson Arizona Hermosa Beach California Los Angeles California Placentia California San Diego California Santa Ana California Santa Clara California Santa Monica California Torrance California Englewood Colorado Washington D.C. Clearwater Florida Orlando Florida Honolulu Hawaii Stow Mass Las Vegas Nevada Albuquerque New Mexico Dayton Ohio Wright Patters Ohio Ft Washington Penn Wayne Penn Alexandria Virginia Arlington Virginia Falls Church Virginia McLean Virginia Reston Virginia Vienna Virginia	181,237 * 3,997 2,452 1,988 80 1,639 84,850 329 377 100 6,201 96 1,716 929 91 649 51 56 7,934 6,458 1,051 579 33 2,620 2,962 4,635 46,058 139 3,167	33	TEXAS INSTRUMENTS INCORPORATED Colorado Sprng Colorado Dallas Texas Lewisville Texas McKinney Texas Plano Texas	111,078 * 21,574 67,812 19,186 289- 2,795
			34	AT&T TECHNOLOGIES INC Norcross Georgia Lincoln Nebraska Eatontown New Jersey Hopewell New Jersey New Providence New Jersey Whippany New Jersey Greensboro N Carolina McLeansville N Carolina Allentown Beth Penn Reading Penn	107,173 * 145 35 243 202 1,161 5,937 92,497 184 2,521 4,248
			35	GTE GOVERNMENT SYSTEMS CORP Mountain View California San Diego California Colorado Sprng Colorado Rockville Maryland Billerica Mass Needham Mass Waltham Mass Westborough Mass Yona Marshall I	105,184 * 5,428 54- 26 554 10,286 45,594 150 27,197 16,003
27	FOUNDATION HEALTH CORPORATION Sacramento California	165,140 * 165,140	36	TELEDYNE INDUSTRIES INC Huntsville Alabama Mobile Alabama Palo Alto California San Diego California Santa Clara California Torrance California Lutherville Maryland Muskegon Michigan Toledo Ohio Garland Texas Alexandria Virginia	104,283 * 72,151 118 50 20,219 4,061 120 48 3,805 2,938 65 708
28	LTV AEROSPACE & DEF CO Billerica Mass Buffalo New York Dallas Texas Grand Prairie Texas	163,678 * 112 1,490 134,299 27,777	37	BOEING CO & SIKORSKY ACFT JV Philadelphia Penn	103,874 * 103,874
29	BOEING COMPUTER SUPPORT SVCS Renton Washington Seattle Washington	153,647 * 150 153,497	38	MCDONNELL DGLS BELL HEL TEX JV Mesa Arizona	103,568 * 103,568
30	INTERNATIONAL BUS MCHS CORP San Jose California Boulder Colorado Washington D.C. Eglin AFB Florida Honolulu Hawaii Gaithersburg Maryland Nutley New Jersey Owego New York Yorktown Heigh New York Manassas Virginia	128,415 * 577 26,855 5,013 829 57 9,164 257 18,782 1,053 65,818	39	BOLI BERANEK & NEWMAN INC Los Angeles California San Diego California New London Conn Cambridge Mass	95,663 * 907 268 234 94,254
31	G E C PLESSEY ELECTRONIC SYS Little Falls New Jersey Wayne New Jersey	123,523 * 118,742 4,781	40	JOHNSON CONTROLS INC Mercury Nevada Yona Marshall I	94,068 * 524 93,544
32	ALLIED SIGNAL AEROSPACE CO Phoenix Arizona Tempe Arizona Los Angeles California Torrance California Washington D.C. South Bend Indiana Baltimore Maryland Cloverlea Maryland Columbia Maryland Landover Maryland St Inigoees Maryland Towson Maryland Mercury Nevada	116,482 * 6,679 365 1,040 9,704 652 114 49,418 576 40,561 80 2,383 2,200 2,710	41	LORAL CORPORATION Litchfield Par Arizona City of Indust California Menlo Park California Milpitas California Pasadena California Pomona California Sarasota Florida Lexington Mass Wilmington Mass New York New York Syosset New York Akron Ohio Archbald Penn	90,087 * 5,097 81 88 2,352 5,253 1,516 58 30,800 135 9,916 15,964 13,159 5,668

- = Minus Amount (Cancellations Exceed New Awards)
S = Small Business

Table 2. Net Value of DOD Prime Contract Awards Over \$25,000 for RDT&E to Business Firms: FY 1990

Rank	Name of Contractor	Location of Work	Thousands of Dollars	Rank	Name of Contractor	Location of Work	Thousands of Dollars
42	MARTIN MARIETTA DIEHL THORN JV	Orlando Florida	89,415 * 89,415		COMPUTER SCIENCES CORPORATION	Warminster Penn	187
43	CALSPAN CORPORATION	Tucson Arizona	88,716 * 134		Dahlgren Virginia		7,470
		Los Angeles California	77	54	FMC CORPORATION	Falls Church Virginia	7,625
		Palo Alto California	55		Anniston Alabama		64,648 *
		Pasadena California	90		San Jose California		1,052
		Redondo Beach California	53		Santa Clara California		35,324
		Melbourne Florida	50		Minneapolis Minnesota		18,482
		Potomac Maryland	75		Great Neck New York		9,876
		Bedford Mass	45	56	MAGNAVOX GOVT & INDSTRIL ELCTR		86-
		Bourne Mass	60		Torrance California		61,762 *
		Lexington Mass	100		Fort Wayne Indiana		718
		Princeton New Jersey	80		Mahwah New Jersey		59,630
		Buffalo New York	26,001		Ashburn Virginia		1,339
		Ithaca New York	100	58	ANALYTIC SCIENCE CORP THE		75
		Rochester New York	171		Ft Walton Bch Florida		61,068 *
		Springville New York	26		Patrick AFB Florida		4,943
		Syracuse New York	47		Reading Mass		1,999
		Utica New York	31		Fairborn Ohio		47,768
		Dayton Ohio	118	59	AVCO CORPORATION		6,358
		Norristown Penn	70		Petaluma California		60,096 *
		Philadelphia Penn	117		Stratford Conn		1,470
		Arnold AFS Tennessee	61,116		Ft Walton Bch Florida		11,859
		Reston Virginia	100		Athens Louisiana		129
44	HERCULES INCORPORATED	Clearwater Florida	82,090 * 7,894		Lowell Mass		36-
		Cumberland Maryland	9,215		Wilmington Mass		942
		Succasunna Ken New Jersey	50		UNITED KIN		44,632
		Magna Utah	37,851				1,100
		Rocket Center W Virginia	27,080	61	MCDONNELL DOUGLAS TRNING SYS	Norman Oklahoma	59,866 * 59,866
45	AMERICAN TELE & TELG COMPANY	New Providence New Jersey	80,648 * 200	64	NICHOLS RESEARCH CORPORATION	Huntsville Alabama	56,656 * 53,744
		Albuquerque New Mexico	100		Huntsville Alabama		1,495
		Greensboro N Carolina	80,348		Albuquerque New Mexico		31
47	MARTIN MARIETTA WESTINGHSE JV	Orlando Florida	72,430 * 72,430		White Sands Ms New Mexico		887
48	MCDONNELL DOUGLAS HLCPTR CO	Mesa Arizona	70,979 * 70,979		Dayton Ohio		499
49	HARSCO CORPORATION	Yoe Penn	70,462 * 125	65	SVERDRUP TECHNOLOGY INC	Wright Patters Ohio	55,609 * 2,118
		York Penn	70,337		Arnold AFS Tennessee		52,510
50	GENCORP INC	Sacramento California	70,087 * 69,788		Tullahoma Tennessee		981
		Ft Walton Bch Florida	299	66	COLLINS INTERNATIONAL SVC CO	Cedar Rapids Iowa	52,841 * 37,132
52	BDM INTERNATIONAL INC	Huntsville Alabama	68,769 * 12,960		Richardson Texas		15,709
		Monterey California	240	68	TI & MARTIN AAWS M JV	Denton Texas	49,506 * 49,506
		Redlands California	325	69	IIT CORPORATION	Los Angeles California	49,156 * 506
		Eglin AFB Florida	1,836		Fort Wayne Indiana		12,459
		Tyndall AFB Florida	266		Clifton New Jersey		828
		Columbia Maryland	123		Nutley New Jersey		34,120
		Albuquerque New Mexico	10,159		Wright Patters Ohio		687
		Kirtland AFB New Mexico	1,295		Easton Penn		318
		Arlington Virginia	540		KOREA REP		238
		McLean Virginia	40,243	70	LIGHT HELICOPTER TURBINE ENG	St Louis Missouri	49,122 * 49,122
		Norfolk Virginia	782	72	ECC INTERNATIONAL CORP	Orlando Florida	47,446 * 47,446
53	COMPUTER SCIENCES CORPORATION	Huntsville Alabama	65,455 * 6,665				
		Camarillo California	9,579				
		San Diego California	7,681				
		Ft Walton Bch Florida	2,158				
		Moorestown Len New Jersey	15,366				
		Oceanport New Jersey	274				
		Albuquerque New Mexico	7,850				
		East Norriton Penn	600				

- = Minus Amount (Cancellations Exceed New Awards)
S = Small Business

Table 2. Net Value of DOD Prime Contract Awards Over \$25,000 for RDT&E to Business Firms: FY 1990

Rank	Name of Contractor Location of Work	Thousands of Dollars	Rank	Name of Contractor Location of Work	Thousands of Dollars
74	G & F COMPANY Santa Clara California	43,267 * 43,267	90	SCHAFFER W J ASSOCIATES INC Huntsville Alabama Chelmsford Mass Wakefield Mass Arlington Virginia	30,700 * 356 27,839 345 2,160
75	E SYSTEMS INC St Petersburg Florida Dallas Texas Garland Texas Greenville Texas Salt Lake City Utah Vienna Virginia	41,542 * 30,441 2,605 200 7,916 177 203	91	JAYCOR San Diego California Washington D.C. Edgewood Arsen Maryland Vicksburg Miss Fairborn Ohio Vienna Virginia	30,214 * 24,162 255 74 55 3,164 2,504
76	CONTROL DATA CORPORATION Bethesda Maryland Minneapolis Minnesota Yona Marshall I	41,520 * 89 41,467 36-	92	HARRIS CORPORATION Melbourne Florida Orlando Florida Palm Bay Florida Omaha Nebraska Rochester New York Syosset New York	29,978 * 18,594 2,478 3,648 1,751 2,007 1,500
78	MAXWELL LABORATORIES INC Placentia California San Diego California Albuquerque New Mexico Alexandria Virginia	38,964 * 47 38,163 586 168	93	MISSION RESEARCH CORPORATION S Santa Barbara California Washington D.C. Nashua N.H. Albuquerque New Mexico Los Alamos New Mexico Dayton Ohio Newington Virginia	28,847 * 20,665 252 2,459 5,102 91 141 137
79	UNISYS CORPORATION Glendale Arizona San Diego California Clearwater Florida St Paul Minnesota Eatontown New Jersey Great Neck New York Dayton Ohio Trevose Penn Salt Lake City Utah Dahlgren Virginia McLean Virginia Reston Virginia	37,215 * 64 2,184 2,933 19,516 1,083 1,654- 831 1,416 2,217 1,371 1,298 5,956	94	ATLANTIC RESEARCH CORPORATION Canden Arkansas Los Angeles California Menlo Park California Rockville Maryland Severna Park Maryland Shrewsbury New Jersey Rome New York Syracuse New York Dayton Ohio Fairborn Ohio Philadelphia Penn Warminster Penn Alexandria Virginia Fredericksburg Virginia Gainesville Virginia	28,185 * 918 638 950 5,510 1,115 2,963 2,066 392 510 845 1,263 30 624 3,697 6,664
81	MOTOROLA INC Scottsdale Arizona	36,497 * 36,497	95	SYSCON CORPORATION San Diego California New London Conn Washington D.C. Middletown Rhode Isld Dahlgren Virginia	27,911 * 4,041 699 2,865 405 19,901
82	ESL INCORPORATED Sunnyvale California	35,697 * 35,697	98	SPACE DATA CORPORATION S Chandler Arizona Tempe Arizona	26,540 * 16,020 10,520
83	KAMAN SCIENCES CORPORATION Huntsville Alabama Santa Barbara California Colorado Sprng Colorado Burlington Mass Albuquerque New Mexico Utica New York	34,910 * 2,930 4,305 23,332 337 2,133 1,873	99	GENERAL DYNAMICS WESTINGHSE JV Pomona California	26,500 * 26,500
85	LOGICON INC Los Angeles California San Diego California San Pedro Hill California Wright Patters Ohio	31,799 * 20,175 1,503 873 9,248	101	BOOZ ALLEN & HAMILTON INC Huntsville Alabama Augusta Maryland Bethesda Maryland Tinton Falls New Jersey Albuquerque New Mexico Fort Worth Texas Arlington Virginia	26,150 * 1,607 220 21,739 1,559 555 199 271
86	HUGHES AIRCRAFT & RAYTHEON JV Los Angeles California	31,500 * 31,500			
87	OSHKOSH TRUCK CORPORATION Oshkosh Wisconsin	31,047 * 31,047			
88	R & D ASSOCIATES Concord California Los Angeles California Marina del Ray California Colorado Sprng Colorado Albuquerque New Mexico Kirtland AFB New Mexico Alexandria Virginia Arlington Virginia GERMANY F	31,038 * 105 43 15,732 200 6,070 5,983 749 50 2,106			

- = Minus Amount (Cancellations Exceed New Awards)
S = Small Business

Table 2. Net Value of DOD Prime Contract Awards Over \$25,000 for RDT&E to Business Firms: FY 1990

Rank	Name of Contractor	Location of Work	Thousands of Dollars	Rank	Name of Contractor	Location of Work	Thousands of Dollars
102	BALL CORPORATION		25,441 *	116	KEARFOOT GUIDANCE NAVIG CORP		21,395 *
	Anaheim	California	229		Little Falls	New Jersey	21,202
	San Diego	California	6,338		Wayne	New Jersey	193
	Boulder	Colorado	15,202	118	SANDERS & AEL JV		20,869 *
	Broomfield	Colorado	586		Hudson	N.H.	20,869
	Albuquerque	New Mexico	585	120	C A E INDUSTRIES LTD		20,048 *
	Kirtland AFB	New Mexico	578		Luke Air Force	Arizona	650
	Fairborn	Ohio	244		Williams AFB	Arizona	92
	Wright Patters	Ohio	1,506		Jacksonville	Arkansas	2,430
	Bergstrom AFB	Texas	173		Silver Spring	Maryland	15,150
103	SPARTA INC		S 25,074 *		Dallas Ft Wort	Texas	131
	Huntsville	Alabama	4,442		Houston	Texas	724
	Del Mar	California	419		Alexandria	Virginia	871
	Edwards AFB	California	3,432	121	OLIN CORPORATION		19,380 *
	Laguna Hills	California	7,692		Stamford	Conn	94
	San Diego	California	7,289		St Petersburg	Florida	6,678
	Columbia	Maryland	49		East Alton	Illinois	9,051
	Lexington	Mass	203		Marion	Illinois	198
	McLean	Virginia	1,548		Red Lion	Penn	84
104	SANDERS ASSOC GEN ELECTRIC JV		24,899 *		Charleston	Tennessee	3,275
	Nashua	N.H.	24,899	122	GEO CENTERS INC		S 19,268 *
105	LOCKHEED SPACE OPERS CO		24,559 *		Washington	D.C.	6,592
	Titusville	Florida	24,559		Edgewood Arsen	Maryland	280
106	COLSA INC		S 24,443 *		Natick Resch	Mass	2,505
	Huntsville	Alabama	24,236		Newton	Mass	9,778
	El Paso	Texas	207		Watertown	Mass	28
107	GRUMMAN DATA SYSTEMS CORP		23,727 *		Picatunny Arse	New Jersey	85
	Bethpage	New York	4,000	123	STRATEGIC ANALYSIS INC		S 18,999 *
	Woodbury	New York	832		Arlington	Virginia	18,999
	McLean	Virginia	18,895	124	A A I CORPORATION		18,793 *
108	ELECTROSPACE SYSTEMS INC		23,473 *		Cockeysville	Maryland	18,793
	San Diego	California	644	125	HAZELTINE CORPORATION		18,645 *
	Eglin AFB	Florida	968		Anaheim	California	101
	Dayton	Ohio	2,418		San Diego	California	65
	Richardson	Texas	1,667		Braintree	Mass	9,870
	Waco	Texas	13,728		Greenlawn	New York	8,359
	Alexandria	Virginia	2,945		Huntington	New York	250
	Arlington	Virginia	1,103	126	THIOKOL CORPORATION		18,477 *
110	INTERSTATE ELECTRONICS CORP		22,741 *		Huntsville	Alabama	6,355
	Anaheim	California	22,741		Elkton	Maryland	2,698
111	GENERAL RESEARCH CORPORATION		22,593 *		Brigham City	Utah	9,424
	Huntsville	Alabama	10,348	127	PLANNING RESEARCH CORPORATION		18,405 *
	Santa Barbara	California	9,896		Hickam AFB	Hawaii	3,354
	Arlington	Virginia	300		Offutt AFB	Nebraska	5,644
	McLean	Virginia	639		Philadelphia	Penn	767
	Vienna	Virginia	1,410		McLean	Virginia	8,640
112	NEWPORT NEWS SHPBLDING DRYDOCK		22,574 *	128	EATON CORPORATION		18,219 *
	Newport News	Virginia	22,574		Deer Park	New York	16,463
114	INTERMETRICS INC		21,699 *		Melville	New York	1,756
	Huntington Bch	California	2,638	129	KAMAN CORPORATION		17,760 *
	Cambridge	Mass	2,021		Bloomfield	Conn	17,760
	Oceanport	New Jersey	7,075	130	AVCO RESEARCH LABORATORY INC		16,679 *
	Dayton	Ohio	1,367		Puunene	Hawaii	7,940
	Warminster	Penn	8,598		Everett	Mass	8,739
115	CONTEL FEDERAL SYSTEMS INC		21,513 *	131	CUMMINS ENGINE COMPANY INC		16,677 *
	San Diego	California	354		Columbus	Indiana	16,677
	Thousand Oaks	California	244				
	Westlake Villa	California	200				
	Washington	D.C.	1,311				
	Gaithersburg	Maryland	15,184				
	Shrewsbury	New Jersey	550				
	Fairfax	Virginia	3,670				

- = Minus Amount (Cancellations Exceed New Awards)
S = Small Business

**Table 2. Net Value of DOD Prime Contract Awards Over \$25,000
for RDT&E to Business Firms: FY 1990**

Rank	Name of Contractor Location of Work	Thousands of Dollars	Rank	Name of Contractor Location of Work	Thousands of Dollars
132	TRACOR APPLIED SCIENCES INC San Diego California Groton Conn New London Conn Austin Texas San Antonio Texas	16,324 * 606 648 1,023 13,097 950	143	ITI & MARTIN MARIEITA JV Orlando Florida	15,302 * 15,302
133	CADILLAC GAGE TEXTRON INC Aberdeen Maryland Warren Michigan	16,123 * 123 16,000	144	DYNETICS INC Huntsville Alabama	S 15,219 * 15,219
134	ADVANCED TECHNOLOGY INC Camarillo California San Diego California Albuquerque New Mexico Arlington Virginia Dahlgren Virginia Reston Virginia	16,086 * 75 762 2,383 64 1,662 11,140	145	PERCEPTRONICS INC Los Angeles California Woodland California	S 15,042 * 463 14,579
135	GENERAL MOTORS CORPORATION Indianapolis Indiana Warren Michigan	16,063 * 15,906 157	146	PERKIN ELMER CORPORATION Hayward California Danbury Conn Norwalk Conn Wilton Conn	15,039 * 1,050 9,963 3,328 698
136	UNIVERSAL ENERGY SYSTEMS INC Dayton Ohio Wright Patters Ohio	S 15,829 * 15,677 152	147	M/A COM LINKABIT INC San Diego California Vienna Virginia	14,850 * 14,677 173
137	CHAMBERLAIN MANUFACTURING CORP Niles Illinois North Aurora Illinois Waterloo Iowa Saco Maine Bethesda Maryland Cockeysville Maryland	15,759 * 110 120 9,837 444 4,598 650	148	INTEGRATED SYSTEMS ANALYSTS San Diego California Arlington Virginia Merrifield Virginia	S 14,455 * 5,687 7,093 1,675
138	SYSTEM PLANNING CORPORATION San Diego California Santa Cruz California Patuxent River Maryland Arlington Virginia	15,559 * 115 438 75 14,931	149	R J O ENTERPRISES INC Lanham Maryland Dayton Ohio	S 14,117 * 12,623 1,494
139	VITRO CORPORATION Bath Maine Bethesda Maryland Silver Spring Maryland Warminster Penn Dahlgren Virginia	15,506 * 31- 632 9,523 722 4,660	151	SYSTEMS RESEARCH LABORATORIES Dayton Ohio Wright Patters Ohio San Antonio Texas	13,717 * 3,789 9,062 866
140	PAR TECHNOLOGY CORPORATION Palo Alto California Redondo Beach California Santa Monica California Colorado Sprng Colorado Trumbull Conn Washington D.C. Cabin John Bro Maryland Omaha Nebraska Bethpage New York New Hartford New York Rome New York Syracuse New York Utica New York	15,448 * 79 138 285 4,145 252 395 220 437 350 6,595 1,226 1,218 108	152	ASSURANCE TECHNOLOGY CORP Melbourne Florida Carlisle Mass Chelmsford Mass	S 13,666 * 300 9,877 3,489
141	ASTRO VALCOUR INC Princeton New Jersey	15,410 * 15,410	153	PHYSICS INTERNATIONAL COMPANY San Leandro California Andover Mass	13,666 * 13,413 253
142	ARINC RESEARCH CORPORATION San Diego California Annapolis Maryland Dayton Ohio	15,325 * 10,690 3,157 1,478	154	ORINCON CORPORATION Placentia California San Diego California	S 13,571 * 108 13,463
			156	ACUREX CORPORATION Mountain View California Dayton Ohio Wright Patters Ohio	13,465 * 10,026 2,417 1,022
			158	ANALYSIS & TECHNOLOGY INC New London Conn New London Nav Conn N Stonington Conn Panama City Be Florida Chesapeake Virginia	13,054 * 3,618 589 4,990 3,425 432
			160	SPARTON CORPORATION Fort Wayne Indiana Jackson Michigan	12,809 * 4,808 8,001
			161	S F A INC Washington D.C. Bethesda Maryland Landover Maryland	S 12,783 * 8,951 132 3,700
			162	FIBERTEK INC Herndon Virginia	S 12,394 * 12,394

- = Minus Amount (Cancellations Exceed New Awards)
S = Small Business

**Table 2. Net Value of DOD Prime Contract Awards Over \$25,000
for RDT&E to Business Firms: FY 1990**

Rank	Name of Contractor	Location of Work	Thousands of Dollars	Rank	Name of Contractor	Location of Work	Thousands of Dollars
163	CBI NA CON INC	Memphis Tennessee	12,246 *	184	MODERN TECHNOLOGIES CORP	Oceanport New Jersey	9,703 *
			12,246			Dayton Ohio	35
164	SOFTECH INC	San Diego California	12,015 *			San Antonio Texas	7,622
		Waltham Mass	2,825				2,046
		Fairborn Ohio	441	185	GENERAL ATOMICS	San Diego California	9,663 *
		Houston Texas	650			Middletown Rhode Isld	9,419
		Alexandria Virginia	420				244
			7,679	187	VITRONICS INC	Eatontown New Jersey	9,585 *
165	LOCKHEED ELECTRONICS CO	Plainfield New Jersey	11,766 *				9,585
		White Sands Ms New Mexico	844	188	ADVANCED DECISION SYSTEMS	Mountain View California	9,554 *
			10,922			Arlington Virginia	9,026
166	INTEL CORPORATION	Beaverton Oregon	11,629 *				528
			11,629	189	SMITHS INDUSTRIES INC USA	Grand Rapids Michigan	9,525 *
167	ARMORED VHCLE TCHNOLOGIES ASSO	Troy Michigan	11,526 *				9,525
			11,526	190	SRS TECHNOLOGIES	Huntsville Alabama	9,308 *
168	COLEMAN RESEARCH CORPORATION	Huntsville Alabama	11,421 *			Newport Beach California	2,361
		Orlando Florida	7,002			Albuquerque New Mexico	6,760
		White Sands Ms New Mexico	4,382				187
			37	192	SCIENCE & TECHNOLOGY CORP	Las Cruces New Mexico	9,127 *
169	LOCUS INC	Paradise Beach Maryland	11,164 *			White Sands Ms New Mexico	859
		State College Penn	1,440			Hampton Virginia	25
		Alexandria Virginia	7,940				8,243
		Arlington Virginia	1,628	193	AEROMET INC	Tulsa Oklahoma	9,077 *
			156			Yona Marshall I	6,640
170	STERIMATICS CORPORATION	Bedford Mass	11,140 *				2,437
			11,140	195	SONALYSTS INC	San Diego California	9,009 *
173	DEFENSE SYSTEMS INC	McLean Virginia	10,838 *			New London Conn	1,362
			10,838			Waterford Conn	290
174	STERLING FEDERAL SYSTEMS INC	Bellevue Nebraska	10,746 *			Newport Rhode Isld	5,939
			10,746				1,418
175	HUGHES TRAINING SYS INC	Arlington Texas	10,601 *	196	SYSTEMS EXPLORATION INC	San Diego California	9,006 *
			10,601			Dayton Ohio	7,976
176	SPACE APPLICATIONS CORPORATION	Santa Ana California	10,592 *			San Antonio Texas	991
		Santa Clara California	2,245				39
			8,347	198	MANTECH INTERNATIONAL CORP	Sierra Vista Arizona	8,907 *
177	DIRECTED TECHNOLOGIES INC	Arlington Virginia	10,439 *			Edwards AFB California	1,888
		Vienna Virginia	10,100			Los Alamos New Mexico	451
			339			Wright Patters Ohio	30
178	LITTLE ARTHUR D INC	Cambridge Mass	10,375 *			Warminster Penn	3,212
			10,375			Alexandria Virginia	325
179	MINNESOTA MIN & MFG COMPANY	St Paul Minnesota	10,315 *			Arlington Virginia	1,524
			10,315				1,477
181	FOSTER MILLER INC	Clearwater Florida	10,000 *	199	CAS INC	Huntsville Alabama	8,877 *
		Burlington Mass	2,684				8,877
		Waltham Mass	60	200	ALLIED SIGNAL INC	Phoenix Arizona	8,829 *
			7,256			Los Angeles California	282
182	ECONOMICS TECHNOLOGY ASSOC	Culver City California	9,782 *			Des Plaines Illinois	288
		Point Mugu Nav California	1,050			Mishawaka Indiana	65
		San Diego California	5,503			Baltimore Maryland	216
			3,229			Columbia Maryland	2,364
183	BABCOCK & WILCOX COMPANY THE	New Orleans Louisiana	9,734 *			Morristown New Jersey	464
		Alliance Ohio	1,267			Teterboro New Jersey	614
		Lynchburg Virginia	1,243			Charlotte N Carolina	4,456
			7,224	201	COMPRHENSIVE TECHNOLOGIES INTL	Arlington Virginia	8,716 *
						Chantilly Virginia	7,112
							1,604

- = Minus Amount (Cancellations Exceed New Awards)
S = Small Business

**Table 2. Net Value of DOD Prime Contract Awards Over \$25,000
for RDT&E to Business Firms: FY 1990**

Rank	Name of Contractor	Location of Work	Thousands of Dollars	Rank	Name of Contractor	Location of Work	Thousands of Dollars
202	HILTON SYSTEMS INC		S 8,639 *	225	CONTRAVES GOERZ CORPORATION		7,680 *
	Huntsville	Alabama	5,206		Boston	Mass	85
	Vicksburg	Miss	1,587		Koppel	Penn	6,880
	Mount Arlingto	New Jersey	1,846		Pittsburgh	Penn	715
203	COMARCO INC		8,608 *	226	AMERICAN SYSTEMS CORPORATION		S 7,632 *
	Sierra Vista	Arizona	8,608		Annandale	Virginia	7,464
204	ROHM & HAAS COMPANY		8,599 *		Chantilly	Virginia	168
	Philadelphia	Penn	7,620	227	VEDA INCORPORATED		7,486 *
	Spring House	Penn	979		Dayton	Ohio	1,480
206	PLANNING SYSTEMS INCORPORATED		S 8,539 *		Warminster	Penn	4,987
	Long Beach	Miss	140		Alexandria	Virginia	209
	McLean	Virginia	8,399		Arlington	Virginia	644
207	MARVIN ENGINEERING CO INC		S 8,423 *		Richmond	Virginia	166
	Inglewood	California	8,423	228	SEMCOR INC		7,455 *
208	COMBUSTION ENGINEERING INC		8,416 *		San Diego	California	349
	Sierra Vista	Arizona	8,355		Mount Holly	New Jersey	52
	Windsor	Conn	61		Mount Laurel	New Jersey	6,378
209	RAYTHEON SERVICE COMPANY		8,377 *		Warminster	Penn	676
	Burlington	Mass	7,627	229	PACIFIC SIERRA RESEARCH CORP		7,423 *
	Lexington	Mass	150		Edwards AFB	California	229
	White Sands Ms	New Mexico	140		Los Angeles	California	4,606
	Wright Patters	Ohio	460		Santa Monica	California	1,959
210	CLAMSHELL BUILDINGS INC		S 8,336 *		White Sands Ms	New Mexico	530
	Santa Barbara	California	8,336		Arlington	Virginia	99
211	XEROX CORPORATION		8,296 *	231	JASON ASSOCIATES CORPORATION		S 7,282 *
	Palo Alto	California	1,840		Del Mar	California	7,282
	Pasadena	California	5,959	232	LAWRENCE ASSOCIATES INC		7,267 *
	Cambridge	Mass	497		Dayton	Ohio	7,267
214	ANALYTYX ELECTRONIC SYSTEMS		8,197 *	233	WESTERN INSTRUMENT CORPORATION		S 7,225 *
	Hudson	N.H.	8,197		Ventura	California	7,225
215	SUNDSTRAND CORPORATION		8,091 *	234	FAIRCHILD INDUSTRIES INC		7,147 *
	San Diego	California	1,850		Washington	D.C.	367
	Rockford	Illinois	6,241		Annapolis	Maryland	2,365
216	LOS ALAMOS TECHNICAL ASSOC INC		S 8,011 *		Germantown	Maryland	4,045
	Los Alamos	New Mexico	8,011		Farmingdale	New York	370
218	PACER SYSTEMS INC		7,924 *	235	HARRIS MAGNAVOX SYSTEMS CO JV		7,124 *
	Panama City	Florida	2,813		Melbourne	Florida	7,124
	Billerica	Mass	210	236	SYNDETIX INC		S 7,087 *
	Beechersville	Penn	113		Las Cruces	New Mexico	307
	Hatboro	Penn	32		White Sands Ms	New Mexico	6,780
	Horsham	Penn	4,556	238	PARSONS RALPH M COMPANY THE		7,065 *
	Kingeton	Penn	205		Pine Bluff Ars	Arkansas	2,257
	Wallingford	Penn	5-		Pasadena	California	4,808
219	AUTOMATED SCIENCES GROUP INC		S 7,913 *	239	SANDERS ASSOCIATES INTERNATINL		7,012 *
	Huntsville	Alabama	7,913		Hudson	N.H.	259
223	QUESTECH INC		7,750 *		Manchester	N.H.	2,249
	Oceanport	New Jersey	149		Merrinack	N.H.	35
	Dayton	Ohio	1,319		Nashua	N.H.	4,469
	Paoli	Penn	135	240	EG&G WASHINGTON ANALYTICAL SVC		6,999 *
	Arlington	Virginia	111		New London	Conn	1,765
	Falls Church	Virginia	2,436		Rockville	Maryland	1,552
	McLean	Virginia	3,600		Kirtland AFB	New Mexico	327
224	TIBURON SYSTEMS INC		S 7,694 *		Dahlgren	Virginia	3,355
	San Jose	California	7,694	241	ALLIANCE DEVELOPMENT CORP		6,972 *
					Minnetonka	Minnesota	6,972

- = Minus Amount (Cancellations Exceed New Awards)
S = Small Business

Table 2. Net Value of DOD Prime Contract Awards Over \$25,000 for RDT&E to Business Firms: FY 1990

Rank	Name of Contractor	Location of Work	Thousands of Dollars	Rank	Name of Contractor	Location of Work	Thousands of Dollars
244	TELEPHONICS CORPORATION	Deer River New York	6,834 * 6,834	266	ENVIRONMENTAL TECHNOLOGIES GROUP	Baltimore Maryland	S 6,002 * 6,002
245	RGI INC	San Diego California	6,831 * 6,831	267	EARTH TECHNOLOGY CORP USA	Long Beach California	S 5,970 * 5,970
246	S SYSTEMS CORPORATION	Inglewood California	S 6,809 * 272-	268	ENSCO INC	Indian Harbour Florida	S 5,931 * 2,560
		Los Angeles California	4,247			Melbourne Florida	91
		Albuquerque New Mexico	2,834			Springfield Virginia	3,280
247	UNION CORPORATION	Scranton Penn	6,781 * 6,781	269	VECTOR RESEARCH COMPANY INC	Antietam Maryland	S 5,904 * 50
249	SYSTEMS ENGRG & MGT ASSOC	Arlington Virginia	S 6,688 * 573			Bethesda Maryland	5,854
		Falls Church Virginia	4,215	270	ARETE ASSOCIATES	Los Angeles California	S 5,874 * 5,574
		Front Royal Ju Virginia	1,900			Arlington Virginia	300
250	UNITED INTERNATIONAL ENGRG	Huntsville Alabama	S 6,652 * 1,164	271	ZYCAD CORPORATION	Mount Olive New Jersey	5,857 * 5,857
		Albuquerque New Mexico	5,488	273	APEK INC	Colorado Sprgs Colorado	S 5,674 * 5,674
252	ANDRULIS RESEARCH CORP	Bethesda Maryland	S 6,581 * 5,682	274	SYSTEM DYNAMICS INTERNATIONAL	Huntsville Alabama	S 5,670 * 220
		Salt Lake City Utah	899			Gainesville Florida	5,450
254	DU PONT E I DE NMOURS COMPANY	Newark Delaware	6,573 * 50	275	VSE CORPORATION	Valparaiso Florida	5,670 * 2,762
		Wilmington Delaware	6,523			Alexandria Virginia	2,908
255	BRUNSWICK CORPORATION	Costa Mesa California	6,510 * 260	276	SPECTRA DIODE LABORATORIES	San Jose California	5,615 * 5,615
		De Land Florida	4,280	277	DIGITAL EQUIPMENT CORPORATION	Lanham Maryland	5,596 * 376
		Marion Virginia	1,970			Dayton Ohio	5,180
256	MAR INCORPORATED	Panama City Florida	S 6,313 * 2,744			Arlington Virginia	40
		College Park Maryland	57	278	THINKING MACHINES CORPORATION	Cambridge Mass	S 5,583 * 5,583
		Rockville Maryland	3,512				
257	N K F ENGINEERING INC	San Diego California	S 6,265 * 389	279	QUEST RESEARCH CORPORATION	Falls Church Virginia	5,562 * 4,651
		Arlington Virginia	2,715			McLean Virginia	911
		Reston Virginia	3,136	280	PHOTON RESEARCH ASSOCIATES	Placentia California	S 5,520 * 240
		Rustburg Virginia	25			San Diego California	5,092
258	MILTOPE CORPORATION	Melville New York	S 6,264 * 6,264			Cambridge Mass	188
259	BDM MANAGEMENT SERVICES CO	Kirtland AFB New Mexico	6,218 * 6,218	282	RESEARCH ANALYSIS & MAINT	El Paso Texas	S 5,472 * 5,472
261	MAC AULAY BROWN INC	Dayton Ohio	S 6,185 * 3,842	283	SYSTEMS PLANNING & ANALYSIS	Falls Church Virginia	S 5,470 * 5,470
		Wright Patterson Ohio	2,343	284	XONTECH INC	Los Angeles California	S 5,307 * 5,307
262	UNIVERSAL TECHNOLOGY CORP	Dayton Ohio	S 6,143 * 6,143	285	ELECTROMAGNETIC LAUNCH RES	Cambridge Mass	5,288 * 376
263	EAGLE TECHNOLOGY INC	Orlando Florida	S 6,130 * 66			Hudson Mass	4,912
		Winter Park Florida	417	287	SCIENCE RESEARCH LABORATORY	Alameda California	S 5,259 * 778
		McLean Virginia	5,647			Somerville Mass	4,481
264	BICOASTAL CORPORATION	Jacksonville Arkansas	6,101 * 618				
		Glendale California	5,483				
265	ALLIANCE TECHSYSTEMS INC	Eatontown New Jersey	6,025 * 6,025				

- = Minus Amount (Cancellations Exceed New Awards)
S = Small Business

Table 2. Net Value of DOD Prime Contract Awards Over \$25,000 for RDT&E to Business Firms: FY 1990

Rank	Name of Contractor	Location of Work	Thousands of Dollars	Rank	Name of Contractor	Location of Work	Thousands of Dollars
288	DYNCORP		5,235 *	312	WALLACE & CO		4,562 *
	White Sands Ms	New Mexico	5,005		South Bend	Indiana	4,652
	Fort Worth	Texas	230		Cary	N Carolina	90-
290	ENGINEERING & ECONOMICS RES		S 5,206 *	313	SOFTWARE TECHNOLOGY INC		4,540 *
	Huntsville	Alabama	453		Washington	D.C.	445
	Orlando	Florida	966		Melbourne	Florida	4,095
	Oceanport	New Jersey	604	314	EDO CORPORATION		4,537 *
	Reston	Virginia	3,103		Shelton	Conn	395
	Vienna	Virginia	80		New York	New York	4,142
291	HYDROACOUSTICS INC		S 5,202 *	315	INFOTEC DEVELOPMENT INC		S 4,515 *
	Rochester	New York	5,202		Santa Ana	California	4,515
292	MICRION CORPORATION		S 5,091 *	317	ORLANDO TECHNOLOGY INC		S 4,479 *
	Peabody	Mass	5,091		Eglin AFB	Florida	76
293	EBASCO SERVICES INCORPORATED		5,060 *		Orlando	Florida	590
	New York	New York	5,060		Shalimar	Florida	3,813
294	PHYSICAL RESEARCH INC		S 5,023 *	318	BECHTEL NATIONAL INC		4,428 *
	Huntsville	Alabama	37		San Francisco	California	4,428
	Torrance	California	4,986	319	ROCKWELL POWER SYSTEMS		4,424 *
295	ANALYTICAL SYSTEMS ENGRG CORP		S 5,017 *		Albuquerque	New Mexico	1,277
	Westlake Villa	California	480		Kirtland AFB	New Mexico	3,147
	Melbourne	Florida	946	320	ASI SYSTEMS INTERNATIONAL		S 4,399 *
	Clarkeburg	Maryland	156		Anaheim	California	1,502
	Laurel	Maryland	290		Ft Walton Bch	Florida	2,622
	Burlington	Mass	2,712		Aberdeen	Maryland	275
	Offutt AFB	Nebraska	325	321	DBA SYSTEMS INC		S 4,391 *
	Rome	New York	58		Melbourne	Florida	4,391
	Dayton	Ohio	50	322	AERODYNE RESEARCH INC		S 4,371 *
296	CALIFORNIA RES & TECHNOLOGY		4,982 *		Bedford	Mass	140
	Los Angeles	California	4,907		Billerica	Mass	3,921
	Princeton	New Jersey	75		Morrmouth Junct	New Jersey	310
299	TECOLOTE RESEARCH INC		S 4,893 *	323	E C CORPORATION OF OAK RIDGE		S 4,349 *
	Santa Barbara	California	4,800		Huntsville	Alabama	4,299
	Arlington	Virginia	93		Knoxville	Tennessee	50
300	EMERSON ELECTRIC CO		4,876 *	324	SOUTHERN RESEARCH TECHNOLOGIES		S 4,339 *
	St Louis	Missouri	4,876		Birmingham	Alabama	4,339
301	MICROELECTRONICS		4,849 *	325	VEDA INTERNATIONAL INC		4,336 *
	Austin	Texas	4,849		Dayton	Ohio	4,336
304	PULSE SCIENCES INC		4,753 *	326	SIPPICAN INC		4,325 *
	Agoura Hills	California	29		Marion	Mass	4,325
	San Leandro	California	4,724	328	APPLIED RESEARCH INC		S 4,291 *
306	VARIAN ASSOCIATES INC		4,731 *		Huntsville	Alabama	4,291
	Marina del Ray	California	171-	329	SUMARIA SYSTEMS INC		S 4,277 *
	Palo Alto	California	1,996		Wakefield	Mass	4,277
	Santa Clara	California	1,811	330	SYNETICS CORPORATION		S 4,252 *
	Beverly	Mass	1,095		El Cajon	California	50
309	WESTERN RESEARCH CORPORATION		4,598 *		Reading	Mass	434
	San Diego	California	4,598		Wakefield	Mass	3,768
310	APPLIED MEASUREMENT SYSTEMS		S 4,576 *	332	SYSTEM DEVELOPMENT CORPORATION		4,222 *
	New London	Conn	629		San Diego	California	1,968
	Ft Lauderdale	Florida	81		Eatontown	New Jersey	1,934
	Hollywood	Florida	3,795		Dahlgren	Virginia	320
	Middletown	Rhode Isld	71	334	MECHANICAL TECHNOLOGY INC		4,145 *
311	AM GENERAL CORPORATION		4,569 *		Latham	New York	4,035
	Livonia	Michigan	4,119		Cincinnati	Ohio	110
	Dallas	Texas	450				

- = Minus Amount (Cancellations Exceed New Awards)
S = Small Business

**Table 2. Net Value of DOD Prime Contract Awards Over \$25,000
for RDT&E to Business Firms: FY 1990**

Rank	Name of Contractor Location of Work	Thousands of Dollars	Rank	Name of Contractor Location of Work	Thousands of Dollars
335	TEXAS INSTRUMENTS WESTINGHOUSE JV Dallas Texas	4,142 * 4,142	359	LOGISTICS MANAGEMENT ENGRG China Lake NWC California Warminster Penn	S 3,656 * 1,012 2,644
336	APPLIED TECHNOLOGY ASSOCIATES Orlando Florida Albuquerque New Mexico	S 4,121 * 50 4,071	360	APPLIED LEARNING INTERNATIONAL Atlanta Georgia Arlington Virginia	S 3,647 * 3,597 50
337	POWER SPECTRA INC Fremont California	S 4,099 * 4,099	361	SCHWARTZ ELECTRO OPTICS INC Orlando Florida Concord Mass	S 3,579 * 3,232 347
338	SPIRE CORPORATION Bedford Mass	S 4,097 * 4,097	362	CARTWRIGHT ELECTRONICS INC Amado Arizona Fullerton California	S 3,576 * 148 3,428
339	TITAN SYSTEMS INC San Diego California	4,096 * 4,096	365	SCIENCE & ENGINEERING ASSOC Albuquerque New Mexico	S 3,538 * 3,538
340	IRT CORPORATION San Diego California	S 4,042 * 4,042	366	THERMO ELECTRON TECH CORP San Diego California	3,523 * 3,523
341	KOLLMORGEN CORPORATION New London Conn Northampton Mass	4,036 * 88 3,948	368	KEYSTONE COMPUTER ASSOCIATES Ft Washington Penn	S 3,481 * 3,481
342	MICROCOSM Torrance California	S 4,001 * 4,001	369	WILLIAMS INTERNATIONAL CORP Walled Lake Michigan GERMANY F	3,475 * 2,836 639
343	BERKELEY RESEARCH ASSOCIATES Berkeley California Washington D.C. Springfield Virginia	S 3,989 * 2,106 381 1,502	370	HUGHES ASSOCIATES INC Washington D.C. Wheaton Glenmo Maryland	S 3,462 * 3,371 91
344	CTA INCORPORATED Ridgecrest California Lanham Maryland Dayton Ohio	S 3,986 * 683 63 3,240	371	KETRON INC Towson Maryland Malvern Penn Warminster Penn	S 3,462 * 915 2,467 80
345	EVALUATION RESEARCH CORP San Diego California Fairfax Virginia	3,944 * 434 3,510	372	EG&G INC Las Vegas Nevada Albuquerque New Mexico Kirtland AFB New Mexico	3,458 * 2,411 297 750
346	AUTOMATION RES SYSTEMS LTD Alexandria Virginia	S 3,932 * 3,932	373	DOSS AVIATION INC Enterprise Alabama Shepherd Texas	S 3,451 * 3,124 327
348	DAVID SARNOFF RESEARCH CENTER San Jose California Chelsea New Jersey Princeton New Jersey	3,861 * 1,437 75 2,349	376	BELL HELICOPTER TEXTRON INC Fort Worth Texas	3,420 * 3,420
350	RAIL COMPANY Falls Church Virginia	S 3,838 * 3,838	377	DECISION SCIENCE APPLICATIONS Arlington Virginia	S 3,395 * 3,395
351	REMINGTON ARMS COMPANY INC Ilion New York	3,787 * 3,787	379	GENERAL INSTRUMENT CORP DEL Belmont California Hicksville New York	3,385 * 2,999 386
353	EG&G SPECIAL PROJECTS Rockville Maryland Las Vegas Nevada Kirtland AFB New Mexico	3,768 * 1,000 1,252 1,516	380	ADVANCED TECHNOLOGY & RESEARCH San Diego California Laurel Maryland	S 3,366 * 60 3,306
355	DIGICOMP RESEARCH CORP Ithaca New York Rome New York	S 3,755 * 731 3,024	381	ELECTRONIC WARFARE ASSOCIATES Huntsville Alabama Dayton Ohio Vienna Virginia	S 3,358 * 1,511 95 1,752
356	SYSTEM RESOURCES CORPORATION Eatontown New Jersey Shrewsbury New Jersey	S 3,718 * 3,252 466	382	B D SYSTEMS INC Torrance California	S 3,356 * 3,356
358	LOCKHEED ENGINEERING & SCIENCE Dugway Proving Utah	3,700 * 3,700	383	APPLIED RESEARCH ASSOC INC Huntsville Alabama Lakewood Colorado Aberdeen Maryland Albuquerque New Mexico Raleigh N Carolina	S 3,349 * 48 74 118 1,916 740

- = Minus Amount (Cancellations Exceed New Awards)
S = Small Business

**Table 2. Net Value of DOD Prime Contract Awards Over \$25,000
for RDT&E to Business Firms: FY 1990**

Rank	Name of Contractor Location of Work	Thousands of Dollars	Rank	Name of Contractor Location of Work	Thousands of Dollars
	APPLIED RESEARCH ASSOC INC South Royalton Vermont Springfield Virginia	275 178	408	TRUSTED INFORMATION SYSTEMS Glenwood Maryland	S 2,991 * 2,991
384	KRUG INTERNATIONAL CORPORATION Dayton Ohio San Antonio Texas	3,325 * 223 3,102	409	KNOWLEDGE SYSTEMS CONCEPTS Wichita Kansas Rome New York Falls Church Virginia	S 2,989 * 250 1,885 854
386	FIBER MATERIALS INC Bocaw Arkansas Biddeford Maine	S 3,285 * 59 3,226	410	ELECTRO DESIGN MANUFACTURING Decatur Alabama	S 2,982 * 2,982
387	MESILLA VALLEY HIGH TECH IND Huntsville Alabama	S 3,281 * 3,281	412	SYSTEMS RES APPLICATIONS CORP El Segundo California Arlington Virginia	2,965 * 2,160 805
388	ELECTRONIC ASSOCIATES INC W Long Branch New Jersey	S 3,265 * 3,265	413	RDR INC Fairfax Virginia	S 2,960 * 2,960
389	WYLE LABORATORIES El Segundo California Hampton Virginia	3,243 * 687 2,556	414	OPTIC ELECTRONIC CORP Dallas Texas	2,958 * 2,958
391	TRACOR AEROSPACE INC San Jose California San Ramon California Austin Texas	3,212 * 55 586 2,571	415	GENERAL MGT ASSOCIATES Abingdon Maryland	S 2,940 * 2,940
393	INTERNATIONAL SOFTWARE SYSTEMS Austin Texas	S 3,173 * 3,173	416	ENCORE COMPUTER CORPORATION Marlborough Mass	2,938 * 2,938
394	DAMES & MOORE Atlanta Georgia Bethesda Maryland	3,164 * 263 2,901	417	ODETICS INC Anaheim California	S 2,913 * 2,913
395	MCDONNELL DOUGLAS INCO INC Chesapeake Virginia	3,153 * 3,153	418	WAGNER DANIEL H ASSOCIATES Sunnyvale California Paoli Penn Hampton Virginia	S 2,897 * 51 1,245 1,601
396	GUILD ASSOCIATES INC Columbus Ohio Hilliard Ohio	S 3,143 * 2,665 478	420	CREARE INC Hanover N.H.	S 2,886 * 2,886
397	G T E SYLVANIA COM PRODUCTS Needham Mass	3,124 * 3,124	421	PRESEARCH INCORPORATED Panama City Florida Fairfax Virginia	2,885 * 792 2,093
399	ASP CONSORTIUM Ontario California	3,119 * 3,119	422	SYSTEMS & LOGISTICS CORP San Bernardino California Torrance California	S 2,876 * 1,716 1,160
400	GENERAL APPLIED SCIENCE Ronkonkoma New York	S 3,111 * 3,111	423	AMERICAN OPTICAL CORPORATION Southbridge Mass	2,872 * 2,872
401	FABEL SYS CORP Malabar Florida	S 3,108 * 3,108	424	ODYSSEY RESEARCH ASSOCIATES Ithaca New York	S 2,870 * 2,870
402	ANALYSIS & COMPUTER SYSTEMS Bedford Mass	S 3,099 * 3,099	426	TELECOMMUNICATION SCIENCE ASSOC San Diego California Dallas Texas	S 2,829 * 2,795 34
403	SYSTEMS & ELECTRONICS INC Elk Grove Vill Illinois	S 3,078 * 3,078	427	HORIZONS TECHNOLOGY INC San Diego California	S 2,803 * 2,803
404	NATIONS INC Oceanport New Jersey Shrewsbury New Jersey	S 3,073 * 2,623 450	428	DRAVO CORPORATION Pittsburgh Penn	2,779 * 2,779
406	ORION INTL TECHNOLOGIES Bedford Mass Albuquerque New Mexico White Sands Ms New Mexico	S 3,026 * 143 2,815 68	429	DCS CORPORATION Alexandria Virginia	S 2,772 * 2,772
407	TETRA TECH INC San Bernardino California	3,016 * 3,016	430	EASTMAN KODAK COMPANY Pasadena California Rochester New York	2,730 * 35 2,695
			431	TECHNOLOGY DEVELOPMENT CORP Huntsville Alabama	S 2,721 * 2,721

- = Minus Amount (Cancellations Exceed New Awards)
S = Small Business

**Table 2. Net Value of DOD Prime Contract Awards Over \$25,000
for RDT&E to Business Firms: FY 1990**

Rank	Name of Contractor	Location of Work	Thousands of Dollars	Rank	Name of Contractor	Location of Work	Thousands of Dollars
432	METRON INC		S 2,708 *	450	FRIED D L ASSOCIATES INC		S 2,635 *
	Solana Beach	California	131		Placentia	California	2,635
	Warminster	Penn	1,029	451	SUNMA TECHNOLOGY INC		S 2,629 *
	Falls Church	Virginia	320		Huntsville	Alabama	2,629
	McLean	Virginia	1,168	453	TECHNICAL & MGT SVCS CORP		S 2,611 *
433	CASDE CORPORATION		S 2,706 *		Calverton	Maryland	574
	Camp Pendleton	California	1,400		Oceanport	New Jersey	1,819
	Torrance	California	496		Wright Patters	Ohio	218
	Conshohocken	Penn	670	454	AQUIDNECK SYSTEMS INTL		S 2,600 *
	Arlington	Virginia	140		Middletown	Rhode Isl	2,600
434	EER SYSTEMS CORP		S 2,705 *	455	EPOCH ENGINEERING INC		S 2,596 *
	Huntsville	Alabama	1,844		Gaithersburg	Maryland	2,596
	Beltsville	Maryland	300	456	NORDEN SYSTEMS INC		2,587 *
	Vienna	Virginia	561		Norwalk	Conn	1,854
435	WEIDLINGER ASSOCIATES INC		S 2,697 *		Gaithersburg	Maryland	544
	Los Altos	California	75		Melville	New York	189
	Palo Alto	California	803	457	ALPHATECH INC		S 2,573 *
	New York	New York	1,819		Burlington	Mass	2,573
436	AEL INDUSTRIES INC		2,689 *	458	FALCON ASSOCIATES		S 2,563 *
	Lansdale	Penn	2,689		McLean	Virginia	1,395
437	SIERRA NEVADA CORPORATION		S 2,676 *		Springfield	Virginia	1,168
	Reno	Nevada	2,108	459	MULTI ELECTRIC MFG INC		S 2,549 *
	Verdi	Nevada	568		Chicago	Illinois	2,549
438	SUPERCONDUCTOR TECHNOLOGIES		S 2,673 *	461	INTRASPACE CORPORATION		S 2,520 *
	Santa Barbara	California	2,673		N Salt Lake	Utah	2,520
440	BELOIT CORPORATION		2,667 *	462	TRUAX ENGINEERING		S 2,507 *
	Livonia	Michigan	2,667		Saratoga	California	2,507
441	HARRIS SEMICONDUCTOR		2,665 *	463	DYNAMICS RESEARCH CORPORATION		2,505 *
	Research Trian	N Carolina	2,665		Fort Knox	Kentucky	690
442	PHYSICAL OPTICS CORPORATION		S 2,657 *		Wilmington	Mass	1,415
	Simi	California	178		Newport	Rhode Isl	250
	Torrance	California	2,479		Arlington	Virginia	150
443	KDI PRECISION PRODUCTS INC		2,656 *	464	ADVANCED SCIENCES INC		S 2,477 *
	Cincinnati	Ohio	1,296		Tyndall AFB	Florida	320
	Circleville	Ohio	1,360		Albuquerque	New Mexico	2,157
444	CROSS SYSTEMS INC		2,654 *	465	DATA DESIGN LABORATORIES		2,456 *
	Alpharetta	Georgia	1,878		New London	Conn	339
	Atlanta	Georgia	776		Chantilly	Virginia	2,117
445	COMPTON RESEARCH INC		2,652 *	466	FAAC INCORPORATED		S 2,434 *
	Goleta	California	2,652		Ann Arbor	Michigan	2,384
446	ATLANTIC AEROSPACE ELECTRONICS		S 2,651 *		Philadelphia	Penn	50
	Greenbelt	Maryland	1,122	467	INTERFEROMETRICS INC		S 2,433 *
	Waltham	Mass	1,529		Washington	D.C.	1,795
447	AEPSCO INC		S 2,647 *		Vienna	Virginia	638
	Bethesda	Maryland	1,599	468	AMOCO CHEMICAL COMPANY		2,408 *
	Rockville	Maryland	1,048		Ridgefield	Conn	1,700
448	CORNING INC		2,647 *		Atlanta	Georgia	708
	Canton	New York	1,569	469	INFORMATION SYSTEMS NETWORKS CORP		2,383 *
	Corning	New York	1,078		Bethesda	Maryland	2,409
449	ADVANCE SYSTEMS TECHNOLOGY		S 2,643 *		Dayton	Ohio	26-
	Atlanta	Georgia	1,298	470	ARDAK CORPORATION		S 2,378 *
	Arlington	Virginia	1,258		McLean	Virginia	2,378
	York	Virginia	87				

- = Minus Amount (Cancellations Exceed New Awards)
S = Small Business

**Table 2. Net Value of DOD Prime Contract Awards Over \$25,000
for RDT&E to Business Firms: FY 1990**

Rank	Name of Contractor Location of Work	Thousands of Dollars	Rank	Name of Contractor Location of Work	Thousands of Dollars
471	PHYSICAL SCIENCES INC Andover Mass Alexandria Virginia	S 2,378 * 2,321 57	492	CENTURY COMPUTING INC Laurel Maryland Wright Patters Ohio McLean Virginia	S 2,211 * 1,725 177 309
472	MADEN TECH CONSULTING INC Arlington Virginia McLean Virginia	S 2,377 * 445 1,932	493	PARKER KINETIC DESIGN INC Eglin AFB Florida Austin Texas	2,206 * 100 2,106
473	OPTIMETRICS INC Ann Arbor Michigan Hampton Virginia	S 2,360 * 1,289 1,071	494	LEADING SYSTEMS INC Irvine California	S 2,200 * 2,200
474	METRICA INC Bryan Texas	S 2,356 * 2,356	495	TEXTRON INC Los Angeles California San Diego California Buffalo New York Niagara Falls New York Wheatfield New York	2,191 * 377 781 803 100 130
475	EAGLE PICHER INDUSTRIES INC El Segundo California Colorado Sprng Colorado Lenexa Kansas Joplin Missouri	2,350 * 577 485 240 1,048	496	EASTERN COMPUTERS INC Alexandria Virginia	S 2,184 * 2,184
477	STEWART & STEVENSON SVCS INC Houston Texas	2,345 * 2,345	497	TREMETRICS INC Austin Texas	2,164 * 2,164
478	DYNCORP APPLIED TECHNOLOGY Yuma Proving G Arizona Wright Patters Ohio	2,338 * 1,987 351	499	PLANNING CONSULTANTS INC Dahlgren Virginia	S 2,134 * 2,134
479	STATISTICA INC Clarksville Maryland Columbia Maryland	S 2,336 * 50 2,286		TOTAL	18,567,883
480	USER TECHNOLOGY ASSOCIATES Alexandria Virginia	S 2,324 * 2,324			
481	HYPRES INC Elmsford New York	S 2,313 * 2,313			
482	LEAR ASTRONICS CORP Santa Monica California	2,301 * 2,301			
483	ELECTRONIC DECISIONS INC Urbana Illinois	S 2,300 * 2,300			
484	I NET INC Rockville Maryland	S 2,293 * 2,293			
485	SIMULATION TECHNOLOGIES INC Huntsville Alabama Dayton Ohio	S 2,293 * 818 1,475			
486	STANFORD TELECOMMUNICATIONS Santa Clara California Reston Virginia	S 2,290 * 1,279 1,011			
488	GEODYNAMICS CORPORATION Santa Barbara California Alexandria Virginia	2,273 * 1,673 600			
489	QUALCOMM INC San Diego California	S 2,270 * 2,270			
490	ORION RESEARCH INCORPORATED Tampa Florida Fort Bragg N Carolina Arlington Virginia PANAMA	S 2,264 * 188 432 612 1,032			
491	RADIX SYSTEMS INC Rockville Maryland	S 2,230 * 2,230			

- = Minus Amount (Cancellations Exceed New Awards)
S = Small Business

Table 3. Net Value of DOD Prime Contract Awards Over \$25,000 for RDT&E to Educational and Nonprofit Institutions: FY 1990

Rank	Name of Contractor Location of Work	Thousands of Dollars	Rank	Name of Contractor Location of Work	Thousands of Dollars
12	MASSACHUSETTS INST OF TECHNOLOGY Cambridge Mass Lexington Mass St Paul Minnesota	455,149 * 22,615 432,504 30	84	ANALYTIC SERVICES INC Colorado Sprgs Colorado Arlington Virginia	34,751 * 394 34,357
14	AEROSPACE CORPORATION El Segundo California	416,217 * 416,217	89	UNIVERSITY OF SOUTHERN CALIFORNIA Los Angeles California San Diego California	30,953 * 30,888 65
15	MITRE CORPORATION Bedford Mass McLean Virginia	407,283 * 407,354 71-	96	GEORGIA TECH RESEARCH CORP Redstone Arsen Alabama Eglin AFB Florida Atlanta Georgia	27,593 * 48 180 27,365
18	JOHNS HOPKINS UNIVERSITY Baltimore Maryland Laurel Maryland White Crystal Maryland	373,946 * 2,132 371,754 60	97	UNIVERSITY OF WASHINGTON Seattle Washington	26,796 * 26,796
46	RAND CORPORATION Los Angeles California Santa Monica California	79,348 * 25,243 54,105	100	BATTELLE MEMORIAL INSTITUTE Auburn Alabama Florence Alabama Guntersville Alabama Huntsville Alabama Tucson Arizona Berkeley California Claremont California Cupertino California El Cerrito California El Macero California Lancaster California Menlo Park California San Diego California Fort Collins Colorado Mansfield Cent Conn Middletown Conn Woodbridge Conn Washington D.C. Gainesville Florida Indianapolis Florida Orlando Florida Spring Hill Florida Tallahassee Florida Tampa Florida Winter Park Florida Norcross Georgia Chicago Illinois Edwardsville Illinois Skokie Illinois West Lafayette Indiana Lawrence Kansas Wichita Kansas Lexington Kentucky Baton Rouge Louisiana Orono Maine Baltimore Maryland Rockville Maryland Boston Mass Groton Mass North Andover Mass Wilbraham Mass Worcester Mass Detroit Michigan Houghton Michigan Midland Michigan Mount Pleasant Michigan Okenos Michigan Minneapolis Minnesota Minnetonka Minnesota Mississippi St Miss Starkville Miss Chesterfield Missouri St Louis Missouri Omaha Nebraska Nashua N.H. Colts Neck New Jersey Mays Landing New Jersey Phillipsburg New Jersey	26,199 * 107 28 26 27 30 89 45 37 33 29 37 54 54 35 27 25 125 76 31 111 58 45 46 59 81 27 49 116 41 126 41 32 46 30 75 80 55 38 26 144 44 31 34 41 53 70 55 69 111 42 37 36 124 56 40 35 91 62
55	ILLINOIS RESEARCH INSTITUTE Chicago Illinois Chicago O Hare Illinois Lanham Maryland Rome New York Syracuse New York Dayton Ohio Oak Ridge Tennessee	63,424 * 60,731 1,320 483 60 75 100 655			
57	PENNSYLVANIA STATE UNIV State College Penn	61,621 * 61,621			
60	INSTITUTE FOR DEF ANALYSES Alexandria Virginia	60,081 * 60,081			
62	DRAPER CHARLES STARK LAB INC Cambridge Mass	58,489 * 58,489			
63	CARNEGIE MELLON UNIVERSITY Pittsburgh Penn	57,229 * 57,229			
71	UNIVERSITY OF TEXAS SYSTEM Arlington Texas Austin Texas Dallas Texas El Paso Texas Galveston Texas San Antonio Texas	49,047 * 50 48,211 50 359 130 247			
73	UTAH STATE UNIVERSITY Logan Utah	44,562 * 44,562			
77	UNIVERSITY OF CALIFORNIA Berkeley California Davis California Irvine California Los Angeles California Placentia California Riverside California San Diego California San Francisco California Santa Barbara California Santa Cruz California	39,259 * 6,642 929 2,556 5,287 3,489 90 8,749 1,832 9,376 309			
80	SRI INTERNATIONAL Los Angeles California Menlo Park California Washington D.C. Melbourne Florida	37,067 * 162 36,587 246 72			

- = Minus Amount (Cancellations Exceed New Awards)
S = Small Business

Table 3. Net Value of DOD Prime Contract Awards Over \$25,000 for RDT&E to Educational and Nonprofit Institutions: FY 1990

Rank	Name of Contractor	Location of Work	Thousands of Dollars	Rank	Name of Contractor	Location of Work	Thousands of Dollars
	BATTELLE MEMORIAL INSTITUTE				UNIVERSITY OF PITTSBURGH		
	Sparta	New Jersey	31	186	Johnstown	Penn	9,619 *
	Teterboro	New Jersey	71		Pittsburgh	Penn	8,130
	Las Cruces	New Mexico	114		Morgantown	W Virginia	1,425
	Los Alamos	New Mexico	69				64
	Socorro	New Mexico	39	191	UNIVERSITY OF MARYLAND		9,145 *
	Binghamton	New York	48		Washington	D.C.	69
	Brookhaven	New York	26		Adelphi	Maryland	753
	Ithaca	New York	27		Baltimore	Maryland	1,800
	Northport	New York	37		College Park	Maryland	6,291
	Columbus	Ohio	20,400		Newark	New Jersey	83
	Dayton	Ohio	90			CHILE	149
	Hilliard	Ohio	85	194	GEORGIA INSTITUTE TECHNOLOGY		9,032 *
	Milford	Ohio	35		Atlanta	Georgia	9,032
	Plain City	Ohio	44	197	CORNELL UNIVERSITY		8,946 *
	Norman	Oklahoma	156		Ithaca	New York	8,819
	Corvallis	Oregon	31		New York	New York	127
	Ambler	Penn	31	205	RIVERSIDE RESEARCH INSTITUTE		8,559 *
	Bethlehem	Penn	34		New York	New York	8,559
	Pittsburgh	Penn	32	212	NATIONAL ACADEMY SCIENCES USA		8,233 *
	State College	Penn	42		Washington	D.C.	8,233
	Kingston	Rhode Isl	34	213	WOODS HOLE OCNRPIC INSTUTE		8,207 *
	Tullahoma	Tennessee	41		Woods Hole	Mass	8,207
	College Statio	Texas	30	220	UNIVERSITY OF ALABAMA		7,830 *
	Dallas	Texas	31		Birmingham	Alabama	389
	Denton	Texas	68		Huntsville	Alabama	7,344
	El Paso	Texas	115		Oneonta	Alabama	52
	Houston	Texas	54		Tuscaloosa	Alabama	45
	Prairie View	Texas	30	221	UNIVERSITY OF MINNESOTA		7,824 *
	Waco	Texas	65		Duluth	Minnesota	89
	Arlington	Virginia	136		Minneapolis	Minnesota	1,103
	Hampton	Virginia	30		St Paul	Minnesota	6,632
	Norfolk	Virginia	68	230	UNIVERSITY OF PENNSYLVANIA		7,422 *
	Springfield	Virginia	151		Philadelphia	Penn	7,422
	Vienna	Virginia	399	237	HUDSON INSTITUTE INC		7,079 *
	Pullman	Washington	43		Indianapolis	Indiana	7,079
	Richland	Washington	96	242	NEW MEXICO STATE OF		6,912 *
	Madison	Wisconsin	36		Albuquerque	New Mexico	1,204
	Menomonie	Wisconsin	30		Kirtland AFB	New Mexico	5,643
	Laramie	Wyoming	28		Socorro	New Mexico	65
109	STANFORD UNIVERSITY		23,317 *	243	SOUTHWEST RESEARCH INSTITUTE		6,862 *
	Sand Hill	California	857		Los Angeles	California	42
	Stanford	California	22,460		St Louis	Missouri	43
113	UNIVERSITY OF DAYTON		22,216 *		San Antonio	Texas	6,463
	Williams AFB	Arizona	2,906		San Diego	Texas	314
	Edwards AFB	California	2,562	248	UNIVERSITY OF MICHIGAN		6,698 *
	Dayton	Ohio	16,155		Albion	Michigan	51
	Montgomery	Ohio	593		Ann Arbor	Michigan	6,526
117	TRIDENT TECHNICAL COLLEGE		21,022 *		Lansing	Michigan	121
	Charleston	S Carolina	21,022	251	SALK INST FOR BLGICAL STUDIES		6,627 *
119	LOGISTICS MGT INSTITUTE		20,311 *		San Diego	California	30-
	Washington	D.C.	627		Swiftwater	Penn	6,657
	Bethesda	Maryland	19,684	253	GENERAL HOSPITAL CORPORATION		6,580 *
150	ENVIRONMENTAL RESCH INST OF MICH		13,724 *		Boston	Mass	6,580
	Ann Arbor	Michigan	13,724	260	RESEARCH TRIANGLE INSTITUTE		6,206 *
155	NEW MEXICO STATE UNIVERSITY		13,507 *		Norcross	Georgia	37
	Las Cruces	New Mexico	6,189		Raleigh	N Carolina	284
	White Sands Ms	New Mexico	7,318		Research Trian	N Carolina	5,885
172	UNIVERSITY OF ILLINOIS		10,908 *				
	Caldwells	Illinois	28				
	Champaign	Illinois	9,043				
	Chicago	Illinois	1,202				
	Savoy	Illinois	74				
	Urbana	Illinois	561				

- = Minus Amount (Cancellations Exceed New Awards)
S = Small Business

Table 3. Net Value of DOD Prime Contract Awards Over \$25,000 for RDT&E to Educational and Nonprofit Institutions: FY 1990

Rank	Name of Contractor Location of Work	Thousands of Dollars	Rank	Name of Contractor Location of Work	Thousands of Dollars
272	RUTGERS THE STATE UNIVERSITY New Brunswick New Jersey Piscataway New Jersey	5,721 * 5,196 525	357	HARVARD UNIVERSITY Cambridge Mass Southboro Mass	3,713 * 2,746 967
281	UNIVERSITY OF ARIZONA Tempe Arizona Tucson Arizona	5,515 * 97 5,418	363	VIRGINIA PLYCHNIC INST ST UNI Blacksburg Virginia	3,567 * 3,567
286	SOUTHEASTN CTR ELECTR ENG ED Long Beach California Orlando Florida Saint Cloud Florida Bedford Mass Boston Mass Wright Patters Ohio Salt Lake City Utah	5,261 * 142 3,209 1,199 525 36 116 34	364	UNIVERSITY OF VIRGINIA Washington D.C. Austin Texas Charlottesvill Virginia	3,547 * 104 1,173 2,270
289	COLUMBIA UNIVERSITY New York New York Oyster Bay New York	5,215 * 4,995 220	367	STATE UNIVERSITY OF NEW YORK Albany New York Buffalo New York Stony Brook New York	3,493 * 2,216 1,072 205
298	BOSTON UNIVERSITY Boston Mass Springfield Mass	4,954 * 4,358 596	374	OKLAHOMA STATE UNIVERSITY Eglin AFB Florida Stillwater Oklahoma	3,451 * 1,817 1,634
302	UNIVERSITY OF LOWELL Lowell Mass	4,842 * 4,842	375	BOSTON COLLEGE Bedford Mass Boston Mass Newton Mass	3,427 * 449 2,773 205
303	NORTH CAROLINA STATE UNIV Raleigh N Carolina	4,763 * 4,763	378	UNIVERSITY OF UTAH Salt Lake City Utah	3,394 * 3,394
305	CALIFORNIA INST OF TECHNOLOGY Pasadena California	4,735 * 4,735	385	SYRACUSE UNIVERSITY Syracuse New York	3,320 * 3,320
307	SOUTHERN METHODIST UNIVERSITY Dallas Texas	4,709 * 4,709	392	CALIFORNIA ST UNIV SAN DIEGO San Diego California	3,198 * 3,198
308	UNIVERSITY OF MASSACHUSETTS Amherst Mass Worcester Mass	4,691 * 4,014 677	398	UNIVERSITY OF CENTRAL FLORIDA Melbourne Florida Orlando Florida	3,122 * 34 3,088
316	PRINCETON UNIVERSITY Princeton New Jersey	4,496 * 4,496	405	VANDERBILT UNIVERSITY THE Nashville Tennessee	3,052 * 3,052
327	UNIVERSITY OF ROCHESTER Rochester New York	4,312 * 4,312	411	UNIVERSITY OF COLORADO Boulder Colorado Colorado Sprng Colorado Denver Colorado	2,980 * 2,369 194 417
331	MERCER UNIVERSITY Macon Georgia Robins AFB Georgia Warner Robins Georgia	4,237 * 670 2,140 1,427	419	BROWN UNIVERSITY Providence Rhode Isld	2,894 * 2,894
333	SOUTHERN RESEARCH INSTITUTE Birmingham Alabama	4,156 * 4,156	425	MAYO FOUNDATION Rochester Minnesota	2,832 * 2,832
347	UNIVERSITY OF WISCONSIN SYSTEM Kenosha Wisconsin Madison Wisconsin Milwaukee Wisconsin	3,866 * 39 2,934 893	439	UNIVERSITY RESEARCH FOUNDATION Greenbelt Maryland	2,669 * 2,669
349	UNIVERSITY OF FLORIDA Fussells Corner Florida Gainesville Florida Tampa Florida	3,849 * 481 3,103 265	452	AUBURN UNIVERSITY Auburn Alabama Huntsville Alabama	2,614 * 2,448 166
352	DUKE UNIVERSITY Durham N Carolina	3,775 * 3,775	460	COLORADO STATE UNIVERSITY Fort Collins Colorado	2,522 * 2,522
354	RENSSELAER POLYTECHNIC INST Troy New York	3,757 * 3,757	476	PURDUE UNIVERSITY West Lafayette Indiana	2,345 * 2,345
			487	MICHIGAN TCHNLGICAL UNIVERSITY Houghton Michigan	2,274 * 2,274
			498	NYSERNET INC Syracuse New York	2,145 * 2,145

- = Minus Amount (Cancellations Exceed New Awards)
S = Small Business

**Table 3. Net Value of DOD Prime Contract Awards Over \$25,000
for RDT&E to Educational and Nonprofit Institutions: FY 1990**

Rank	Name of Contractor Location of Work	Thousands of Dollars	Rank	Name of Contractor Location of Work	Thousands of Dollars
500	CLEMSON UNIVERSITY	2,127 *			
	Patuxent River Maryland	109			
	Clemson S Carolina	2,018			
	TOTAL	2,751,340			

- = Minus Amount (Cancellations Exceed New Awards)
S = Small Business

**Table 4. Net Value of DOD Prime Contract Awards Over \$25,000
for RDT&E to Foreign Contractors: FY 1990**

Rank	Name of Contractor Location of Work	Thousands of Dollars	Rank	Name of Contractor Location of Work	Thousands of Dollars
51	ISRAEL AIRCRAFT INDUSTRIES LTD ISRAEL	70,011 * 70,011			
67	RAM SYS GMBH GERMANY F	50,824 * 50,824			
157	CANADIAN COMMERCIAL CORP CANADA	13,158 * 13,158			
159	UNITED KINGDOM MINISTRY OF DEF UNITED KIN	13,042 * 13,042			
171	IADIRAN ELECTRONIC INDUSTRIES ISRAEL	10,993 * 10,993			
180	CONTROL DATA CANADA LTD CANADA	10,285 * 10,285			
217	DEUTSCHE BUNDESPOST GERMANY F	7,938 * 7,938			
222	MESSERSCHMITT BOELKOW BLOHM GERMANY F	7,794 * 7,794			
390	ATM COMPUTER GMBH GERMANY F	3,227 * 3,227			
	TOTAL	187,272			

- = Minus Amount (Cancellations Exceed New Awards)
S = Small Business

**Table 5. Net Value of DOD Prime Contract Awards Over \$25,000
for RDT&E to U.S. Government Agencies: FY 1990**

Rank	Name of Contractor Location of Work	Thousands of Dollars	Rank	Name of Contractor Location of Work	Thousands of Dollars
297	UNITED STATES DEPT OF COMMERCE	4,976 *			
	Boulder Colorado	1,161			
	Washington D.C.	1,057			
	Gaithersburg Maryland	2,269			
	Rockville Maryland	137			
	National Space Miss	168			
	Seattle Washington	184			
	TOTAL	4,976			

- = Minus Amount (Cancellations Exceed New Awards)
S = Small Business