

AD-A237 216



12




Department of Defense

L02

SELECTED MEDICAL CARE STATISTICS

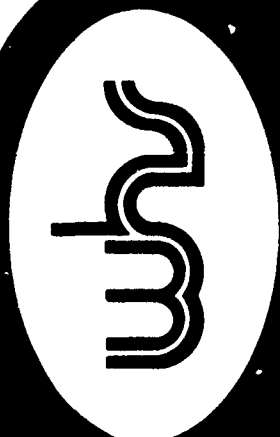
Quarter Ending December 31, 1990



DTIC
ELECTE
JUN 26 1991
S C D

DISTRIBUTION STATEMENT A
Approved for public release;
Distribution Unlimited

91 6 25 001



DIRECTORATE FOR INFORMATION
OPERATIONS AND REPORTS (DIOR)

DEFENSE TECHNICAL INFORMATION CENTER



9103370

Department of Defense Selected Medical Care Statistics

Quarter Ending December 31, 1990

Washington Headquarters Services
Directorate for Information
Operations and Reports

~~FOR SALE BY THE SUPERINTENDENT OF DOCUMENTS
U.S. GOVERNMENT PRINTING OFFICE
WASHINGTON, D.C. 20402~~

DTIC and NTIS identification number for this publication is DIOR/LO2-91/01.

Accession For	
DTIC (GRAB)	<input checked="" type="checkbox"/>
DTIC TAB	<input type="checkbox"/>
Unannounced	<input type="checkbox"/>
Justification	
By	
Distribution/	
Availability Codes	
Avail and/or	
Special	
Diet	A-1



FOREWORD

Selected Medical Care Statistics (SMCS) is a quarterly publication prepared by the Washington Headquarters Services, Directorate for Information Operations and Reports (WHS/DIOR) of the Office of the Secretary of Defense.

SMCS presents quarterly summary data concerning medical care provided at fixed military medical facilities located in: (1) the United States and (2) outside the United States, in territories, possessions and foreign countries. This publication contains pie charts which are based on the percent of the worldwide DoD total for each of the categories. Admissions and beds occupied by dependents of other uniformed personnel (Public Health Service (PHS), Coast Guard (CG), National Oceanic Atmospheric Administration (NOAA)) are less than one percent and are included in the "other" category on applicable charts and graphs.

This publication is generated from a computerized data base developed and maintained in consonance with Department of Defense Instruction (DoDI) 6015.14, July 13, 1990, under Reports Control Symbol DA&M(Q)1474 by the Manpower Management Information Division of WHS/DIOR.

TABLE OF CONTENTS

TABLE NUMBER		PAGE
Table 1.1	Operating Beds/Operating Bassinets/Beds Occupied - Worldwide.....	1
Figure 1.1	Beds Occupied - Percent of DoD Total Worldwide.....	3
Table 1.2	Operating Beds/Operating Bassinets/Beds Occupied in the United States.....	4
Table 1.3	Operating Beds/Operating Bassinets/Beds Occupied Outside the United States.....	6
Table 2.1	Admissions - Worldwide.....	8
Figure 2.1	Admissions - Percent of DoD Total Worldwide.....	10
Table 2.2	Admissions in the United States.....	11
Table 2.3	Admissions Outside the United States.....	13
Table 3.1	Outpatient Visits and Live Births - Worldwide.....	15
Figure 3.1	Outpatient Visits - Percent of Worldwide Total.....	17
Table 3.2	Outpatient Visits and Live Births in the United States.....	18
Table 3.3	Outpatient Visits and Live Births Outside the United States.....	20
	GLOSSARY.....	23

TABLE 1.1
DEPARTMENT OF DEFENSE
OPERATING BEDS/OPERATING BASSINETS/BEDS OCCUPIED
AT FIXED MILITARY FACILITIES - WORLDWIDE
FOR QUARTER ENDING DECEMBER 31, 1990

WORLDWIDE	DOD TOTAL	ARMY FACILITIES	NAVY FACILITIES	AIR FORCE FACILITIES
NUMBER OF OPERATING BEDS - TOTAL	15,560	7,108	3,815	4,637
NUMBER OF OPERATING BASSINETS - TOTAL	1,851	578	221	1,052
NUMBER OF BEDS OCCUPIED (DAILY AVERAGE (ADPL)) - TOTAL	10,480	5,437*	2,272*	2,771
BEDS OCCUPIED BY US ACTIVE DUTY UNIFORMED PERSONNEL - TOTAL	4,100	2,108	1,059	933
MILITARY - TOTAL	4,066	2,098	1,048	920
ARMY	1,964	1,772	43	149
NAVY-MARINE CORPS	1,251	175	973	103
AIR FORCE	851	151	32	668
OTHER UNIFORMED PERSONNEL (PHS,CG,NOAA) - TOTAL	34	10	11	13
BEDS OCCUPIED BY RETIRED US UNIFORMED PERSONNEL - TOTAL	1,752	909	272	571
RETIRED MILITARY - TOTAL	1,739	904	267	568
ARMY	757	602	42	113
NAVY-MARINE CORPS	383	104	189	90
AIR FORCE	599	198	36	365
OTHER RETIRED UNIFORMED PERSONNEL (PHS,CG,NOAA) - TOTAL	13	5	5	3

Prepared by. Washington Headquarters Services
 Directorate for Information
 Operations and Reports

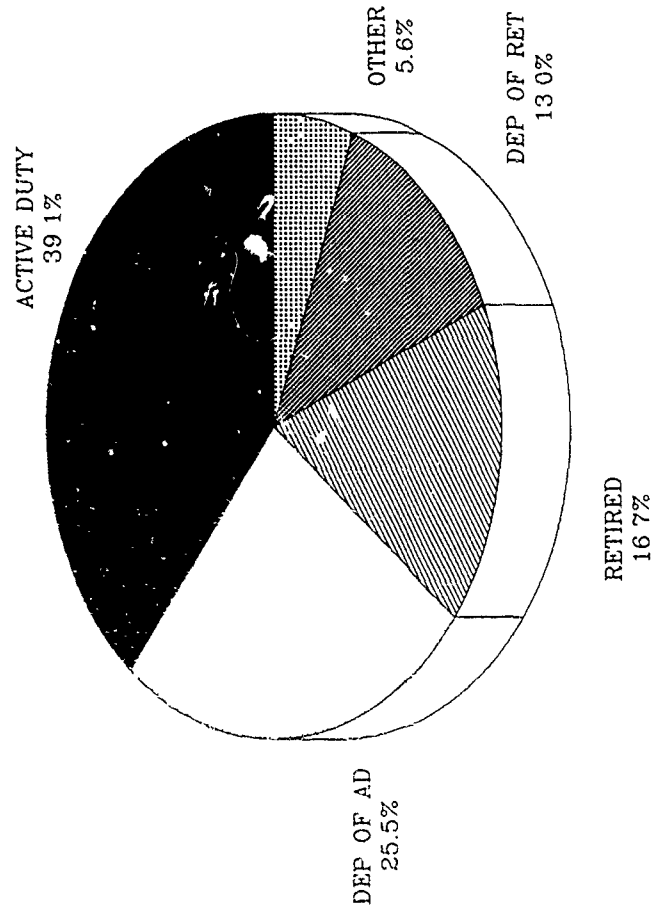
*Bassinets are included in this figure.

**TABLE 1.1
DEPARTMENT OF DEFENSE
OPERATING BEDS/OPERATING BASSINETS/BEDS OCCUPIED
AT FIXED MILITARY FACILITIES - WORLDWIDE
FOR QUARTER ENDING DECEMBER 31, 1990**

WORLDWIDE	DOD TOTAL	ARMY FACILITIES	NAVY FACILITIES	AIR FORCE FACILITIES
BEDS OCCUPIED BY DEPENDENTS OF US ACTIVE DUTY MILITARY PERSONNEL	- TOTAL 2,671	1,359	603	709
ARMY	1,220	1,080	41	99
NAVY-MARINE CORPS	722	131	521	70
AIR FORCE	729	148	41	540
BEDS OCCUPIED BY DEPENDENTS OF RETIRED AND DECEASED US MILITARY PERSONNEL	- TOTAL 1,366	660	219	487
ARMY	583	445	39	99
NAVY-MARINE CORPS	301	79	151	71
AIR FORCE	482	136	29	317
BEDS OCCUPIED BY DEPENDENTS OF OTHER UNIFORMED PERSONNEL (PHS,CG,NOAA)	- TOTAL 36	12	13	11
BEDS OCCUPIED BY ALL OTHER BENEFICIARIES	- TOTAL 555	389	106	60

Prepared by: Washington Headquarters Services
Directorate for Information
Operations and Reports

BEDS OCCUPIED—PERCENT OF TOTAL WORLDWIDE
QUARTER ENDING DECEMBER 31, 1990



Prepared by: Washington Headquarters Services
Directorate for Information
Operations and Reports

FIGURE 1.1

**TABLE 1.2
DEPARTMENT OF DEFENSE
OPERATING BEDS/OPERATING BASSINETS/BEDS OCCUPIED
AT FIXED MILITARY FACILITIES IN THE UNITED STATES
FOR QUARTER ENDING DECEMBER 31, 1990**

UNITED STATES	DOD TOTAL	ARMY FACILITIES	NAVY FACILITIES	AIR FORCE FACILITIES
NUMBER OF OPERATING BEDS - TOTAL	13,208	5,834	3,327	4,047
NUMBER OF OPERATING BASSINETS - TOTAL	1,526	443	181	902
NUMBER OF BEDS OCCUPIED (DAILY AVERAGE (ADPL)) - TOTAL	8,910	4,524*	1,980 *	2,406
BEDS OCCUPIED BY US ACTIVE DUTY UNIFORMED PERSONNEL - TOTAL	3,205	1,558	906	741
MILITARY - TOTAL	3,173	1,548	896	729
ARMY	1,449	1,311	40	98
NAVY-MARINE CORPS	1,051	136	835	80
AIR FORCE	673	101	21	551
OTHER UNIFORMED PERSONNEL (PHS,CG,NOAA) - TOTAL	32	10	10	12
BEDS OCCUPIED BY RETIRED US UNIFORMED PERSONNEL - TOTAL	1,691	882	258	551
RETIRED MILITARY - TOTAL	1,678	877	253	548
ARMY	730	583	39	108
NAVY-MARINE CORPS	367	102	180	85
AIR FORCE	581	192	34	355
OTHER RETIRED UNIFORMED PERSONNEL (PHS,CG,NOAA) - TOTAL	13	5	5	3

Prepared by: Washington Headquarters Services
Directorate for Information
Operations and Reports

*Bassinets are included in this figure.

**TABLE 1.2
DEPARTMENT OF DEFENSE
OPERATING BEDS/OPERATING BASSINETS/BEDS OCCUPIED
AT FIXED MILITARY FACILITIES IN THE UNITED STATES
FOR QUARTER ENDING DECEMBER 31, 1990**

UNITED STATES	DOD TOTAL	ARMY FACILITIES	NAVY FACILITIES	AIR FORCE FACILITIES
BEDS OCCUPIED BY DEPENDENTS OF US ACTIVE DUTY MILITARY PERSONNEL	- TOTAL 2,169	1,088	501	580
ARMY	962	850	34	78
NAVY-MARINE CORPS	636	126	447	63
AIR FORCE	571	112	20	439
BEDS OCCUPIED BY DEPENDENTS OF RETIRED AND DECEASED US MILITARY PERSONNEL	- TOTAL 1,332	647	209	476
ARMY	568	435	36	97
NAVY-MARINE CORPS	292	78	146	68
AIR FORCE	472	134	27	311
BEDS OCCUPIED BY DEPENDENTS OF OTHER UNIFORMED PERSONNEL (PHS,CG,NOAA)	- TOTAL 35	12	12	11
BEDS OCCUPIED BY ALL OTHER BENEFICIARIES	- TOTAL 478	337	94	47

Prepared by: Washington Headquarters Services
Directorate for Information
Operations and Reports

**TABLE 1.3
DEPARTMENT OF DEFENSE
OPERATING BEDS/OPERATING BASSINETS/BEDS OCCUPIED
AT FIXED MILITARY FACILITIES OUTSIDE THE UNITED STATES
FOR QUARTER ENDING DECEMBER 31, 1990**

OUTSIDE UNITED STATES	DOD TOTAL	ARMY FACILITIES	NAVY FACILITIES	AIR FORCE FACILITIES
NUMBER OF OPERATING BEDS - TOTAL	2,352	1,274	488	590
NUMBER OF OPERATING BASSINETS - TOTAL	325	135	40	150
NUMBER OF BEDS OCCUPIED (DAILY AVERAGE (ADPL)) - TOTAL	1,570	913 *	292 *	365
BEDS OCCUPIED BY US ACTIVE DUTY UNIFORMED PERSONNEL - TOTAL	895	550	153	192
MILITARY - TOTAL	893	550	152	191
ARMY	515	461	3	51
NAVY-MARINE CORPS	200	39	138	23
AIR FORCE	178	50	11	117
OTHER UNIFORMED PERSONNEL (PHS,CG,NOAA) - TOTAL	2	0	1	1
BEDS OCCUPIED BY RETIRED US UNIFORMED PERSONNEL - TOTAL	61	27	14	20
RETIRED MILITARY - TOTAL	61	27	14	20
ARMY	27	19	3	5
NAVY-MARINE CORPS	16	2	9	5
AIR FORCE	18	6	2	10
OTHER RETIRED UNIFORMED PERSONNEL (PHS,CG,NOAA) - TOTAL	0	0	0	0

Prepared by: Washington Headquarters Services
Directorate for Information
Operations and Reports

*Bassinets are included in this figure.

**TABLE 1.3
DEPARTMENT OF DEFENSE
OPERATING BEDS/OPERATING BASSINETS/BEDS OCCUPIED
AT FIXED MILITARY FACILITIES OUTSIDE THE UNITED STATES
FOR QUARTER ENDING DECEMBER 31, 1990**

OUTSIDE UNITED STATES	DOD TOTAL	ARMY FACILITIES	NAVY FACILITIES	AIR FORCE FACILITIES
BEDS OCCUPIED BY DEPENDENTS OF US ACTIVE DUTY MILITARY PERSONNEL	502	271	102	129
ARMY	230	230	7	21
NAVY-MARINE CORPS	86	5	74	7
AIR FORCE	158	36	21	101
BEDS OCCUPIED BY DEPENDENTS OF RETIRED AND DECEASED US MILITARY PERSONNEL	34	13	10	11
ARMY	15	10	3	2
NAVY-MARINE CORPS	9	1	5	3
AIR FORCE	10	2	2	6
BEDS OCCUPIED BY DEPENDENTS OF OTHER UNIFORMED PERSONNEL (PHS,CG,NOAA)	1	0	1	0
BEDS OCCUPIED BY ALL OTHER BENEFICIARIES	77	52	12	13

Prepared by. Washington Headquarters Services
Directorate for Information
Operations and Reports

**TABLE 2.1
DEPARTMENT OF DEFENSE
ADMISSIONS AT FIXED MILITARY FACILITIES - WORLDWIDE
FOR QUARTER ENDING DECEMBER 31, 1990**

WORLDWIDE	DOD TOTAL	ARMY FACILITIES	NAVY FACILITIES	AIR FORCE FACILITIES
NUMBER OF ADMISSIONS - TOTAL	191,266	91,443 *	46,645 *	53,178
ADMISSIONS OF US ACTIVE DUTY UNIFORMED PERSONNEL - TOTAL	65,725	32,301	17,430	15,994
MILITARY - TOTAL	65,169	32,155	17,189	15,825
ARMY	30,579	27,954	642	1,983
NAVY-MARINE CORPS	19,262	2,157	15,821	1,284
AIR FORCE	15,328	2,044	726	12,558
OTHER UNIFORMED PERSONNEL (PHS,CG,NOAA) - TOTAL	556	146	241	169
ADMISSIONS OF RETIRED US UNIFORMED PERSONNEL - TOTAL	25,094	12,907	4,487	7,700
ADMISSIONS OF RETIRED MILITARY - TOTAL	24,883	12,830	4,399	7,654
ARMY	10,779	8,582	746	1,451
NAVY-MARINE CORPS	5,560	1,396	3,069	1,095
AIR FORCE	3,544	2,852	584	5,108
ADMISSIONS OF OTHER RETIRED UNIFORMED PERSONNEL (PHS,CG,NOAA) - TOTAL	211	77	88	46

*Live births are included in this figure.

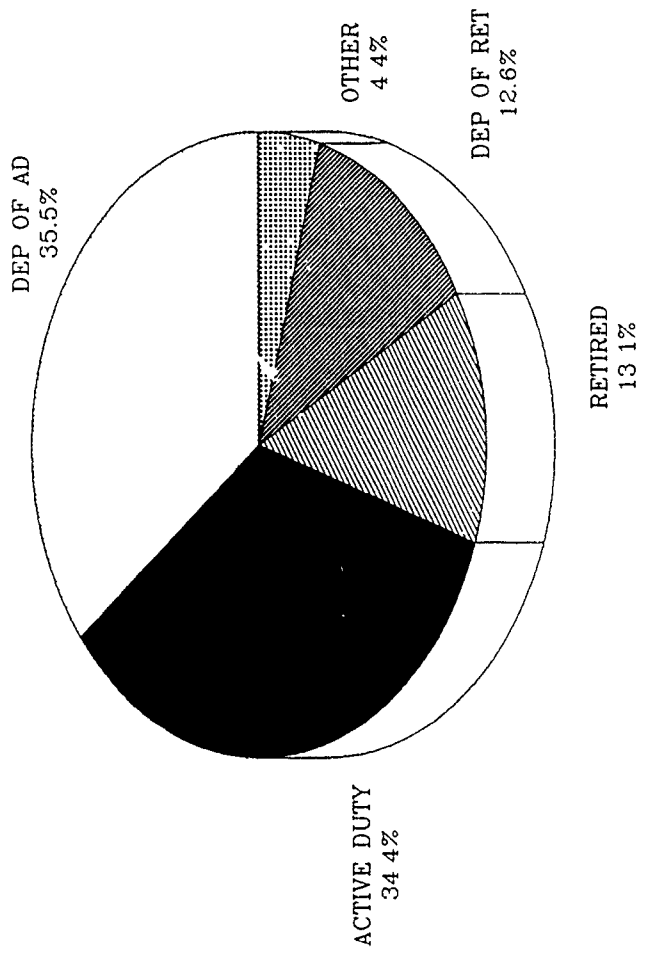
Prepared by: Washington Headquarters Services
Directorate for Information
Operations and Reports

**TABLE 2.1
DEPARTMENT OF DEFENSE
ADMISSIONS AT FIXED MILITARY FACILITIES - WORLDWIDE
FOR QUARTER ENDING DECEMBER 31, 1990**

WORLDWIDE	DOD TOTAL	ARMY FACILITIES	NAVY FACILITIES	AIR FORCE FACILITIES
ADMISSIONS OF DEPENDENTS OF US ACTIVE DUTY MILITARY PERSONNEL	- TOTAL	29,261	19,058	19,674
ARMY	27,347	23,931	1,046	2,370
NAVY-MARINE CORPS	20,894	2,454	16,732	1,708
AIR FORCE	19,752	2,876	1,280	15,596
ADMISSIONS OF DEPENDENTS OF RETIRED AND DECEASED US MILITARY PERSONNEL	- TOTAL	11,402	4,375	8,303
ARMY	10,239	7,878	748	1,613
NAVY-MARINE CORPS	5,423	1,252	2,988	1,183
AIR FORCE	8,418	2,272	639	5,507
ADMISSIONS OF DEPENDENTS OF OTHER UNIFORMED MILITARY PERSONNEL	- TOTAL	249	346	216
ADMISSIONS OF ALL OTHER BENEFICIARIES	- TOTAL	5,323	949	1,291

Prepared by: Washington Headquarters Services
Directorate for Information
Operations and Reports

ADMISSIONS—PERCENT OF TOTAL WORLDWIDE
QUARTER ENDING DECEMBER 31, 1990



Prepared by: Washington Headquarters Services
Directorate for Information
Operations and Reports

FIGURE 2.1

**TABLE 2.2
DEPARTMENT OF DEFENSE
ADMISSIONS AT FIXED MILITARY FACILITIES IN THE UNITED STATES
FOR QUARTER ENDING DECEMBER 31, 1990**

UNITED STATES	DOD TOTAL	ARMY FACILITIES	NAVY FACILITIES	AIR FORCE FACILITIES
NUMBER OF ADMISSIONS	161,671	76,577 *	39,664 *	45,430
ADMISSIONS OF US ACTIVE DUTY UNIFORMED PERSONNEL	51,665	24,611	14,760	12,294
MILITARY	51,142	24,471	14,538	12,133
ARMY	23,198	21,460	550	1,188
NAVY-MARINE CORPS	16,017	1,614	13,528	875
AIR FORCE	11,927	1,397	460	10,070
OTHER UNIFORMED PERSONNEL (PHS,CG,NOAA)	523	140	222	161
ADMISSIONS OF RETIRED US UNIFORMED PERSONNEL	24,270	12,543	4,263	7,464
ADMISSIONS OF RETIRED MILITARY	24,065	12,466	4,179	7,420
ARMY	10,403	8,317	675	1,411
NAVY-MARINE CORPS	5,360	1,375	2,948	1,037
AIR FORCE	8,302	2,774	556	4,972
ADMISSIONS OF OTHER RETIRED UNIFORMED PERSONNEL (PHS,CG,NOAA)	205	77	84	44

Prepared by: Washington Headquarters Services
Directorate for Information
Operations and Reports

*Live births are included in this figure.

**TABLE 2.2
DEPARTMENT OF DEFENSE
ADMISSIONS AT FIXED MILITARY FACILITIES IN THE UNITED STATES
FOR QUARTER ENDING DECEMBER 31, 1990**

UNITED STATES	DOD TOTAL	ARMY FACILITIES	NAVY FACILITIES	AIR FORCE FACILITIES
ADMISSIONS OF DEPENDENTS OF US ACTIVE DUTY MILITARY PERSONNEL	- TOTAL 55,594	23,569	15,599	16,426
ARMY	21,708	19,018	836	1,854
NAVY-MARINE CORPS	18,186	2,373	14,224	1,589
AIR FORCE	15,700	2,178	539	12,983
ADMISSIONS OF DEPENDENTS OF RETIRED AND DECEASED US MILITARY PERSONNEL	- TOTAL 23,418	11,167	4,140	8,111
ARMY	9,951	7,706	670	1,575
NAVY-MARINE CORPS	5,240	1,232	2,880	1,128
AIR FORCE	8,227	2,229	590	5,408
ADMISSIONS OF DEPENDENTS OF OTHER UNIFORMED MILITARY PERSONNEL	- TOTAL 777	245	317	215
ADMISSIONS OF ALL OTHER BENEFICIARIES	- TOTAL 5,947	4,442	585	920

Prepared by: Washington Headquarters Services
Directorate for Information
Operations and Reports

**TABLE 2.3
DEPARTMENT OF DEFENSE
ADMISSIONS AT FIXED MILITARY FACILITIES OUTSIDE THE UNITED STATES
FOR QUARTER ENDING DECEMBER 31, 1990**

OUTSIDE UNITED STATES	DOD TOTAL	ARMY FACILITIES	NAVY FACILITIES	AIR FORCE FACILITIES
NUMBER OF ADMISSIONS - TOTAL	29,595	14,866 *	6,981 *	7,748
ADMISSIONS OF US ACTIVE DUTY UNIFORMED PERSONNEL - TOTAL	14,060	7,690	2,670	3,700
MILITARY - TOTAL	14,027	7,684	2,651	3,692
ARMY	7,381	6,494	92	795
NAVY-MARINE CORPS	3,245	543	2,293	409
AIR FORCE	3,401	647	266	2,488
OTHER UNIFORMED PERSONNEL (PHS,CG,NOAA) - TOTAL	33	6	19	8
ADMISSIONS OF RETIRED US UNIFORMED PERSONNEL - TOTAL	824	354	224	236
ADMISSIONS OF RETIRED MILITARY - TOTAL	818	364	220	234
ARMY	376	265	71	40
NAVY-MARINE CORPS	200	21	121	58
AIR FORCE	242	78	28	136
ADMISSIONS OF OTHER RETIRED UNIFORMED PERSONNEL (PHS,CG,NOAA) - TOTAL	6	0	4	2

Prepared by: Washington Headquarters Services
Directorate for Information
Operations and Reports

*Live births are included in this figure.

**TABLE 2.3
DEPARTMENT OF DEFENSE
ADMISSIONS AT FIXED MILITARY FACILITIES OUTSIDE THE UNITED STATES
FOR QUARTER ENDING DECEMBER 31, 1990**

OUTSIDE UNITED STATES	DOD TOTAL	ARMY FACILITIES	NAVY FACILITIES	AIR FORCE FACILITIES
ADMISSIONS OF DEPENDENTS OF US ACTIVE DUTY MILITARY PERSONNEL	- TOTAL 12,399	5,692	3,459	3,248
ARMY	5,639	4,913	210	516
NAVY-MARINE CORPS	2,708	81	2,508	119
AIR FORCE	4,052	698	741	2,613
ADMISSIONS OF DEPENDENTS OF RETIRED AND DECEASED US MILITARY PERSONNEL	- TOTAL 662	235	235	192
ARMY	288	172	78	38
NAVY-MARINE CORPS	183	20	108	55
AIR FORCE	191	43	49	99
ADMISSIONS OF DEPENDENTS OF OTHER UNIFORMED MILITARY PERSONNEL	- TOTAL 34	4	29	1
ADMISSIONS OF ALL OTHER BENEFICIARIES	- TOTAL 1,616	881	364	371

Prepared by: Washington Headquarters Services
Directorate for Information
Operations and Reports

**TABLE 3.1
DEPARTMENT OF DEFENSE
OUTPATIENT VISITS AND LIVE BIRTHS
AT FIXED MILITARY FACILITIES - WORLDWIDE
FOR QUARTER ENDING DECEMBER 31, 1990**

WORLDWIDE	DOD TOTAL	ARMY FACILITIES	NAVY FACILITIES	AIR FORCE FACILITIES
NUMBER OF OUTPATIENT VISITS	- TOTAL	5,058,832	2,653,360	3,727,706
OUTPATIENT VISITS BY US ACTIVE DUTY UNIFORMED PERSONNEL	- TOTAL	1,978,110	1,327,752	1,183,148
MILITARY	- TOTAL	1,973,704	1,318,742	1,177,862
ARMY	1,957,728	1,870,550	21,524	65,654
NAVY-MARINE CORPS	1,369,635	51,860	1,278,749	39,026
AIR FORCE	1,142,945	51,294	18,469	1,073,182
OTHER UNIFORMED PERSONNEL (PHS,CG,NOAA)	- TOTAL	4,406	9,010	5,286
OUTPATIENT VISITS BY RETIRED US UNIFORMED PERSONNEL	- TOTAL	466,172	176,375	396,774
OUTPATIENT VISITS BY DEPENDENTS OF US ACTIVE DUTY UNIFORMED PERSONNEL	- TOTAL	1,717,486	775,610	1,518,638
DEPENDENTS OF MILITARY PERSONNEL	- TOTAL	1,709,751	760,508	1,507,950
ARMY	1,643,709	1,485,288	33,751	124,670
NAVY-MARINE CORPS	888,918	108,660	696,971	83,287
AIR FORCE	1,445,582	115,803	29,786	1,299,993
DEPENDENTS OF OTHER UNIFORMED PERSONNEL (PHS,CG,NOAA)	- TOTAL	7,735	15,102	10,688

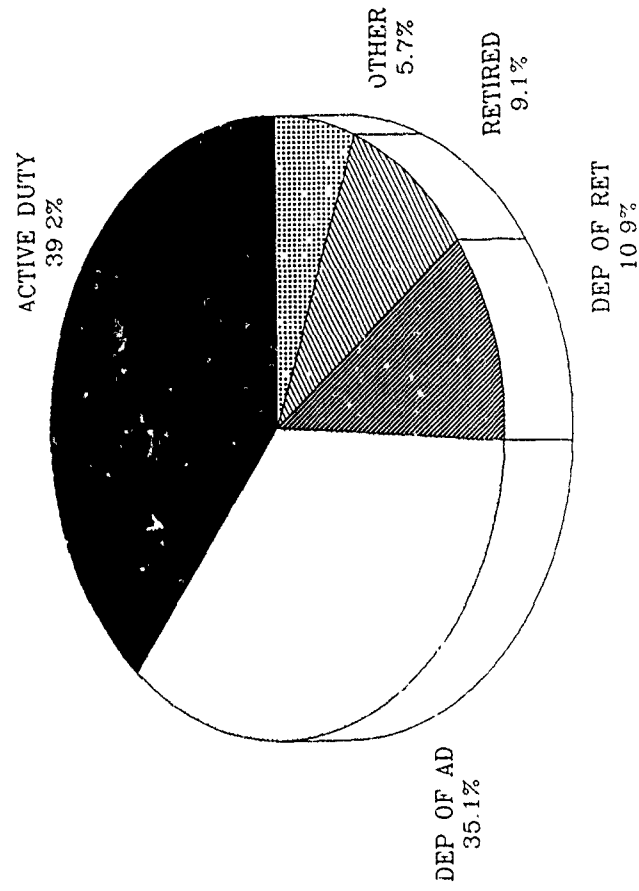
Prepared by: Washington Headquarters Services
Directorate for Information
Operations and Reports

**TABLE 3.1
DEPARTMENT OF DEFENSE
OUTPATIENT VISITS AND LIVE BIRTHS
AT FIXED MILITARY FACILITIES - WORLDWIDE
FOR QUARTER ENDING DECEMBER 31, 1990**

WORLDWIDE	DOD TOTAL	ARMY FACILITIES	NAVY FACILITIES	AIR FORCE FACILITIES
OUTPATIENT VISITS BY DEPENDENTS OF RETIRED AND DECEASED US UNIFORMED PERSONNEL	- TOTAL 1,252,050	551,548	195,455	505,047
OUTPATIENT VISITS BY ALL OTHER BENEFICIARIES	- TOTAL 647,783	345,516	178,168	124,099
NUMBER OF LIVE BIRTHS	- TOTAL 22,041	8,850	5,575	7,616

Prepared by: Washington Headquarters Services
Directorate for Information
Operations and Reports

OUTPATIENT VISITS
PERCENT OF WORLDWIDE TOTAL
QUARTER ENDING DECEMBER 31, 1990



Prepared by: Washington Headquarters Services
Directorate for Information
Operations and Reports

FIGURE 3.1

TABLE 3.2
DEPARTMENT OF DEFENSE
OUTPATIENT VISITS AND LIVE BIRTHS
AT FIXED MILITARY FACILITIES IN THE UNITED STATES
FOR QUARTER ENDING DECEMBER 31, 1990

UNITED STATES	DOD TOTAL	ARMY FACILITIES	NAVY FACILITIES	AIR FORCE FACILITIES
NUMBER OF OUTPATIENT VISITS - TOTAL	9,553,770	4,095,337	2,264,285	3,194,148
OUTPATIENT VISITS BY US ACTIVE DUTY UNIFORMED PERSONNEL - TOTAL	3,575,651	1,482,556	1,138,474	954,621
MILITARY - TOTAL	3,557,945	1,478,168	1,130,255	949,522
ARMY	1,456,321	1,392,653	17,069	46,599
NAVY-MARINE CORPS	1,182,204	47,140	1,103,041	32,023
AIR FORCE	919,420	38,375	10,145	870,900
OTHER UNIFORMED PERSONNEL (PHS,CG,NOAA) - TOTAL	17,706	4,388	8,219	5,099
OUTPATIENT VISITS BY RETIRED US UNIFORMED PERSONNEL - TOTAL	1,007,899	452,318	167,208	388,373
OUTPATIENT VISITS BY DEPENDENTS OF US ACTIVE DUTY UNIFORMED PERSONNEL - TOTAL	3,192,526	1,320,459	626,300	1,245,767
DEPENDENTS OF MILITARY PERSONNEL - TOTAL	3,160,187	1,312,771	611,980	1,235,436
ARMY	1,240,511	1,113,997	28,282	98,232
NAVY-MARINE CORPS	749,501	104,983	567,849	76,669
AIR FORCE	1,170,175	93,791	15,849	1,060,535
DEPENDENTS OF OTHER UNIFORMED PERSONNEL (PHS,CG,NOAA) - TOTAL	32,339	7,688	14,320	10,331

Prepared by: Washington Headquarters Services
 Directorate for Information
 Operations and Reports

**TABLE 3.2
DEPARTMENT OF DEFENSE
OUTPATIENT VISITS AND LIVE BIRTHS
AT FIXED MILITARY FACILITIES IN THE UNITED STATES
FOR QUARTER ENDING DECEMBER 31, 1990**

UNITED STATES	DOD TOTAL	ARMY FACILITIES	NAVY FACILITIES	AIR FORCE FACILITIES
OUTPATIENT VISITS BY DEPENDENTS OF RETIRED AND DECEASED US UNIFORMED PERSONNEL - TOTAL	1,225,802	542,135	184,852	498,815
OUTPATIENT VISITS BY ALL OTHER BENEFICIARIES - TOTAL	551,892	297,869	147,451	106,572
NUMBER OF LIVE BIRTHS - TOTAL	17,801	7,005	4,441	6,355

Prepared by: Washington Headquarters Services
Directorate for Information
Operations and Reports

TABLE 3.3
DEPARTMENT OF DEFENSE
OUTPATIENT VISITS AND LIVE BIRTHS
AT FIXED MILITARY FACILITIES OUTSIDE THE UNITED STATES
FOR QUARTER ENDING DECEMBER 31, 1990

OUTSIDE UNITED STATES	DOD TOTAL	ARMY FACILITIES	NAVY FACILITIES	AIR FORCE FACILITIES
NUMBER OF OUTPATIENT VISITS - TOTAL	1,886,128	963,495	389,075	533,558
OUTPATIENT VISITS BY US ACTIVE DUTY UNIFORMED PERSONNEL				
- TOTAL	913,359	495,554	189,278	228,527
MILITARY				
- TOTAL	912,363	495,536	188,487	228,340
ARMY	501,407	477,897	4,455	19,055
NAVY-MARINE CORPS	187,431	4,720	175,708	7,003
AIR FORCE	223,525	12,919	8,324	202,282
OTHER UNIFORMED PERSONNEL (PHS,CG,NOAA)	996	18	791	187
OUTPATIENT VISITS BY RETIRED US UNIFORMED PERSONNEL				
- TOTAL	31,422	13,854	9,167	8,401
OUTPATIENT VISITS BY DEPENDENTS OF US ACTIVE DUTY UNIFORMED PERSONNEL				
- TOTAL	819,208	397,027	149,310	272,871
DEPENDENTS OF MILITARY PERSONNEL				
- TOTAL	818,022	396,980	148,528	272,514
ARMY	403,198	371,291	5,469	26,438
NAVY-MARINE CORPS	139,417	3,677	129,122	6,618
AIR FORCE	275,407	22,012	13,937	239,458
DEPENDENTS OF OTHER UNIFORMED PERSONNEL (PHS,CG,NOAA)				
- TOTAL	1,186	47	782	357

Prepared by: Washington Headquarters Services
 Directorate for Information
 Operations and Reports

**TABLE 3.3
DEPARTMENT OF DEFENSE
OUTPATIENT VISITS AND LIVE BIRTHS
AT FIXED MILITARY FACILITIES OUTSIDE THE UNITED STATES
FOR QUARTER ENDING DECEMBER 31, 1990**

OUTSIDE UNITED STATES	DOD TOTAL	ARMY FACILITIES	NAVY FACILITIES	AIR FORCE FACILITIES
OUTPATIENT VISITS BY DEPENDENTS OF RETIRED AND DECEASED US UNIFORMED PERSONNEL - TOTAL	26,248	9,413	10,603	6,232
OUTPATIENT VISITS BY ALL OTHER BENEFICIARIES - TOTAL	95,891	47,647	30,717	17,527
NUMBER OF LIVE BIRTHS - TOTAL	4,240	1,845	1,134	1,261

Prepared by Washington Headquarters Services
Directorate for Information
Operations and Reports

GLOSSARY

Admission. The act of placing an individual under treatment or observation in a hospital. The day of admission is the day on which the hospital makes a formal acceptance of the patient who is to be provided with room, board, and continuous nursing service in an area of the hospital where patients normally stay at least overnight. While the admission of a newborn is deemed to occur at time of birth, these neonates are reported separately and excluded from the admission data.

Average Daily Patient Load (ADPL). Average number of inpatients in the hospital and receiving care each day during a reported period. Included are patients on pass or liberty not in excess of 72 hours and patients admitted and discharged on the same day. Excluded are newborns, patients on convalescent leave, and patients authorized to subsist out. ADPL is calculated by dividing the number of occupied bed days during the period by the total number of days in the reported period.

Rassinet Day. A day spent in the newborn nursery by a healthy infant. This excludes days spent by infants in equipment referred to as a bassinets on any pediatric nursing unit, pediatric intensive care unit, or other nursing unit.

Live Births. The complete expulsion or extraction from a mother of a product of conception, irrespective of the duration of pregnancy, which, after such separation, breathes or shows any other evidence of life such as heartbeat, umbilical cord pulsation, or definite movement of voluntary muscles, whether or not the umbilical cord has been cut or the placenta is attached. Heartbeats are to be distinguished from transient cardiac contractions; respirations are to be distinguished from fleeting respiratory efforts or gasps.

Operating Bed. Accommodation in a functioning medical treatment facility that is currently set up and ready in all respects for the care of a patient. It must include supporting space, equipment, medical material, ancillary and support services, and staff to operate under normal circumstances. Excluded are transient patient beds, bassinets, incubators, labor beds, and recovery beds.

Outpatient Visit. A hospital program for the performance of elective surgical procedures on patients who are not admitted to the hospital as inpatients.