


AD-A240 273



Department of Defense  
**SELECTED MEDICAL CARE STATISTICS**

Quarter Ending March 31, 1991

**SD**  
DTIC  
ELECTE  
SEP 16 1991



This document has been approved  
for public release and its  
distribution is unlimited.

91 9 10 002



DIRECTORATE FOR INFORMATION  
OPERATIONS AND REPORTS (DIOR)

91-10671



OSD

WASHINGTON HEADQUARTERS SERVICES

L02

12

# Department of Defense Selected Medical Care Statistics

Quarter Ending March 31, 1991

*Washington Headquarters Services  
Directorate for Information  
Operations and Reports*

DATE	1991 03 31
BY	DR. J. L. ...
CLASSIFICATION	UNCLASSIFIED
CONTROL	...
FORM	A-1

~~FOR SALE BY THE SUPERINTENDENT OF DOCUMENTS  
U.S. GOVERNMENT PRINTING OFFICE  
WASHINGTON, DC. 20402~~

DTIC and NTIS identification number for this publication is DIOF/O2-91/02

## FOREWORD

*Selected Medical Care Statistics (SMCS)* is a quarterly publication prepared by the Washington Headquarters Services, Directorate for Information Operations and Reports (WHS/DIOR) of the Office of the Secretary of Defense.

SMCS presents quarterly summary data concerning medical care provided at fixed military medical facilities located in: (1) the United States and (2) outside the United States, in territories, possessions and foreign countries. This publication contains pie charts which are based on the percent of the worldwide DoD total for each of the categories. Admissions and beds occupied by dependents of other uniformed personnel (Public Health Service (PHS), Coast Guard (CG), National Oceanic Atmospheric Administration (NOAA)) are less than one percent and are included in the "other" category on applicable charts and graphs.

This publication is generated from a computerized data base developed and maintained in consonance with Department of Defense Instruction (DoDI) 6015.14, July 13, 1990, under Reports Control Symbol D&M(Q)1474 by the Manpower Management Information Division of WHS/DIOR.

## TABLE OF CONTENTS

TABLE NUMBER		PAGE
Table 1.1	Operating Beds/Operating Bassinets/Beds Occupied - Worldwide.....	1
Figure 1.1	Beds Occupied - Percent of DoD Total Worldwide.....	3
Table 1.2	Operating Beds/Operating Bassinets/Beds Occupied in the United States.....	4
Table 1.3	Operating Beds/Operating Bassinets/Beds Occupied Outside the United States.....	6
Table 2.1	Admissions - Worldwide.....	8
Figure 2.1	Admissions - Percent of DoD Total Worldwide.....	10
Table 2.2	Admissions in the United States.....	11
Table 2.3	Admissions Outside the United States.....	13
Table 3.1	Outpatient Visits and Live Births - Worldwide.....	15
Figure 3.1	Outpatient Visits - Percent of Worldwide Total.....	17
Table 3.2	Outpatient Visits and Live Births in the United States.....	18
Table 3.3	Outpatient Visits and Live Births Outside the United States.....	20
	<b>GLOSSARY</b> .....	23

**TABLE 1.1  
DEPARTMENT OF DEFENSE  
OPERATING BEDS/OPERATING BASSINETS/BEDS OCCUPIED  
AT FIXED MILITARY FACILITIES - WORLDWIDE  
FOR QUARTER ENDING MARCH 31, 1991**

WORLDWIDE	DOD TOTAL	ARMY FACILITIES	NAVY FACILITIES	AIR FORCE FACILITIES
NUMBER OF OPERATING BEDS - TOTAL	17,615	7,062	3,813	6,740
NUMBER OF OPERATING BASSINETS - TOTAL	1,777	439	231	1,057
NUMBER OF BEDS OCCUPIED (DAILY AVERAGE (ADPL)) - TOTAL	10,063	5,251*	2,117	2,695
BEDS OCCUPIED BY US ACTIVE DUTY UNIFORMED PERSONNEL - TOTAL	4,207	2,202	1,018	987
MILITARY	4,178	2,194	1,008	976
ARMY	2,154	1,887	53	224
NAVY-MARINE CORPS	1,195	171	917	107
AIR FORCE	819	136	38	645
OTHER UNIFORMED PERSONNEL (PHS, CG, NOAA) - TOTAL	29	8	10	11
BEDS OCCUPIED BY RETIRED US UNIFORMED PERSONNEL - TOTAL	1,714	920	289	505
RETIRED MILITARY	1,701	917	283	501
ARMY	758	610	44	104
NAVY-MARINE CORPS	387	114	197	76
AIR FORCE	556	193	42	321
OTHER RETIRED UNIFORMED PERSONNEL (PHS, CG, NOAA) - TOTAL	13	3	6	4

Prepared by: Washington Headquarters Services  
Directorate for Information  
Operations and Reports

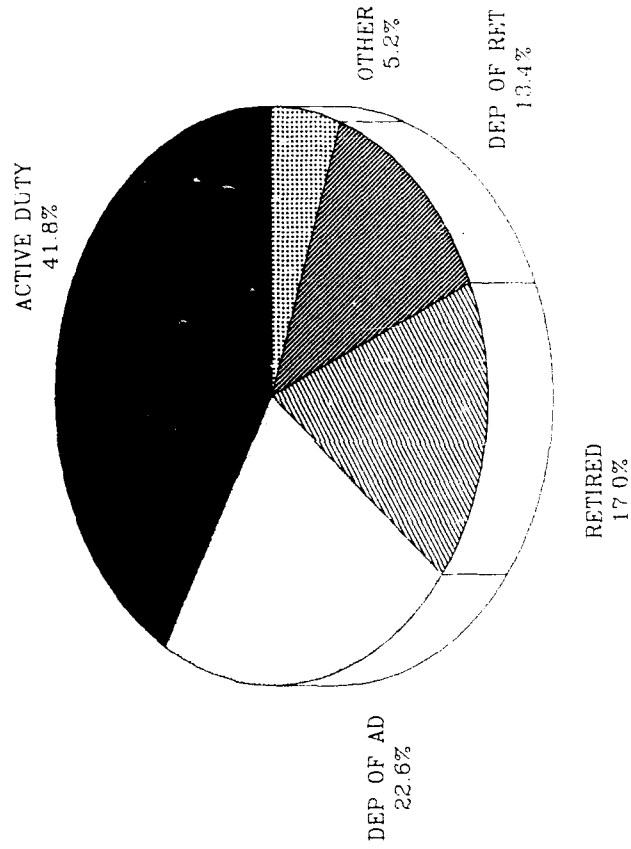
\*Bassinets are included in this figure.

**TABLE 1.1  
DEPARTMENT OF DEFENSE  
OPERATING BEDS/OPERATING BASSINETS/BEDS OCCUPIED  
AT FIXED MILITARY FACILITIES - WORLDWIDE  
FOR QUARTER ENDING MARCH 31, 1991**

WORLDWIDE	DOD TOTAL	ARMY FACILITIES	NAVY FACILITIES	AIR FORCE FACILITIES
BEDS OCCUPIED BY DEPENDENTS OF US ACTIVE DUTY MILITARY PERSONNEL	- TOTAL 2,274	1,096	478	700
ARMY	1,004	866	38	100
NAVY-MARINE CORPS	579	107	405	67
AIR FORCE	691	123	35	533
BEDS OCCUPIED BY DEPENDENTS OF RETIRED AND DECEASED US MILITARY PERSONNEL	- TOTAL 1,346	685	225	436
ARMY	580	459	37	84
NAVY-MARINE CORPS	302	78	159	65
AIR FORCE	464	148	29	287
BEDS OCCUPIED BY DEPENDENTS OF OTHER UNIFORMED PERSONNEL (PHS, CG, NOAA)	- TOTAL 33	11	12	10
BEDS OCCUPIED BY ALL OTHER BENEFICIARIES	- TOTAL 489	337	95	57

Prepared by: Washington Headquarters Services  
Directorate for Information  
Operations and Reports

BEDS OCCUPIED - PERCENT OF TOTAL WORLDWIDE  
QUARTER ENDING MARCH 31, 1991



Prepared by: Washington Headquarters Services  
Directorate for Information  
Operations and Reports

FIGURE 1.1

**TABLE 1.2**  
**DEPARTMENT OF DEFENSE**  
**OPERATING BEDS/OPERATING BASSINETS/BEDS OCCUPIED**  
**AT FIXED MILITARY FACILITIES IN THE UNITED STATES**  
**FOR QUARTER ENDING MARCH 31, 1991**

UNITED STATES	DOD TOTAL	ARMY FACILITIES	NAVY FACILITIES	AIR FORCE FACILITIES
NUMBER OF OPERATING BEDS - TOTAL	13,272	6,023	3,327	3,922
NUMBER OF OPERATING BASSINETS - TOTAL	1,503	406	191	906
NUMBER OF BEDS OCCUPIED (DAILY AVERAGE (ADPL)) - TOTAL	8,637	4,454 *	1,871	2,312
BEDS OCCUPIED BY US ACTIVE DUTY UNIFORMED PERSONNEL - TOTAL	3,313	1,676	877	760
MILITARY - TOTAL	3,284	1,668	867	749
ARMY	1,624	1,433	50	141
NAVY-MARINE CORPS	1,003	134	791	78
AIR FORCE	657	101	26	530
OTHER UNIFORMED PERSONNEL (PHS, CG, NOAA) - TOTAL	29	8	10	11
BEDS OCCUPIED BY RETIRED US UNIFORMED PERSONNEL - TOTAL	1,658	895	275	488
RETIRED MILITARY - TOTAL	1,645	892	269	484
ARMY	729	590	40	99
NAVY-MARINE CORPS	373	112	190	71
AIR FORCE	543	190	39	314
OTHER RETIRED UNIFORMED PERSONNEL (PHS, CG, NOAA) - TOTAL	13	3	6	4

Prepared by: Washington Headquarters Services  
 Directorate for Information  
 Operations and Reports

\*Bassinets are included in this figure.

**TABLE 1.2  
DEPARTMENT OF DEFENSE  
OPERATING BEDS/OPERATING BASSINETS/BEDS OCCUPIED  
AT FIXED MILITARY FACILITIES IN THE UNITED STATES  
FOR QUARTER ENDING MARCH 31, 1991**

UNITED STATES	DOD TOTAL	ARMY FACILITIES	NAVY FACILITIES	AIR FORCE FACILITIES
BEDS OCCUPIED BY DEPENDENTS OF US ACTIVE DUTY MILITARY PERSONNEL	- TOTAL 1,908	919	406	583
ARMY	823	709	33	81
NAVY-MARINE CORPS	513	104	351	58
AIR FORCE	572	106	22	444
BEDS OCCUPIED BY DEPENDENTS OF RETIRED AND DECEASED US MILITARY PERSONNEL	- TOTAL 1,313	672	216	425
ARMY	565	449	34	82
NAVY-MARINE CORPS	293	77	154	62
AIR FORCE	455	146	28	281
BEDS OCCUPIED BY DEPENDENTS OF OTHER UNIFORMED PERSONNEL (PHS, CC, NCAAF)	- TOTAL 32	11	11	10
BEDS OCCUPIED BY ALL OTHER BENEFICIARIES	- TOTAL 413	281	86	46

Prepared by: Washington Headquarters Services  
Directorate for Information  
Operations and Reports

**TABLE 1.3  
DEPARTMENT OF DEFENSE  
OPERATING BEDS/OPERATING BASSINETS/BEDS OCCUPIED  
AT FIXED MILITARY FACILITIES OUTSIDE THE UNITED STATES  
FOR QUARTER ENDING MARCH 31, 1991**

OUTSIDE UNITED STATES	DOD TOTAL	ARMY FACILITIES	NAVY FACILITIES	AIR FORCE FACILITIES
NUMBER OF OPERATING BEDS - TOTAL	4,543	1,039	486	2,818
NUMBER OF OPERATING BASSINETS - TOTAL	274	83	40	151
NUMBER OF BEDS OCCUPIED (DAILY AVERAGE (ADPL)) - TOTAL	1,426	797*	246	383
BEDS OCCUPIED BY US ACTIVE DUTY UNIFORMED PERSONNEL - TOTAL	894	516	141	227
MILITARY - TOTAL	894	526	141	227
ARMY	540	454	3	83
NAVY-MARINE CORPS	192	37	126	29
AIR FORCE	162	35	12	115
OTHER UNIFORMED PERSONNEL (PHS, CG, NOAA) - TOTAL	0	0	0	0
BEDS OCCUPIED BY RETIRED US UNIFORMED PERSONNEL - TOTAL	56	25	14	17
RETIRED MILITARY - TOTAL	56	25	14	17
ARMY	29	20	4	5
NAVY-MARINE CORPS	14	2	7	5
AIR FORCE	13	3	3	7
OTHER RETIRED UNIFORMED PERSONNEL (PHS, CG, NOAA) - TOTAL	0	0	0	0

Prepared by: Washington Headquarters Services  
Directorate for Information  
Operations and Reports

\*Bassinets are included in this figure.

**TABLE 1.3**  
**DEPARTMENT OF DEFENSE**  
**OPERATING BEDS/OPERATING BASSINETS/BEDS OCCUPIED**  
**AT FIXED MILITARY FACILITIES OUTSIDE THE UNITED STATES**  
**FOR QUARTER ENDING MARCH 31, 1991**

OUTSIDE UNITED STATES	DOD TOTAL	ARMY FACILITIES	NAVY FACILITIES	AIR FORCE FACILITIES
BEDS OCCUPIED BY DEPENDENTS OF US ACTIVE DUTY MILITARY PERSONNEL	366	177	72	117
- TOTAL				
ARMY	181	157	5	19
NAVY-MARINE CORPS	66	3	54	9
AIR FORCE	119	17	13	89
BEDS OCCUPIED BY DEPENDENTS OF RETIRED AND DECEASED US MILITARY PERSONNEL	33	13	9	11
- TOTAL				
ARMY	15	10	3	2
NAVY-MARINE CORPS	9	1	5	3
AIR FORCE	9	2	1	6
BEDS OCCUPIED BY DEPENDENTS OF OTHER UNIFORMED PERSONNEL (PHS, CG, NOAA)	1	0	1	0
- TOTAL				
BEDS OCCUPIED BY ALL OTHER BENEFICIARIES	76	56	9	11
- TOTAL				

Prepared by Washington Headquarters Services  
 Directorate for Information  
 Operations and Reports

**TABLE 2.1  
DEPARTMENT OF DEFENSE  
ADMISSIONS AT FIXED MILITARY FACILITIES - WORLDWIDE  
FOR QUARTER ENDING MARCH 31, 1991**

WORLDWIDE	DCD TOTAL	ARMY FACILITIES	NAVY FACILITIES	AIR FORCE FACILITIES
NUMBER OF ADMISSIONS - TOTAL	191,458	95,521*	41,990	53,947
ADMISSIONS OF US ACTIVE DUTY UNIFORMED PERSONNEL - TOTAL	71,383	35,959	17,551	17,873
MILITARY - TOTAL	70,174	35,797	17,256	17,721
ARMY	35,415	31,252	781	3,382
NAVY-MARINE CORPS	19,579	2,433	15,653	1,493
AIR FORCE	15,780	2,112	822	12,846
OTHER UNIFORMED PERSONNEL (PHS,CG,NOAA) - TOTAL	609	162	296	152
ADMISSIONS OF RETIRED US UNIFORMED PERSONNEL - TOTAL	25,633	13,455	7,823	7,355
ADMISSIONS OF RETIRED MILITARY - TOTAL	25,435	13,399	4,731	7,300
ARMY	11,159	8,988	715	1,456
NAVY-MARINE CORPS	5,836	1,509	3,508	1,019
AIR FORCE	8,440	2,902	708	4,830
ADMISSIONS OF OTHER RETIRED UNIFORMED PERSONNEL (PHS,CG,NOAA) - TOTAL	198	56	92	50

Prepared by: Washington Headquarters Services  
Directorate for Information Operations and Reports

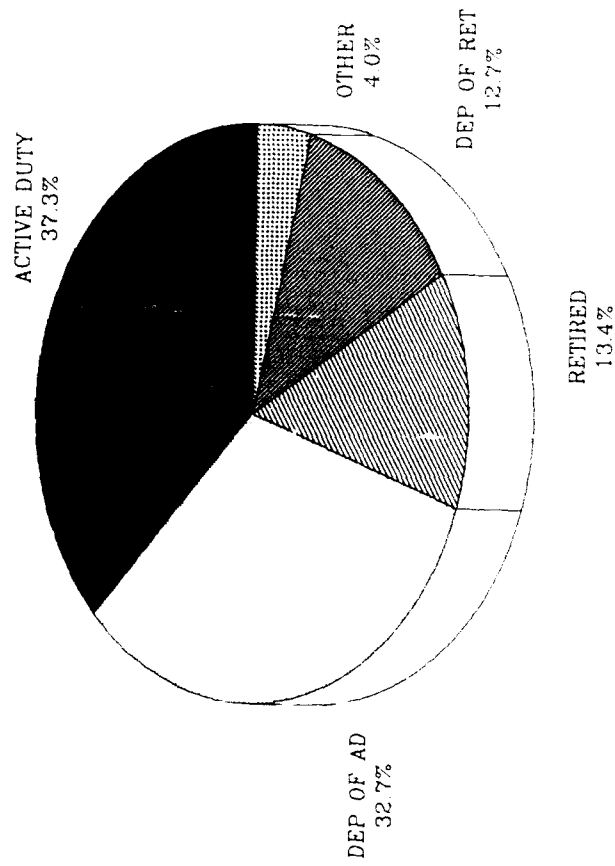
\*Live births are included in this figure.

**TABLE 2.1**  
**DEPARTMENT OF DEFENSE**  
**ADMISSIONS AT FIXED MILITARY FACILITIES - WORLDWIDE**  
**FOR QUARTER ENDING MARCH 31, 1991**

WORLDWIDE	DOD TOTAL	ARMY FACILITIES	NAVY FACILITIES	AIR FORCE FACILITIES
ADMISSIONS OF DEPENDENTS OF US ACTIVE DUTY MILITARY PERSONNEL	- TOTAL	28,889	14,305	19,354
ARMY	27,039	23,701	895	2,443
NAVY-MARINE CORPS	16,496	2,446	12,388	1,662
AIR FORCE	19,013	2,742	1,022	15,249
ADMISSIONS OF DEPENDENTS OF RETIRED AND DECEASED US MILITARY PERSONNEL	- TOTAL	11,965	4,404	7,899
ARMY	10,400	8,205	705	1,490
NAVY-MARINE CORPS	5,491	1,279	3,114	1,098
AIR FORCE	8,377	2,481	585	5,311
ADMISSIONS OF DEPENDENTS OF OTHER UNIFORMED MILITARY PERSONNEL	- TOTAL	248	302	225
ADMISSIONS OF ALL OTHER BENEFICIARIES	- TOTAL	5,005	605	1,241

Prepared by: Washington Headquarters Services  
 Directorate for Information  
 Operations and Reports

ADMISSIONS—PERCENT OF TOTAL WORLDWIDE  
QUARTER ENDING MARCH 31, 1991



Prepared by: Washington Headquarters Services  
Directorate for Information  
Operations and Reports

FIGURE 2.1

**TABLE 2.2**  
**DEPARTMENT OF DEFENSE**  
**ADMISSIONS AT FIXED MILITARY FACILITIES IN THE UNITED STATES**  
**FOR QUARTER ENDING MARCH 31, 1991**

UNITED STATES:	DOD TOTAL	ARMY FACILITIES	NAVY FACILITIES	AIR FORCE FACILITIES
NUMBER OF ADMISSIONS - TOTAL	160,950	79,642*	36,261	45,047
ADMISSIONS OF US ACTIVE DUTY UNIFORMED PERSONNEL - TOTAL	54,402	26,593	14,993	12,816
MILITARY - TOTAL	53,816	26,436	14,713	12,667
ARMY	25,440	23,244	693	1,503
NAVY-MARINE CORPS	16,075	1,708	13,474	893
AIR FORCE	12,301	1,484	546	10,271
OTHER UNIFORMED PERSONNEL (PHS,CG,NOAA) - TOTAL	586	157	290	149
ADMISSIONS OF RETIRED US UNIFORMED PERSONNEL - TOTAL	24,831	13,079	4,601	7,151
ADMISSIONS OF RETIRED MILITARY - TOTAL	24,639	13,023	4,513	7,103
ARMY	10,751	8,695	651	1,405
NAVY-MARINE CORPS	5,641	1,484	3,187	970
AIR FORCE	8,247	2,844	675	4,728
ADMISSIONS OF OTHER RETIRED UNIFORMED PERSONNEL (PHS,CG,NOAA) - TOTAL	192	56	88	48

\*Live births are included in this figure.

Prepared by: Washington Headquarters Services  
 Directorate for Information  
 Operations and Reports

**TABLE 2.2  
DEPARTMENT OF DEFENSE  
ADMISSIONS AT FIXED MILITARY FACILITIES IN THE UNITED STATES  
FOR QUARTER ENDING MARCH 31, 1991**

UNITED STATES	DOD TOTAL	ARMY FACILITIES	NAVY FACILITIES	AIR FORCE FACILITIES
ADMISSIONS OF DEPENDENTS OF US ACTIVE DUTY MILITARY PERSONNEL	- TOTAL 52,167	24,085	11,876	16,206
ARMY	22,134	19,434	734	1,966
NAVY-MARINE CORPS	14,491	2,375	10,598	1,518
AIR FORCE	15,542	2,276	544	12,722
ADMISSIONS OF DEPENDENTS OF RETIRED AND DECEASED US MILITARY PERSONNEL	- TOTAL 23,645	11,728	4,194	7,723
ARMY	10,131	8,029	635	1,467
NAVY-MARINE CORPS	5,321	1,263	3,004	1,054
AIR FORCE	8,193	2,436	555	5,202
ADMISSIONS OF DEPENDENTS OF OTHER UNIFORMED MILITARY PERSONNEL	- TOTAL 754	245	289	220
ADMISSIONS OF ALL OTHER BENEFICIARIES	- TOTAL 5,151	3,912	308	931

Prepared by: Washington Headquarters Services  
Directorate for Information  
Operations and Reports

**TABLE 2.3**  
**DEPARTMENT OF DEFENSE**  
**ADMISSIONS AT FIXED MILITARY FACILITIES OUTSIDE THE UNITED STATES**  
**FOR QUARTER ENDING MARCH 31, 1991**

OUTSIDE UNITED STATES	DOD TOTAL	ARMY FACILITIES	NAVY FACILITIES	AIR FORCE FACILITIES
NUMBER OF ADMISSIONS - TOTAL	30,508	15,879 *	5,729	8,900
ADMISSIONS OF US ACTIVE DUTY UNIFORMED PERSONNEL	16,981	9,366	2,558	5,057
MILITARY - TOTAL	16,958	9,361	2,543	5,054
ARMY	9,975	8,008	88	1,879
NAVY-MARINE CORPS	3,504	725	2,179	600
AIR FORCE	3,479	628	276	2,575
OTHER UNIFORMED PERSONNEL (PHS,CG,NOAA) - TOTAL	23	5	15	3
ADMISSIONS OF RETIRED US UNIFORMED PERSONNEL	802	376	222	204
ADMISSIONS OF RETIRED MILITARY - TOTAL	796	376	218	202
ARMY	408	293	64	51
NAVY-MARINE CORPS	195	25	121	49
AIR FORCE	193	58	33	102
ADMISSIONS OF OTHER RETIRED UNIFORMED PERSONNEL (PHS,CG,NOAA) - TOTAL	6	0	4	2

Prepared by: Washington Headquarters Services  
 Directorate for Information  
 Operations and Reports

\*Live births are included in this figure.

**TABLE 2.3**  
**DEPARTMENT OF DEFENSE**  
**ADMISSIONS AT FIXED MILITARY FACILITIES OUTSIDE THE UNITED STATES**  
**FOR QUARTER ENDING MARCH 31, 1991**

OUTSIDE UNITED STATES	DOD TOTAL	ARMY FACILITIES	NAVY FACILITIES	AIR FORCE FACILITIES
ADMISSIONS OF DEPENDENTS OF US ACTIVE DUTY MILITARY PERSONNEL	- TOTAL 10,381	4,804	2,429	3,148
ARMY	4,905	4,267	161	477
NAVY-MARINE CORPS	2,005	71	1,790	144
AIR FORCE	3,471	466	478	2,527
ADMISSIONS OF DEPENDENTS OF RETIRED AND DECEASED US MILITARY PERSONNEL	- TOTAL 623	237	210	176
ARMY	269	176	70	23
NAVY-MARINE CORPS	170	16	110	44
AIR FORCE	184	45	30	109
ADMISSIONS OF DEPENDENTS OF OTHER UNIFORMED MILITARY PERSONNEL	- TOTAL 21	3	13	5
ADMISSIONS OF ALL OTHER BENEFICIARIES	- TOTAL 1,700	1,093	297	310

Prepared by: Washington Headquarters Services  
 Directorate for Information  
 Operations and Reports

**TABLE 3.1  
DEPARTMENT OF DEFENSE  
OUTPATIENT VISITS AND LIVE BIRTHS  
AT FIXED MILITARY FACILITIES - WORLDWIDE  
FOR QUARTER ENDING MARCH 31, 1991**

WORLDWIDE		DOD TOTAL	ARMY FACILITIES	NAVY FACILITIES	AIR FORCE FACILITIES
NUMBER OF OUTPATIENT VISITS	- TOTAL	11,961,527	5,270,669	2,747,699	3,943,159
OUTPATIENT VISITS BY US ACTIVE DUTY UNIFORMED PERSONNEL	- TOTAL	4,563,062	1,993,881	1,327,027	1,242,154
MILITARY	- TOTAL	4,542,922	1,989,347	1,316,657	1,236,918
ARMY		1,982,217	1,885,199	24,376	72,642
NAVY-MARINE CORPS		1,364,996	52,493	1,270,658	41,845
AIR FORCE		1,195,709	51,655	21,623	1,122,431
OTHER UNIFORMED PERSONNEL (PHS,CG,NOAA)	- TOTAL	20,140	4,534	10,370	5,236
OUTPATIENT VISITS BY RETIRED US UNIFORMED PERSONNEL	- TOTAL	1,073,396	482,140	185,173	406,083
OUTPATIENT VISITS BY DEPENDENTS OF US ACTIVE DUTY UNIFORMED PERSONNEL	- TOTAL	4,340,534	1,855,014	842,054	1,643,466
DEPENDENTS OF MILITARY PERSONNEL	- TOTAL	4,309,221	1,846,583	830,737	1,631,901
ARMY		1,789,220	1,605,880	39,419	143,921
NAVY-MARINE CORPS		964,669	116,693	757,637	90,339
AIR FORCE		1,555,332	124,010	33,681	1,397,641
DEPENDENTS OF OTHER UNIFORMED PERSONNEL (PHS,CG,NOAA)	- TOTAL	31,313	8,431	11,317	11,565

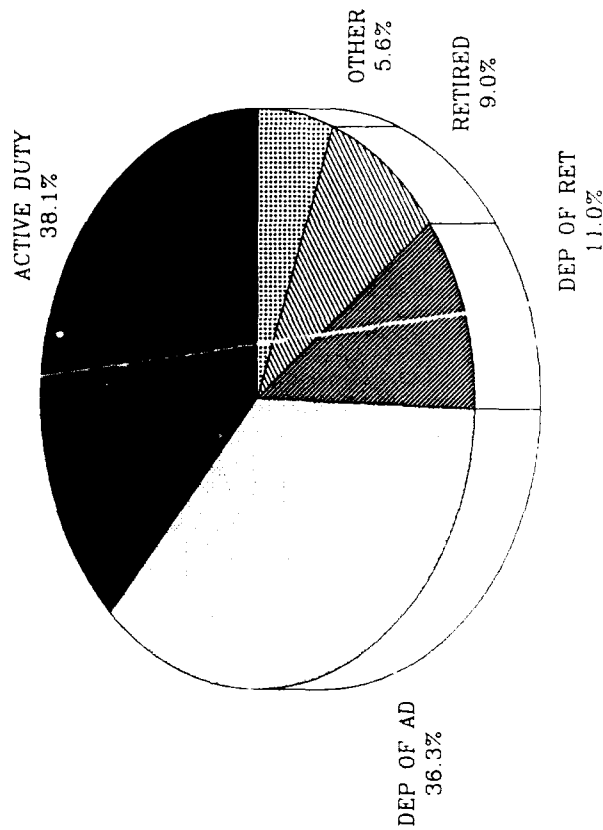
Prepared by: Washington Headquarters Services  
Directorate for Information  
Operations and Reports

**TABLE 3.1  
DEPARTMENT OF DEFENSE  
OUTPATIENT VISITS AND LIVE BIRTHS  
AT FIXED MILITARY FACILITIES - WORLDWIDE  
FOR QUARTER ENDING MARCH 31, 1991**

WORLDWIDE	DOD TOTAL	ARMY FACILITIES	NAVY FACILITIES	AIR FORCE FACILITIES
OUTPATIENT VISITS BY DEPENDENTS OF RETIRED AND DECEASED US UNIFORMED PERSONNEL - TOTAL	1,313,810	584,013	206,006	523,791
OUTPATIENT VISITS BY ALL OTHER BENEFICIARIES - TOTAL	670,725	355,621	187,439	127,665
NUMBER OF LIVE BIRTHS - TOTAL	20,523	7,960	5,238	7,325

Prepared by: Washington Headquarters Services  
Directorate for Information  
Operations and Reports

OUTPATIENT VISITS  
PERCENT OF WORLDWIDE TOTAL  
QUARTER ENDING MARCH 31, 1991



Prepared by: Washington Headquarters Services  
Directorate for Information  
Operations and Reports

FIGURE 3.1

**TABLE 3.2  
DEPARTMENT OF DEFENSE  
OUTPATIENT VISITS AND LIVE BIRTHS  
AT FIXED MILITARY FACILITIES IN THE UNITED STATES  
FOR QUARTER ENDING MARCH 31, 1991**

UNITED STATES	DOD TOTAL	ARMY FACILITIES	NAVY FACILITIES	AIR FORCE FACILITIES
NUMBER OF OUTPATIENT VISITS	10,102,890	4,353,794	2,352,930	3,396,166
OUTPATIENT VISITS BY US ACTIVE DUTY UNIFORMED PERSONNEL	3,701,653	1,510,966	1,136,278	1,004,409
MILITARY	3,682,568	1,556,466	1,126,757	999,345
ARMY	1,537,555	1,466,743	19,402	51,410
NAVY-MARINE CORPS	1,176,740	48,088	1,095,183	33,469
AIR FORCE	968,273	41,635	12,172	914,466
OTHER UNIFORMED PERSONNEL (PHS,CG,NOAA)	19,085	4,500	9,521	5,064
OUTPATIENT VISITS BY RETIRED US UNIFORMED PERSONNEL	1,041,222	468,074	175,729	397,419
OUTPATIENT VISITS BY DEPENDENTS OF US ACTIVE DUTY UNIFORMED PERSONNEL	3,499,413	1,445,879	685,724	1,367,810
DEPENDENTS OF MILITARY PERSONNEL	3,469,147	1,437,474	675,121	1,356,552
ARMY	1,370,693	1,221,314	32,449	116,930
NAVY-MARINE CORPS	820,543	112,195	624,427	83,921
AIR FORCE	1,277,911	103,965	18,245	1,155,701
DEPENDENTS OF OTHER UNIFORMED PERSONNEL (PHS,CG,NOAA)	30,266	8,405	10,603	11,258

Prepared by: Washington Headquarters Services  
Directorate for Information  
Operations and Reports

**TABLE 3.2  
DEPARTMENT OF DEFENSE  
OUTPATIENT VISITS AND LIVE BIRTHS  
AT FIXED MILITARY FACILITIES IN THE UNITED STATES  
FOR QUARTER ENDING MARCH 31, 1991**

UNITED STATES	DOD TOTAL	ARMY FACILITIES	NAVY FACILITIES	AIR FORCE FACILITIES
OUTPATIENT VISITS BY DEPENDENTS OF RETIRED AND DECEASED US UNIFORMED PERSONNEL - TOTAL	1,285,319	573,686	196,134	515,499
OUTPATIENT VISITS BY ALL OTHER BENEFICIARIES - TOTAL	575,283	305,189	159,065	111,029
NUMBER OF LIVE BIRTHS - TOTAL	17,268	6,788	4,217	6,263

Prepared by: Washington Headquarters Services;  
Directorate for Information  
Operations and Reports

**TABLE 3.3  
DEPARTMENT OF DEFENSE  
OUTPATIENT VISITS AND LIVE BIRTHS  
AT FIXED MILITARY FACILITIES OUTSIDE THE UNITED STATES  
FOR QUARTER ENDING MARCH 31, 1991**

OUTSIDE UNITED STATES	DOD TOTAL	ARMY FACILITIES	NAVY FACILITIES	AIR FORCE FACILITIES
NUMBER OF OUTPATIENT VISITS - TOTAL	1,858,637	916,875	394,769	546,993
OUTPATIENT VISITS BY US ACTIVE DUTY UNIFORMED PERSONNEL	861,409	432,915	190,749	237,745
MILITARY	860,354	432,881	189,900	237,573
ARMY	444,662	418,456	4,974	21,232
NAVY-MARINE CORPS	188,256	4,405	175,475	8,376
AIR FORCE	227,436	10,020	9,451	207,965
OTHER UNIFORMED PERSONNEL (PHS,CG,NOAA)	1,055	34	849	172
OUTPATIENT VISITS BY RETIRED US UNIFORMED PERSONNEL - TOTAL	32,174	14,066	9,444	8,664
OUTPATIENT VISITS BY DEPENDENTS OF US ACTIVE DUTY UNIFORMED PERSONNEL	841,121	409,135	156,330	275,656
DEPENDENTS OF MILITARY PERSONNEL	840,074	409,109	155,616	275,349
ARMY	418,527	384,566	6,970	26,991
NAVY-MARINE CORPS	144,126	4,498	133,210	6,418
AIR FORCE	277,421	20,045	15,436	241,940
DEPENDENTS OF OTHER UNIFORMED PERSONNEL (PHS,CG,NOAA)	1,047	26	714	307

Prepared by: Washington Headquarters Services  
Directorate for Information  
Operations and Reports

**TABLE 3.3  
DEPARTMENT OF DEFENSE  
OUTPATIENT VISITS AND LIVE BIRTHS  
AT FIXED MILITARY FACILITIES OUTSIDE THE UNITED STATES  
FOR QUARTER ENDING MARCH 31, 1991**

OUTSIDE UNITED STATES	DOD TOTAL	ARMY FACILITIES	NAVY FACILITIES	AIR FORCE FACILITIES
OUTPATIENT VISITS BY DEPENDENTS OF RETIRED AND DECEASED US UNIFORMED PERSONNEL - TOTAL	28,491	10,327	9,872	8,292
OUTPATIENT VISITS BY ALL OTHER BENEFICIARIES - TOTAL	95,442	50,432	28,374	16,636
NUMBER OF LIVE BIRTHS - TOTAL	3,255	1,172	1,021	1,052

Prepared by: Washington Headquarters Services  
Directorate for Information  
Operations and Reports

## GLOSSARY

Admission. The act of placing an individual under treatment or observation in a hospital. The day of admission is the day on which the hospital makes a formal acceptance of the patient who is to be provided with room, board, and continuous nursing service in an area of the hospital where patients normally stay at least overnight. While the admission of a newborn is deemed to occur at time of birth, these neonates are reported separately and excluded from the admission data.

Average Daily Patient Load (ADPL). Average number of inpatients in the hospital and receiving care each day during a reported period. Included are patients on pass or liberty not in excess of 72 hours and patients admitted and discharged on the same day. Excluded are newborns, patients on convalescent leave, and patients authorized to subside out. ADPL is calculated by dividing the number of occupied bed days during the period by the total number of days in the reported period.

Bassinets Day. A day spent in the newborn nursery by a healthy infant. This excludes days spent by infants in equipment referred to as a bassinets on any pediatric nursing unit, pediatric intensive care unit, or other nursing unit.

Live Births. The complete expulsion or extraction from a mother of a product of conception, irrespective of the duration of pregnancy, which, after such separation, breathes or shows any other evidence of life such as heartbeat, umbilical cord pulsation, or definite movement of voluntary muscles, whether or not the umbilical cord has been cut or the placenta is attached. Heartbeats are to be distinguished from transient cardiac contractions; respirations are to be distinguished from fleeting respiratory efforts or gasps.

Operating Bed. Accommodation in a functioning medical treatment facility that is currently set up and ready in all respects for the care of a patient. It must include supporting space, equipment, medical material, ancillary and support services, and staff to operate under normal circumstances. Excluded are transient patient beds, bassinets, incubators, labor beds, and recovery beds.

Outpatient Visit. A hospital program for the performance of elective surgical procedures on patients who are not admitted to the hospital as inpatients.