

AD-A245 040



OSD

WASHINGTON HEADQUARTERS SERVICES

Department of Defense

SELECTED MEDICAL CARE STATISTICS

Quarter Ending June 30, 1991



OPRTIC
REFLECTE
JAN 28 1992
B

DISTRIBUTION STATEMENT A
Approved for public release
Distribution Unlimited

92 1 24 043



DIRECTORATE FOR INFORMATION
OPERATIONS AND REPORTS (DIOR)

DEFENSE TECHNICAL INFORMATION CENTER



9202071

(12)

L02

DEPARTMENT OF DEFENSE
SELECTED MEDICAL CARE STATISTICS

Quarter Ending June 30, 1991

*Washington Headquarters Services
Directorate for Information
Operations and Reports*

FOR SALE BY THE SUPERINTENDENT OF DOCUMENTS
U.S. GOVERNMENT PRINTING OFFICE
WASHINGTON, D.C. 20402

DTIC and NTIS identification number for this publication is DIOR/L02-91/03.

FOREWORD

Selected Medical Care Statistics (SMCS) is a quarterly publication prepared by the Washington Headquarters Services, Directorate for Information Operations and Reports (WHS/DIOR) of the Office of the Secretary of Defense.

SMCS presents quarterly summary data concerning medical care provided at fixed military medical facilities located in: (1) the United States and (2) outside the United States, in territories, possessions and foreign countries. This publication contains pie charts which are based on the percent of the worldwide DoD total for each of the categories. Admissions and beds occupied by dependents of other uniformed personnel (Public Health Service (PHS), Coast Guard (CG), National Oceanic Atmospheric Administration (NOAA)) are less than one percent and are included in the 'other' category on applicable charts and graphs.

This publication is generated from a computerized data base developed and maintained in consonance with the Department of Defense Instruction (DoDI) 6015.14, July 13, 1990, under Reports Control Symbol DA&M(Q)1474 by the Manpower Management Information Division of WHS/DIOR.



Accession For	
NTIS GRA&I	<input checked="" type="checkbox"/>
DTIC TAB	<input type="checkbox"/>
Unannounced	<input type="checkbox"/>
Justification	
By	
Distribution/	
Availability Codes	
Avail and/or	
Special	
Dist	A-1

TABLE OF CONTENTS

TABLE NUMBER		PAGE
Table 1.1	Operating Beds/Operating Bassinets/Beds Occupied - Worldwide	1
Figure 1.1	Beds Occupied - Percent of DoD Total Worldwide	3
Table 1.2	Operating Beds/Operating Bassinets/Beds Occupied in the United States	4
Table 1.3	Operating Beds/Operating Bassinets/Beds Occupied Outside the United States	6
Table 2.1	Admissions - Worldwide	8
Figure 2.1	Admissions - Percent of DoD Total Worldwide	10
Table 2.2	Admissions in the United States	11
Table 2.3	Admissions Outside the United States	13
Table 3.1	Outpatient Visits and Live Births - Worldwide	15
Figure 3.1	Outpatient Visits - Percent of Worldwide Total	17
Table 3.2	Outpatient Visits and Live Births in the United States	18
Table 3.3	Outpatient Visits and Live Births Outside the United States	20
	GLOSSARY	23

TABLE 1.1
DEPARTMENT OF DEFENSE
OPERATING BEDS/OPERATING BASSINETS/BEDS OCCUPIED
AT FIXED MILITARY FACILITIES - WORLDWIDE
FOR QUARTER ENDING JUNE 30, 1991

WORLDWIDE	DOD TOTAL	ARMY FACILITIES	NAVY FACILITIES	AIR FORCE FACILITIES
NUMBER OF OPERATING BEDS - TOTAL	15,325	7,062	3,815	4,448
NUMBER OF OPERATING BASSINETS - TOTAL	1,754	489	221	1,044
NUMBER OF BEDS OCCUPIED (DAILY AVERAGE (ADPL)) - TOTAL	10,409	5,263 *	2,305	2,841
BEDS OCCUPIED BY US ACTIVE DUTY UNIFORMED PERSONNEL - TOTAL	4,157	2,086	1,106	965
MILITARY	4,124	2,078	1,093	953
ARMY	2,042	1,801	60	181
NAVY-MARINE CORPS	1,237	141	1,000	96
AIR FORCE	845	136	33	676
OTHER UNIFORMED PERSONNEL (PHS.CG.NOAA) - TOTAL	33	8	13	12
BEDS OCCUPIED BY RETIRED US UNIFORMED PERSONNEL - TOTAL	1,897	927	380	590
RETIRED MILITARY	1,884	922	376	586
ARMY	789	615	56	118
NAVY-MARINE CORPS	471	111	276	84
AIR FORCE	624	196	44	384
OTHER RETIRED UNIFORMED PERSONNEL (PHS.CG.NOAA) - TOTAL	13	5	4	4

Prepared by: Washington Headquarters Services
 Directorate for Information
 Operations and Reports

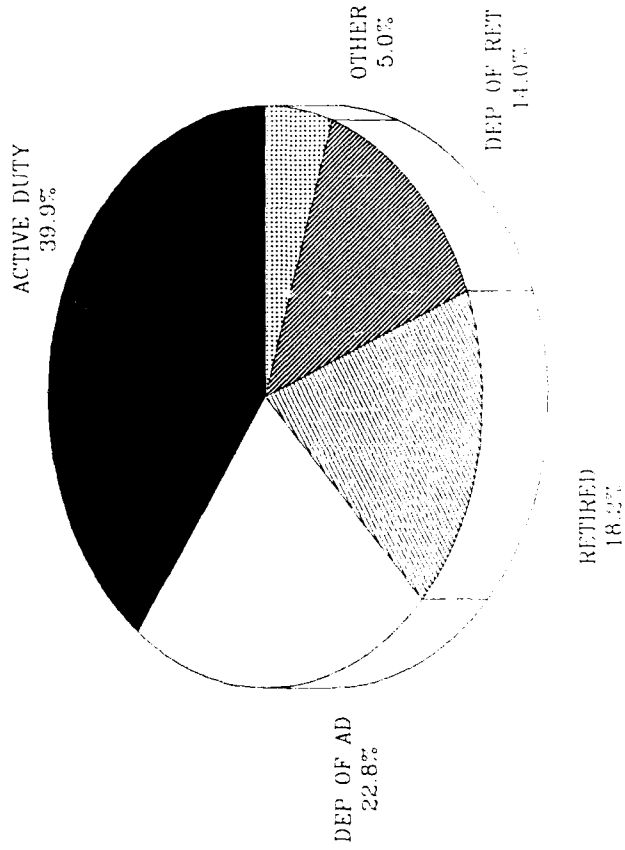
*Bassinets are included in this figure.

**TABLE 1.1
DEPARTMENT OF DEFENSE
OPERATING BEDS/OPERATING BASSINETS/BEDS OCCUPIED
AT FIXED MILITARY FACILITIES - WORLDWIDE
FOR QUARTER ENDING JUNE 30, 1991**

WORLDWIDE	DOD TOTAL	ARMY FACILITIES	NAVY FACILITIES	AIR FORCE FACILITIES
BEDS OCCUPIED BY DEPENDENTS OF US ACTIVE DUTY MILITARY PERSONNEL	2,374	1,168	498	708
ARMY	1,083	937	39	107
NAVY-MARINE CORPS	606	110	421	75
AIR FORCE	685	121	38	526
BEDS OCCUPIED BY DEPENDENTS OF RETIRED AND DECEASED US MILITARY PERSONNEL	1,456	711	238	507
ARMY	631	491	37	103
NAVY-MARINE CORPS	318	77	170	71
AIR FORCE	507	143	31	333
BEDS OCCUPIED BY DEPENDENTS OF OTHER UNIFORMED PERSONNEL (PHS, CG, NOAA)	34	12	11	11
BEDS OCCUPIED BY ALL OTHER BENEFICIARIES	491	359	72	60

Prepared by: Washington Headquarters Services
Directorate for Information
Operations and Reports

BEDS OCCUPIED—PERCENT OF TOTAL WORLDWIDE
QUARTER ENDING JUNE 30, 1991



Prepared by: Washington Headquarters Services
Directorate for Information
Operations and Reports

FIGURE 1.1

**TABLE 1.2
DEPARTMENT OF DEFENSE
OPERATING BEDS/OPERATING BASSINETS/BEDS OCCUPIED
AT FIXED MILITARY FACILITIES IN THE UNITED STATES
FOR QUARTER ENDING JUNE 30, 1991**

UNITED STATES	DOD TOTAL	ARMY FACILITIES	NAVY FACILITIES	AIR FORCE FACILITIES
NUMBER OF OPERATING BEDS - TOTAL	13,272	6,025	3,327	3,922
NUMBER OF OPERATING BASSINETS - TOTAL	1,489	406	181	902
NUMBER OF BEDS OCCUPIED (DAILY AVERAGE (ADPL)) - TOTAL	9,021	4,452 *	2,052	2,517
BEDS OCCUPIED BY US ACTIVE DUTY UNIFORMED PERSONNEL - TOTAL	3,341	1,600	959	782
MILITARY	3,310	1,593	947	770
ARMY	1,537	1,366	54	117
NAVY-MARINE CORPS	1,066	122	868	76
AIR FORCE	707	105	25	577
OTHER UNIFORMED PERSONNEL (PHS,CG,NOAA) - TOTAL	31	7	12	12
BEDS OCCUPIED BY RETIRED US UNIFORMED PERSONNEL - TOTAL	1,841	897	368	576
RETIRED MILITARY	1,828	892	364	572
ARMY	758	592	51	115
NAVY-MARINE CORPS	461	109	270	82
AIR FORCE	609	191	43	375
OTHER RETIRED UNIFORMED PERSONNEL (PHS,CG,NOAA) - TOTAL	13	5	4	4

Prepared by: Washington Headquarters Services
Directorate for Information Operations and Reports

*Bassinets are included in this figure.

**TABLE 1.2
DEPARTMENT OF DEFENSE
OPERATING BEDS/OPERATING BASSINETS/BEDS OCCUPIED
AT FIXED MILITARY FACILITIES IN THE UNITED STATES
FOR QUARTER ENDING JUNE 30, 1991**

UNITED STATES	DOD TOTAL	ARMY FACILITIES	NAVY FACILITIES	AIR FORCE FACILITIES
BEDS OCCUPIED BY DEPENDENTS OF US ACTIVE DUTY MILITARY PERSONNEL	1,962	941	421	600
- TOTAL				
ARMY	863	743	33	87
NAVY-MARINE CORPS	538	103	366	69
AIR FORCE	561	95	22	444
BEDS OCCUPIED BY DEPENDENTS OF RETIRED AND DECEASED US MILITARY PERSONNEL	1,425	695	232	498
- TOTAL				
ARMY	613	478	34	101
NAVY-MARINE CORPS	313	76	168	69
AIR FORCE	499	141	30	328
BEDS OCCUPIED BY DEPENDENTS OF OTHER UNIFORMED PERSONNEL (PHS, CG, NOAA)	34	12	11	11
- TOTAL				
BEDS OCCUPIED BY ALL OTHER BENEFICIARIES	418	307	61	50
- TOTAL				

Prepared by: Washington Headquarters Services
Directorate for Information
Operations and Reports

**TABLE 1.3
DEPARTMENT OF DEFENSE
OPERATING BEDS/OPERATING BASSINETS/BEDS OCCUPIED
AT FIXED MILITARY FACILITIES OUTSIDE THE UNITED STATES
FOR QUARTER ENDING JUNE 30, 1991**

OUTSIDE UNITED STATES	DOD TOTAL	ARMY FACILITIES	NAVY FACILITIES	AIR FORCE FACILITIES
NUMBER OF OPERATING BEDS - TOTAL	2 053	1 039	488	526
NUMBER OF OPERATING BASSINETS - TOTAL	265	83	40	142
NUMBER OF BEDS OCCUPIED (DAILY AVERAGE (ADPL)) - TOTAL	1 388	811 *	253	324
BEDS OCCUPIED BY US ACTIVE DUTY UNIFORMED PERSONNEL - TOTAL	816	486	147	183
MILITARY	814	485	146	183
ARMY	505	435	6	64
NAVY-MARINE CORPS	171	19	132	20
AIR FORCE	138	31	8	99
OTHER UNIFORMED PERSONNEL (PHS, CG, NOAA) - TOTAL	2	1	1	0
BEDS OCCUPIED BY RETIRED US UNIFORMED PERSONNEL - TOTAL	56	30	12	14
RETIRED MILITARY	56	30	12	14
ARMY	31	23	5	3
NAVY-MARINE CORPS	10	2	6	2
AIR FORCE	15	5	1	9
OTHER RETIRED UNIFORMED PERSONNEL (PHS, CG, NOAA) - TOTAL	0	0	0	0

Prepared by Washington Headquarters Services
Directorate for Information Operations and Reports

*Bassinets are included in this figure.

**TABLE 1.3
DEPARTMENT OF DEFENSE
OPERATING BEDS/OPERATING BASSINETS/BEDS OCCUPIED
AT FIXED MILITARY FACILITIES OUTSIDE THE UNITED STATES
FOR QUARTER ENDING JUNE 30, 1991**

OUTSIDE UNITED STATES	DOD TOTAL	ARMY FACILITIES	NAVY FACILITIES	AIR FORCE FACILITIES
BEDS OCCUPIED BY DEPENDENTS OF US ACTIVE DUTY MILITARY PERSONNEL	412	227	77	108
- TOTAL				
ARMY	220	194	6	20
NAVY-MARINE CORPS	68	7	55	6
AIR FORCE	124	26	16	82
BEDS OCCUPIED BY DEPENDENTS OF RETIRED AND DECEASED US MILITARY PERSONNEL	31	16	6	9
- TOTAL				
ARMY	18	13	3	2
NAVY-MARINE CORPS	5	1	2	2
AIR FORCE	8	2	1	5
BEDS OCCUPIED BY DEPENDENTS OF OTHER UNIFORMED PERSONNEL (PHS CG NDAA)	0	0	0	0
- TOTAL				
BEDS OCCUPIED BY ALL OTHER BENEFICIARIES	73	52	11	10
- TOTAL				

Prepared by Washington Headquarters Services
Directorate for Information
Operations and Reports

**TABLE 2.1
DEPARTMENT OF DEFENSE
ADMISSIONS AT FIXED MILITARY FACILITIES - WORLDWIDE
FOR QUARTER ENDING JUNE 30, 1991**

WORLDWIDE	DOD TOTAL	ARMY FACILITIES	NAVY FACILITIES	AIR FORCE FACILITIES
NUMBER OF ADMISSIONS	194,798	94,796*	43,599	56,403
ADMISSIONS OF US ACTIVE DUTY UNIFORMED PERSONNEL	67,867	32,272	13,415	17,186
MILITARY	67,202	32,116	13,101	16,985
ARMY	31,393	23,042	816	2,535
NAVY-MARINE CORPS	19,739	2,006	16,478	1,255
AIR FORCE	16,070	2,068	807	13,195
OTHER UNIFORMED PERSONNEL (PHS, CG, NOAA)	665	156	214	195
ADMISSIONS OF RETIRED US UNIFORMED PERSONNEL	27,211	13,697	5,004	8,510
ADMISSIONS OF RETIRED MILITARY	26,994	13,620	4,926	8,448
ARMY	11,642	9,158	825	1,659
NAVY-MARINE CORPS	6,034	1,516	3,369	1,149
AIR FORCE	9,318	2,946	732	5,640
ADMISSIONS OF OTHER RETIRED UNIFORMED PERSONNEL (PHS, CG, NOAA)	217	77	78	62

Prepared by Washington Headquarters Services
Directorate for Information
Operations and Reports

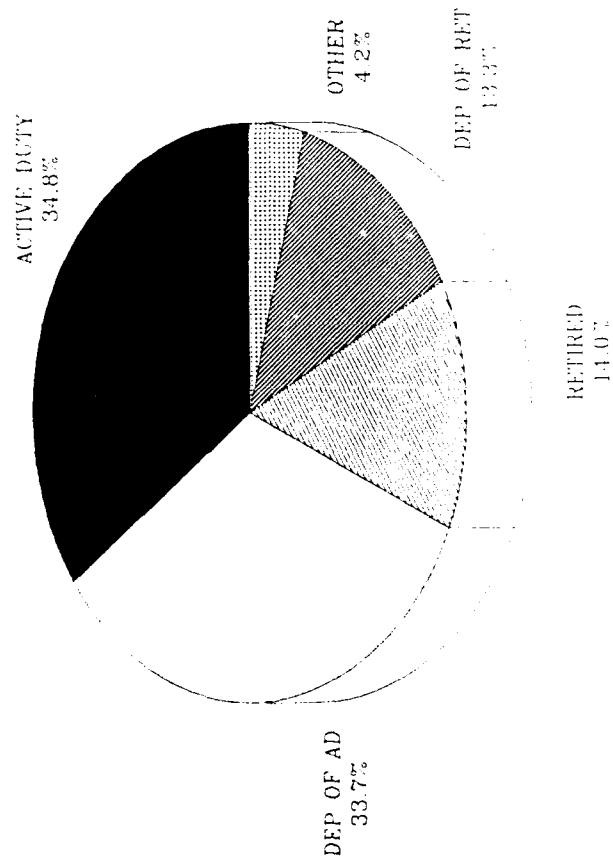
*Live births are included in this figure.

**TABLE 2.1
DEPARTMENT OF DEFENSE
ADMISSIONS AT FIXED MILITARY FACILITIES - WORLDWIDE
FOR QUARTER ENDING JUNE 30, 1991**

WORLDWIDE	DOD TOTAL	ARMY FACILITIES	NAVY FACILITIES	AIR FORCE FACILITIES
ADMISSIONS OF DEPENDENTS OF US ACTIVE DUTY MILITARY PERSONNEL	- TOTAL	31,021	14,649	19,970
ARMY	28,913	25,518	875	2,520
NAVY-MARINE CORPS	17,120	2,570	12,692	1,858
AIR FORCE	19,607	2,933	1,082	15,592
ADMISSIONS OF DEPENDENTS OF RETIRED AND DECEASED US MILITARY PERSONNEL	- TOTAL	12,226	4,629	9,134
ARMY	11,038	8,536	727	1,775
NAVY-MARINE CORPS	5,844	1,284	3,281	1,279
AIR FORCE	9,107	2,406	621	6,080
ADMISSIONS OF DEPENDENTS OF OTHER UNIFORMED MILITARY PERSONNEL	- TOTAL	217	293	241
ADMISSIONS OF ALL OTHER BENEFICIARIES	- TOTAL	5,363	609	1,368

Prepared by Washington Headquarters Services
Directorate for Information
Operations and Reports

ADMISSIONS—PERCENT OF TOTAL WORLDWIDE
QUARTER ENDING JUNE 30, 1991



Prepared by: Washington Headquarters Services
Directorate for Information
Operations and Reports

FIGURE 2.1

TABLE 2.2
DEPARTMENT OF DEFENSE
ADMISSIONS AT FIXED MILITARY FACILITIES IN THE UNITED STATES
FOR QUARTER ENDING JUNE 30, 1991

UNITED STATES	DOD TOTAL	ARMY FACILITIES	NAVY FACILITIES	AIR FORCE FACILITIES
NUMBER OF ADMISSIONS	167,059	80,081 *	37,794	49,184
ADMISSIONS OF US ACTIVE DUTY UNIFORMED PERSONNEL	53,975	24,655	15,797	13,523
MILITARY	53,347	24,512	15,505	13,330
ARMY	23,406	21,253	703	1,450
NAVY-MARINE CORPS	16,877	1,694	14,261	922
AIR FORCE	13,064	1,565	541	10,958
OTHER UNIFORMED PERSONNEL (PHS, CG, NOAA)	628	143	292	193
ADMISSIONS OF RETIRED US UNIFORMED PERSONNEL	26,405	13,309	4,792	8,304
ADMISSIONS OF RETIRED MILITARY	26,193	13,232	4,717	8,244
ARMY	11,238	8,873	745	1,620
NAVY-MARINE CORPS	5,880	1,489	3,271	1,120
AIR FORCE	9,075	2,870	701	5,504
ADMISSIONS OF OTHER RETIRED UNIFORMED PERSONNEL (PHS, CG, NOAA)	212	77	75	60

Prepared by: Washington Headquarters Services
 Directorate for Information
 Operations and Reports

*Live births are included in this figure.

TABLE 2.2
DEPARTMENT OF DEFENSE
ADMISSIONS AT FIXED MILITARY FACILITIES IN THE UNITED STATES
FOR QUARTER ENDING JUNE 30, 1991

UNITED STATES	DOD TOTAL	ARMY FACILITIES	NAVY FACILITIES	AIR FORCE FACILITIES
ADMISSIONS OF DEPENDENTS OF US ACTIVE DUTY MILITARY PERSONNEL	54,734	25,467	12,169	17,098
ARMY	23,437	20,688	710	2,039
NAVY-MARINE CORPS	15,134	2,462	10,945	1,727
AIR FORCE	16,163	2,317	514	13,332
ADMISSIONS OF DEPENDENTS OF RETIRED AND DECEASED US MILITARY PERSONNEL	25,428	12,011	4,435	8,982
ARMY	10,786	8,386	666	1,734
NAVY-MARINE CORPS	5,704	1,268	3,183	1,253
AIR FORCE	8,938	2,357	586	5,995
ADMISSIONS OF DEPENDENTS OF OTHER UNIFORMED MILITARY PERSONNEL	727	214	278	235
ADMISSIONS OF ALL OTHER BENEFICIARIES	5,790	4,425	323	1,042

Prepared by: Washington Headquarters Services
 Directorate for Information
 Operations and Reports

**TABLE 2.3
DEPARTMENT OF DEFENSE
ADMISSIONS AT FIXED MILITARY FACILITIES OUTSIDE THE UNITED STATES
FOR QUARTER ENDING JUNE 30, 1991**

OUTSIDE UNITED STATES	DOD TOTAL	ARMY FACILITIES	NAVY FACILITIES	AIR FORCE FACILITIES
NUMBER OF ADMISSIONS - TOTAL	27,739	14,715 *	5,805	7,219
ADMISSIONS OF US ACTIVE DUTY UNIFORMED PERSONNEL - TOTAL	13,892	7,617	2,618	3,657
MILITARY - TOTAL	13,855	7,604	2,596	3,655
ARMY	7,987	6,789	113	1,085
NAVY-MARINE CORPS	2,862	312	2,217	333
AIR FORCE	3,006	503	266	2,237
OTHER UNIFORMED PERSONNEL (PHS,CG,NOAA) - TOTAL	37	13	22	2
ADMISSIONS OF RETIRED US UNIFORMED PERSONNEL - TOTAL	806	388	212	206
ADMISSIONS OF RETIRED MILITARY - TOTAL	801	388	209	204
ARMY	404	285	80	39
NAVY-MARINE CORPS	154	27	98	29
AIR FORCE	243	76	31	136
ADMISSIONS OF OTHER RETIRED UNIFORMED PERSONNEL (PHS,CG,NOAA) - TOTAL	5	0	3	2

Prepared by: Washington Headquarters Services
Directorate for Information
Operations and Reports

*Live births are included in this figure.

**TABLE 2.3
DEPARTMENT OF DEFENSE
ADMISSIONS AT FIXED MILITARY FACILITIES OUTSIDE THE UNITED STATES
FOR QUARTER ENDING JUNE 30, 1991**

OUTSIDE UNITED STATES	DOD TOTAL	ARMY FACILITIES	NAVY FACILITIES	AIR FORCE FACILITIES
ADMISSIONS OF DEPENDENTS OF US ACTIVE DUTY MILITARY PERSONNEL	- TOTAL 10,906	5,554	2,480	2,872
ARMY	5,476	4,830	165	481
NAVY-MARINE CORPS	1,986	108	1,747	131
AIR FORCE	3,444	616	568	2,260
ADMISSIONS OF DEPENDENTS OF RETIRED AND DECEASED US MILITARY PERSONNEL	- TOTAL 561	215	194	152
ARMY	252	150	61	41
NAVY-MARINE CORPS	140	16	98	26
AIR FORCE	169	49	35	85
ADMISSIONS OF DEPENDENTS OF OTHER UNIFORMED MILITARY PERSONNEL	- TOTAL 24	3	15	6
ADMISSIONS OF ALL OTHER BENEFICIARIES	- TOTAL 1,550	938	286	326

Prepared by: Washington Headquarters Services
Directorate for Information
Operations and Reports

**TABLE 3.1
DEPARTMENT OF DEFENSE
OUTPATIENT VISITS AND LIVE BIRTHS
AT FIXED MILITARY FACILITIES - WORLDWIDE
FOR QUARTER ENDING JUNE 30, 1991**

WORLDWIDE	DOD TOTAL	ARMY FACILITIES	NAVY FACILITIES	AIR FORCE FACILITIES
NUMBER OF OUTPATIENT VISITS	- TOTAL 12,426,882	5,596,372	2,850,004	3,980,506
OUTPATIENT VISITS BY US ACTIVE DUTY UNIFORMED PERSONNEL	- TOTAL 4,999,881	2,270,676	1,419,576	1,309,629
MILITARY	- TOTAL 4,979,690	2,266,275	1,408,965	1,304,450
ARMY	2,260,172	2,152,755	28,598	78,809
NAVY-MARINE CORPS	1,455,396	56,321	1,354,825	44,250
AIR FORCE	1,264,122	57,189	25,542	1,181,391
OTHER UNIFORMED PERSONNEL (PHS,CG,NOAA)	- TOTAL 20,191	4,401	10,611	5,179
OUTPATIENT VISITS BY RETIRED US UNIFORMED PERSONNEL - TOTAL	1,103,069	492,103	191,150	419,816
OUTPATIENT VISITS BY DEPENDENTS OF US ACTIVE DUTY UNIFORMED PERSONNEL	- TOTAL 4,239,088	1,837,077	832,980	1,569,031
DEPENDENTS OF MILITARY PERSONNEL	- TOTAL 4,207,733	1,828,472	821,682	1,557,579
ARMY	1,762,615	1,590,699	38,198	133,718
NAVY-MARINE CORPS	950,229	114,625	745,539	90,065
AIR FORCE	1,494,889	123,148	37,945	1,333,796
DEPENDENTS OF OTHER UNIFORMED PERSONNEL (PHS,CG,NOAA)	- TOTAL 31,355	8,605	11,298	11,452

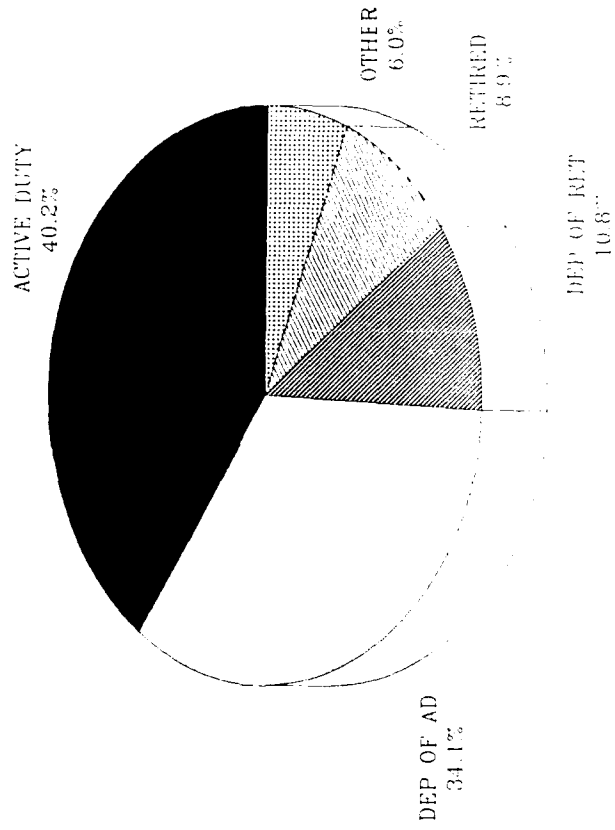
Prepared by: Washington Headquarters Services
Directorate for Information
Operations and Reports

**TABLE 3.1
DEPARTMENT OF DEFENSE
OUTPATIENT VISITS AND LIVE BIRTHS
AT FIXED MILITARY FACILITIES - WORLDWIDE
FOR QUARTER ENDING JUNE 30, 1991**

WORLDWIDE	DOD TOTAL	ARMY FACILITIES	NAVY FACILITIES	AIR FORCE FACILITIES
OUTPATIENT VISITS BY DEPENDENTS OF RETIRED AND DECEASED US UNIFORMED PERSONNEL	- TOTAL 1,344,916	592,467	213,249	539,200
OUTPATIENT VISITS BY ALL OTHER BENEFICIARIES	- TOTAL 739,928	404,049	193,049	142,830
NUMBER OF LIVE BIRTHS	- TOTAL 21,606	8,846	5,451	7,309

Prepared by: Washington Headquarters Services
Directorate for Information
Operations and Reports

OUTPATIENT VISITS
PERCENT OF WORLDWIDE TOTAL
QUARTER ENDING JUNE 30, 1991



Prepared by: Washington Headquarters Services
Directorate for Information
Operations and Reports

FIGURE 3.1

TABLE 3.2
DEPARTMENT OF DEFENSE
OUTPATIENT VISITS AND LIVE BIRTHS
AT FIXED MILITARY FACILITIES IN THE UNITED STATES
FOR QUARTER ENDING JUNE 30, 1991

UNITED STATES	DOD TOTAL	ARMY FACILITIES	NAVY FACILITIES	AIR FORCE FACILITIES
NUMBER OF OUTPATIENT VISITS	10,483,834	4,605,236	2,428,618	3,449,980
OUTPATIENT VISITS BY US ACTIVE DUTY UNIFORMED PERSONNEL	4,058,746	1,775,152	1,209,604	1,073,990
MILITARY	4,039,436	1,770,779	1,199,750	1,068,907
ARMY	1,750,039	1,672,959	21,742	55,338
NAVY-MARINE CORPS	1,252,343	52,519	1,164,253	35,571
AIR FORCE	1,037,054	45,301	13,755	977,998
OTHER UNIFORMED PERSONNEL (PHS, CG, NOAA)	19,310	4,373	9,854	5,083
OUTPATIENT VISITS BY RETIRED US UNIFORMED PERSONNEL - TOTAL	1,069,589	477,378	180,322	411,889
OUTPATIENT VISITS BY DEPENDENTS OF US ACTIVE DUTY UNIFORMED PERSONNEL	3,391,489	1,417,519	666,782	1,307,188
DEPENDENTS OF MILITARY PERSONNEL	3,360,952	1,408,956	656,064	1,295,932
ARMY	1,336,061	1,199,138	29,391	107,532
NAVY-MARINE CORPS	801,213	108,636	609,603	82,974
AIR FORCE	1,223,678	101,182	17,070	1,105,426
DEPENDENTS OF OTHER UNIFORMED PERSONNEL (PHS, CG, NOAA)	30,537	8,563	10,718	11,256

Prepared by: Washington Headquarters Services
 Directorate for Information
 Operations and Reports

**TABLE 3.2
DEPARTMENT OF DEFENSE
OUTPATIENT VISITS AND LIVE BIRTHS
AT FIXED MILITARY FACILITIES IN THE UNITED STATES
FOR QUARTER ENDING JUNE 30, 1991**

UNITED STATES	DOD TOTAL	ARMY FACILITIES	NAVY FACILITIES	AIR FORCE FACILITIES
OUTPATIENT VISITS BY DEPENDENTS OF RETIRED AND DECEASED US UNIFORMED PERSONNEL - TOTAL	1,314,426	580,806	201,790	531,830
OUTPATIENT VISITS BY ALL OTHER BENEFICIARIES - TOTAL	649,584	354,381	170,120	125,083
NUMBER OF LIVE BIRTHS - TOTAL	17,900	7,257	4,399	6,244

Prepared by: Washington Headquarters Services
Directorate for Information
Operations and Reports

**TABLE 3.3
DEPARTMENT OF DEFENSE
OUTPATIENT VISITS AND LIVE BIRTHS
AT FIXED MILITARY FACILITIES OUTSIDE THE UNITED STATES
FOR QUARTER ENDING JUNE 30, 1991**

OUTSIDE UNITED STATES	DOD TOTAL	ARMY FACILITIES	NAVY FACILITIES	AIR FORCE FACILITIES
NUMBER OF OUTPATIENT VISITS - TOTAL	1 943 048	991 136	421 386	530 526
OUTPATIENT VISITS BY US ACTIVE DUTY UNIFORMED PERSONNEL - TOTAL	941 135	495 524	209 972	235 639
MILITARY - TOTAL	940 254	495 496	209 215	235 543
ARMY	510 133	479 806	6 856	23 471
NAVY-MARINE CORPS	203 053	3 802	190 572	8 679
AIR FORCE	227 068	11 888	11 787	203 393
OTHER UNIFORMED PERSONNEL (PHS, CG NOAA) - TOTAL	881	28	757	96
OUTPATIENT VISITS BY RETIRED US UNIFORMED PERSONNEL - TOTAL	33 480	14 725	10 828	7 927
OUTPATIENT VISITS BY DEPENDENTS OF US ACTIVE DUTY UNIFORMED PERSONNEL - TOTAL	847 599	419 557	166 198	261 843
DEPENDENTS OF MILITARY PERSONNEL - TOTAL	846 731	419 516	165 618	261 647
ARMY	426 554	391 561	8 807	26 186
NAVY-MARINE CORPS	149 016	5 989	135 936	7 091
AIR FORCE	271 211	21 966	20 875	228 370
DEPENDENTS OF OTHER UNIFORMED PERSONNEL (PHS, CG NOAA) - TOTAL	812	41	536	196

Prepared by Washington Headquarters Services
Directorate for Information
Operations and Reports

TABLE 3.3
 DEPARTMENT OF DEFENSE
 OUTPATIENT VISITS AND LIVE BIRTHS
 AT FIXED MILITARY FACILITIES OUTSIDE THE UNITED STATES
 FOR QUARTER ENDING JUNE 30, 1991

OUTSIDE UNITED STATES	DOD TOTAL	ARMY FACILITIES	NAVY FACILITIES	AIR FORCE FACILITIES
OUTPATIENT VISITS BY DEPENDENTS OF RETIRED AND DECEASED US UNIFORMED PERSONNEL	TOTAL 30 496	17 663	11 459	7 370
OUTPATIENT VISITS BY ALL OTHER BENEFICIARIES	TOTAL 95 144	49 668	32 929	17 747
NUMBER OF LIVE BIRTHS	TOTAL 1 786	1 589	1 052	1 065

Prepared by Washington Headquarters Services
 Directorate for Information
 Operations and Reports

GLOSSARY

Admission. The act of placing an individual under treatment or observation in a hospital. The day of admission is the day on which the hospital makes a formal acceptance of the patient who is to be provided with room, board, and continuous nursing service in an area of the hospital where patients normally stay at least overnight. While the admission of a newborn is deemed to occur at time of birth, these neonates are reported separately and excluded from the admission data.

Average Daily Patient Load (ADPL). Average number of inpatients in the hospital and receiving care each day during a reported period. Included are patients on pass or liberty not in excess of 72 hours and patients admitted and discharged on the same day. Excluded are newborns, patients on convalescent leave, and patients authorized to subside out. ADPL is calculated by dividing the number of occupied bed days during the period by the total number of days in the reported period.

Bassinets Day. A day spent in the newborn nursery by a healthy infant. This excludes days spent by infants in equipment referred to as a bassinets or any pediatric nursing unit, pediatric intensive care, or other nursing unit.

Live Birth. The complete expulsion or extraction from a mother of a product of conception, irrespective of the duration of pregnancy, which, after such separation, breathes or shows any other evidence of life such as heartbeat, umbilical cord pulsation, or definite movement of voluntary muscles, whether the umbilical cord has been cut or the placenta is attached. Heartbeats are to be distinguished from transient cardiac contractions; respirations are to be distinguished from fleeting respiratory efforts or gasps.

Operating Bed. Accommodation in a functioning medical treatment facility that is currently set up and ready in all respects for the care of a patient. It must include supporting space, equipment, medical material, ancillary and support services, and staff to operate under normal circumstances. Excluded are transient patient beds, bassinets, incubators, labor beds, and recovery beds.

Outpatient Visit. A hospital program for the performance of elective surgical procedures on patients who are not admitted to the hospital as inpatients.