

(12)



L02

Department of Defense

# SELECTED MEDICAL CARE STATISTICS

Quarter Ending June 30, 1992

AD-A256 846



DTIC  
S B  
NOV 02 1992

Information on Microfilm &  
- Requested for public release  
- Distribution Unlimited

*Duplicate do not film*

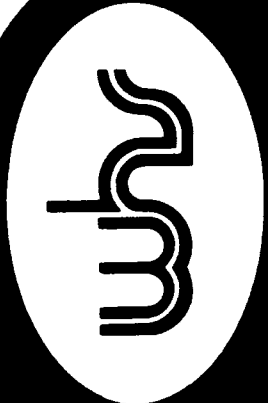
92-28589



02 10 99 000

OSD

WASHINGTON HEADQUARTERS SERVICES



DIRECTORATE FOR INFORMATION  
OPERATIONS AND REPORTS (DIOR)

# Department of Defense Selected Medical Care Statistics

Quarter Ending June 30, 1992

Washington Headquarters Services  
Directorate for Information  
Operations and Reports

FOR SALE BY THE SUPERINTENDENT OF DOCUMENTS  
U. S. GOVERNMENT PRINTING OFFICE  
WASHINGTON, D. C. 20402

DTIC and NTIS identification number for this publication is DIOR/LO2-92/03.

## FOREWORD

Selected Medical Care Statistics (SMCS) is a quarterly publication prepared by the Washington Headquarters Services, Directorate for Information Operations and Reports (WHS/DIOR) of the Office of the Secretary of Defense.

SMCS presents quarterly summary data concerning medical care provided at fixed military medical facilities located in: (1) the United States and (2) outside the United States, in territories, possessions and foreign countries. This publication contains pie charts which are based on the percent of the worldwide DoD total for each of the categories. Admissions and beds occupied by dependents of other uniformed personnel (Public Health Service (PHS), Coast Guard (CG), National Oceanic Atmospheric Administration (NOAA)) are less than one percent and are included in the "other" category on applicable charts and graphs.

This publication is generated from a computerized data base developed and maintained in consonance with Department of Defense Instruction (DoDI) 6015.14, July 13, 1990, under Report Control Symbol DA&M(Q)1474 by the Manpower Management Information Division of WHS/DIOR.

<b>Accession For</b>	
NTIS GRA&I	<input checked="" type="checkbox"/>
DTIC TAB	<input type="checkbox"/>
Unannounced	<input type="checkbox"/>
Justification	
By	
Distribution/	
Availability Codes	
Dist	Avail and/or Special
A-1	

## TABLE OF CONTENTS

TABLE NUMBER		PAGE
Table 1.1	Operating Beds/Operating Bassinets/Beds Occupied - Worldwide.....	1
Figure 1.1	Beds Occupied - Percent of DoD Total Worldwide.....	3
Table 1.2	Operating Beds/Operating Bassinets/Beds Occupied in the United States.....	4
Table 1.3	Operating Beds/Operating Bassinets/Beds Occupied Outside the United States.....	6
Table 2.1	Admissions - Worldwide.....	8
Figure 2.1	Admissions - Percent of DoD Total Worldwide.....	10
Table 2.2	Admissions in the United States.....	11
Table 2.3	Admissions Outside the United States.....	13
Table 3.1	Outpatient Visits and Live Births - Worldwide.....	15
Figure 3.1	Outpatient Visits - Percent of Worldwide Total.....	17
Table 3.2	Outpatient Visits and Live Births in the United States.....	18
Table 3.3	Outpatient Visits and Live Births Outside the United States.....	20
	<b>GLOSSARY.....</b>	<b>23</b>

**TABLE 1.1  
DEPARTMENT OF DEFENSE  
OPERATING BEDS/OPERATING BASSINETS/BEDS OCCUPIED  
AT FIXED MILITARY FACILITIES - WORLDWIDE  
FOR QUARTER ENDING JUNE 30, 1992**

<b>WORLDWIDE</b>	<b>DOD TOTAL</b>	<b>ARMY FACILITIES</b>	<b>NAVY FACILITIES</b>	<b>AIR FORCE FACILITIES</b>
NUMBER OF OPERATING BEDS - TOTAL	13,234	5,611	3,544	4,079
NUMBER OF OPERATING BASSINETS - TOTAL	1,534	530	58	946
NUMBER OF BEDS OCCUPIED (DAILY AVERAGE (ADPL)) - TOTAL	9,213	4,571*	2,112	2,530
BEDS OCCUPIED BY US ACTIVE DUTY UNIFORMED PERSONNEL - TOTAL	3,307	1,535	1,036	736
MILITARY	3,279	1,527	1,024	728
ARMY	1,436	1,292	44	100
NAVY-MARINE CORPS	1,136	125	947	64
AIR FORCE	707	110	33	564
OTHER UNIFORMED PERSONNEL (PHS,CG,NOAA) - TOTAL	28	8	12	8
BEDS OCCUPIED BY RETIRED US UNIFORMED PERSONNEL - TOTAL	1,759	866	320	573
RETIRED MILITARY	1,745	862	313	570
ARMY	736	565	57	114
NAVY-MARINE CORPS	400	100	214	86
AIR FORCE	609	197	42	370
OTHER RETIRED UNIFORMED PERSONNEL (PHS,CG,NOAA) - TOTAL	14	4	7	3

Prepared by: Washington Headquarters Services  
Directorate for Information Operations and Reports

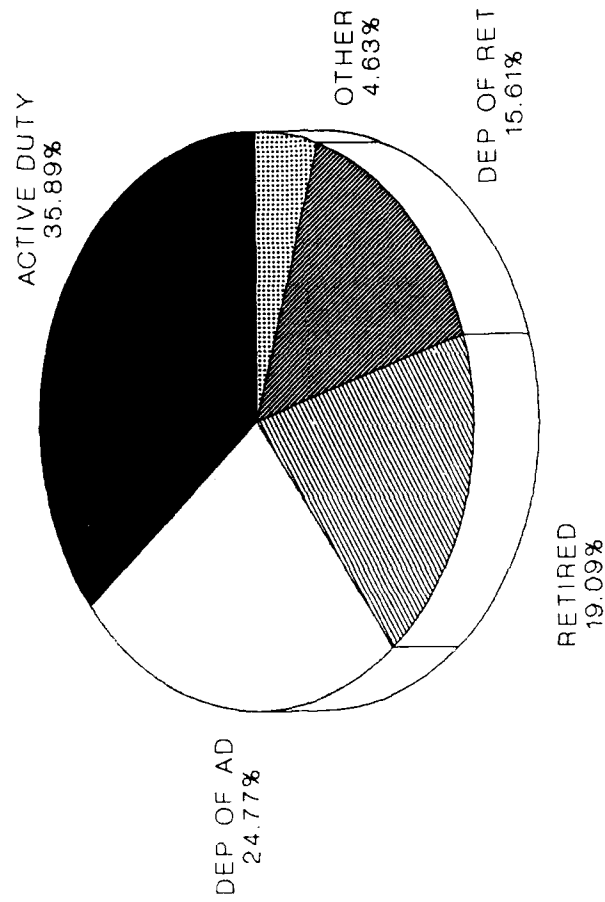
\*Bassinets are included in this figure.

**TABLE 1.1  
DEPARTMENT OF DEFENSE  
OPERATING BEDS/OPERATING BASSINETS/BEDS OCCUPIED  
AT FIXED MILITARY FACILITIES - WORLDWIDE  
FOR QUARTER ENDING JUNE 30, 1992**

WORLDWIDE	DOD TOTAL	ARMY FACILITIES	NAVY FACILITIES	AIR FORCE FACILITIES
BEDS OCCUPIED BY DEPENDENTS OF US ACTIVE DUTY MILITARY PERSONNEL	- TOTAL 2,282	1,161	475	646
ARMY	1,032	912	31	89
NAVY-MARINE CORPS	588	113	409	66
AIR FORCE	662	136	35	491
BEDS OCCUPIED BY DEPENDENTS OF RETIRED AND DECEASED US MILITARY PERSONNEL	- TOTAL 1,438	689	241	508
ARMY	612	461	40	111
NAVY-MARINE CORPS	321	82	165	74
AIR FORCE	505	146	36	323
BEDS OCCUPIED BY DEPENDENTS OF OTHER UNIFORMED PERSONNEL (PHS, CG, NOAA)	- TOTAL 36	11	12	13
BEDS OCCUPIED BY ALL OTHER BENEFICIARIES	- TOTAL 391	309	28	54

Prepared by: Washington Headquarters Services  
Directorate for Information  
Operations and Reports

**BEDS OCCUPIED  
PERCENT OF TOTAL WORLDWIDE  
QUARTER ENDING JUNE 30, 1992**



Prepared by: Washington Headquarters Services  
Directorate for Information  
Operations and Reports

FIGURE 1.1

**TABLE 1.2**  
**DEPARTMENT OF DEFENSE**  
**OPERATING BEDS/OPERATING BASSINETS/BEDS OCCUPIED**  
**AT FIXED MILITARY FACILITIES IN THE UNITED STATES**  
**FOR QUARTER ENDING JUNE 30, 1992**

UNITED STATES	DOD TOTAL	ARMY FACILITIES	NAVY FACILITIES	AIR FORCE FACILITIES
NUMBER OF OPERATING BEDS - TOTAL	11,670	4,919	3,040	3,711
NUMBER OF OPERATING BASSINETS - TOTAL	1,290	429	18	843
NUMBER OF BEDS OCCUPIED (DAILY AVERAGE (ADPL)) - TOTAL	8,237	4,010 *	1,874	2,353
BEDS OCCUPIED BY US ACTIVE DUTY UNIFORMED PERSONNEL - TOTAL	2,809	1,252	908	649
MILITARY - TOTAL	2,781	1,244	896	641
ARMY	1,173	1,044	42	87
NAVY-MARINE CORPS	1,006	117	831	58
AIR FORCE	602	83	23	496
OTHER UNIFORMED PERSONNEL (PHS, CG, NOAA) - TOTAL	28	8	12	8
BEDS OCCUPIED BY RETIRED US UNIFORMED PERSONNEL - TOTAL	1,705	833	305	567
RETIRED MILITARY - TOTAL	1,691	829	298	564
ARMY	704	539	52	113
NAVY-MARINE CORPS	390	98	206	86
AIR FORCE	597	192	40	365
OTHER RETIRED UNIFORMED PERSONNEL (PHS, CG, NOAA) - TOTAL	14	4	7	3

Prepared by: Washington Headquarters Services \*Bassinets are included in this figure.  
 Directorate for Information  
 Operations and Reports

**TABLE 1.2  
DEPARTMENT OF DEFENSE  
OPERATING BEDS/OPERATING BASSINETS/BEDS OCCUPIED  
AT FIXED MILITARY FACILITIES IN THE UNITED STATES  
FOR QUARTER ENDING JUNE 30, 1992**

UNITED STATES	DOD TOTAL	ARMY FACILITIES	NAVY FACILITIES	AIR FORCE FACILITIES
BEDS OCCUPIED BY DEPENDENTS OF US ACTIVE DUTY MILITARY PERSONNEL	1,954	977	404	573
- TOTAL				
ARMY	861	757	27	77
NAVY-MARINE CORPS	527	109	357	61
AIR FORCE	566	111	20	435
BEDS OCCUPIED BY DEPENDENTS OF RETIRED AND DECEASED US MILITARY PERSONNEL	1,410	676	230	504
- TOTAL				
ARMY	597	451	36	110
NAVY-MARINE CORPS	315	81	160	74
AIR FORCE	498	144	34	320
BEDS OCCUPIED BY DEPENDENTS OF OTHER UNIFORMED PERSONNEL (PHS,CG,NOAA)	35	11	11	13
- TOTAL				
BEDS OCCUPIED BY ALL OTHER BENEFICIARIES	324	261	16	47
- TOTAL				

Prepared by: Washington Headquarters Services  
Directorate for Information  
Operations and Reports

**TABLE 1.3**  
**DEPARTMENT OF DEFENSE**  
**OPERATING BEDS/OPERATING BASSINETS/BEDS OCCUPIED**  
**AT FIXED MILITARY FACILITIES OUTSIDE THE UNITED STATES**  
**FOR QUARTER ENDING JUNE 30, 1992**

OUTSIDE UNITED STATES	DOD TOTAL	ARMY FACILITIES	NAVY FACILITIES	AIR FORCE FACILITIES
NUMBER OF OPERATING BEDS - TOTAL	1,564	692	504	368
NUMBER OF OPERATING BASSINETS - TOTAL	244	101	40	103
NUMBER OF BEDS OCCUPIED (DAILY AVERAGE (ADPL)) - TOTAL	976	561 *	238	177
BEDS OCCUPIED BY US ACTIVE DUTY UNIFORMED PERSONNEL - TOTAL	498	283	128	87
MILITARY - TOTAL	498	283	128	87
ARMY	263	248	2	13
NAVY-MARINE CORPS	130	8	116	6
AIR FORCE	105	27	10	68
OTHER UNIFORMED PERSONNEL (PHS,CG,NOAA) - TOTAL	0	0	0	0
BEDS OCCUPIED BY RETIRED US UNIFORMED PERSONNEL - TOTAL	54	33	15	6
RETIRED MILITARY - TOTAL	54	33	15	6
ARMY	32	26	5	1
NAVY-MARINE CORPS	10	2	8	0
AIR FORCE	12	5	2	5
OTHER RETIRED UNIFORMED PERSONNEL (PHS,CG,NOAA) - TOTAL	0	0	0	0

Prepared by: Washington Headquarters Services  
 Directorate for Information Operations and Reports  
 \*Bassinets are included in this figure.

**TABLE 1.3  
DEPARTMENT OF DEFENSE  
OPERATING BEDS/OPERATING BASSINETS/BEDS OCCUPIED  
AT FIXED MILITARY FACILITIES OUTSIDE THE UNITED STATES  
FOR QUARTER ENDING JUNE 30, 1992**

OUTSIDE UNITED STATES	DOD TOTAL	ARMY FACILITIES	NAVY FACILITIES	AIR FORCE FACILITIES
BEDS OCCUPIED BY DEPENDENTS OF US ACTIVE DUTY MILITARY PERSONNEL - TOTAL	328	184	71	73
ARMY	171	155	4	12
NAVY-MARINE CORPS	61	4	52	5
AIR FORCE	96	25	15	56
BEDS OCCUPIED BY DEPENDENTS OF RETIRED AND DECEASED US MILITARY PERSONNEL - TOTAL	28	13	11	4
ARMY	15	10	4	1
NAVY-MARINE CORPS	6	1	5	0
AIR FORCE	7	2	2	3
BEDS OCCUPIED BY DEPENDENTS OF OTHER UNIFORMED PERSONNEL (PHS, CG, NOAA) - TOTAL	1	0	1	0
BEDS OCCUPIED BY ALL OTHER BENEFICIARIES - TOTAL	67	48	12	7

Prepared by: Washington Headquarters Services  
Directorate for Information  
Operations and Reports

**TABLE 2.1  
DEPARTMENT OF DEFENSE  
ADMISSIONS AT FIXED MILITARY FACILITIES - WORLDWIDE  
FOR QUARTER ENDING JUNE 30, 1992**

WORLDWIDE	DOD TOTAL	ARMY FACILITIES	NAVY FACILITIES	AIR FORCE FACILITIES
NUMBER OF ADMISSIONS - TOTAL	186,161	91,105 *	42,507	52,549
ADMISSIONS OF US ACTIVE DUTY UNIFORMED PERSONNEL - TOTAL	57,890	26,633	16,982	14,275
MILITARY - TOTAL	57,266	26,482	16,687	14,097
ARMY	24,929	22,704	729	1,496
NAVY-MARINE CORPS	17,911	1,801	15,184	926
AIR FORCE	14,426	1,977	774	11,675
OTHER UNIFORMED PERSONNEL (PHS,CG,NOAA) - TOTAL	624	151	295	178
ADMISSIONS OF RETIRED US UNIFORMED PERSONNEL - TOTAL	27,957	13,900	5,338	8,719
ADMISSIONS OF RETIRED MILITARY - TOTAL	27,714	13,827	5,233	8,654
ARMY	11,588	9,082	872	1,634
NAVY-MARINE CORPS	6,412	1,574	3,582	1,256
AIR FORCE	9,714	3,171	779	5,764
ADMISSIONS OF OTHER RETIRED UNIFORMED PERSONNEL (PHS,CG,NOAA) - TOTAL	243	73	105	65

Prepared by: Washington Headquarters Services  
Directorate for Information Operations and Reports

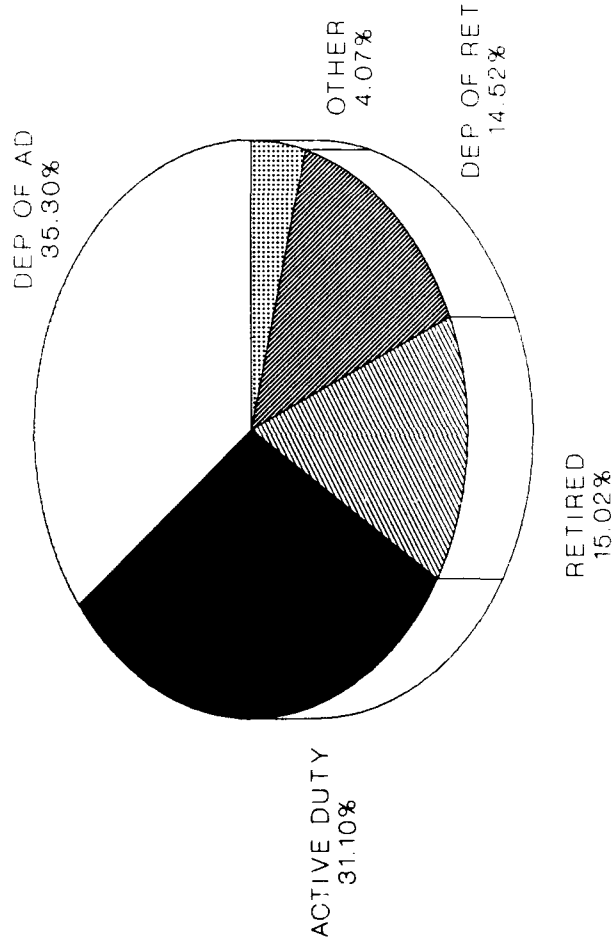
\*Live births are included in this figure.

**TABLE 2.1  
DEPARTMENT OF DEFENSE  
ADMISSIONS AT FIXED MILITARY FACILITIES - WORLDWIDE  
FOR QUARTER ENDING JUNE 30, 1992**

WORLDWIDE	DOD TOTAL	ARMY FACILITIES	NAVY FACILITIES	AIR FORCE FACILITIES
ADMISSIONS OF DEPENDENTS OF US ACTIVE DUTY MILITARY PERSONNEL - TOTAL	65,720	32,486	14,357	18,877
ARMY	29,415	26,484	804	2,127
NAVY-MARINE CORPS	17,058	2,810	12,573	1,675
AIR FORCE	19,247	3,192	980	15,075
ADMISSIONS OF DEPENDENTS OF RETIRED AND DECEASED US MILITARY PERSONNEL - TOTAL	27,026	12,862	4,917	9,247
ARMY	11,398	8,689	854	1,855
NAVY-MARINE CORPS	6,113	1,455	3,345	1,313
AIR FORCE	9,515	2,718	718	6,079
ADMISSIONS OF DEPENDENTS OF OTHER UNIFORMED MILITARY PERSONNEL - TOTAL	866	246	327	293
ADMISSIONS OF ALL OTHER BENEFICIARIES - TOTAL	6,702	4,978	586	1,138

Prepared by: Washington Headquarters Services  
Directorate for Information  
Operations and Reports

**ADMISSIONS  
PERCENT OF TOTAL WORLDWIDE  
QUARTER ENDING JUNE 30, 1992**



**Prepared by: Washington Headquarters Services  
Directorate for Information  
Operations and Reports**

**FIGURE 2.1**

**TABLE 2.2**  
**DEPARTMENT OF DEFENSE**  
**ADMISSIONS AT FIXED MILITARY FACILITIES IN THE UNITED STATES**  
**FOR QUARTER ENDING JUNE 30, 1992**

UNITED STATES	DOD TOTAL	ARMY FACILITIES	NAVY FACILITIES	AIR FORCE FACILITIES
NUMBER OF ADMISSIONS - TOTAL	164,143	79,060 *	37,073	48,010
ADMISSIONS OF US ACTIVE DUTY UNIFORMED PERSONNEL - TOTAL	48,456	21,464	14,747	12,245
MILITARY - TOTAL	47,855	21,314	14,469	12,072
ARMY	20,038	18,178	645	1,215
NAVY-MARINE CORPS	15,777	1,658	13,311	808
AIR FORCE	12,040	1,478	513	10,049
OTHER UNIFORMED PERSONNEL (PHS, CG, NOAA) - TOTAL	601	150	278	173
ADMISSIONS OF RETIRED US UNIFORMED PERSONNEL - TOTAL	27,160	13,465	5,076	8,619
ADMISSIONS OF RETIRED MILITARY - TOTAL	26,919	13,392	4,973	8,554
ARMY	11,154	8,751	791	1,612
NAVY-MARINE CORPS	6,258	1,552	3,457	1,249
AIR FORCE	9,507	3,089	725	5,693
ADMISSIONS OF OTHER RETIRED UNIFORMED PERSONNEL (PHS, CG, NOAA) - TOTAL	241	73	103	65

Prepared by: Washington Headquarters Services  
 Directorate for Information Operations and Reports  
 \*Live births are included in this figure.

**TABLE 2.2  
DEPARTMENT OF DEFENSE  
ADMISSIONS AT FIXED MILITARY FACILITIES IN THE UNITED STATES  
FOR QUARTER ENDING JUNE 30, 1992**

UNITED STATES	DOD TOTAL	ARMY FACILITIES	NAVY FACILITIES	AIR FORCE FACILITIES
ADMISSIONS OF DEPENDENTS OF US ACTIVE DUTY MILITARY PERSONNEL	- TOTAL 55,875	27,135	12,029	16,711
ARMY	24,417	21,930	670	1,817
NAVY-MARINE CORPS	15,165	2,724	10,862	1,579
AIR FORCE	16,293	2,481	497	13,315
ADMISSIONS OF DEPENDENTS OF RETIRED AND DECEASED US MILITARY PERSONNEL	- TOTAL 26,443	12,637	4,637	9,169
ARMY	11,132	8,523	765	1,844
NAVY-MARINE CORPS	5,958	1,438	3,209	1,311
AIR FORCE	9,353	2,676	663	6,014
ADMISSIONS OF DEPENDENTS OF OTHER UNIFORMED MILITARY PERSONNEL	- TOTAL 842	246	305	291
ADMISSIONS OF ALL OTHER BENEFICIARIES	- TOTAL 5,367	4,113	279	975

Prepared by: Washington Headquarters Services  
Directorate for Information  
Operations and Reports

**TABLE 2.3  
DEPARTMENT OF DEFENSE  
ADMISSIONS AT FIXED MILITARY FACILITIES OUTSIDE THE UNITED STATES  
FOR QUARTER ENDING JUNE 30, 1992**

OUTSIDE UNITED STATES	DOD TOTAL	ARMY FACILITIES	NAVY FACILITIES	AIR FORCE FACILITIES
NUMBER OF ADMISSIONS - TOTAL	22,018	12,045 *	5,434	4,539
ADMISSIONS OF US ACTIVE DUTY UNIFORMED PERSONNEL - TOTAL	9,434	5,169	2,235	2,030
MILITARY - TOTAL	9,411	5,168	2,218	2,025
ARMY	4,891	4,526	84	281
NAVY-MARINE CORPS	2,134	143	1,873	118
AIR FORCE	2,386	499	261	1,626
OTHER UNIFORMED PERSONNEL (PHS,CG,NOAA) - TOTAL	23	1	17	5
ADMISSIONS OF RETIRED US UNIFORMED PERSONNEL - TOTAL	797	435	262	100
ADMISSIONS OF RETIRED MILITARY - TOTAL	795	435	260	100
ARMY	434	331	81	22
NAVY-MARINE CORPS	154	22	125	7
AIR FORCE	207	82	54	71
ADMISSIONS OF OTHER RETIRED UNIFORMED PERSONNEL (PHS,CG,NOAA) - TOTAL	2	0	2	0

Prepared by: Washington Headquarters Services  
 Directorate for Information  
 Operations and Reports

\*Live births are included in this figure.

**TABLE 2.3  
DEPARTMENT OF DEFENSE  
ADMISSIONS AT FIXED MILITARY FACILITIES OUTSIDE THE UNITED STATES  
FOR QUARTER ENDING JUNE 30, 1992**

OUTSIDE UNITED STATES	DOD TOTAL	ARMY FACILITIES	NAVY FACILITIES	AIR FORCE FACILITIES
ADMISSIONS OF DEPENDENTS OF US ACTIVE DUTY MILITARY PERSONNEL	9,845	5,351	2,328	2,166
- TOTAL				
ARMY	4,998	4,554	134	310
NAVY-MARINE CORPS	1,893	86	1,711	96
AIR FORCE	2,954	711	483	1,760
ADMISSIONS OF DEPENDENTS OF RETIRED AND DECEASED US MILITARY PERSONNEL	583	225	280	78
- TOTAL				
ARMY	266	166	89	11
NAVY-MARINE CORPS	155	17	136	2
AIR FORCE	162	42	55	65
ADMISSIONS OF DEPENDENTS OF OTHER UNIFORMED MILITARY PERSONNEL	24	0	22	2
- TOTAL				
ADMISSIONS OF ALL OTHER BENEFICIARIES	1,335	865	307	163
- TOTAL				

Prepared by: Washington Headquarters Services  
Directorate for Information  
Operations and Reports

**TABLE 3.1  
DEPARTMENT OF DEFENSE  
OUTPATIENT VISITS AND LIVE BIRTHS  
AT FIXED MILITARY FACILITIES - WORLDWIDE  
FOR QUARTER ENDING JUNE 30, 1992**

<b>WORLDWIDE</b>	<b>DOD TOTAL</b>	<b>ARMY FACILITIES</b>	<b>NAVY FACILITIES</b>	<b>AIR FORCE FACILITIES</b>
NUMBER OF OUTPATIENT VISITS - TOTAL	12,063,552	5,329,536	2,869,592	3,864,424
OUTPATIENT VISITS BY US ACTIVE DUTY UNIFORMED PERSONNEL - TOTAL	4,705,467	2,070,419	1,423,893	1,211,155
MILITARY - TOTAL	4,682,932	2,065,515	1,411,794	1,205,623
ARMY	2,047,425	1,955,481	27,258	64,686
NAVY-MARINE CORPS	1,456,261	55,927	1,362,013	38,321
AIR FORCE	1,179,246	54,107	22,523	1,102,616
OTHER UNIFORMED PERSONNEL (PHS,CG,NOAA) - TOTAL	22,535	4,904	12,099	5,532
OUTPATIENT VISITS BY RETIRED US UNIFORMED PERSONNEL - TOTAL	1,138,474	495,377	199,941	443,156
OUTPATIENT VISITS BY DEPENDENTS OF US ACTIVE DUTY UNIFORMED PERSONNEL - TOTAL	4,124,730	1,768,973	850,600	1,505,157
DEPENDENTS OF MILITARY PERSONNEL - TOTAL	4,091,992	1,759,788	838,711	1,493,493
ARMY	1,681,937	1,525,517	35,377	121,043
NAVY-MARINE CORPS	975,115	115,362	770,432	89,321
AIR FORCE	1,434,940	118,909	32,902	1,283,129
DEPENDENTS OF OTHER UNIFORMED PERSONNEL (PHS,CG,NOAA) - TOTAL	32,738	9,185	11,889	11,664

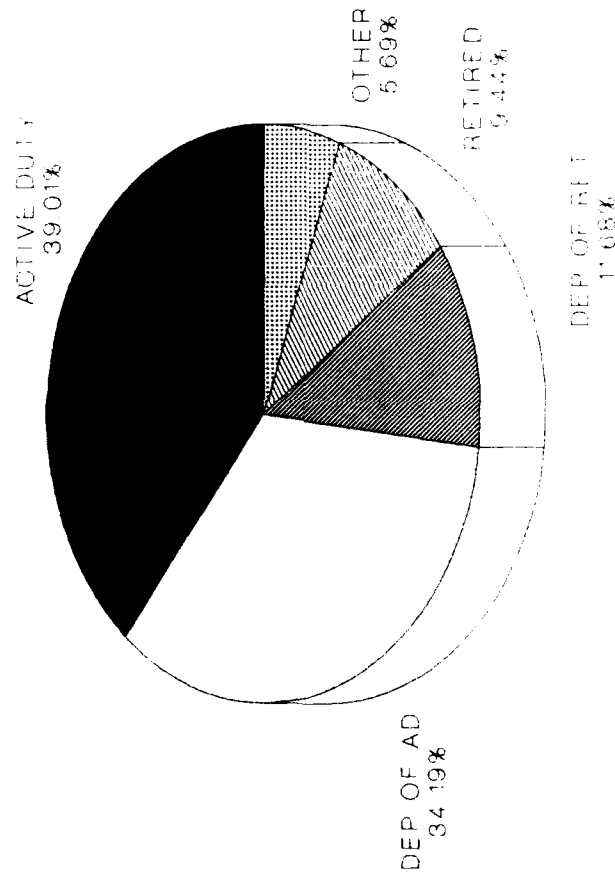
Prepared by: Washington Headquarters Services  
Directorate for Information  
Operations and Reports

**TABLE 3.1  
DEPARTMENT OF DEFENSE  
OUTPATIENT VISITS AND LIVE BIRTHS  
AT FIXED MILITARY FACILITIES - WORLDWIDE  
FOR QUARTER ENDING JUNE 30, 1992**

WORLDWIDE	DOD TOTAL	ARMY FACILITIES	NAVY FACILITIES	AIR FORCE FACILITIES
OUTPATIENT VISITS BY DEPENDENTS OF RETIRED AND DECEASED US UNIFORMED PERSONNEL - TOTAL	1,408,907	600,541	216,705	591,661
OUTPATIENT VISITS BY ALL OTHER BENEFICIARIES - TOTAL	685,974	394,226	178,453	113,295
NUMBER OF LIVE BIRTHS - TOTAL	21,562	9,470	5,244	6,848

Prepared by: Washington Headquarters Services  
Directorate for Information  
Operations and Reports

**OUTPATIENT VISITS  
PERCENT OF WORLDWIDE TOTAL  
QUARTER ENDING JUNE 30, 1992**



Prepared by: Washington Headquarters Services  
Directorate for Information  
Operations and Reports

FIGURE 3.1

**TABLE 3.2  
DEPARTMENT OF DEFENSE  
OUTPATIENT VISITS AND LIVE BIRTHS  
AT FIXED MILITARY FACILITIES IN THE UNITED STATES  
FOR QUARTER ENDING JUNE 30, 1992**

UNITED STATES	DOD TOTAL	ARMY FACILITIES	NAVY FACILITIES	AIR FORCE FACILITIES
NUMBER OF OUTPATIENT VISITS	- TOTAL 10,375,005	4,501,608	2,483,551	3,389,846
OUTPATIENT VISITS BY US ACTIVE DUTY UNIFORMED PERSONNEL	- TOTAL 3,887,533	1,649,410	1,233,995	1,004,128
MILITARY	- TOTAL 3,865,966	1,644,516	1,222,786	998,664
ARMY	1,623,074	1,549,810	22,664	50,600
NAVY-MARINE CORPS	1,272,694	52,540	1,187,576	32,578
AIR FORCE	970,198	42,166	12,546	915,486
OTHER UNIFORMED PERSONNEL (PHS,CG,NOAA)	- TOTAL 21,567	4,894	11,209	5,464
OUTPATIENT VISITS BY RETIRED US UNIFORMED PERSONNEL	- TOTAL 1,107,030	480,289	190,124	436,617
OUTPATIENT VISITS BY DEPENDENTS OF US ACTIVE DUTY UNIFORMED PERSONNEL	- TOTAL 3,402,644	1,437,694	699,440	1,265,510
DEPENDENTS OF MILITARY PERSONNEL	- TOTAL 3,371,306	1,428,535	688,610	1,254,161
ARMY	1,351,503	1,220,076	29,603	101,824
NAVY-MARINE CORPS	833,876	110,976	641,300	81,600
AIR FORCE	1,185,927	97,483	17,707	1,070,737
DEPENDENTS OF OTHER UNIFORMED PERSONNEL (PHS,CG,NOAA)	- TOTAL 31,338	9,159	10,830	11,349

Prepared by: Washington Headquarters Services  
Directorate for Information  
Operations and Reports

**TABLE 3.2  
DEPARTMENT OF DEFENSE  
OUTPATIENT VISITS AND LIVE BIRTHS  
AT FIXED MILITARY FACILITIES IN THE UNITED STATES  
FOR QUARTER ENDING JUNE 30, 1992**

UNITED STATES	DOD TOTAL	ARMY FACILITIES	NAVY FACILITIES	AIR FORCE FACILITIES
OUTPATIENT VISITS BY DEPENDENTS OF RETIRED AND DECEASED US UNIFORMED PERSONNEL	- TOTAL 1,381,406	588,835	206,410	586,161
OUTPATIENT VISITS BY ALL OTHER BENEFICIARIES	- TOTAL 596,392	345,380	153,582	97,430
NUMBER OF LIVE BIRTHS	- TOTAL 18,182	7,869	4,195	6,118

Prepared by: Washington Headquarters Services  
Directorate for Information  
Operations and Reports

**TABLE 3.3  
DEPARTMENT OF DEFENSE  
OUTPATIENT VISITS AND LIVE BIRTHS  
AT FIXED MILITARY FACILITIES OUTSIDE THE UNITED STATES  
FOR QUARTER ENDING JUNE 30, 1992**

OUTSIDE UNITED STATES	DOD TOTAL	ARMY FACILITIES	NAVY FACILITIES	AIR FORCE FACILITIES
NUMBER OF OUTPATIENT VISITS - TOTAL	1,688,547	827,928	386,041	474,578
OUTPATIENT VISITS BY US ACTIVE DUTY UNIFORMED PERSONNEL	817,934	421,009	189,898	207,027
MILITARY	816,966	420,999	189,008	206,959
ARMY	424,351	405,671	4,594	14,086
NAVY-MARINE CORPS	183,567	3,387	174,437	5,743
AIR FORCE	209,048	11,941	9,977	187,130
OTHER UNIFORMED PERSONNEL (PHS,CG,NOAA)	968	10	890	68
OUTPATIENT VISITS BY RETIRED US UNIFORMED PERSONNEL - TOTAL	31,444	15,088	9,817	6,539
OUTPATIENT VISITS BY DEPENDENTS OF US ACTIVE DUTY UNIFORMED PERSONNEL	722,086	331,279	151,160	239,647
DEPENDENTS OF MILITARY PERSONNEL	720,686	331,253	150,101	239,332
ARMY	330,434	305,441	5,774	19,219
NAVY-MARINE CORPS	141,239	4,386	129,132	7,721
AIR FORCE	249,013	21,426	15,195	212,392
DEPENDENTS OF OTHER UNIFORMED PERSONNEL (PHS,CG,NOAA)	1,400	26	1,059	315

Prepared by: Washington Headquarters Services  
Directorate for Information  
Operations and Reports

**TABLE 3.3  
DEPARTMENT OF DEFENSE  
OUTPATIENT VISITS AND LIVE BIRTHS  
AT FIXED MILITARY FACILITIES OUTSIDE THE UNITED STATES  
FOR QUARTER ENDING JUNE 30, 1992**

OUTSIDE UNITED STATES	DOD TOTAL	ARMY FACILITIES	NAVY FACILITIES	AIR FORCE FACILITIES
OUTPATIENT VISITS BY DEPENDENTS OF RETIRED AND DECEASED US UNIFORMED PERSONNEL - TOTAL	27,501	11,706	10,295	5,500
OUTPATIENT VISITS BY ALL OTHER BENEFICIARIES - TOTAL	89,582	48,846	24,871	15,865
NUMBER OF LIVE BIRTHS - TOTAL	3,380	1,601	1,049	730

Prepared by: Washington Headquarters Services  
Directorate for Information  
Operations and Reports

## GLOSSARY

Admission. The act of placing an individual under treatment or observation in a hospital. The day of admission is the day on which the hospital makes a formal acceptance of the patient who is to be provided with room, board, and continuous nursing service in an area of the hospital where patients normally stay at least overnight. While the admission of a newborn is deemed to occur at time of birth, these neonates are reported separately and excluded from the admission data.

Average Daily Patient Load (ADPL). Average number of inpatients in the hospital and receiving care each day during a reported period. Included are patients on pass or liberty not in excess of 72 hours and patients admitted and discharged on the same day. Excluded are newborns, patients on convalescent leave, and patients authorized to subside out. ADPL is calculated by dividing the number of occupied bed days during the period by the total number of days in the reported period.

Bassinets Day. A day spent in the newborn nursery by a healthy infant. This excludes days spent by infants in equipment referred to as a bassinets on any pediatric nursing unit, pediatric intensive care unit, or other nursing unit.

Live Births. The complete expulsion or extraction from a mother of a product of conception, irrespective of the duration of pregnancy, which, after such separation, breathes or shows any other evidence of life such as heartbeat, umbilical cord pulsation, or definite movement of voluntary muscles, whether or not the umbilical cord has been cut or the placenta is attached. Heartbeats are to be distinguished from transient cardiac contractions; respirations are to be distinguished from fleeting respiratory efforts or gasps.

Operating Bed. Accommodation in a functioning medical treatment facility that is currently set up and ready in all respects for the care of a patient. It must include supporting space, equipment, medical material, ancillary and support services, and staff to operate under normal circumstances. Excluded are transient patient beds, bassinets, incubators, labor beds, and recovery beds.

Outpatient Visit. A hospital program for the performance of elective surgical procedures on patients who are not admitted to the hospital as inpatients.