

AD-A258 385



FINAL REPORT  
SEPTEMBER 1991

REPORT NO. EVT 35-90

ROAD TEST OF H1572 KIT  
FOR 155MM PROJECTILE  
(M753 SYSTEM)

92-32218



*25PT*

**S DTIC ELECTE DEC 22 1992 D**  
**E**

Prepared for:  
U.S. Army Armament, Munitions  
and Chemical Command  
ATTN: AMSMC-TMD  
Rock Island, IL 61299-6000

Distribution Unlimited



12 18



VALIDATION ENGINEERING DIVISION  
SAVANNA, ILLINOIS 61074-9639



U.S. ARMY  
ARMAMENT  
MUNITIONS  
CHEMICAL COMMAND  
U.S. ARMY DEFENSE AMMUNITION  
CENTER AND SCHOOL

### AVAILABILITY NOTICE

A copy of this report will be furnished each attendee on automatic distribution. Additional copies or authority for reprinting may be obtained by written request from Director, U.S. Army Defense Ammunition Center and School, ATTN: SMCAC-DEV, Savanna, IL 61074-9639.

### DISTRIBUTION INSTRUCTIONS

Destroy this report when no longer needed. Do not return.

\*\*\*

Citation of trade names in this report does not constitute an official endorsement.

\*\*\*

The information contained herein will not be used for advertising purposes.

REPORT DOCUMENTATION PAGE

Form Approved  
 OMB No. 0704-0188

REPORT SECURITY CLASSIFICATION <b>UNCLASSIFIED</b>		1b. RESTRICTIVE MARKINGS	
SECURITY CLASSIFICATION AUTHORITY		3. DISTRIBUTION / AVAILABILITY OF REPORT	
DECLASSIFICATION / DOWNGRADING SCHEDULE		<b>UNLIMITED</b>	
PERFORMING ORGANIZATION REPORT NUMBER(S) <b>EVT 35-90</b>		5. MONITORING ORGANIZATION REPORT NUMBER(S)	
NAME OF PERFORMING ORGANIZATION <b>U.S. Army Defense Ammunition Center and School</b>	6b. OFFICE SYMBOL <i>(if applicable)</i> <b>SMCAC-DEV</b>	7a. NAME OF MONITORING ORGANIZATION	
ADDRESS (City, State, and ZIP Code) <b>ATTN: SMCAC-DEV Savanna, IL 61074-9639</b>		7b. ADDRESS (City, State, and ZIP Code)	
NAME OF FUNDING / SPONSORING ORGANIZATION <b>U.S. Army Armament, Munitions and Chemical Command</b>	8b. OFFICE SYMBOL <i>(if applicable)</i> <b>AMSMC-TMD</b>	9. PROCUREMENT INSTRUMENT IDENTIFICATION NUMBER	
ADDRESS (City, State, and ZIP Code) <b>ATTN: AMSMC-TMD Rock Island, IL 61299-6000</b>		10. SOURCE OF FUNDING NUMBERS	
		PROGRAM ELEMENT NO.	PROJECT NO.
		TASK NO.	WORK UNIT ACCESSION NO.

TITLE (Include Security Classification)  
**Road Test of H1572 Kit for 155mm Projectile (M753 System)**

PERSONAL AUTHOR(S) <b>Quinn D. Hartman</b>			
TYPE OF REPORT <b>Final</b>	13b. TIME COVERED FROM _____ TO _____	14. DATE OF REPORT (Year, Month, Day) <b>1991 September</b>	15. PAGE COUNT

COMPLEMENTARY NOTATION

COSATI CODES			18. SUBJECT TERMS (Continue on reverse if necessary and identify by block number)
FIELD	GROUP	SUB-GROUP	

ABSTRACT (Continue on reverse if necessary and identify by block number)

The U.S. Army Defense Ammunition Center and School (USADACS), Validation Engineering Division (SMCAC-DEV), was tasked by the U.S. Army Armament, Munitions and Chemical Command (AMCCOM), AMSMC-TMD, to conduct the necessary transportability tests to develop tiedown procedures securing the H1572 kit, package 2 of 2 for the M753 projectile, in the 2 1/2-ton cargo truck and 22 1/2-ton M871 semitrailer. The H1572 kit was secured in each vehicle in three separate configurations and then tested over the USADACS road hazard course. The configurations consisted of a longitudinal position secured with two 5,000-pound web straps, a lateral position secured with two 5,000-pound web straps, and a lateral position secured with one 5,000-pound web strap. Results from the road hazard testing indicated that the two web straps were sufficient to hold the H1572 kit in the longitudinal orientation, and one web strap was sufficient to hold the H1572 kit in the lateral orientation.

DISTRIBUTION / AVAILABILITY OF ABSTRACT <input type="checkbox"/> UNCLASSIFIED/UNLIMITED <input type="checkbox"/> SAME AS RPT. <input type="checkbox"/> DTIC USERS		21. ABSTRACT SECURITY CLASSIFICATION <b>UNCLASSIFIED</b>	
NAME OF RESPONSIBLE INDIVIDUAL <b>BERNARD H. KROHN</b>		22b. TELEPHONE (Include Area Code) <b>815-273-8929</b>	22c. OFFICE SYMBOL <b>SMCAC-DEV</b>



## PART 1

### INTRODUCTION

#### A. BACKGROUND:

1. The U.S. Army Defense Ammunition Center and School (USADACS), SMCAC- DEV, was tasked by the U.S. Army Armament, Munitions and Chemical Command (AMCCOM), AMSMC-TMD, to conduct the necessary transportability tests to develop tiedown procedures securing the H1572 kit, package 2 of 2 for the M753 projectile, in the 2 1/2-ton cargo truck and 22 1/2-ton M871 semitrailer. Each vehicle was driven over the USADACS road hazard course while loaded with the H1572 kit.

2. The H1572 kit was instrumented with eight accelerometers. One triaxial group of accelerometers was located on the center of the simulated mass, a second triaxial group of accelerometers was located at the aft end of the kit on the control panel, and a biaxial group of accelerometers was located in the middle of the kit on the control panel. The triaxial accelerometers were measuring longitudinal, vertical, and lateral accelerations relative to the kit's longitudinal axis. The biaxial accelerometer was measuring lateral and vertical accelerations relative to the kit's longitudinal axis (see drawing). Also, a triaxial accelerometer was located on the bed of each vehicle.

B. AUTHORITY. The test was accomplished IAW mission responsibilities delegated by AMCCOM. Reference is made to the following:

1. Change 4, 4 October 1974, to AR 740-1, 23 April 1973, Storage and Supply Activity Operation.

2. AMCCOM-R 10-17, Mission and Major Functions of USADACS, 13 January 1986.

3. Message, AMCCOM, AMSMC-MAY-WA(D), 121600Z Sep 90, subject:  
Transportation Test of Package 2 of 2 for M753 Projectile.

C. OBJECTIVE. The objective of this test was to develop/evaluate tiedown procedures for the H1572 kit on the cited vehicles.

D. CONCLUSIONS:

1. Two 5,000-pound capacity web strap tiedown assemblies over the top of the kit were sufficient to restrain the kit in the longitudinal orientation in every test.

2. One 5,000-pound capacity web strap tiedown assembly over the top of the kit was sufficient to restrain the kit in the lateral orientation in every test.

E. RECOMMENDATION. As tested, the tiedown procedures for package 2 of 2 for the M753 projectile are acceptable for on/off highway transportation in/on tactical vehicles.

PART 2

25 - 27 September 1990

ATTENDEES

Quinn D. Hartman  
General Engineer  
DSN 585-8992  
815-273-8992

Director  
U.S. Army Defense Ammunition  
Center and School  
ATTN: SMCAC-DEV  
Savanna, IL 61074-9639

David V. Valant  
Electronics Technician  
DSN 585-8988  
815-273-8988

Director  
U.S. Army Defense Ammunition  
Center and School  
ATTN: SMCAC-DEV  
Savanna, IL 61074-9639

John Simons  
Industrial Engineer  
DSN 585-8074  
815-273-8074

Director  
U.S. Army Defense Ammunition  
Center and School  
ATTN: SMCAC-DET  
Savanna, IL 61074-9639

Jeffery Gale  
415-422-014

Lawrence Livermore National  
Laboratories  
P.O. Box 808, L-125  
Livermore, CA 94550

Mario Corzo  
DSN 880-4925  
201-724-4925

Commander  
U.S. Army Armament Research,  
Development and Engineering Center  
ATTN: SMCAR-FSN-N  
Building 354  
Picatinny Arsenal, NJ 07806-5001

## PART 3

### TEST PROCEDURES

Five separate road testing steps were required as identified herein:

A. Step 1: This step provided for the specimen to be driven over a 200-foot-long segment of concrete-paved road which consisted of two series of railroad ties projecting 6 inches above the level of the road surface. This hazard course was traversed two times and repeated per step no. 4.

1. The first series of ties was spaced on 8-foot centers and alternately positioned on opposite sides of the road centerline for a distance of 50 feet.
2. Following the first series of ties, a paved roadway of 75 feet separated the first and second series of railroad ties.
3. The second series of ties was alternately positioned similarly to the first, but spaced on 10-foot centers for a distance of 50 feet.
4. The specimen load was driven across the hazard course at speeds that produced the most violent vertical and side-to-side rolling reaction obtainable in traversing the hazard course (approximately 5 miles per hour [mph]).

B. Step 2: This step consisted of 30 miles of travel over available rough roads consisting of gravel, concrete and asphalt, curves, cattle gates, and stops and starts.

C. Step 3: This step provided for the specimen load to be subjected to three full air brake stops while traveling in the forward direction and one in the reverse direction while traveling down a

7 percent grade. The first three stops were at speeds of 5, 10, and 15 mph, while the stop in the reverse direction was at approximately 5 mph.

D. Step 4: This step consisted of a repeat of that identified in step no. 1.

E. Step 5: This step provided for the specimen load to be driven over a 300-foot-long segment of concrete-paved road which had rails spaced on 26 1/2-inch centers and protruded 2 inches above the road surface. The specimen load was driven at the speed which produced the most violent response.

Note, Steps nos. 3 and 5 may be deleted at the discretion of the test conductor.

F. Inspections and data collection. At selected intervals during testing, thorough inspections of the specimen loads were made by technically proficient personnel to collect data on the specimen load and equipment resulting from above load test steps. This data are recorded in part 4, following.

## PART 4

### TEST DATA AND RESULTS

#### A. Pretest Determinations:

1. The H1572 kit, package 2 of 2 for the M753 projectile, was shipped via Emery Worldwide from Lawrence Livermore National Laboratories, Livermore, CA, to USADACS. Upon arrival, the H1572 kit was inspected and found to be in good condition.

2. After inspection, the kit was partially disassembled and the instrumentation installed. One triaxial accelerometer block was installed on the kit's simulated mass, one triaxial accelerometer block was located on the aft end of the kit on the control deck, and one biaxial accelerometer block was mounted near the middle of the kit on the control deck (see drawing).

#### B. Synopsis of Test 1:

1. The H1572 kit was positioned with the long dimension parallel to the long dimension of the bed of the 2 1/2-ton cargo truck. The kit was loaded near the rear of the truck and secured with two web strap tiedown assemblies over the top of the container.

2. No movement was noted during the transportability testing of the longitudinal orientation of the H1572 kit on the 2 1/2-ton cargo truck. This tiedown method was approved for on/off highway movement of the H1572 kit, package 2 of 2 for the M753 projectile.

#### Road Test Data for Test 1:

Date: 25 September 1990

Test Specimen: The H1572 kit was positioned with the long dimension parallel to the long dimension of the 2 1/2-ton cargo truck and secured with two web strap tiedown assemblies.

Pass 1, Course A: 6.00 SEC 5.68 MPH

Pass 1, Course B: 6.46 SEC 5.28 MPH

Remarks: No movement.

Pass 2, Course A: 6.00 SEC 5.68 MPH  
Pass 2, Course B: 6.00 SEC 5.68 MPH

Remarks: No movement.

30-Mile Road Test: No movement.

Panic Stops: No movement.

Pass 3, Course A: 5.53 SEC 6.15 MPH  
Pass 3, Course B: 6.46 SEC 5.27 MPH

Remarks: No movement.

Pass 4, Course A: 5.53 SEC 6.15 MPH  
Pass 4, Course B: 5.53 SEC 6.15 MPH

Remarks: No movement.

Washboard Course: No movement.

C. Synopsis of Test 2:

1. The H1572 kit was positioned with the long dimension perpendicular to the long dimension of the 2 1/2-ton cargo truck's bed. The kit was loaded near the rear of the truck and secured with one web strap tiedown assembly over the top of the container.

2. As a result of transportability testing, displacement of the H1572 kit from its original starting point was a maximum of 2 1/2 inches during the test. The web strap remained taught throughout the test. This tiedown method was approved for on/off highway movement of the H1572 kit, package 2 of 2, for the M753 projectile.

Road Test Data for Test 2:

Dates: 25 - 26 September 1990

Test Specimen: The H1572 kit was positioned with the long dimension perpendicular to the long dimension of the 2 1/2-ton cargo truck and secured with one web strap tiedown assembly.

Pass 1, Course A: 5.53 SEC 6.15 MPH

Pass 1, Course B: 5.53 SEC 6.15 MPH

Remarks: Left side shifted forward 1 inch.

Pass 2, Course A: 5.53 SEC 6.15 MPH

Pass 2, Course B: 5.53 SEC 5.15 MPH

Remarks: No additional movement.

30-Mile Road Test: Left side shifted forward 3/4-inch.

Right side shifted forward 1/4-inch.

Panic Stops:

5 MPH: Left side shifted forward 1/4-inch.  
Right side shifted forward 1/4-inch.

10 MPH: Left side shifted rearward 1/4-inch.

15 MPH: No additional movement.

5 MPH Reverse: No additional movement.

Pass 3, Course A: 4.61 SEC 7.38 MPH

Pass 3, Course B: 5.07 SEC 6.71 MPH

Remarks: Left side shifted forward 3/8-inch.

Shifted right 1 inch.

Pass 4, Course A: 4.61 SEC 7.38 MPH

Pass 4, Course B: 5.07 SEC 6.71 MPH

Remarks: Left side shifted rearward 1/8-inch.

Shifted right 1/4-inch.

Washboard Course: Left side shifted forward 1/2-inch.

Shifted right 1/4-inch.

D. Synopsis of Test 3:

1. The H1572 kit was positioned with the long dimension perpendicular to the long dimension of the 2 1/2-ton cargo truck's bed. The kit was loaded near the rear of the truck and secured with two web strap tiedown assemblies crossed over the top of the container.

2. No movement was noted, as a result of the transportability test of the H1572 kit in lateral orientation, on the 2 1/2-ton cargo truck. This tiedown method was approved for on/off highway movement of the H1572 kit, package 2 of 2 for the M753 projectile.

Road Test Data for Test 3:

Date: 26 September 1990

Test Specimen: The H1572 kit was positioned with the long dimension perpendicular to the long dimension of the 2 1/2-ton cargo truck and secured with two web strap tiedown assemblies crossed over the top of the container.

Pass 1, Course A: 5.07 SEC 6.71 MPH

Pass 1, Course B: 5.53 SEC 6.15 MPH

Remarks: No movement.

Pass 2, Course A: 4.61 SEC 7.38 MPH

Pass 2, Course B: 5.53 SEC 6.15 MPH

Remarks: No movement.

30-Mile Road Test: No movement.

Panic Stops: No movement.

Pass 3, Course A: 5.53 SEC 6.15 MPH

Pass 3, Course B: 5.07 SEC 6.71 MPH

Remarks: No movement.

Pass 4, Course A: 5.53 SEC 6.15 MPH  
Pass 4, Course B: 6.00 SEC 5.68 MPH

Remarks: No movement.

Washboard Course: No movement.

E. Synopsis of Test 4:

1. The H1572 kit was positioned with the long dimension parallel to the long dimension of the 22 1/2-ton M871 semitrailer. The kit was loaded near the rear of the truck and secured with two web strap tiedown assemblies over the top of the container.

2. Displacement of the H1572 kit from its original starting point, as a result of the transportability testing, was a 3/8-inch maximum during the test. This tiedown method is approved for on/off highway movement of the H1572 kit, package 2 of 2 for the M753 projectile.

Road Test Data for Test 4:

Date: 27 September 1990

Test Specimen: The H1572 kit was positioned with the long dimension parallel to the long dimension of the 22 1/2-ton M871 semitrailer and secured with two web strap tiedown assemblies.

Pass 1, Course A: 7.20 SEC 4.73 MPH  
Pass 1, Course B: 6.60 SEC 5.16 MPH

Remarks: No movement.

Pass 2, Course A: 6.00 SEC 5.68 MPH  
Pass 2, Course B: 6.66 SEC 5.16 MPH

Remarks: Left side shifted forward 1/4-inch.  
Rear shifted left 1/8-inch.

30-Mile Road Test: No movement.

Panic Stops: No movement.

Pass 3, Course A: 6.00 SEC 5.68 MPH

Pass 3, Course B: 6.60 SEC 5.16 MPH

Remarks: Left side shifted forward 1/8-inch.

Rear shifted left 1/16-inch.

Pass 4, Course A: 6.00 SEC 5.68 MPH

Pass 4, Course B: 6.00 SEC 5.68 MPH

Remarks: No movement.

Washboard Course: No movement.

F. Synopsis of Test 5:

1. The H1572 kit was positioned with the long dimension perpendicular to the long dimension of the 22 1/2-ton M871 semitrailer. The kit was loaded near the rear of the truck and secured with two web strap tiedown assemblies crossed over the top of the container.

2. Displacement of the H1572 kit from its original starting point, as a result of the transportability testing, was a maximum of 2 inches during the test. The web strap remained taut throughout the test. This tiedown method is approved for on/off highway movement of the H1572 kit, package 2 of 2 for the M871 projectile.

Road Test Data for Test 5:

Date: 27 September 1990

Test Specimen: The H1572 kit was positioned with the long dimension perpendicular to the long dimension of the 22 1/2-ton M871 semitrailer and secured with two web strap assemblies crossed over the top of the container.

Pass 1, Course A: 6.00 SEC 5.68 MPH

Pass 1, Course B: 6.00 SEC 5.68 MPH

Remarks: Left side shifted back 1 1/2 inches.

Right side shifted back 1 1/8 inches, shifted right 1/8-inch.

Pass 2, Course A: 6.60 SEC 5.16 MPH

Pass 2, Course B: 6.60 SEC 5.16 MPH

Remarks: Left side shifted back 3/8-inch.

Right side shifted back 7/8-inch.

30-Mile Road Test: No additional movement.

Panic Stops: No additional movement.

Pass 3, Course A: 6.00 SEC 5.68 MPH

Pass 3, Course B: 6.60 SEC 5.16 MPH

Remarks: Left side shifted forward 1/4-inch.

Right side shifted forward 3/4-inch.

Pass 4, Course A: 6.00 SEC 5.68 MPH

Pass 4, Course B: 6.00 SEC 5.68 MPH

Remarks: Left side shifted forward 1/8-inch.

Washboard Course: No additional movement.

#### G. Synopsis of Test 6:

1. The H1572 kit was positioned with the long dimension perpendicular to the long dimension of the 22 1/2-ton M871 semitrailer. The kit was loaded near the rear of the truck and secured with one web strap tiedown assembly over the top of the container.

2. Displacement of the H1572 kit from its original starting point, as a result of the transportability testing, was a maximum of 1 1/4 inches during the test. The web strap remained taut throughout the test. This tiedown method is approved for on/off highway movement of the H1572 kit, package 2 of 2 for the M753 projectile.

Road Test Data for Test 6:

Date: 27 September 1990

Test Specimen: The H1572 kit was positioned with the long dimension perpendicular to the long dimension of the 22 1/2-ton M871 semitrailer and secured with one web strap tiedown assembly.

Pass 1, Course A: 6.00 SEC 5.68 MPH

Pass 1, Course B: 6.00 SEC 5.68 MPH

Remarks: Left side shifted back 1/4 inch.

Right side shifted forward 1/4 inch, shifted left 1/4 inch.

Pass 2, Course A: 6.60 SEC 5.68 MPH

Pass 2, Course B: 6.60 SEC 5.16 MPH

Remarks: Left side shifted forward 1/8 inch.

Right side shifted forward 1/8 inch, shifted right 3/4 inch.

30-Mile Road Test: Left side shifted rearward 1/8 inch.

Right side shifted rearward 1/8 inch.

Panic Stops:

5 MPH: No additional movement.

10 MPH: No additional movement.

15 MPH: Right side shifted forward 1/2 inch, shifted right 1/8 inch.

5 MPH Reverse: No additional movement.

Pass 3, Course A: 6.00 SEC 5.68 MPH

Pass 3, Course B: 6.60 SEC 5.68 MPH

Remarks: Left side shifted forward 1/4 inch (back to starting point).

Right side shifted rearward 1/4 inch, shifted right 1/8 inch.

Pass 4, Course A: 6.00 SEC 5.68 MPH

Pass 4, Course B: 6.00 SEC 5.68 MPH

Remarks: Right side shifted rearward 1/8 inch, shifted right 1/4-inch  
(back to starting point).

Dashboard Course: Left side shifted back 1-inch.  
Right side shifted back 7/8-inch.

PART 5

PHOTOGRAPHS




U.S. ARMY DEFENSE AMMUNITION CENTER AND SCHOOL - SAVANNA, IL

Photo No. AO317-SCN-90-6797. This photograph shows the placement of the three accelerometer blocks that were installed in the H1572 trainer.




U.S. ARMY DEFENSE AMMUNITION CENTER AND SCHOOL - SAVANNA, IL

Photo No. AO317-SPN-90-420-6669. This photograph shows the 2 1/2-ton test truck and the chase vehicle which carried the instrumentation package.



	<b>U.S. ARMY DEFENSE AMMUNITION CENTER AND SCHOOL - SAVANNA, IL</b>	
--	---	--

**Photo No. AO317-SPN-90-420-6674. This photograph shows the H1572 kit in the longitudinal orientation on the 2 1/2-ton truck.**



U.S. ARMY DEFENSE AMMUNITION CENTER AND SCHOOL - SAVANNA, IL

Photo No. AO317-SPN-90-420-6679. This photograph shows the H1572 kit in the lateral orientation secured with one web strap in the 2 1/2-ton truck.



U.S. ARMY DEFENSE AMMUNITION CENTER AND SCHOOL - SAVANNA, IL  
Photo No. AO317-SPN-90-420-6682. This photograph shows the H1572 kit in the lateral orientation secured with two web straps in the 2 1/2-ton truck.




U.S. ARMY DEFENSE AMMUNITION CENTER AND SCHOOL - SAVANNA, IL

Photo No. AO317-SPN-90-420-6686. This photograph shows the H1572 kit in the longitudinal orientation on the M871 semitrailer.



U.S. ARMY DEFENSE AMMUNITION CENTER AND SCHOOL - SAVANNA, IL

Photo No. AO317-SPN-90-420-6689. This photograph shows the H1572 kit in the lateral orientation secured with two web straps on the M871 semitrailer.



U.S. ARMY DEFENSE AMMUNITION CENTER AND SCHOOL - SAVANNA, IL

Photo No AO317-SPN-90-420-6691. This photograph shows the H1572 kit in the lateral orientation secured with one web strap on the M871 semitrailer.

PART 6

DRAWING

H1752 KIT

