

AD-A260 646



Department of Defense

# SELECTED MEDICAL CARE STATISTICS

September 30, 1992



**DTIC**  
ELECTE  
FEB 23 1993  
**S E D**

DISTRIBUTION STATEMENT  
Approved for public release  
Distribution Unlimited

93-03622



4886

H1116



DISSEMINATE FOR INFORMATION

2

# Department of Defense Selected Medical Care Statistics

September 30, 1992

Washington Headquarters Services  
Directorate for Information  
Operations and Reports

Accession For	
NTIS CRA&I	<input checked="" type="checkbox"/>
DTIC TAB	<input type="checkbox"/>
Unannounced	<input type="checkbox"/>
Justification	
By .....	
Distribution/	
Availability Codes	
Dist	Avail and/or Special
A-1	

FOR SALE BY THE SUPERINTENDENT OF DOCUMENTS  
U. S. GOVERNMENT PRINTING OFFICE  
WASHINGTON, D. C. 20402

DTIC STATISTICS INDEXED 3

DTIC and NTIS identification number for this publication is DIOR/LO2-92/04.

## FOREWORD

Selected Medical Care Statistics (SMCS) is a quarterly publication prepared by the Washington Headquarters Services, Directorate for Information Operations and Reports (WHS/DIOR) of the Office of the Secretary of Defense.

SMCS presents quarterly summary data concerning medical care provided at fixed military medical facilities located in: (1) the United States and (2) outside the United States, in territories, possessions, and foreign countries. This publication contains pie charts which are based on the percent of the worldwide DoD total for each of the categories. Admissions and beds occupied by dependents of other uniformed personnel (Public Health Service (PHS), Coast Guard (CG), National Oceanic Atmospheric Administration (NOAA)) are less than one percent and are included in the "other" category on applicable charts and graphs.

This annual fiscal year edition also contains consolidated data for fiscal year 1992 as well as five year comparison tables for fiscal years 1988 - 1992. Fiscal year data for operating beds, operating bassinets, and beds occupied are generated by averaging the quarterly sets of data received during the fiscal year.

This publication is generated from a data base developed and maintained in consonance with Department of Defense Instruction (DoDI) 6015.14, July 13, 1990, under Reports Control Symbol DA&M(Q)1474 by the Manpower Management Information Division of WHS/DIOR.

# TABLE OF CONTENTS

TABLE NUMBER	FOURTH QUARTER, FY 1992	PAGE
Table 1.1	Operating Beds/Operating Bassinets/Beds Occupied - Worldwide.....	1
Figure 1.1	Beds Occupied - Percent of DoD Total Worldwide.....	3
Table 1.2	Operating Beds/Operating Bassinets/Beds Occupied in the United States.....	4
Table 1.3	Operating Beds/Operating Bassinets/Beds Occupied Outside the United States.....	6
Table 2.1	Admissions - Worldwide.....	8
Figure 2.1	Admissions - Percent of DoD Total Worldwide.....	10
Table 2.2	Admissions in the United States.....	11
Table 2.3	Admissions Outside the United States.....	13
Table 3.1	Outpatient Visits and Live Births - Worldwide.....	15
Figure 3.1	Outpatient Visits - Percent of Worldwide Total.....	17
Table 3.2	Outpatient Visits and Live Births in the United States.....	18
Table 3.3	Outpatient Visits and Live Births Outside the United States.....	20

## FISCAL YEAR 1992

Table 4.1	Average Operating Beds/Operating Bassinets/Beds Occupied- Worldwide.....	23
Figure 4.1	Average Operating Beds-Percent of DoD Total Worldwide - Fiscal Year 1992.....	25
Table 5.1	Admissions - Worldwide.....	26
Figure 5.1	Admissions - Percent of DoD Total Worldwide - Fiscal Year 1992.....	28
Table 6.1	Outpatient Visits and Live Births - Worldwide.....	29
Figure 6.1	Outpatient Visits-Percent of Worldwide Total - Fiscal Year 1992.....	31

## FIVE YEAR COMPARISON

Table 7.1	Average Operating Beds/Operating Bassinets/Beds Occupied- Worldwide.....	33
Figure 7.1	Average Operating Beds-Nurber of Total DoD Worldwide - FY88-FY92.....	35
Table 8.1	Admissions - Worldwide.....	36
Figure 8.1	Admissions-Number of DoD Total Worldwide FY88-FY92.....	38
Table 9.1	Outpatient Visits and Live Births - Worldwide.....	39
Figure 9.1	Outpatient Visits - Number of DoD Total Worldwide - FY88-FY92.....	41

GLOSSARY.....	42
---------------	----

**FOURTH QUARTER, FY 1992**

**TABLE 1.1  
DEPARTMENT OF DEFENSE  
OPERATING BEDS/OPERATING BASSINETS/BEDS OCCUPIED  
AT FIXED MILITARY FACILITIES - WORLDWIDE  
FOR QUARTER ENDING SEPTEMBER 30, 1992**

WORLDWIDE	DOD TOTAL	ARMY FACILITIES	NAVY FACILITIES	AIR FORCE FACILITIES
NUMBER OF OPERATING BEDS - TOTAL	13,214	5,611	3,544	4,059
NUMBER OF OPERATING BASSINETS - TOTAL	1,682	530	221	931
NUMBER OF BEDS OCCUPIED (DAILY AVERAGE (ADPL)) - TOTAL	8,580	4,210*	2,057	2,313
BEDS OCCUPIED BY US ACTIVE DUTY UNIFORMED PERSONNEL - TOTAL	3,032	1,376	999	657
MILITARY - TOTAL	3,005	1,369	987	649
ARMY	1,282	1,142	46	94
NAVY-MARINE CORPS	1,102	124	912	66
AIR FORCE	621	103	29	489
OTHER UNIFORMED PERSONNEL (PHS, CG, NOAA) - TOTAL	27	7	12	8
BEDS OCCUPIED BY RETIRED US UNIFORMED PERSONNEL - TOTAL	1,659	795	321	543
RETIRED MILITARY - TOTAL	1,645	790	316	539
ARMY	685	518	59	108
NAVY-MARINE CORPS	388	94	214	80
AIR FORCE	572	178	43	351
OTHER RETIRED UNIFORMED PERSONNEL (PHS, CG, NOAA) - TOTAL	14	5	5	4

Prepared by: Washington Headquarters Services  
Directorate for Information  
Operations and Reports

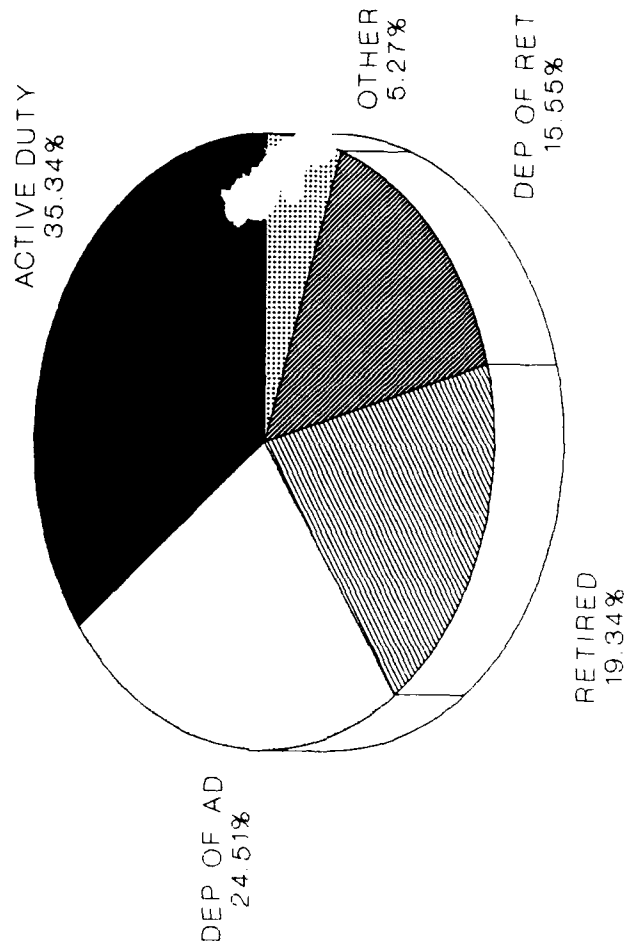
\*Bassinets are included in this figure.

**TABLE 1.1  
DEPARTMENT OF DEFENSE  
OPERATING BEDS/OPERATING BASSINETS/BEDS OCCUPIED  
AT FIXED MILITARY FACILITIES - WORLDWIDE  
FOR QUARTER ENDING SEPTEMBER 30, 1992**

<b>WORLDWIDE</b>	<b>DOD TOTAL</b>	<b>ARMY FACILITIES</b>	<b>NAVY FACILITIES</b>	<b>AIR FORCE FACILITIES</b>
BEDS OCCUPIED BY DEPENDENTS OF US ACTIVE DUTY MILITARY PERSONNEL - TOTAL	2,103	1,042	460	601
ARMY	912	802	25	85
NAVY-MARINE CORPS	575	107	404	64
AIR FORCE	616	133	31	452
BEDS OCCUPIED BY DEPENDENTS OF RETIRED AND DECEASED US MILITARY PERSONNEL - TOTAL	1,334	650	236	448
ARMY	579	442	40	97
NAVY-MARINE CORPS	300	70	165	65
AIR FORCE	455	138	31	286
BEDS OCCUPIED BY DEPENDENTS OF OTHER UNIFORMED PERSONNEL (PHS, CG, NOAA) - TOTAL	34	9	15	10
BEDS OCCUPIED BY ALL OTHER BENEFICIARIES - TOTAL	418	338	26	54

Prepared by: Washington Headquarters Services  
Directorate for Information  
Operations and Reports

**BEDS OCCUPIED  
PERCENT OF TOTAL WORLDWIDE  
QUARTER ENDING SEPTEMBER 30, 1992**



Prepared by: Washington Headquarters Services  
Directorate for Information  
Operations and Reports

FIGURE 1.1

**TABLE 1.2  
DEPARTMENT OF DEFENSE  
OPERATING BEDS/OPERATING BASSINETS/BEDS OCCUPIED  
AT FIXED MILITARY FACILITIES IN THE UNITED STATES  
FOR QUARTER ENDING SEPTEMBER 30, 1992**

UNITED STATES	DOD TOTAL	ARMY FACILITIES	NAVY FACILITIES	AIR FORCE FACILITIES
NUMBER OF OPERATING BEDS - TOTAL	11,660	4,919	3,040	3,701
NUMBER OF OPERATING BASSINETS - TOTAL	1,436	429	181	826
NUMBER OF BEDS OCCUPIED (DAILY AVERAGE (ADPL)) - TOTAL	7,741	3,736 *	1,836	2,169
BEDS OCCUPIED BY US ACTIVE DUTY UNIFORMED PERSONNEL - TOTAL	2,604	1,137	881	586
MILITARY - TOTAL	2,577	1,130	869	578
ARMY	1,061	936	43	82
NAVY-MARINE CORPS	979	115	804	60
AIR FORCE	537	79	22	436
OTHER UNIFORMED PERSONNEL (PHS,CG,NOAA) - TOTAL	27	7	12	8
BEDS OCCUPIED BY RETIRED US UNIFORMED PERSONNEL - TOTAL	1,619	773	308	538
RETIREED MILITARY - TOTAL	1,605	768	303	534
ARMY	663	501	55	107
NAVY-MARINE CORPS	378	92	206	80
AIR FORCE	564	175	42	347
OTHER RETIRED UNIFORMED PERSONNEL (PHS,CG,NOAA) - TOTAL	14	5	5	4

Prepared by: Washington Headquarters Services  
Directorate for Information  
Operations and Reports

\*Bassinets are included in this figure.

**TABLE 1.2  
DEPARTMENT OF DEFENSE  
OPERATING BEDS/OPERATING BASSINETS/BEDS OCCUPIED  
AT FIXED MILITARY FACILITIES IN THE UNITED STATES  
FOR QUARTER ENDING SEPTEMBER 30, 1992**

UNITED STATES	DOD TOTAL	ARMY FACILITIES	NAVY FACILITIES	AIR FORCE FACILITIES
BEDS OCCUPIED BY DEPENDENTS OF US ACTIVE DUTY MILITARY PERSONNEL	- TOTAL 1,809	877	392	540
ARMY	768	671	21	76
NAVY-MARINE CORPS	517	102	354	61
AIR FORCE	524	104	17	403
BEDS OCCUPIED BY DEPENDENTS OF RETIRED AND DECEASED US MILITARY PERSONNEL	- TOTAL 1,310	639	226	445
ARMY	567	434	37	96
NAVY-MARINE CORPS	293	69	159	65
AIR FORCE	450	136	30	284
BEDS OCCUPIED BY DEPENDENTS OF OTHER UNIFORMED PERSONNEL (PHS,CG,NOAA)	- TOTAL 31	9	12	10
BEDS OCCUPIED BY ALL OTHER BENEFICIARIES	- TOTAL 368	301	17	50

Prepared by: Washington Headquarters Services  
Directorate for Information  
Operations and Reports

**TABLE 1.3  
DEPARTMENT OF DEFENSE  
OPERATING BEDS/OPERATING BASSINETS/BEDS OCCUPIED  
AT FIXED MILITARY FACILITIES OUTSIDE THE UNITED STATES  
FOR QUARTER ENDING SEPTEMBER 30, 1992**

OUTSIDE UNITED STATES	DOD TOTAL	ARMY FACILITIES	NAVY FACILITIES	AIR FORCE FACILITIES
NUMBER OF OPERATING BEDS - TOTAL	1,554	692	504	358
NUMBER OF OPERATING BASSINETS - TOTAL	246	101	40	105
NUMBER OF BEDS OCCUPIED (DAILY AVERAGE (ADPL)) - TOTAL	839	474*	221	144
BEDS OCCUPIED BY US ACTIVE DUTY UNIFORMED PERSONNEL - TOTAL	428	239	118	71
MILITARY - TOTAL	428	239	118	71
ARMY	221	206	3	12
NAVY-MARINE CORPS	123	9	108	6
AIR FORCE	84	24	7	53
OTHER UNIFORMED PERSONNEL (PHS,CG,NOAA) - TOTAL	0	0	0	0
BEDS OCCUPIED BY RETIRED US UNIFORMED PERSONNEL - TOTAL	40	22	13	5
RETIRED MILITARY - TOTAL	40	22	13	5
ARMY	22	17	4	1
NAVY-MARINE CORPS	10	2	8	0
AIR FORCE	8	3	1	4
OTHER RETIRED UNIFORMED PERSONNEL (PHS,CG,NOAA) - TOTAL	0	0	0	0

Prepared by: Washington Headquarters Services  
Directorate for Information  
Operations and Reports

\*Bassinets are included in this figure.

**TABLE 1.3  
DEPARTMENT OF DEFENSE  
OPERATING BEDS/OPERATING BASSINETS/BEDS OCCUPIED  
AT FIXED MILITARY FACILITIES OUTSIDE THE UNITED STATES  
FOR QUARTER ENDING SEPTEMBER 30, 1992**

OUTSIDE UNITED STATES	DOD TOTAL	ARMY FACILITIES	NAVY FACILITIES	AIR FORCE FACILITIES
BEDS OCCUPIED BY DEPENDENTS OF US ACTIVE DUTY MILITARY PERSONNEL	294	165	68	61
ARMY	144	131	4	9
NAVY-MARINE CORPS	58	5	50	3
AIR FORCE	92	29	14	49
BEDS OCCUPIED BY DEPENDENTS OF RETIRED AND DECEASED US MILITARY PERSONNEL	24	11	10	3
ARMY	12	8	3	1
NAVY-MARINE CORPS	7	1	6	0
AIR FORCE	5	2	1	2
BEDS OCCUPIED BY DEPENDENTS OF OTHER UNIFORMED PERSONNEL (PHS, CG, NOAA)	3	0	3	0
BEDS OCCUPIED BY ALL OTHER BENEFICIARIES	50	37	9	4

Prepared by Washington Headquarters Services  
Directorate for Information  
Operations and Reports

**TABLE 2.1  
DEPARTMENT OF DEFENSE  
ADMISSIONS AT FIXED MILITARY FACILITIES - WORLDWIDE  
FOR QUARTER ENDING SEPTEMBER 30, 1992**

WORLDWIDE	DOD TOTAL	ARMY FACILITIES	NAVY FACILITIES	AIR FORCE FACILITIES
NUMBER OF ADMISSIONS - TOTAL	176,627	86,652*	41,138	48,837
ADMISSIONS OF US ACTIVE DUTY UNIFORMED PERSONNEL - TOTAL	54,672	25,619	16,205	12,848
MILITARY - TOTAL	54,107	25,488	15,913	12,706
ARMY	23,953	21,886	661	1,406
NAVY-MARINE CORPS	17,240	1,778	14,536	926
AIR FORCE	12,914	1,824	716	10,374
OTHER UNIFORMED PERSONNEL (PHS,CG,NOAA) - TOTAL	565	131	292	142
ADMISSIONS OF RETIRED US UNIFORMED PERSONNEL - TOTAL	27,221	13,437	5,272	8,512
ADMISSIONS OF RETIRED MILITARY - TOTAL	27,003	13,371	5,185	8,447
ARMY	11,338	8,799	919	1,620
NAVY-MARINE CORPS	6,207	1,495	3,522	1,190
AIR FORCE	9,458	3,077	744	5,637
ADMISSIONS OF OTHER RETIRED UNIFORMED PERSONNEL (PHS,CG,NOAA) - TOTAL	218	66	87	65

Prepared by: Washington Headquarters Services  
Directorate for Information  
Operations and Reports

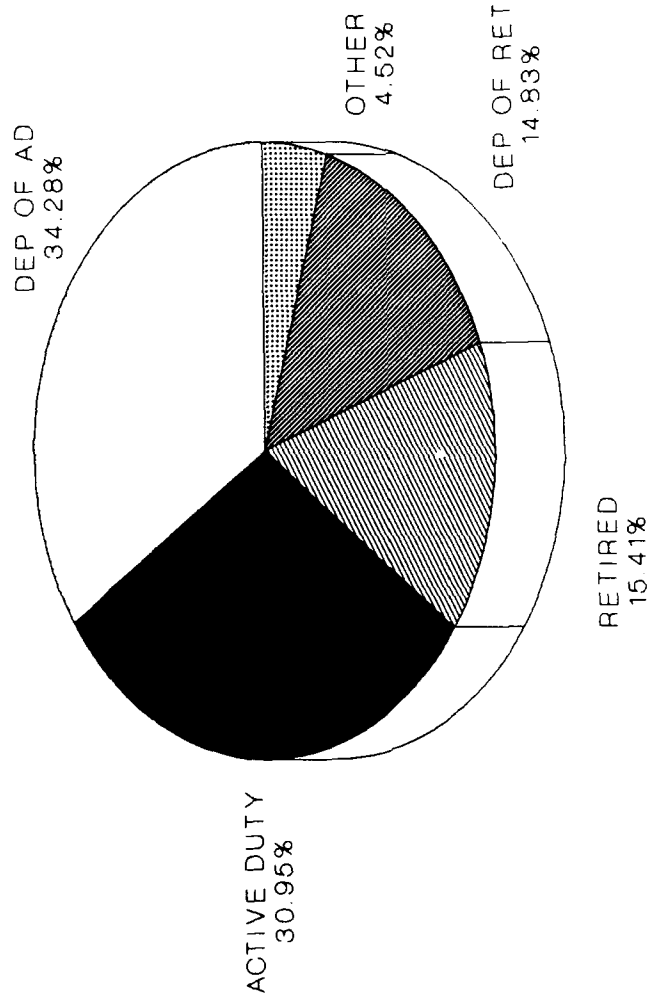
\*Live births are included in this figure.

**TABLE 2.1  
DEPARTMENT OF DEFENSE  
ADMISSIONS AT FIXED MILITARY FACILITIES - WORLDWIDE  
FOR QUARTER ENDING SEPTEMBER 30, 1992**

WORLDWIDE	DOD TOTAL	ARMY FACILITIES	NAVY FACILITIES	AIR FORCE FACILITIES
ADMISSIONS OF DEPENDENTS OF US ACTIVE DUTY MILITARY PERSONNEL	- TOTAL	29,114	14,040	17,402
ARMY	26,162	23,408	704	2,050
NAVY-MARINE CORPS	16,782	2,669	12,425	1,688
AIR FORCE	17,612	3,037	911	13,664
ADMISSIONS OF DEPENDENTS OF RETIRED AND DECEASED US MILITARY PERSONNEL	- TOTAL	12,679	4,779	8,742
ARMY	11,200	8,676	805	1,719
NAVY-MARINE CORPS	5,885	1,297	3,333	1,255
AIR FORCE	9,115	2,706	641	5,768
ADMISSIONS OF DEPENDENTS OF OTHER UNIFORMED MILITARY PERSONNEL	- TOTAL	213	327	229
ADMISSIONS OF ALL OTHER BENEFICIARIES	- TOTAL	5,590	515	1,104

Prepared by: Washington Headquarters Services  
Directorate for Information  
Operations and Reports

**ADMISSIONS  
PERCENT OF TOTAL WORLDWIDE  
QUARTER ENDING SEPTEMBER 30, 1992**



**Prepared by: Washington Headquarters Services  
Directorate for Information  
Operations and Reports**

**FIGURE 2.1**

**TABLE 2.2**  
**DEPARTMENT OF DEFENSE**  
**ADMISSIONS AT FIXED MILITARY FACILITIES IN THE UNITED STATES**  
**FOR QUARTER ENDING SEPTEMBER 30, 1992**

UNITED STATES	DOD TOTAL	ARMY FACILITIES	NAVY FACILITIES	AIR FORCE FACILITIES
NUMBER OF ADMISSIONS - TOTAL	156,841	75,743 *	36,269	44,829
ADMISSIONS OF US ACTIVE DUTY UNIFORMED PERSONNEL - TOTAL	45,778	20,641	14,126	11,011
MILITARY - TOTAL	45,227	20,511	13,846	10,870
ARMY	19,252	17,515	591	1,146
NAVY-MARINE CORPS	15,189	1,619	12,767	803
AIR FORCE	10,786	1,377	488	8,921
OTHER UNIFORMED PERSONNEL (PHS, CG, NOAA) - TOTAL	551	130	280	141
ADMISSIONS OF RETIRED US UNIFORMED PERSONNEL - TOTAL	26,479	13,016	5,052	8,411
ADMISSIONS OF RETIRED MILITARY - TOTAL	26,261	12,950	4,965	8,346
ARMY	10,919	8,475	843	1,601
NAVY-MARINE CORPS	6,069	1,473	3,412	1,184
AIR FORCE	9,273	3,002	710	5,561
ADMISSIONS OF OTHER RETIRED UNIFORMED PERSONNEL (PHS, CG, NOAA) - TOTAL	218	66	87	65

Prepared by: Washington Headquarters Services  
 Directorate for Information  
 Operations and Reports

\*Live births are included in this figure.

**TABLE 2.2**  
**DEPARTMENT OF DEFENSE**  
**ADMISSIONS AT FIXED MILITARY FACILITIES IN THE UNITED STATES**  
**FOR QUARTER ENDING SEPTEMBER 30, 1992**

UNITED STATES	DOD TOTAL	ARMY FACILITIES	NAVY FACILITIES	AIR FORCE FACILITIES
ADMISSIONS OF DEPENDENTS OF US ACTIVE DUTY MILITARY PERSONNEL	- TOTAL 52,064	24,578	11,974	15,512
ARMY	22,060	19,675	575	1,810
NAVY-MARINE CORPS	15,082	2,569	10,911	1,602
AIR FORCE	14,922	2,334	488	12,100
ADMISSIONS OF DEPENDENTS OF RETIRED AND DECEASED US MILITARY PERSONNEL	- TOTAL 25,650	12,453	4,529	8,668
ARMY	10,936	8,517	722	1,697
NAVY-MARINE CORPS	5,734	1,274	3,208	1,252
AIR FORCE	8,980	2,662	599	5,719
ADMISSIONS OF DEPENDENTS OF OTHER UNIFORMED MILITARY PERSONNEL	- TOTAL 740	213	300	227
ADMISSIONS OF ALL OTHER BENEFICIARIES	- TOTAL 6,130	4,842	288	1,000

Prepared by: Washington Headquarters Services  
Directorate for Information  
Operations and Reports

**TABLE 2.3  
DEPARTMENT OF DEFENSE  
ADMISSIONS AT FIXED MILITARY FACILITIES OUTSIDE THE UNITED STATES  
FOR QUARTER ENDING SEPTEMBER 30, 1992**

OUTSIDE UNITED STATES	DOD TOTAL	ARMY FACILITIES	NAVY FACILITIES	AIR FORCE FACILITIES
NUMBER OF ADMISSIONS - TOTAL	19,786	10,909 *	4,869	4,008
ADMISSIONS OF US ACTIVE DUTY UNIFORMED PERSONNEL	8,894	4,978	2,079	1,837
MILITARY	8,880	4,977	2,067	1,836
ARMY	4,701	4,371	70	260
NAVY-MARINE CORPS	2,051	159	1,769	123
AIR FORCE	2,128	447	228	1,453
OTHER UNIFORMED PERSONNEL (PHS,CG,NOAA) - TOTAL	14	1	12	1
ADMISSIONS OF RETIRED US UNIFORMED PERSONNEL - TOTAL	742	421	220	101
ADMISSIONS OF RETIRED MILITARY - TOTAL	742	421	220	101
ARMY	419	324	76	19
NAVY-MARINE CORPS	138	22	110	6
AIR FORCE	185	75	34	76
ADMISSIONS OF OTHER RETIRED UNIFORMED PERSONNEL (PHS,CG,NOAA) - TOTAL	0	0	0	0

Prepared by: Washington Headquarters Services  
Directorate for Information  
Operations and Reports

\*Live births are included in this figure.

**TABLE 2.3  
DEPARTMENT OF DEFENSE  
ADMISSIONS AT FIXED MILITARY FACILITIES OUTSIDE THE UNITED STATES  
FOR QUARTER ENDING SEPTEMBER 30, 1992**

OUTSIDE UNITED STATES	DOD TOTAL	ARMY FACILITIES	NAVY FACILITIES	AIR FORCE FACILITIES
ADMISSIONS OF DEPENDENTS OF US ACTIVE DUTY MILITARY PERSONNEL	8,492	4,536	2,066	1,890
- TOTAL				
ARMY	4,102	3,733	129	240
NAVY-MARINE CORPS	1,700	100	1,514	86
AIR FORCE	2,690	703	423	1,564
ADMISSIONS OF DEPENDENTS OF RETIRED AND DECEASED US MILITARY PERSONNEL	550	226	250	74
- TOTAL				
ARMY	264	159	83	22
NAVY-MARINE CORPS	151	23	125	3
AIR FORCE	135	44	42	49
ADMISSIONS OF DEPENDENTS OF OTHER UNIFORMED MILITARY PERSONNEL	29	0	27	2
- TOTAL				
ADMISSIONS OF ALL OTHER BENEFICIARIES	1,079	748	227	104
- TOTAL				

Prepared by: Washington Headquarters Services  
Directorate for Information  
Operations and Reports

**TABLE 3.1  
DEPARTMENT OF DEFENSE  
OUTPATIENT VISITS AND LIVE BIRTHS  
AT FIXED MILITARY FACILITIES - WORLDWIDE  
FOR QUARTER ENDING SEPTEMBER 30, 1992**

<b>WORLDWIDE</b>	<b>DOD TOTAL</b>	<b>ARMY FACILITIES</b>	<b>NAVY FACILITIES</b>	<b>AIR FORCE FACILITIES</b>
NUMBER OF OUTPATIENT VISITS - TOTAL	11,435,413	5,057,093	2,792,671	3,585,649
OUTPATIENT VISITS BY US ACTIVE DUTY UNIFORMED PERSONNEL - TOTAL	4,418,305	1,907,058	1,409,337	1,101,910
MILITARY - TOTAL	4,397,630	1,902,374	1,397,927	1,097,329
ARMY	1,881,095	1,795,897	25,722	59,476
NAVY-MARINE CORPS	1,443,814	53,514	1,352,166	38,134
AIR FORCE	1,072,721	52,963	20,039	999,719
OTHER UNIFORMED PERSONNEL (PHS, CG, NOAA) - TOTAL	20,675	4,684	11,410	4,581
OUTPATIENT VISITS BY RETIRED US UNIFORMED PERSONNEL - TOTAL	1,104,267	498,035	194,290	411,942
OUTPATIENT VISITS BY DEPENDENTS OF US ACTIVE DUTY UNIFORMED PERSONNEL - TOTAL	3,893,373	1,680,328	814,556	1,398,489
DEPENDENTS OF MILITARY PERSONNEL - TOTAL	3,861,270	1,671,245	801,615	1,388,410
ARMY	1,594,588	1,446,054	34,800	113,734
NAVY-MARINE CORPS	931,161	110,211	735,774	85,176
AIR FORCE	1,335,521	114,980	31,041	1,189,500
DEPENDENTS OF OTHER UNIFORMED PERSONNEL (PHS, CG, NOAA) - TOTAL	32,103	9,083	12,941	10,079

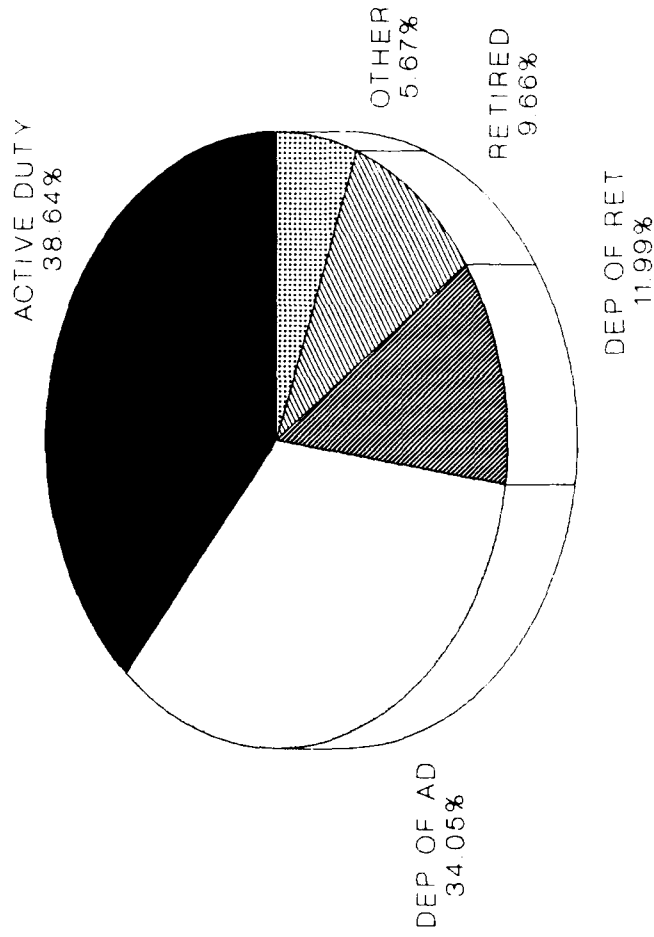
Prepared by: Washington Headquarters Services  
Directorate for Information  
Operations and Reports

**TABLE 3.1  
DEPARTMENT OF DEFENSE  
OUTPATIENT VISITS AND LIVE BIRTHS  
AT FIXED MILITARY FACILITIES - WORLDWIDE  
FOR QUARTER ENDING SEPTEMBER 30, 1992**

WORLDWIDE	DOD TOTAL	ARMY FACILITIES	NAVY FACILITIES	AIR FORCE FACILITIES
OUTPATIENT VISITS BY DEPENDENTS OF RETIRED AND DECEASED US UNIFORMED PERSONNEL - TOTAL	1,371,258	596,924	211,644	562,690
OUTPATIENT VISITS BY ALL OTHER BENEFICIARIES - TOTAL	648,210	374,748	162,844	110,618
NUMBER OF LIVE BIRTHS - TOTAL	21,448	9,422	5,261	6,765

Prepared by: Washington Headquarters Services  
Directorate for Information  
Operations and Reports

OUTPATIENT VISITS  
PERCENT OF WORLDWIDE TOTAL  
QUARTER ENDING SEPTEMBER 30, 1992



Prepared by: Washington Headquarters Services  
Directorate for Information  
Operations and Reports

FIGURE 3.1

**TABLE 3.2  
DEPARTMENT OF DEFENSE  
OUTPATIENT VISITS AND LIVE BIRTHS  
AT FIXED MILITARY FACILITIES IN THE UNITED STATES  
FOR QUARTER ENDING SEPTEMBER 30, 1992**

UNITED STATES	DOD TOTAL	ARMY FACILITIES	NAVY FACILITIES	AIR FORCE FACILITIES
NUMBER OF OUTPATIENT VISITS	9,980,549	4,344,681	2,471,077	3,164,791
OUTPATIENT VISITS BY US ACTIVE DUTY UNIFORMED PERSONNEL	3,719,509	1,550,704	1,250,955	917,850
MILITARY	3,699,619	1,546,024	1,240,283	913,312
ARMY	1,524,609	1,453,802	21,996	48,811
NAVY-MARINE CORPS	1,288,847	50,272	1,206,280	32,295
AIR FORCE	886,163	41,950	12,007	832,206
OTHER UNIFORMED PERSONNEL (PHS,CG,NOAA)	19,890	4,680	10,672	4,538
OUTPATIENT VISITS BY RETIRED US UNIFORMED PERSONNEL	1,076,223	482,836	187,325	406,062
OUTPATIENT VISITS BY DEPENDENTS OF US ACTIVE DUTY UNIFORMED PERSONNEL	3,264,039	1,392,389	685,560	1,186,090
DEPENDENTS OF MILITARY PERSONNEL	3,233,382	1,383,317	673,620	1,176,445
ARMY	1,310,920	1,182,145	29,922	98,853
NAVY-MARINE CORPS	809,061	105,954	625,177	77,930
AIR FORCE	1,113,401	95,218	18,521	999,662
DEPENDENTS OF OTHER UNIFORMED PERSONNEL (PHS,CG,NOAA)	30,657	9,072	11,940	9,645

Prepared by: Washington Headquarters Services  
Directorate for Information  
Operations and Reports

**TABLE 3.2  
DEPARTMENT OF DEFENSE  
OUTPATIENT VISITS AND LIVE BIRTHS  
AT FIXED MILITARY FACILITIES IN THE UNITED STATES  
FOR QUARTER ENDING SEPTEMBER 30, 1992**

UNITED STATES	DOD TOTAL	ARMY FACILITIES	NAVY FACILITIES	AIR FORCE FACILITIES
OUTPATIENT VISITS BY DEPENDENTS OF RETIRED AND DECEASED US UNIFORMED PERSONNEL - TOTAL	1,348,946	587,163	204,217	557,566
OUTPATIENT VISITS BY ALL OTHER BENEFICIARIES - TOTAL	571,832	331,589	143,020	97,223
NUMBER OF LIVE BIRTHS - TOTAL	18,248	7,902	4,265	6,081

Prepared by: Washington Headquarters Services  
Directorate for Information  
Operations and Reports

**TABLE 3.3  
DEPARTMENT OF DEFENSE  
OUTPATIENT VISITS AND LIVE BIRTHS  
AT FIXED MILITARY FACILITIES OUTSIDE THE UNITED STATES  
FOR QUARTER ENDING SEPTEMBER 30, 1992**

OUTSIDE UNITED STATES	DOD TOTAL	ARMY FACILITIES	NAVY FACILITIES	AIR FORCE FACILITIES
NUMBER OF OUTPATIENT VISITS - TOTAL	1,454,864	712,412	321,594	420,858
OUTPATIENT VISITS BY US ACTIVE DUTY UNIFORMED PERSONNEL				
- TOTAL	698,796	356,354	158,382	184,060
MILITARY				
- TOTAL	698,011	356,350	157,644	184,017
ARMY	356,486	342,095	3,726	10,665
NAVY-MARINE CORPS	154,967	3,242	145,886	5,839
AIR FORCE	186,558	11,013	8,032	167,513
OTHER UNIFORMED PERSONNEL (PHS, CG, NOAA)	785	4	738	43
OUTPATIENT VISITS BY RETIRED US UNIFORMED PERSONNEL - TOTAL	28,044	15,199	6,965	5,880
OUTPATIENT VISITS BY DEPENDENTS OF US ACTIVE DUTY UNIFORMED PERSONNEL				
- TOTAL	629,334	287,939	128,996	212,399
DEPENDENTS OF MILITARY PERSONNEL				
- TOTAL	627,888	287,928	127,995	211,965
ARMY	283,668	263,909	4,878	14,881
NAVY-MARINE CORPS	122,100	4,257	110,597	7,246
AIR FORCE	222,120	19,762	12,520	189,838
DEPENDENTS OF OTHER UNIFORMED PERSONNEL (PHS, CG, NOAA)				
- TOTAL	1,446	11	1,001	434

Prepared by: Washington Headquarters Services  
Directorate for Information  
Operations and Reports

**TABLE 3.3**  
**DEPARTMENT OF DEFENSE**  
**OUTPATIENT VISITS AND LIVE BIRTHS**  
**AT FIXED MILITARY FACILITIES OUTSIDE THE UNITED STATES**  
**FOR QUARTER ENDING SEPTEMBER 30, 1992**

OUTSIDE UNITED STATES	DOD TOTAL	ARMY FACILITIES	NAVY FACILITIES	AIR FORCE FACILITIES
OUTPATIENT VISITS BY DEPENDENTS OF RETIRED AND DECEASED US UNIFORMED PERSONNEL - TOTAL	22,312	9,761	7,427	5,124
OUTPATIENT VISITS BY ALL OTHER BENEFICIARIES - TOTAL	76,378	43,159	19,824	13,395
NUMBER OF LIVE BIRTHS - TOTAL	3,200	1,520	996	684

Prepared by: Washington Headquarters Services  
 Directorate for Information  
 Operations and Reports

**FISCAL YEAR 1992**

**TABLE 4.1  
DEPARTMENT OF DEFENSE  
SELECTED DATA CONCERNING MEDICAL CARE  
PROVIDED AT FIXED MILITARY FACILITIES  
FISCAL YEAR 1992**

AVERAGE OPERATING BEDS - WORLDWIDE	DOD TOTAL	ARMY FACILITIES	NAVY FACILITIES	AIR FORCE FACILITIES
NUMBER OF OPERATING BEDS - TOTAL	13,570	5,810	3,611	4,149
NUMBER OF OPERATING BASSINETS - TOTAL	1,698	521	223	954
NUMBER OF BEDS OCCUPIED (DAILY AVERAGE) - TOTAL	9,311	4,609*	2,143	2,558
BEDS OCCUPIED BY US ACTIVE DUTY UNIFORMED PERSONNEL - TOTAL	3,353	1,585	1,028	740
MILITARY - TOTAL	3,325	1,578	1,016	730
ARMY	1,484	1,342	42	99
NAVY-MARINE CORPS	1,137	126	943	68
AIR FORCE	704	109	31	563
OTHER UNIFORMED PERSONNEL (PHS,CG,NOAA) - TOTAL	28	7	11	9
BEDS OCCUPIED BY RETIRED US UNIFORMED PERSONNEL - TOTAL	1,804	874	336	593
RETIRED MILITARY - TOTAL	1,789	869	330	589
ARMY	756	577	57	121
NAVY-MARINE CORPS	413	101	226	85
AIR FORCE	619	190	46	382
OTHER RETIRED UNIFORMED PERSONNEL (PHS,CG,NOAA) - TOTAL	15	5	6	4

Prepared by: Washington Headquarters Services  
Directorate for Information  
Operations and Reports

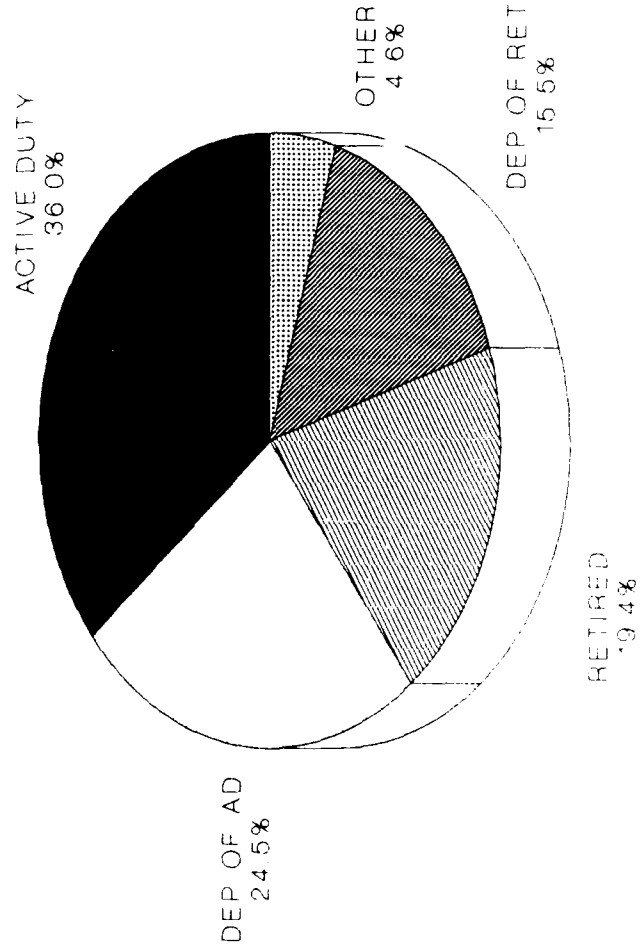
\*Bassinets are included in this figure.

**TABLE 4.1  
DEPARTMENT OF DEFENSE  
SELECTED DATA CONCERNING MEDICAL CARE  
PROVIDED AT FIXED MILITARY FACILITIES  
FISCAL YEAR 1992**

<b>AVERAGE OPERATING BEDS - WORLDWIDE</b>	<b>DOD TOTAL</b>	<b>ARMY FACILITIES</b>	<b>NAVY FACILITIES</b>	<b>AIR FORCE FACILITIES</b>
BEDS OCCUPIED BY DEPENDENTS OF US ACTIVE DUTY MILITARY PERSONNEL	- TOTAL	1,142	488	652
ARMY	1,020	899	30	90
NAVY-MARINE CORPS	598	110	422	66
AIR FORCE	663	132	35	495
BEDS OCCUPIED BY DEPENDENTS OF RETIRED AND DECEASED US MILITARY PERSONNEL	- TOTAL	683	252	503
ARMY	615	465	45	104
NAVY-MARINE CORPS	319	74	171	73
AIR FORCE	505	143	35	326
BEDS OCCUPIED BY DEPENDENTS OF OTHER UNIFORMED PERSONNEL (PHS,CG,NOAA)	- TOTAL	10	12	10
BEDS OCCUPIED BY ALL OTHER BENEFICIARIES	- TOTAL	314	26	58

Prepared by: Washington Headquarters Services  
Directorate for Information  
Operations and Reports

**AVERAGE OPERATING BEDS  
PERCENT OF DoD TOTAL WORLDWIDE  
FISCAL YEAR 1992**



Prepared by: Washington Headquarters Services  
Directorate for Information  
Operations and Reports

FIGURE 4.1

**TABLE 5.1  
DEPARTMENT OF DEFENSE  
SELECTED DATA CONCERNING MEDICAL CARE  
PROVIDED AT FIXED MILITARY FACILITIES  
FISCAL YEAR 1992**

ADMISSIONS - WORLDWIDE	DOD TOTAL	ARMY FACILITIES	NAVY FACILITIES	AIR FORCE FACILITIES
NUMBER OF ADMISSIONS - TOTAL	742,287	363,011*	169,359	209,917
ADMISSIONS OF US ACTIVE DUTY UNIFORMED PERSONNEL - TOTAL	232,144	108,504	66,378	57,262
MILITARY - TOTAL	229,728	107,927	65,203	56,598
ARMY	101,685	93,152	2,594	5,939
NAVY-MARINE CORPS	70,705	7,187	59,624	3,894
AIR FORCE	57,338	7,588	2,985	46,765
OTHER UNIFORMED PERSONNEL (PHS, CG, NOAA) - TOTAL	2,416	577	1,175	664
ADMISSIONS OF RETIRED US UNIFORMED PERSONNEL - TOTAL	112,431	55,574	21,791	35,066
ADMISSIONS OF RETIRED MILITARY	111,432	55,234	21,407	34,791
ARMY	46,968	36,608	3,645	6,715
NAVY-MARINE CORPS	25,773	6,257	14,535	4,981
AIR FORCE	38,691	12,369	3,227	23,095
ADMISSIONS OF OTHER RETIRED UNIFORMED PERSONNEL (PHS, CG, NOAA) - TOTAL	999	340	384	275

Prepared by: Washington Headquarters Services  
Directorate for Information  
Operations and Reports

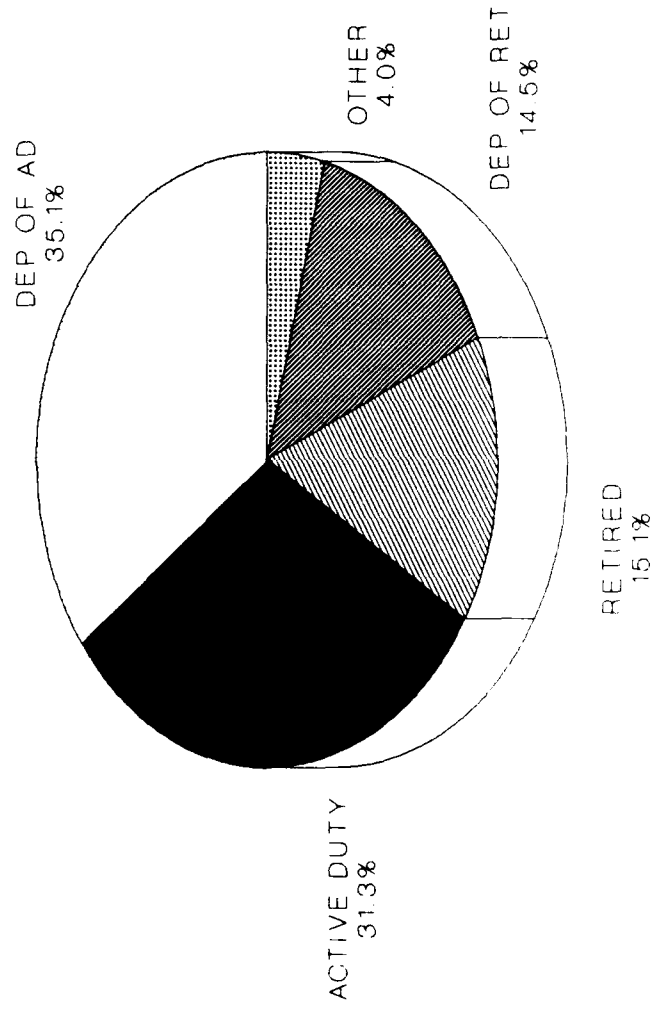
\*Live births are included in this figure.

**TABLE 5.1  
DEPARTMENT OF DEFENSE  
SELECTED DATA CONCERNING MEDICAL CARE  
PROVIDED AT FIXED MILITARY FACILITIES  
FISCAL YEAR 1992**

ADMISSIONS - WORLDWIDE	DOD TOTAL	ARMY FACILITIES	NAVY FACILITIES	AIR FORCE FACILITIES
ADMISSIONS OF DEPENDENTS OF US ACTIVE DUTY MILITARY PERSONNEL	- TOTAL 260,714	127,450	58,055	75,209
ARMY	115,728	103,857	3,158	8,713
NAVY-MARINE CORPS	69,043	11,152	50,984	6,907
AIR FORCE	75,943	12,441	3,913	59,589
ADMISSIONS OF DEPENDENTS OF RETIRED AND DECEASED US MILITARY PERSONNEL	- TOTAL 107,399	50,827	19,758	36,814
ARMY	45,424	34,848	3,423	7,153
NAVY-MARINE CORPS	24,200	5,414	13,544	5,242
AIR FORCE	37,775	10,565	2,791	24,419
ADMISSIONS OF DEPENDENTS OF OTHER UNIFORMED MILITARY PERSONNEL	- TOTAL 3,230	926	1,260	1,044
ADMISSIONS OF ALL OTHER BENEFICIARIES	- TOTAL 26,369	19,730	2,117	4,522

Prepared by: Washington Headquarters Services  
Directorate for Information  
Operations and Reports

**ADMISSIONS**  
**PERCENT OF DoD TOTAL WORLDWIDE**  
**FISCAL YEAR 1992**



Prepared by: Washington Headquarters Services  
Directorate for Information  
Operations and Reports

FIGURE 5.1

**TABLE 6.1  
DEPARTMENT OF DEFENSE  
SELECTED DATA CONCERNING MEDICAL CARE  
PROVIDED AT FIXED MILITARY FACILITIES  
FISCAL YEAR 1992**

	DOD TOTAL	ARMY FACILITIES	NAVY FACILITIES	AIR FORCE FACILITIES
NUMBER OF OUTPATIENT VISITS - TOTAL	47,465,213	21,038,951	11,196,134	15,230,128
OUTPATIENT VISITS BY US ACTIVE DUTY UNIFORMED PERSONNEL				
- TOTAL	18,282,227	8,102,359	5,461,670	4,718,198
MILITARY				
- TOTAL	18,194,772	8,083,644	5,413,864	4,697,264
ARMY	8,012,317	7,657,698	100,690	253,929
NAVY-MARINE CORPS	5,595,606	215,860	5,226,404	153,342
AIR FORCE	4,586,849	210,086	86,770	4,289,993
OTHER UNIFORMED PERSONNEL (PHS,CG,NOAA)	87,455	18,715	47,806	20,934
OUTPATIENT VISITS BY RETIRED US UNIFORMED PERSONNEL - TOTAL	4,532,371	1,996,723	800,565	1,735,083
OUTPATIENT VISITS BY DEPENDENTS OF US ACTIVE DUTY UNIFORMED PERSONNEL				
- TOTAL	16,604,065	7,153,104	3,368,898	6,082,063
DEPENDENTS OF MILITARY PERSONNEL				
- TOTAL	16,472,363	7,116,978	3,319,198	6,036,187
ARMY	6,808,145	6,173,667	141,404	493,074
NAVY-MARINE CORPS	3,868,747	460,387	3,047,897	350,463
AIR FORCE	5,795,471	482,924	129,897	5,182,650
DEPENDENTS OF OTHER UNIFORMED PERSONNEL (PHS,CG,NOAA)	131,702	36,126	49,700	45,876

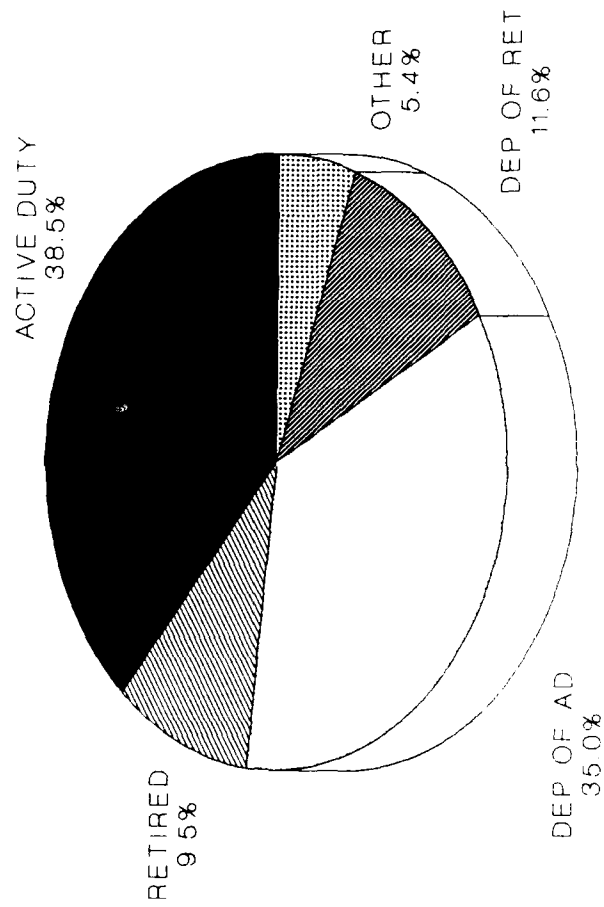
Prepared by: Washington Headquarters Services  
Directorate for Information  
Operations and Reports

**TABLE 6.1  
DEPARTMENT OF DEFENSE  
SELECTED DATA CONCERNING MEDICAL CARE  
PROVIDED AT FIXED MILITARY FACILITIES  
FISCAL YEAR 1992**

OUTPATIENT VISITS - WORLDWIDE	DOD TOTAL	ARMY FACILITIES	NAVY FACILITIES	AIR FORCE FACILITIES
OUTPATIENT VISITS BY DEPENDENTS OF RETIRED AND DECEASED US UNIFORMED PERSONNEL - TOTAL	5,504,491	2,388,782	865,192	2,250,517
OUTPATIENT VISITS BY ALL OTHER BENEFICIARIES - TOTAL	2,542,059	1,397,983	699,809	444,267
NUMBER OF LIVE BIRTHS - TOTAL	86,806	37,412	21,613	27,781

Prepared by: Washington Headquarters Services  
Directorate for Information  
Operations and Reports

OUTPATIENT VISITS  
PERCENT OF WORLDWIDE TOTAL  
FISCAL YEAR 1992



Prepared by: Washington Headquarters Services  
Directorate for Information  
Operations and Reports

FIGURE 6.1

**FIVE YEAR COMPARISON, FY 1988 - 1992**

**TABLE 7.1  
DEPARTMENT OF DEFENSE  
SELECTED DATA CONCERNING MEDICAL CARE  
PROVIDED AT FIXED MILITARY FACILITIES  
FIVE YEAR COMPARISON**

AVERAGE OPERATING BEDS - WORLDWIDE	TOTALS BY FISCAL YEAR				
	1988	1989	1990	1991	1992
NUMBER OF OPERATING BEDS - TOTAL	15,844	15,321	14,936	15,844	13,570
NUMBER OF OPERATING BASSINETS - TOTAL	1,885	1,877	1,832	1,775	1,698
NUMBER OF BEDS OCCUPIED (DAILY AVERAGE) - TOTAL	12,707	12,151	11,430	10,215 *	9,311 **
BEDS OCCUPIED BY US ACTIVE DUTY UNIFORMED PERSONNEL - TOTAL	5,001	4,709	4,313	4,075	3,353
MILITARY - TOTAL	4,957	4,672	4,276	4,043	3,325
ARMY	2,208	2,146	1,964	2,002	1,484
NAVY-MARINE CORPS	1,600	1,486	1,369	1,216	1,137
AIR FORCE	1,149	1,039	943	825	704
OTHER UNIFORMED PERSONNEL (PHS, CG, NOAA) - TOTAL	43	37	36	31	28
BEDS OCCUPIED BY RETIRED US UNIFORMED PERSONNEL - TOTAL	1,985	1,954	1,842	1,794	1,804
RETIRED MILITARY - TOTAL	1,966	1,937	1,825	1,780	1,789
ARMY	831	837	777	767	756
NAVY-MARINE CORPS	430	429	423	412	413
AIR FORCE	704	670	624	600	619
OTHER RETIRED UNIFORMED PERSONNEL (PHS, CG, NOAA) - TOTAL	19	16	16	14	15

Prepared by: Washington Headquarters Services  
Directorate for Information  
Operations and Reports

\*Army and Navy bassinets are included in this figure.  
\*\*Army bassinets are included in this figure.

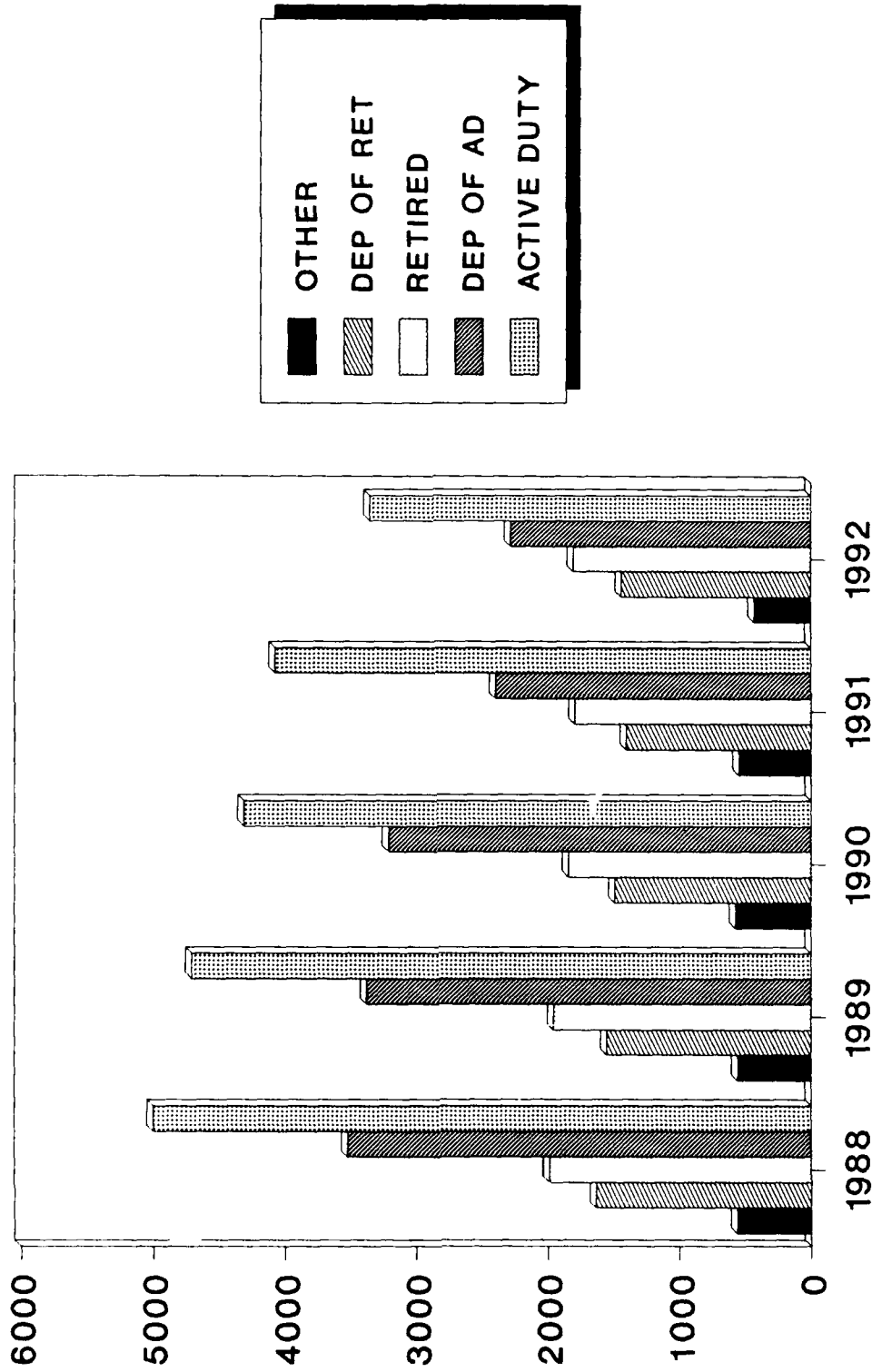
**TABLE 7.1  
DEPARTMENT OF DEFENSE  
SELECTED DATA CONCERNING MEDICAL CARE  
PROVIDED AT FIXED MILITARY FACILITIES  
FIVE YEAR COMPARISON**

AVERAGE OPERATING BEDS - WORLDWIDE	TOTALS BY FISCAL YEAR				
	1988	1989	1990	1991	1992
BEDS OCCUPIED BY DEPENDENTS OF US ACTIVE DUTY MILITARY PERSONNEL	- TOTAL 3,523	3,379	3,212	2,395	2,282
ARMY	1,506	1,449	1,352	1,081	1,020
NAVY-MARINE CORPS	803	806	803	623	598
AIR FORCE	1,213	1,123	1,056	690	663
BEDS OCCUPIED BY DEPENDENTS OF RETIRED AND DECEASED US MILITARY PERSONNEL	- TOTAL 1,634	1,550	1,489	1,402	1,439
ARMY	680	655	612	601	615
NAVY-MARINE CORPS	346	334	339	308	319
AIR FORCE	607	560	537	492	505
BEDS OCCUPIED BY DEPENDENTS OF OTHER UNIFORMED PERSONNEL (PHS, CG, NOAA)	- TOTAL 41	38	38	33	33
BEDS OCCUPIED BY ALL OTHER BENEFICIARIES	- TOTAL 521	519	535	515	398

Prepared by: Washington Headquarters Services  
Directorate for Information  
Operations and Reports

# AVERAGE OPERATING BEDS (ADPL) NUMBER OF TOTAL DoD WORLDWIDE

FIVE YEAR COMPARISON - FY88-FY92



Washington Headquarters Services  
Directorate for Information  
Operations and Reports

FIGURE 7.1

**TABLE 8.1**  
**DEPARTMENT OF DEFENSE**  
**SELECTED DATA CONCERNING MEDICAL CARE**  
**PROVIDED AT FIXED MILITARY FACILITIES**  
**FIVE YEAR COMPARISON**

	TOTALS BY FISCAL YEAR				
	1988	1989	1990	1991	1992
<b>ADMISSIONS - WORLDWIDE</b>					
NUMBER OF ADMISSIONS - TOTAL	906,457	895,725	869,290	764,945*	742,287**
ADMISSIONS OF US ACTIVE DUTY UNIFORMED PERSONNEL - TOTAL	291,904	285,585	270,434	268,477	232,144
MILITARY - TOTAL	289,496	283,195	267,906	266,112	229,728
ARMY	123,489	124,622	116,012	126,289	101,685
NAVY-MARINE CORPS	88,647	86,544	84,210	77,571	70,705
AIR FORCE	77,360	72,029	67,684	62,252	57,338
OTHER UNIFORMED PERSONNEL (PHS,CG,NOAA) - TOTAL	2,408	2,390	2,528	2,365	2,416
ADMISSIONS OF RETIRED US UNIFORMED PERSONNEL - TOTAL	103,281	105,188	102,452	104,938	112,431
ADMISSIONS OF RETIRED MILITARY	102,356	104,174	101,495	104,061	111,432
ARMY	43,443	44,696	42,730	45,077	46,968
NAVY-MARINE CORPS	22,831	23,417	23,956	23,400	25,773
AIR FORCE	36,082	36,061	34,809	35,584	38,691
ADMISSIONS OF OTHER RETIRED UNIFORMED PERSONNEL (PHS,CG,NOAA) - TOTAL	925	1,014	957	877	999

Prepared by: Washington Headquarters Services  
 Directorate for Information  
 Operations and Reports

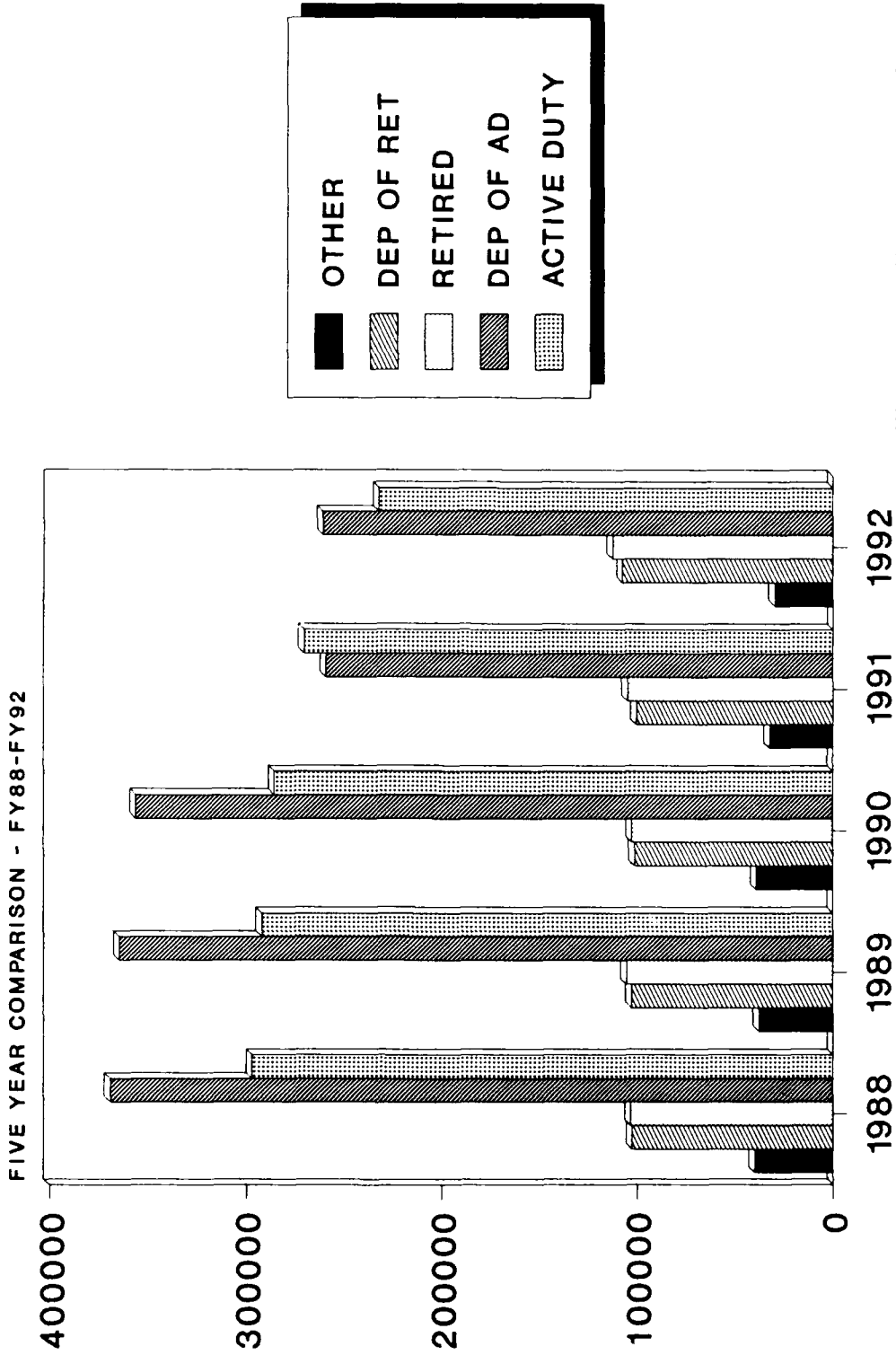
\*Army and Navy live births are included in this figure.  
 \*\*Army live births are included in this figure.

**TABLE 8.1  
DEPARTMENT OF DEFENSE  
SELECTED DATA CONCERNING MEDICAL CARE  
PROVIDED AT FIXED MILITARY FACILITIES  
FIVE YEAR COMPARISON**

	TOTALS BY FISCAL YEAR				
	1988	1989	1990	1991	1992
<b>ADMISSIONS - WORLDWIDE</b>					
ADMISSIONS OF DEPENDENTS OF US ACTIVE DUTY MILITARY PERSONNEL	369,056	364,627	356,207	258,927	260,714
ARMY	157,351	155,552	148,656	110,680	115,728
NAVY-MARINE CORPS	86,737	88,891	92,463	71,208	69,043
AIR FORCE	124,968	120,184	115,088	77,039	75,943
ADMISSIONS OF DEPENDENTS OF RETIRED AND DECEASED US MILITARY PERSONNEL	102,411	102,545	101,174	100,303	107,399
ARMY	42,336	42,429	41,438	42,624	45,424
NAVY-MARINE CORPS	22,233	23,059	23,860	22,565	24,200
AIR FORCE	37,842	37,057	35,876	35,114	37,775
ADMISSIONS OF DEPENDENTS OF OTHER UNIFORMED MILITARY PERSONNEL	3,702	3,653	3,777	3,077	3,230
ADMISSIONS OF ALL OTHER BENEFICIARIES	36,103	34,127	35,246	29,223	26,369

Prepared by: Washington Headquarters Services  
Directorate for Information  
Operations and Reports

# ADMISSIONS NUMBER OF DoD TOTAL WORLDWIDE



Washington Headquarters Services  
Directorate for Information  
Operations and Reports

FIGURE 8.1

**TABLE 9.1  
DEPARTMENT OF DEFENSE  
SELECTED DATA CONCERNING MEDICAL CARE  
PROVIDED AT FIXED MILITARY FACILITIES  
FIVE YEAR COMPARISON**

	OUTPATIENT VISITS - WORLDWIDE				
	1988	1989	1990	1991	1992
NUMBER OF OUTPATIENT VISITS	46,580,346	47,001,543	47,226,136	47,685,131	47,465,213
OUTPATIENT VISITS BY US ACTIVE DUTY UNIFORMED PERSONNEL	18,911,837	19,329,086	19,173,901	18,820,144	18,282,227
MILITARY	18,833,112	19,252,301	19,096,300	18,740,941	18,194,772
ARMY	8,044,053	8,442,655	8,239,696	8,324,745	8,012,317
NAVY-MARINE CORPS	5,483,187	5,745,887	5,853,653	5,649,573	5,595,606
AIR FORCE	5,305,872	5,063,759	5,002,951	4,766,623	4,586,849
OTHER UNIFORMED PERSONNEL (PHS,CG,NOAA)	78,725	76,785	77,601	79,203	87,455
OUTPATIENT VISITS BY RETIRED US UNIFORMED PERSONNEL	4,080,766	4,122,324	4,061,548	4,279,375	4,532,371
OUTPATIENT VISITS BY DEPENDENTS OF US ACTIVE DUTY UNIFORMED PERSONNEL	15,633,904	15,680,980	16,195,476	16,603,379	16,604,065
DEPENDENTS OF MILITARY PERSONNEL	15,522,439	15,571,031	16,075,861	16,475,910	16,472,363
ARMY	6,475,680	6,567,688	6,607,651	6,880,142	6,808,145
NAVY-MARINE CORPS	3,033,213	3,181,739	3,508,501	3,730,520	3,868,747
AIR FORCE	6,013,546	5,821,604	5,959,709	5,865,248	5,795,471
DEPENDENTS OF OTHER UNIFORMED PERSONNEL (PHS,CG,NOAA)	111,465	109,949	119,615	127,469	131,702

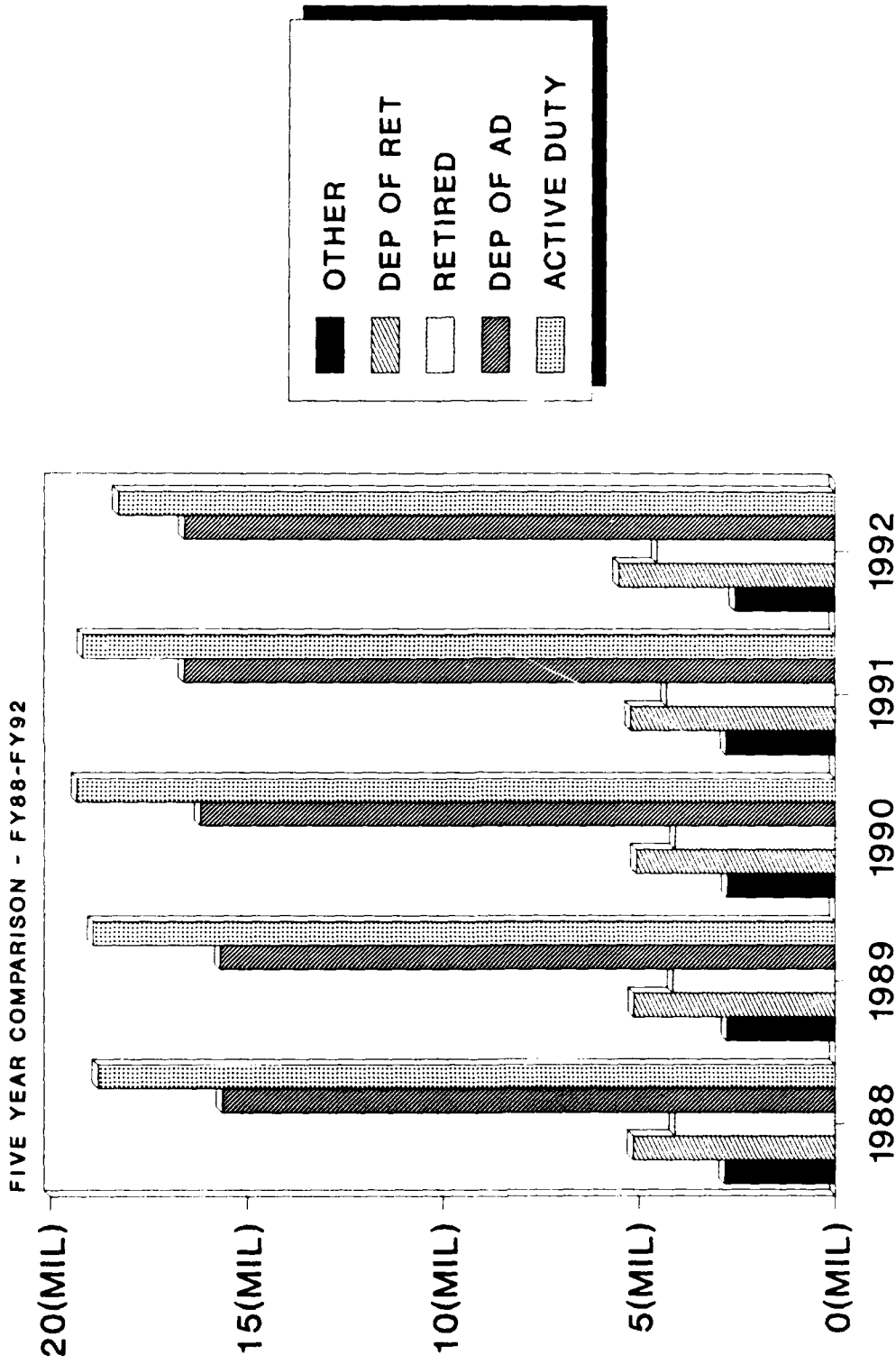
Prepared by: Washington Headquarters Services  
Directorate for Information  
Operations and Reports

**TABLE 9.1  
DEPARTMENT OF DEFENSE  
SELECTED DATA CONCERNING MEDICAL CARE  
PROVIDED AT FIXED MILITARY FACILITIES  
FIVE YEAR COMPARISON**

	OUTPATIENT VISITS - WORLDWIDE				
	1988	1989	1990	1991	1992
OUTPATIENT VISITS BY DEPENDENTS OF RETIRED AND DECEASED US UNIFORMED PERSONNEL - TOTAL	5,143,099	5,118,794	5,054,319	5,205,969	5,504,491
OUTPATIENT VISITS BY ALL OTHER BENEFICIARIES - TOTAL	2,810,740	2,750,359	2,740,892	2,776,264	2,542,059
NUMBER OF LIVE BIRTHS - TOTAL	99,093	95,201	93,853	86,239	86,806

Prepared by: Washington Headquarters Services  
Directorate for Information  
Operations and Reports

# OUTPATIENT VISITS NUMBER OF DoD TOTAL WORLDWIDE



Washington Headquarters Services  
Directorate for Information  
Operations and Reports

FIGURE 9.1

## GLOSSARY

Admission. The act of placing an individual under treatment or observation in a hospital. The day of admission is the day on which the hospital makes a formal acceptance of the patient who is to be provided with room, board, and continuous nursing service in an area of the hospital where patients normally stay at least overnight. While the admission of a newborn is deemed to occur at time of birth, these neonates are reported separately and excluded from the admission data.

Average Daily Patient Load (ADPL). Average number of inpatients in the hospital and receiving care each day during a reported period. Included are patients on pass or liberty not in excess of 72 hours and patients admitted and discharged on the same day. Excluded are newborns, patients on convalescent leave, and patients authorized to subsist out. ADPL is calculated by dividing the number of occupied bed days during the period by the total number of days in the reported period.

Bassinets Day. A day spent in the newborn nursery by a healthy infant. This excludes days spent by infants in equipment referred to as a bassinets on any pediatric nursing unit, pediatric intensive care unit, or other nursing unit.

Live Births. The complete expulsion or extraction from a mother of a product of conception, irrespective of the duration of pregnancy, which, after such separation, breathes or shows any other evidence of life such as heartbeat, umbilical cord pulsation, or definite movement of voluntary muscles, whether or not the umbilical cord has been cut or the placenta is attached. Heartbeats are to be distinguished from transient cardiac contractions; respirations are to be distinguished from fleeting respiratory efforts or gasps.

Operating Bed. Accommodation in a functioning medical treatment facility that is currently set up and ready in all respects for the care of a patient. It must include supporting space, equipment, medical material, ancillary and support services, and staff to operate under normal circumstances. Excluded are transient patient beds, bassinets, incubators, labor beds, and recovery beds.

Outpatient Visit. A hospital program for the performance of elective surgical procedures on patients who are not admitted to the hospital as inpatients.