

AD-A267 708


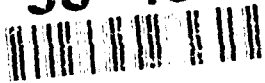


S DTIC
ELECTE
AUG 10 1993
C **D**

DESCRIPTION STATEMENT A

Approved for public release
Distribution Unlimited

93-18304





US Department
of Transportation
**Federal Aviation
Administration**

U.S. CIVIL AIRMEN STATISTICS

Calendar Year 1992

Accession For	
NTIS CRA&I	<input checked="" type="checkbox"/>
DTIC TAB	<input type="checkbox"/>
Unannounced	<input type="checkbox"/>
Justification _____	
By _____	
Distribution/	
Availability Codes	
Dist	Avail and/or Special
A-1	

DTIC QUALITY INSPECTED 3

Availability is unlimited. Document may be released to the National Technical Information Service Springfield, Virginia 22161, for sale to the public.

Technical Report Documentation Page

1. Report No.	2. Government Accession No.	3. Recipient's Catalog No.	
4. Title and Subtitle U. S. CIVIL ARMEN STATISTICS CALENDAR YEAR 1992		5. Report Date June 1993	
		6. Performing Organization Code APO-110	
7. Author(s)		8. Performing Organization Report No. FAA-APO-93-6	
9. Performing Organization Name and Address Department of Transportation Federal Aviation Administration 800 Independence Avenue, SW Washington, DC 20591		10. Work Unit No. (TRAIS)	
		11. Contract or Grant No.	
12. Sponsoring Agency Name and Address		13. Type of Report and Period Covered Calendar Year	
		14. Sponsoring Agency Code	
15. Supplementary Notes			
16. Abstract This report contains calendar year statistics on pilots and nonpilots and the number of certificates issued. It also contains counts of pilots and nonpilots by state and county.			
17. Key Words Certificates held, nonpilot, private, commercial, student, airline transport, glider, helicopter, lighter-than-air, instrument rating, flight instructors, pilot certificates issued.		18. Distribution Statement	
19. Security Classif. (of this report) Unclassified	20. Security Classif. (of this page) Unclassified	21. No. of Pages	22. Price

ORDER INFORMATION

GPO operates U.S. Government bookstores all around the country where you can browse through the shelves and take your books home with you. Naturally, these stores can't stock all of the more than 21,000 titles in their inventory, but they'll be happy to order any Government book currently offered for sale and have it sent directly to you. All the bookstores accept VISA, MasterCard, and Superintendent of Documents deposit account orders. For more information, contact Superintendent of Documents, U.S. Government Printing Office (GPO), Washington, DC 20402, (202)783-3238 or contact any of the following GPO Bookstores located throughout the United States.

Addresses are listed below for ordering purposes.

ATLANTA, GA

Room 100 Federal Building, 275 Peachtree Street, NE, P.O. Box 56445, Atlanta, GA 30343; (404) 331-6947

BIRMINGHAM, AL

O'Neill Building, 2021 Third Avenue, North, Birmingham, AL 35203; (205) 731-1056

BOSTON, MA

Thomas P. O'Neill Building, 10 Causeway Street, Room 179, Boston, MA 02222; (617) 565-6680

CHICAGO, IL

Room 1365, Federal Building, 219 S. Dearborn Street, Chicago, IL 60604; (312) 353-5133

CLEVELAND, OH

Room 1653, Federal Building, 1240 E. 9th Street, Cleveland, OH 44199; (216) 522-4922

COLUMBUS, OH

Room 207, Federal Building, 200 N. High Street, Columbus, OH 43215; (614) 469-6956

DALLAS, TX

Room 1C46, Federal Building, 1100 Commerce Street, Dallas, TX 75242; (214) 767-0076

DENVER, CO

Room 117, Federal Building, 1961 Stout Street, Denver, CO 80294; (303) 844-3964

DETROIT, MI

Suite 160, Federal Building, 477 Michigan Avenue, Detroit, MI 48226; (313) 226-7816

HOUSTON, TX

Texas Crude Building, 801 Travis Street, Suite 120, Houston, TX 77002; (713) 653-3100

JACKSONVILLE, FL

Room 158, Federal Building, 400 W. Bay Street, Jacksonville, FL 32202; (904) 791-3801

KANSAS CITY, MO

120 Bannister Mall, 5600 E. Bannister Road, Kansas City, MO 64137; (816) 765-2256

LAUREL, MD

Warehouse Sales Outlet, 8660 Cherry Lane, Laurel, MD 20707; (301) 953-7974 or 792-0262

LOS ANGELES, CA

ARCO Plaza, C-Level, 505 South Flower Street, Los Angeles, CA 90071; (213) 894-5841

MILWAUKEE, WI

Room 190, Federal Building, 517 E. Wisconsin Avenue, Milwaukee, WI 53202; (414) 291-1304

NEW YORK, NY

Room 110, 26 Federal Plaza, New York, NY 10278; (212) 264-3825

PHILADELPHIA, PA

Robert Morris Building, 100 North 17th Street, Philadelphia, PA 19103; (215) 597-0677

PITTSBURGH, PA

Room 118, Federal Building, 1000 Liberty Avenue, Pittsburgh, PA 15222; (412) 644-2721

PORTLAND, OR

1305 S.W. First Avenue, Portland, OR 97201-5801 (503) 221-6217

PUEBLO, CO

World Savings Building, 720 North Main Street, Pueblo, CO 81003; (719) 544-3142

SAN FRANCISCO, CA

Room 1023, Federal Building, 450 Golden Gate Avenue, San Francisco, CA 94102; (414) 556-0643

SEATTLE, WA

Room 194, Federal Building, 915 Second Street, Seattle, WA 98174; (206) 442-4270

WASHINGTON, DC

U.S. Government Printing Office, 710 North Capitol Street, NW, Washington, DC 20401; (202) 275-2091

1510 H Street, NW., Washington, DC 20005; (202) 653-5075

**PUBLICATION INFORMATION FOR PLANNING ANALYSIS DIVISION STATISTICS AND
FORECAST BRANCH STATISTICS TEAM'S PUBLICATIONS**

Below is a list of the publications compiled by the Office of Aviation, Policy, Plans, and Management Analysis; Planning Analysis Division; Statistics and Forecast Branch, Statistics Team. Questions may be directed to us by phone: (202) 267-3355, or by writing Federal Aviation Administration, Planning Analysis Division (APO-100) 800 Independence Avenue, S.W., Washington, DC 20591.

Airport Activity Statistics of Certificated Route Air Carrier is a joint publication of the Federal Aviation Administration (FAA) and the Research & Special Programs Administration (RSPA). RSPA furnishes airport activity data on certificated route air carriers; FAA organizes/publishes it. Included in the data are passenger enplanements, tons of enplaned freight and mail. Scheduled/nonscheduled service shown by airport and carrier are also included. Breakdown of data includes departures/enplanements/cargo/mail by airport, carrier & type of operation, and type of aircraft.

Reporting period:	Calendar Year
Latest edition:	1991 data
Order from:	U.S. Government Printing Office or National Technical Information Service
Date 1992 information will be available:	June 1993
Date next publication is scheduled:	September 1993 (1992 data)
Person to contact:	Patricia Beardsley

Census of U.S. Civil Aircraft is an annual publication that includes statistical data on the registered civil fleet, air carrier aircraft, and general aviation aircraft—both registered and active, detailed reports for general aviation aircraft by owner's state and county, and registered aircraft by make and model.

Reporting period:	Calendar Year
Latest edition:	1991 data
Order from:	U.S. Government Printing Office, or National Technical Information Service
Date 1992 information will be available:	March 1993
Date next publication is scheduled:	July 1993 (1992 data)
Person to contact:	Patricia Beardsley

FAA Air Traffic Activity furnishes terminal and en route air traffic activity information (e.g., takeoffs & landings, flight plans filed) of the National Airspace System. The data is collected/compiled from the FAA—operated Airport Traffic Control Towers, Air Route Traffic Control Centers, Flight Service Stations, Approach Control Facilities, and FAA Contract—towered airports.

Reporting period:	Fiscal Year
Latest edition:	1992 data
Order from:	U.S. Government Printing Office or National Technical Information Service
Date 1993 information will be available:	February 1994
Date next publication is scheduled:	July 1994 (1993 data)
Person to contact:	Nancy Trembley

FAA Statistical Handbook of Aviation is a convenient source for historical data. It presents statistical information pertaining to the Federal Aviation Administration, the National Airspace System, Airports, Airport Activity, U.S. Civil Air Carrier Fleet, U.S. Civil Air Carrier Operating Data, Airmen, General Aviation Aircraft, Aircraft Accidents, Aeronautical Production & Import/Export.

Reporting period:	Calendar Year
Latest edition:	1991 data
Order from:	U.S. Government Printing Office or National Technical Information Service
Date 1992 information will be available:	Various
Date next publication is scheduled:	December 1993 (1992 data)
Person to contact:	Patricia Beardsley

General Aviation Activity and Avionics Survey publication presents the results of the general aviation activity and avionics survey conducted to obtain information on the activity and avionics of the U.S. registered general aviation aircraft fleet. The survey reveals estimated flying time of the active general aviation aircraft, and other statistics by manufacturer/model group, aircraft type, state and region of based aircraft, and primary use. Estimates are included on fuel consumption, lifetime airframe hours, avionics, and engine hours.

Reporting period:	Calendar Year
Latest edition:	1991 data
Order from:	U.S. Government Printing Office or National Technical Information Service
Date 1992 information will be available:	August 1993
Date next publication is scheduled:	November 1993 (1992 data)
Person to contact:	Shung-Chai Huang

General Aviation Pilot and Aircraft Activity Survey includes data on the type and source of aircraft flight plan and weather information services, trip length in time and distance, pilots age and certification, estimates of total 1990 general aviation operations, fuel consumption and aircraft miles flown. The survey was conducted from June through September 1990 by the Federal Aviation Administration with the assistance of the Civil Air Patrol.

Reporting period:	Calendar Year
Latest edition:	1990 data
Order from:	Statistics & Forecast Branch or National Technical Information Service
Date 1994 information will be available:	March 1995
Date next publication is scheduled:	May 1995 (1994 data)
Person to contact:	Shung-Chai Huang

Rotorcraft Activity Survey presents the results of a special one-time survey. The report contains breakdowns of active rotorcraft, annual flight hours, average flight hours, and other statistics by rotorcraft type, manufacture/model group, region and state of based aircraft, and primary use. Also included are law enforcement and public use rotorcraft, lifetime airframe hours, engine hours, estimated miles flown, and estimated number of landings.

Edition:	Calendar Year 1989
Order from:	Statistics & Forecast Branch or National Technical Information Service
Person to contact:	Patricia Beardsley

U.S. Civil Airmen Statistics is an annual study of detailed airmen statistics. It contains calendar year statistics on pilot and nonpilots and the number of certificates issued.

Latest edition:	Calendar Year 1992
Order from:	Statistics & Forecast Branch or National Technical Information Service
Date 1993 information will be available:	February 1994
Date next publication is scheduled:	April 1994 (1993 data)
Person to contact:	Patricia Beardsley

PREFACE

The U.S. Civil Airmen Statistics is an annual study published to meet the demands of FAA, other government agencies, and industry for more detailed airmen statistics than those published in other FAA reports.

Statistics pertaining to airmen, both pilot and nonpilot, were obtained from the official airman certification records maintained at the FAA Aeronautical Center, Oklahoma City, Oklahoma.

An active airman is one who holds both an airmen certificate and a valid medical certificate. Airmen who must have a valid medical to exercise the privileges of their certificate are all airplane pilots, rotorcraft pilots, flight navigators, and flight engineers. Glider pilots are not required to have a medical examination but the numbers represent only those who had a valid medical certificate. Mechanics, parachute riggers, ground instructors, and dispatchers represent all certificates on record at the Aeronautical Center.

This study was prepared in the Office of Aviation Policy, Plans and Management Analysis, Planning Analysis Division, Statistics and Forecast Branch (APO-110).

DISTRIBUTION: ZMS-348E

TABLE OF CONTENTS

	Page
Ordering Information	iii
Statistics and Forecast Branch Publications	v
Preface	ix

ILLUSTRATIONS

FAA REGIONAL BOUNDARIES	xiii
-------------------------------	------

TABLES

I. ACTIVE PILOT CERTIFICATES HELD

Table 1 Estimated Active Airmen Certificates Held: December 31, 1983-1992	1-3
Table 2 Estimated Active Women Airmen Certificates Held: December 31, 1983-1992	1-4
Table 3 Estimated Active Pilot Certificates Held by Class of Certificate by FAA Region: December 31, 1992	1-5
Table 4 Estimated Active Pilot Certificates Held by Class of Certificate: December 31, 1983-1992	1-6
Table 5 Estimated Active Pilots and Flight Instructors by FAA Region and State: December 31, 1992 .	1-7
Table 6 Estimated Active Women Pilots and Flight Instructors by FAA Region and State: December 31, 1992	1-9
Table 7 Estimated Active Helicopter Pilots by Class of Certificate: December 31, 1983-1992	1-11
Table 8 Estimated Active Glider Pilots by Class of Certificate: December 31, 1983-1992	1-12
Table 9 Estimated Instrument Ratings Held by Class of Certificate by FAA Region: December 31, 1992	1-13
Table 10 Estimated Instrument Ratings Held by Class of Certificate: December 31, 1983-1992	1-14
Table 11 Estimated Total Pilots and Instrument Rated Pilots: December 31, 1983-1992	1-15
Table 12 Estimated Active Pilot Certificates Held by Category and Age Group of Holder: December 31, 1992	1-16
Table 13 Average Age of Active Pilots by Category: December 31, 1983- 1992	1-16

II. NONPILOT CERTIFICATES HELD

Table 14 Nonpilot Airmen Certificates Held by FAA Region and State: December 31, 1992	1-19
Table 15 Women Nonpilot Airmen Certificates Held by FAA Region and State: December 31, 1992	1-21

III. AIRMEN CERTIFICATES ISSUED

Table 16 Airmen Certificates Issued by Category and Conductor: 1992	1-25
Table 17 Original Airmen Certificates Issued: 1983-1992	1-26
Table 18 Additional Airmen Ratings Issued: 1983-1992	1-26
Table 19 Airmen Certificates Approved/Disapproved by Category and Conductor: 1992	1-27
Table 20 Percentage of Airmen Certificates Issuances Approved by Category and Conductor: 1992	1-27
Table 21 Instrument Rating Issued: 1983-1992	1-28
Table 22 Student Certificates Issued by Month: 1983-1992	1-28

APPENDICES

APPENDIX A

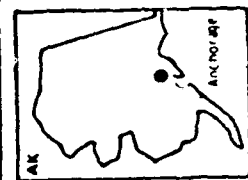
ACTIVE PILOTS BY STATE AND COUNTY AS OF DECEMBER 31, 1992 A-1
ACTIVE PILOTS BY REGION AS OF DECEMBER 31, 1992 A-61

APPENDIX B

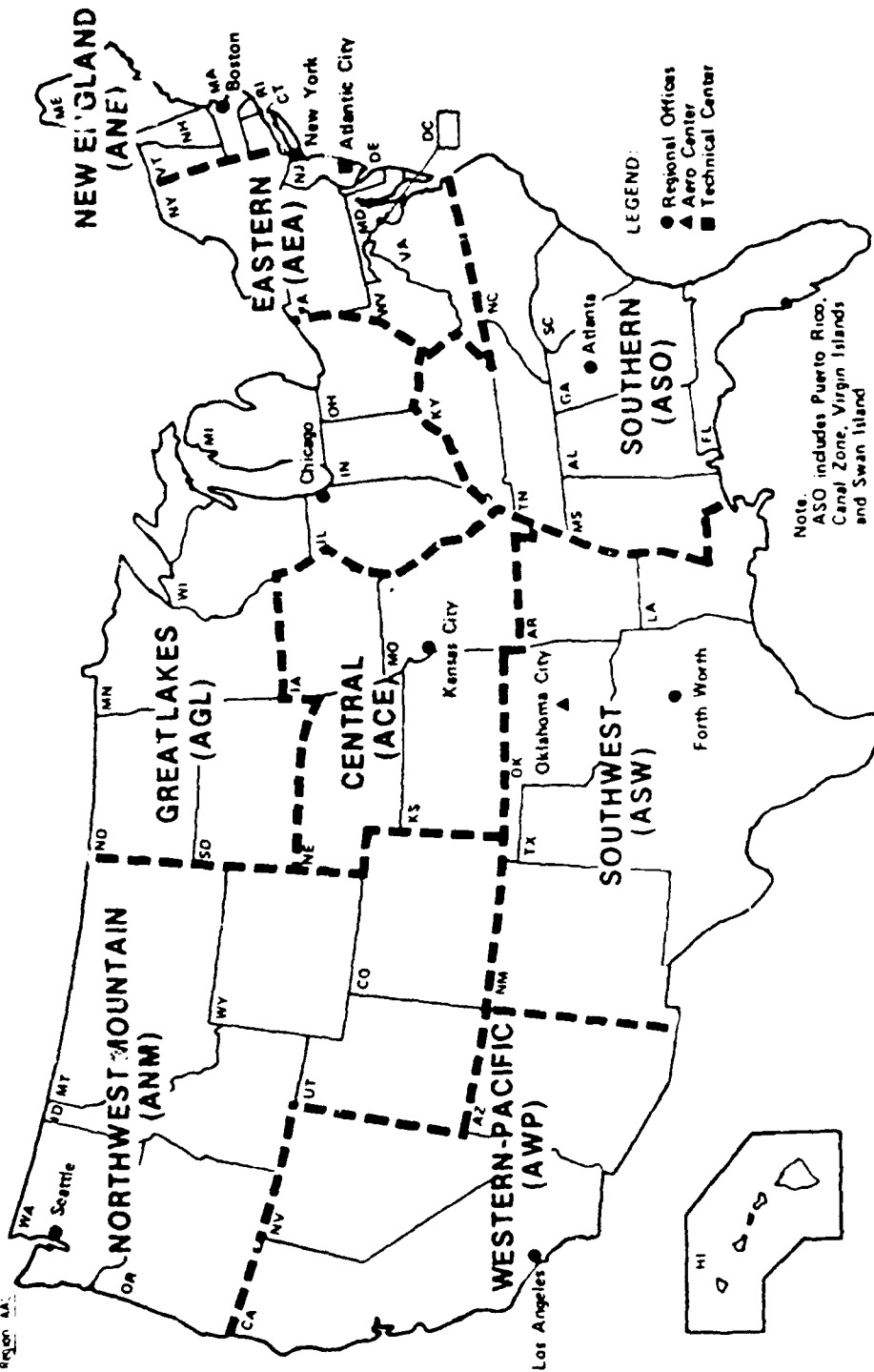
NONPILOTS BY STATE AND COUNTY AS OF DECEMBER 31, 1992 B-1
NONPILOTS BY REGION AS OF DECEMBER 31, 1992 B-61

FAA REGIONAL BOUNDARIES

Includes Locations of Regional Headquarters and Centers



Alaska Region (AAR)



- LEGEND:
- Regional Offices
 - ▲ Aero Center
 - Technical Center

Note:
ASO includes Puerto Rico,
Canal Zone, Virgin Islands
and Swan Island

I. ACTIVE PILOT CERTIFICATES HELD

TABLE I
ESTIMATED ACTIVE PILOT CERTIFICATES HELD
DECEMBER 31, 1983-1992

Category	1983	1984	1985	1986	1987	1988	1989	1990	1991	1992
Pilot—Total	718,004	722,376	709,540	709,118	699,653	694,016	700,010	702,659	692,095	682,959
Student ¹	147,197	150,081	146,652	150,273	146,016	136,913	142,544	128,663	120,203	114,597
Recreational ¹	N/A	N/A	N/A	N/A	N/A	N/A	N/A	87	161	187
Airplane ²										
Private	318,643	320,086	311,086	305,736	300,949	299,786	293,179	299,111	293,306	288,078
Commercial	159,495	155,929	151,632	147,798	143,645	143,030	144,540	149,666	148,365	146,385
Airline Transport	75,938	79,192	82,740	87,186	91,287	96,968	102,087	107,732	112,167	115,855
Helicopter (only) ³	7,237	7,532	8,123	8,581	8,702	8,608	8,863	9,567	9,860	9,652
Glider (only) ^{4,5}	8,157	8,390	8,168	8,411	7,901	7,600	7,708	7,833	8,033	8,205
Lighter-than-air ^{5,6}	1,337	1,166	1,139	1,133	1,153	1,111	1,089	⁶	⁶	⁶
Flight Instructor Certificates ⁷	62,201	61,173	58,940	57,355	60,316	61,798	61,472	63,775	69,209	72,148
Instrument Ratings ^{7,8}	254,271	256,584	258,559	262,388	266,122	273,804	282,804	297,073	303,193	306,169
Nonpilot—Total	413,199	426,802	395,139	410,079	427,962	448,710	468,405	492,237	517,462	540,548
Mechanic ⁹	288,335	298,028	274,100	284,241	297,178	312,419	326,243	344,282	366,392	384,669
Parachute Rigger ⁹	10,074	10,194	9,395	9,535	9,659	9,770	9,879	10,094	7,916	8,163
Ground Instructor ⁹	66,385	67,463	58,214	59,443	60,861	62,582	64,503	66,882	70,086	73,276
Dispatcher ⁹	8,223	8,980	8,511	9,025	9,491	10,020	10,455	11,002	11,607	12,264
Flight Navigator	1,636	1,603	1,542	1,512	1,445	1,400	1,357	1,290	1,225	1,154
Flight Engineer	38,546	40,534	43,377	46,323	49,328	52,519	55,968	58,687	60,236	61,022

¹ Category of certificate unknown.

² Includes pilots with an airplane only certificate. Also includes those with an airplane and a helicopter and/or glider certificate.

³ See table 7 for the total number of pilots with a helicopter certificate.

⁴ See table 8 for the total number of pilots with a glider certificate.

⁵ Glider and lighter-than-air pilots are not required to have a medical examination; however, the totals above represent pilots who received a medical examination within the last 25 months.

⁶ Lighter-than-air type ratings are no longer being issued.

⁷ Not included in total.

⁸ Special ratings shown on pilot certificates, do not indicate additional certificates.

⁹ Numbers represent all certificates on record. No medical examination required.

N/A Not available. Recreational certificate first issued in 1990.

TABLE 2
ESTIMATED ACTIVE WOMEN PILOT CERTIFICATES HELD
DECEMBER 31, 1983-1992

Category	1983	1984	1985	1986	1987	1988	1989	1990	1991	1992
Pilot—Total	43,648	44,339	43,483	43,082	42,578	42,299	42,366	40,515	40,931	40,620
Student ¹	18,696	19,435	19,058	18,899	18,367	17,529	17,637	15,007	14,501	13,921
Recreational ¹	N/A	N/A	N/A	N/A	N/A	N/A	N/A	6	15	10
Airplane ²										
Private	18,801	18,616	17,974	17,532	17,349	17,544	16,988	17,301	17,514	17,276
Commercial	4,281	4,232	4,185	4,176	4,208	4,410	4,760	5,210	5,652	5,918
Airline Transport	884	1,032	1,184	1,334	1,538	1,741	1,898	2,082	2,308	2,530
Helicopter (only)	144	167	196	232	247	259	273	292	307	313
Glider (only) ³	599	631	653	667	627	590	586	617	634	652
Lighter-than-air ^{3,4}	243	226	233	242	242	222	224	⁴	⁴	⁴
Flight Instructor Certificates⁵	2,685	2,736	2,731	2,687	2,909	3,018	3,074	3,239	3,623	3,964
Nonpilot—Total	6,151	6,591	6,017	6,502	7,101	7,842	10,683	9,557	10,324	11,514
Mechanic ⁶	1,493	1,649	1,775	1,964	2,237	2,565	2,892	3,333	3,901	4,398
Parachute Rigger ⁶	605	614	412	414	428	441	451	474	363	390
Ground Instructor ⁶	3,554	3,680	2,980	3,087	3,232	3,391	3,554	3,760	3,952	4,338
Dispatcher ⁶	249	310	394	460	524	622	711	802	852	1,004
Flight Navigator	2	2	1	0	0	1	1	0	0	0
Flight Engineer	248	336	455	577	680	822	3,074	1,188	1,256	1,384

¹ Category of certificate unknown.

² Includes pilots with an airplane only certificate. Also includes those with an airplane and a helicopter and/or glider certificate.

³ Glider and lighter-than-air pilots are not required to have a medical examination; however, the totals above represent pilots who received a medical examination within the last 25 months.

⁴ Lighter-than-air type ratings are no longer being issued.

⁵ Not included in total.

⁶ Numbers represent all certificates on record. No medical examination required.

N/A Not available. Recreational certificate first issued in 1990.

TABLE 3
ESTIMATED ACTIVE PILOT CERTIFICATES HELD,
BY CLASS OF CERTIFICATE AND BY FAA REGION
DECEMBER 31, 1992

Class of Certificate	Total ¹	Alaskan	Central	Eastern	Great Lakes	New England	Northwest Mountain	Southern	South-west	Western Pacific	Outside U.S. ²
Total—All Pilots	682,959	9,566	33,461	87,768	111,713	30,925	66,462	119,428	78,367	115,545	29,724
Student ³	114,597	1,240	5,356	16,819	19,521	5,384	10,596	19,460	12,243	18,622	5,356
Recreational ³	187	1	14	36	50	15	7	40	9	7	8
Airplane ⁴											
Private —Total	288,078	4,357	16,758	36,953	53,571	13,916	28,495	45,916	31,262	50,526	6,324
Private Airplane (only)	276,713	4,229	16,257	35,327	52,193	13,407	27,371	43,978	30,117	48,153	5,681
Private Airplane, Private Glider	4,030	35	173	645	606	190	391	641	376	899	74
Private Airplane, Commercial Glider	893	3	19	173	142	66	122	97	74	189	8
Private Airplane, Private Gyroplane	28	0	2	0	7	2	3	6	5	3	0
Private Airplane, Private Helicopter	1,731	20	71	217	172	93	172	243	166	377	200
Private Airplane, Private Glider, Private Helicopter	68	0	1	14	9	7	4	10	3	11	9
Private Airplane, Commercial Helicopter	4,561	69	234	568	440	149	428	926	516	882	349
Private Airplane, Private Glider, Commercial Helicopter	37	1	1	6	1	1	4	10	3	8	2
Private Airplane, Commercial Glider, Commercial Helicopter	15	0	0	3	0	1	0	4	2	4	1
Private Airplane, Commercial Gyroplane, Commercial Helicopter	2	0	0	0	1	0	0	1	0	0	0
Commercial—Total	146,385	2,466	7,028	17,621	22,165	5,697	13,750	26,298	17,964	23,458	9,938
Commercial Airplane (only)	126,797	2,155	6,157	14,917	19,953	4,971	11,689	22,204	15,534	19,688	9,529
Commercial Airplane, Private Glider	2,055	29	91	312	311	77	210	365	226	409	25
Commercial Airplane, Commercial Glider	3,630	31	138	561	480	200	462	584	393	745	36
Commercial Airplane, Commercial Gyroplane, Commercial Glider	1	0	0	0	0	0	0	0	0	1	0
Commercial Airplane, Private Helicopter	401	4	23	58	53	17	36	70	36	83	21
Commercial Airplane, Commercial Glider, Private Helicopter	27	0	0	5	6	1	1	3	4	6	1
Commercial Airplane, Commercial Helicopter	12,767	237	587	1,670	1,285	397	1,272	2,943	1,698	2,363	315
Commercial Airplane, Private Glider, Commercial Helicopter	149	2	5	22	21	7	19	30	12	27	4
Commercial Airplane, Commercial Glider, Commercial Helicopter	509	7	22	74	48	26	56	89	57	125	5
Commercial Airplane, Commercial Helicopter, Commercial Gyroplane	18	0	1	2	1	0	2	3	1	6	2
Commercial Airplane, Commercial Gyroplane	20	1	3	0	5	1	2	5	1	2	0
Commercial Airplane, Commercial Gyroplane, Commercial Helicopter	11	0	1	0	2	0	1	2	2	3	0
Commercial Glider	11	0	1	0	2	0	1	2	2	3	0
Airline Transport —Total	115,855	1,393	3,832	13,364	14,636	4,972	11,989	25,087	15,155	18,720	6,707
Airline Transport Airplane (only)	113,692	1,328	3,786	12,991	14,452	4,846	11,802	24,629	14,815	18,409	6,634
Airline Transport Airplane, Airline Transport Helicopter	2,163	65	46	373	184	126	187	458	340	311	73
Rotorcraft (only)⁵ —Total	9,652	94	330	1,295	775	434	753	1,906	1,092	1,777	1,196
Private Gyroplane	16	0	1	0	7	2	2	1	1	1	1
Private Helicopter	1,917	4	25	214	126	150	117	167	79	545	490
Commercial Helicopter	7,199	76	297	1,000	613	269	592	1,651	902	1,179	620
Commercial Helicopter, Private Glider	5	0	0	2	1	0	0	1	0	1	0
Commercial Helicopter, Commercial Glider	4	0	0	1	0	0	0	0	1	2	0
Commercial Gyroplane	1	0	0	0	1	0	0	0	0	0	0
Commercial Helicopter, Commercial Gyroplane	2	0	1	0	0	0	0	0	1	0	0
Airline Transport Helicopter	508	14	6	78	27	13	42	86	108	49	85
Glider only^{6,7} —Total	8,205	15	143	1,680	995	507	872	721	642	2,435	195
Private Glider	7,090	10	123	1,424	852	421	734	628	553	2,176	169
Commercial Glider	1,115	5	20	256	143	86	138	93	89	259	26
Flight Instructor Certificates⁸	72,148	915	3,519	9,968	12,182	3,188	7,121	12,711	8,693	11,784	2,067
Instrument Ratings^{8,9}	306,169	3,914	13,239	38,196	46,027	13,109	28,981	59,879	37,461	49,723	15,640

¹ Includes Outside U.S. total

² Outside U.S. includes airmen certificated by the FAA who live outside the 50 states or foreign countries

³ Category of certificate unknown

⁴ Includes pilots with an airplane only certificate. Also includes those with an airplane and a helicopter and/or glider certificate

⁵ See table 7 for the total number of pilots with a helicopter certificate

⁶ See table 8 for the total number of pilots with a glider certificate

⁷ Glider pilots are not required to have a medical examination, however, the totals above represent pilots who received a medical examination within the last 25 months

⁸ Not included in total

⁹ Special ratings shown on pilot certificates, do not indicate additional certificates

TABLE 4
ESTIMATED ACTIVE PILOT CERTIFICATES HELD
BY CLASS OF CERTIFICATE
DECEMBER 31, 1983-1992

Class of Certificate	1992	1991	1990	1989	1988	1987	1986	1985	1984	1983
Total—All Pilots	682,959	692,095	702,659	700,010	694,016	699,653	709,118	709,540	722,376	718,004
Student ¹ — Total	114,597	120,203	128,663	142,544	136,913	146,016	150,273	146,652	150,081	147,197
Recreational ¹	187	161	87	N/A	N/A	N/A	N/A	N/A	N/A	N/A
Airplane ²										
Private—Total	288,078	293,306	299,111	293,179	299,786	300,949	305,736	311,086	320,086	318,643
Private Airplane (only)	276,713	282,047	288,035	282,540	289,318	290,694	295,607	301,021	310,207	309,216
Private Airplane, Private Glider	4,030	4,113	4,144	4,049	4,059	4,105	4,144	4,234	4,347	4,269
Private Airplane, Commercial Glider	893	878	841	807	799	795	772	767	754	716
Private Airplane, Private Gyroplane	28	20	22	31	26	29	25	29	30	31
Private Airplane, Private Helicopter	1,731	1,722	1,592	1,459	1,392	1,316	1,288	1,236	1,206	1,112
Private Airplane, Private Helicopter,										
Private Helicopter	68	71	67	58	60	55	47	48	48	47
Private Airplane, Commercial Helicopter	4,561	4,405	4,357	4,186	4,081	3,904	3,805	3,713	3,457	3,218
Private Airplane, Private Helicopter,										
Commercial Helicopter	37	35	36	30	32	37	33	21	21	19
Private Airplane, Commercial Glider,										
Commercial Helicopter	15	14	15	17	17	12	14	16	15	14
Private Airplane, Commercial Gyroplane,										
Commercial Helicopter	2	1	2	2	2	2	1	1	1	1
Commercial—Total	146,385	148,365	149,666	144,540	143,030	143,645	147,798	151,632	155,929	159,495
Commercial Airplane (only)	126,797	128,207	128,628	123,612	121,819	121,934	125,235	128,749	132,668	135,906
Commercial Airplane, Private Glider	2,055	2,072	2,081	2,057	2,063	2,070	2,148	2,164	2,186	2,158
Commercial Airplane, Commercial Glider	3,630	3,645	3,776	3,685	3,703	3,777	3,983	4,073	4,149	4,206
Commercial Airplane, Commercial Gyroplane,										
Commercial Glider	1	2	2	3	2	1	1	1	3	3
Commercial Airplane, Private Helicopter	401	379	348	325	302	274	262	245	248	241
Commercial Airplane, Commercial Glider,										
Private Helicopter	27	26	28	27	24	18	16	19	16	13
Commercial Airplane, Commercial Helicopter	12,767	13,316	14,036	14,085	14,346	14,778	15,335	15,550	15,817	16,142
Commercial Airplane, Private Helicopter,										
Commercial Helicopter	149	146	163	154	150	152	156	162	154	150
Commercial Airplane, Commercial Glider,										
Commercial Helicopter	509	518	543	535	562	587	609	614	632	625
Commercial Airplane, Commercial Helicopter,										
Commercial Gyroplane	18	19	20	19	22	20	23	25	25	20
Commercial Airplane, Commercial Gyroplane	20	25	31	27	24	24	21	23	24	23
Commercial Airplane, Commercial Gyroplane,										
Commercial Helicopter, Commercial Glider	11	10	10	11	13	10	9	7	7	8
Airline Transport —Total	115,855	112,167	107,732	102,087	96,968	91,287	87,186	82,740	79,192	75,938
Airline Transport Airplane (only)	113,692	110,131	105,830	100,317	95,282	89,694	85,714	81,367	77,921	74,752
Airline Transport Airplane, Airline Transport										
Helicopter	2,163	2,036	1,902	1,770	1,686	1,593	1,472	1,373	1,271	1,186
Rotorcraft (only) ³ — Total	9,652	9,860	9,567	8,863	8,608	8,702	8,581	8,123	7,532	7,237
Private Gyroplane	16	15	11	12	15	10	9	5	6	8
Private Helicopter	1,917	1,864	1,572	1,264	1,143	1,019	892	808	712	615
Commercial Helicopter	7,199	7,469	7,524	7,116	6,997	7,228	7,230	6,862	6,415	6,286
Commercial Helicopter, Private Glider	5	7	4	6	7	5	6	5	2	3
Commercial Helicopter, Commercial Glider	4	2	3	2	4	5	6	9	9	7
Commercial Gyroplane	1	1	2	1	0	1	1	0	0	0
Commercial Helicopter, Commercial Gyroplane	2	2	2	1	2	1	2	2	1	2
Airline Transport Helicopter	508	500	449	461	440	433	435	432	387	316
Glider (only) ^{4,5} — Total	8,205	8,033	7,833	7,708	7,600	7,901	8,411	8,168	8,390	8,157
Private Glider	7,090	6,929	6,773	6,652	6,528	6,734	7,168	7,000	6,971	6,794
Commercial Glider	1,115	1,104	1,060	1,056	1,072	1,167	1,243	1,168	1,419	1,363
Lighter-Than-Air ^{5,6}	6	6	6	1,089	1,111	1,153	1,133	1,139	1,166	1,337
Flight Instructor Certificates ⁷	72,148	69,209	63,775	61,472	61,798	60,316	57,355	58,940	61,173	62,201
Instrument Ratings ^{7,8}	306,169	303,193	297,073	282,804	273,804	266,122	262,388	258,559	256,584	254,271

¹ Category of certificate unknown.

² Includes pilots with an airplane only certificate. Also includes those with an airplane and a helicopter and/or glider certificate.

³ See table 7 for the total number of pilots with a helicopter certificate.

⁴ See table 8 for the total number of pilots with a glider certificate.

⁵ Glider and lighter-than-air pilots are not required to have a medical examination, however, the totals above represent pilots who received a medical examination within the last 25 months.

⁶ Lighter-than-air type ratings are no longer being issued.

⁷ Not included in total.

⁸ Special ratings shown on pilot certificates, do not indicate additional certificates.

N/A Not available. Recreational certificate first issued in 1990.

TABLE 5
ESTIMATED ACTIVE PILOTS AND FLIGHT INSTRUCTORS
BY FAA REGION AND STATE
DECEMBER 31, 1992

FAA Region and State	Total Pilots	Students ¹	Airplane ²			Misc.	Flight Instructor ⁴
			Private	Commercial	Airline Transport ³		
Total⁵	682,959	114,597	288,078	146,385	115,855	18,044	72,148
United States—Total	653,235	109,241	281,754	136,447	109,148	16,645	70,081
Alaskan Region—Total	9,566	1,240	4,357	2,466	1,393	110	915
Central Region—Total	33,461	5,356	16,758	7,028	3,832	487	3,519
Iowa	6,847	1,092	3,786	1,374	509	86	702
Kansas	9,126	1,364	4,636	1,993	1,011	122	957
Missouri	12,565	2,119	5,805	2,518	1,882	241	1,418
Nebraska	4,923	781	2,531	1,143	430	38	442
Eastern Region—Total	87,768	16,819	36,953	17,621	13,364	3,011	9,968
Delaware	1,671	291	675	348	315	42	223
District of Columbia	515	101	230	107	44	33	47
Maryland	9,768	1,830	4,291	1,921	1,422	304	1,062
New Jersey	13,660	2,609	5,828	2,495	2,266	462	1,595
New York	21,917	4,573	9,637	4,277	2,427	1,003	2,423
Pennsylvania	21,147	4,029	9,259	3,913	3,383	563	2,554
Virginia	15,553	2,636	5,500	3,762	3,188	467	1,753
West Virginia	2,510	510	1,230	475	227	68	231
Armed Forces Europe ⁶	1,027	240	303	323	92	69	80
Great Lakes Region—Total	111,713	19,521	53,571	22,165	14,636	1,820	12,182
Illinois	25,056	4,323	11,107	4,934	4,246	446	3,021
Indiana	12,324	2,280	6,084	2,415	1,383	162	1,309
Michigan	19,081	3,445	9,558	3,608	2,068	402	2,063
Minnesota	16,739	2,790	7,697	3,433	2,609	210	1,770
North Dakota	3,267	512	1,540	1,031	162	22	330
Ohio	20,867	3,619	10,186	4,078	2,561	423	2,302
South Dakota	2,441	420	1,148	610	242	21	227
Wisconsin	11,938	2,132	6,251	2,056	1,365	134	1,160
New England Region—Total	30,925	5,384	13,916	5,697	4,972	956	3,188
Connecticut	8,001	1,276	3,298	1,426	1,750	251	831
Maine	3,689	697	1,753	793	390	56	327
Massachusetts	11,453	2,145	5,577	2,019	1,284	428	1,166
New Hampshire	4,535	678	1,793	826	1,131	107	533
Rhode Island	1,488	275	704	294	175	40	142
Vermont	1,759	313	791	339	242	74	189
Northwest Mountain Region—Total	66,462	10,596	28,495	13,750	11,989	1,632	7,121
Colorado	16,994	2,426	6,369	3,650	4,037	512	2,250
Idaho	4,579	773	2,250	950	515	91	414
Montana	3,833	592	1,893	929	365	54	381
Oregon	10,456	1,769	5,339	2,139	922	287	1,038
Utah	6,160	1,135	2,529	1,124	1,242	130	574
Washington	22,499	3,618	9,081	4,582	4,697	521	2,285
Wyoming	1,941	283	1,034	376	211	37	179
Southern Region—Total	119,428	19,460	45,916	26,298	25,087	2,667	12,711
Alabama	8,356	1,499	3,528	2,011	873	445	998
Florida	47,512	7,057	17,985	11,281	10,398	791	5,343
Georgia	18,198	2,799	6,273	3,504	5,281	341	1,711
Kentucky	6,364	1,207	2,554	1,093	1,343	167	629
Mississippi	4,471	838	1,752	1,322	467	92	417
North Carolina	14,998	2,534	6,150	3,004	2,936	374	1,441
South Carolina	6,666	1,262	2,752	1,590	927	135	646
Tennessee	12,738	2,244	4,890	2,450	2,850	304	1,515
Armed Forces Europe ⁶	125	20	32	43	12	18	11

TABLE 5—Continued
ESTIMATED ACTIVE PILOTS AND FLIGHT INSTRUCTORS
BY FAA REGION AND STATE
DECEMBER 31, 1992

FAA Region and State	Total Pilots	Students ¹	Airplane ²			Misc.	Flight Instructor ⁴
			Private	Commercial	Airline Transport ³		
Southwest Region—Total	78,367	12,243	31,262	17,964	15,155	1,743	8,693
Arkansas	5,758	1,047	2,529	1,488	606	88	559
Louisiana	7,341	1,204	2,753	2,106	982	296	800
New Mexico	4,746	714	2,084	1,163	652	133	544
Oklahoma	10,328	1,864	4,897	2,299	1,137	131	1,124
Texas	50,194	7,414	18,999	10,908	11,778	1,095	5,666
Western-Pacific Region—Total	115,545	18,622	50,526	23,458	18,720	4,219	11,784
Arizona	15,883	2,647	6,234	3,421	3,056	525	1,994
California	90,035	14,507	41,010	18,052	13,229	3,237	8,742
Hawaii	3,293	532	872	708	924	257	388
Nevada	5,626	707	2,217	1,084	1,452	166	611
Armed Forces Pacific ⁵	708	229	193	193	59	34	49
Outside U. S.—Total ⁷	29,724	5,356	6,324	9,938	6,707	1,399	2,067
Other U. S. Areas:	2,161	590	662	390	447	72	294
American Samoa	12	2	1	3	4	2	18
Guam	218	35	37	36	106	4	276
Puerto Rico	1,614	469	515	293	277	60	0
Virgin Islands	313	84	107	57	59	6	0
Wake Island	4	0	2	1	1	0	0

¹ Category of certificate unknown.

² Includes pilots with an airplane only certificate. Also includes those with an airplane and a helicopter and/or glider certificate

³ Includes helicopter, glider, and recreational.

⁴ Not included in total.

⁵ Includes Outside U.S.

⁶ Military personnel holding civilian certificate stationed in foreign country.

⁷ Outside U.S. includes Other U.S. Areas outside of the 50 states and foreign countries.

TABLE 6
ESTIMATED ACTIVE WOMEN PILOTS AND FLIGHT INSTRUCTORS
BY FAA REGION AND STATE
DECEMBER 31, 1992

FAA Region and State	Total Pilots	Students ¹	Airplane ²			Misc.	Flight Instructor ⁴
			Private	Commercial	Airline Transport ³		
Total⁵.....	40,620	13,921	17,276	5,918	2,530	975	3,964
United States—Total	39,406	13,552	16,852	5,619	2,463	920	3,870
Alaskan Region—Total	693	204	356	101	27	5	66
Central Region—Total	1,823	673	856	204	67	23	138
Iowa	327	133	156	31	7	0	18
Kansas	504	155	257	59	24	9	42
Missouri	753	296	335	78	32	12	57
Nebraska	239	89	108	36	4	2	21
Eastern Region—Total	5,403	1,950	2,208	753	313	179	526
Delaware	91	22	38	19	7	5	12
District of Columbia	52	20	21	4	6	1	4
Maryland	710	250	322	79	37	22	52
New Jersey	830	296	341	126	44	23	88
New York	1,348	497	523	181	73	74	123
Pennsylvania	1,324	486	553	192	69	24	141
Virginia	860	303	334	127	72	24	98
West Virginia	134	56	54	17	3	4	5
Armed Forces Europe ⁶	54	20	22	8	2	2	3
Great Lakes Region—Total	6,799	2,405	2,903	1,043	345	103	690
Illinois	1,618	536	650	298	110	24	195
Indiana	658	231	280	106	34	7	64
Michigan	1,164	415	501	160	53	35	118
Minnesota	1,066	370	458	162	61	15	115
North Dakota	169	55	70	43	1	0	19
Ohio	1,305	476	567	186	59	17	127
South Dakota	110	49	47	10	4	0	4
Wisconsin	709	273	330	78	23	5	48
New England Region—Total	1,992	669	881	272	116	54	190
Connecticut	491	160	201	72	41	17	54
Maine	199	76	93	21	6	3	11
Massachusetts	766	263	353	96	39	15	66
New Hampshire	291	81	123	58	18	11	42
Rhode Island	110	43	49	12	4	2	6
Vermont	135	46	62	13	8	6	11
Northwest Mountain Region—Total	4,506	1,512	1,893	690	295	116	478
Colorado	1,222	371	462	243	110	36	170
Idaho	275	102	121	34	12	6	29
Montana	223	81	109	23	10	0	18
Oregon	735	258	337	89	27	24	65
Utah	296	134	92	44	18	8	25
Washington	1,625	524	703	246	111	41	166
Wyoming	130	42	69	11	7	1	5
Southern Region—Total	6,249	2,290	2,464	894	506	95	594
Alabama	372	146	158	46	8	14	20
Florida	2,813	890	1,208	462	214	39	299
Georgia	788	345	274	94	68	7	66
Kentucky	302	132	97	33	38	2	25
Mississippi	177	88	58	20	9	2	18
North Carolina	793	270	328	110	71	14	75
South Carolina	328	142	112	43	23	8	29
Tennessee	672	276	228	84	75	9	62
Armed Forces Europe ⁶	4	1	1	2	0	0	0

TABLE 6—Continued
ESTIMATED ACTIVE WOMEN PILOTS AND FLIGHT INSTRUCTORS
BY FAA REGION AND STATE
DECEMBER 31, 1992

FAA Region and State	Total Pilots	Students ¹	Airplane ²			Misc.	Flight Instructor ⁴
			Private	Commercial	Airline Transport ³		
Southwest Region—Total	4,013	1,407	1,711	547	265	83	394
Arkansas	237	81	110	39	7	0	18
Louisiana	295	119	105	47	16	8	33
New Mexico	300	89	134	43	20	14	40
Oklahoma	618	221	288	75	29	5	60
Texas	2,563	897	1,074	343	193	56	243
Western-Pacific Region—Total	7,928	2,442	3,580	1,115	529	262	794
Arizona	1,074	308	488	172	76	30	115
California	6,194	1,911	2,840	852	385	206	611
Hawaii	230	72	70	39	32	17	30
Nevada	370	111	167	49	35	8	37
Armed Forces Pacific ⁶	60	40	15	3	1	1	1
Outside U. S.—Total⁷	1,214	369	424	299	67	55	94
Other U. S. Areas:	101	53	21	14	6	7	0
Guam	14	4	5	3	2	0	0
Puerto Rico	62	36	10	8	2	6	0
Virgin Islands	25	13	6	3	2	1	0

¹ Category of certificate unknown.

² Includes pilots with an airplane only certificate. Also includes those with an airplane and a helicopter and/or glider certificate

³ Includes helicopter, glider, and recreational pilots.

⁴ Not included in total.

⁵ Includes Outside U.S.

⁶ Military personnel holding civilian certificate stationed in foreign country.

⁷ Outside U.S. includes Other U.S. Areas outside of the 50 states and foreign countries.

TABLE 7
ESTIMATED ACTIVE HELICOPTER PILOTS BY CLASS OF CERTIFICATE
DECEMBER 31, 1983-1992

Class of Certificate	1992	1991	1990	1989	1988	1987	1986	1985	1984	1983
TOTAL	32,158	32,605	32,741	31,602	31,349	31,513	31,697	31,206	30,507	30,090
Private—Total	4,188	4,097	3,640	3,176	2,962	2,721	2,539	2,390	2,266	2,067
Private Helicopter	1,917	1,864	1,572	1,264	1,143	1,019	892	808	712	615
Private Helicopter, Private Airplane	1,731	1,722	1,592	1,459	1,392	1,316	1,288	1,236	1,206	1,112
Private Helicopter, Private Airplane, Private Glider	68	71	67	58	60	55	47	48	48	47
Private Helicopter, Commercial Airplane	401	379	348	325	302	274	269	245	248	241
Private Helicopter, Commercial Airplane, Commercial Glider	27	26	28	27	24	18	16	19	16	13
Private Gyroplane	16	15	11	12	15	10	9	5	6	8
Private Gyroplane, Private Airplane	28	20	22	31	26	29	25	29	30	31
Commercial—Total	25,299	25,972	26,750	26,195	26,261	26,766	27,251	27,011	26,583	26,521
Commercial Helicopter	7,199	7,469	7,524	7,116	6,997	7,228	7,230	6,862	6,415	6,286
Commercial Helicopter, Private Airplane	4,561	4,405	4,357	4,186	4,081	3,904	3,805	3,713	3,457	3,218
Commercial Helicopter, Private Glider	5	7	4	6	7	5	6	5	2	3
Commercial Helicopter, Commercial Glider	4	2	3	2	4	5	6	9	9	7
Commercial Helicopter, Private Airplane, Commercial Glider	2	1	2	2	2	2	1	1	1	1
Commercial Helicopter, Private Airplane, Private Glider	37	35	36	30	32	37	33	21	21	19
Commercial Helicopter, Private Airplane, Commercial Glider	15	14	15	17	17	12	14	16	15	14
Commercial Helicopter, Commercial Airplane	12,767	13,316	14,036	14,085	14,346	14,778	15,335	15,550	15,817	16,142
Commercial Helicopter, Commercial Airplane, Private Glider	149	146	163	154	150	152	156	162	154	150
Commercial Helicopter, Commercial Airplane, Commercial Glider	509	518	543	535	562	587	609	614	632	625
Commercial Gyroplane	1	1	2	1	0					
Commercial Helicopter, Commercial Airplane, Commercial Gyroplane	18	19	20	19	22	20	23	25	25	20
Commercial Helicopter, Commercial Airplane, Commercial Gyroplane, Commercial Glider	11	10	10	11	13	10	9	7	7	8
Commercial Helicopter, Commercial Gyroplane	2	2	2	1	2	1	2	2	1	2
Commercial Gyroplane, Commercial Airplane	20	25	31	27	24	24	21	23	24	23
Commercial Gyroplane, Commercial Airplane, Commercial Glider	1	2	2	3	2	1	1	1	3	3
Airline Transport—Total	2,671	2,536	2,351	2,231	2,126	2,026	1,907	1,805	1,658	1,502
Airline Transport Helicopter	508	500	449	461	440	433	435	432	387	316
Airline Transport Helicopter, Airline Transport Airplane	2,163	2,036	1,902	1,770	1,686	1,593	1,472	1,373	1,271	1,186

TABLE 8
ESTIMATED ACTIVE GLIDER PILOTS BY CLASS OF CERTIFICATE
DECEMBER 31, 1983-1992

<i>Class of Certificate</i>	1992	1991	1990	1989	1988	1987	1986	1985	1984	1983
Total	19,639	19,570	19,546	19,149	19,095	19,530	20,355	20,308	20,733	20,395
Private—Total	13,434	13,370	13,268	13,006	12,899	13,158	13,702	13,634	13,729	13,440
Private Glider	7,090	6,929	6,773	6,652	6,528	6,734	7,168	7,000	6,971	6,794
Private Glider, Private Airplane	4,030	4,113	4,144	4,049	4,059	4,105	4,144	4,234	4,347	4,269
Private Glider, Private Airplane, Private Helicopter	68	71	67	58	60	55	47	48	48	47
Private Glider, Private Airplane, Commercial Helicopter	37	35	36	30	32	37	33	21	21	19
Private Glider, Commercial Airplane	2,055	2,072	2,081	2,057	2,063	2,070	2,148	2,164	2,186	2,158
Private Glider, Commercial Airplane, Commercial Helicopter	149	146	163	154	150	152	156	162	154	150
Private Glider, Commercial Helicopter	5	4	4	6	7	5	6	5	2	3
Commercial—Total	6,205	6,200	6,278	6,143	6,196	6,372	6,653	6,674	7,004	6,955
Commercial Glider	1,115	1,104	1,060	1,056	1,072	1,167	1,243	1,168	1,419	1,363
Commercial Glider, Commercial Airplane	3,630	3,645	3,776	3,685	3,703	3,777	3,983	4,073	4,149	4,206
Commercial Glider, Private Airplane	893	878	841	807	799	795	772	767	754	716
Commercial Glider, Private Airplane, Commercial Helicopter	15	14	15	17	17	12	14	16	15	14
Commercial Glider, Commercial Helicopter	4	3	3	2	4	5	6	9	9	7
Commercial Glider, Commercial Airplane, Private Helicopter	27	26	28	27	24	18	16	19	16	13
Commercial Glider, Commercial Airplane, Commercial Helicopter	509	518	543	535	562	587	609	614	632	625
Commercial Glider, Commercial Airplane, Commercial Gyroplane	1	2	2	3	2	1	1	1	3	3
Commercial Glider, Commercial Airplane, Commercial Gyroplane, Commercial Helicopter	11	10	10	11	13	10	9	7	7	8

TABLE 9
ESTIMATED INSTRUMENT RATINGS HELD
BY CLASS OF CERTIFICATE BY FAA REGION
DECEMBER 31, 1992

Class of Certificate	Total ¹	Alaskan	Central	Eastern	Great Lakes	New England	Northwest Mountain	Southern	South-west	Western Pacific	Outside U.S. ²
Total—All Pilots	306,169	3,914	13,239	38,196	46,027	13,109	28,981	59,879	37,461	49,723	15,640
Airplane											
Private—Total	56,199	368	3,123	7,791	10,843	2,830	4,541	9,824	6,070	10,054	755
Private Airplane (only)	51,753	305	2,888	7,114	10,295	2,631	4,155	8,853	5,540	9,290	682
Private Airplane, Private Glider	1,096	7	37	178	172	60	87	186	96	262	11
Private Airplane, Commercial Glider	131	1	2	20	22	15	19	10	15	25	2
Private Airplane, Private Helicopter	470	1	18	65	57	32	46	62	59	101	9
Private Airplane, Private Glider, Private Helicopter	28	0	0	4	5	2	3	4	1	7	2
Private Airplane, Commercial Helicopter	2,688	54	176	404	289	88	229	679	355	365	49
Private Airplane, Private Gyroplane	4	0	1	0	2	1	0	0	0	0	0
Private Airplane, Private Glider, Commercial Helicopter	19	0	1	4	0	0	2	7	2	3	0
Private Airplane, Commercial Glider, Commercial Helicopter	9	0	0	2	0	1	0	3	2	1	
Private Airplane, Other	1	0	0	0	1	0	0	0	0	0	0
Commercial—Total	128,828	2,085	6,017	16,213	20,025	5,101	12,016	23,516	15,480	20,296	8,079
Commercial Airplane (only)	111,350	1,814	5,231	13,737	18,030	4,443	10,242	19,786	13,322	17,020	7,725
Commercial Airplane, Private Glider	1,795	26	77	272	277	67	177	325	196	355	23
Commercial Airplane, Commercial Glider	3,036	26	125	473	423	174	393	469	333	590	30
Commercial Airplane, Private Helicopter	365	2	20	56	47	17	29	65	33	78	18
Commercial Airplane, Commercial Helicopter	11,612	207	532	1,580	1,179	366	1,100	2,753	1,527	2,096	272
Commercial Airplane, Private Glider, Commercial Helicopter	132	2	5	21	17	7	18	26	11	22	3
Commercial Airplane, Commercial Glider, Commercial Helicopter	468	7	22	68	39	25	51	83	51	117	5
Commercial Airplane, Commercial Gyroplane	17	1	3	0	5	1	2	2	1	2	0
Commercial Airplane, Commercial Helicopter, Commercial Gyroplane	17	0	1	1	1	0	2	3	1	6	2
Commercial Airplane, Commercial Gyroplane, Commercial Glider	1	0	0	0	0	0	0	0	0	1	0
Commercial Airplane, Commercial Glider, Private Helicopter	25	0	0	5	6	1	1	2	3	6	1
Commercial Airplane, Commercial Gyroplane, Commercial Helicopter, Commercial Glider	10	0	1	0	1	0	1	2	2	3	0
Airline Transport—Total	115,855	1,393	3,832	13,364	14,636	4,972	11,989	25,087	15,155	18,720	6,707
Airline Transport Airplane (only)	113,692	1,328	3,786	12,991	14,452	4,846	11,802	24,629	14,815	18,409	6,634
Airline Transport Airplane, Airline Transport Helicopter	2,163	65	46	373	184	126	187	458	340	311	73
Rotorcraft (only)—Total	5,287	68	267	828	523	206	435	1,452	756	653	99
Commercial Helicopter	5,214	67	266	818	515	202	427	1,439	742	642	96
Airline Transport Helicopter	58	1	1	8	5	3	8	11	12	6	3
Other	15	0	0	2	3	1	0	2	2	5	0

¹ Includes Outside U.S. total.

² Outside U.S. includes airmen certificated by FAA who live outside the 50 states or foreign countries.

TABLE 10
ESTIMATED INSTRUMENT RATINGS HELD
BY CLASS OF CERTIFICATE
DECEMBER 31, 1983 - 1992

Class of Certificate	1983	1984	1985	1986	1987	1988	1989	1990	1991	1992
Total—All Pilots	254,271	256,584	258,559	262,388	266,122	273,804	282,804	297,073	303,193	306,169
Airplane										
Private —Total	41,951	43,312	43,902	45,672	47,746	49,381	51,067	53,920	55,557	56,199
Private Airplane (only)	38,836	39,962	40,330	41,947	43,885	45,316	46,859	49,550	51,215	51,753
Private Airplane, Private Glider	921	964	954	955	983	1,007	1,023	1,069	1,103	1,096
Private Airplane, Commercial Glider	86	82	85	95	102	108	119	122	134	131
Private Airplane, Private Helicopter	267	295	313	318	332	356	403	432	451	470
Private Airplane, Private Glider, Private Helicopter	19	17	16	20	25	25	27	32	31	28
Private Airplane, Commercial Helicopter	1,797	1,968	2,180	2,302	2,385	2,537	2,606	2,683	2,594	2,688
Private Airplane, Private Gyroplane	4	3	2	2	3	3	5	5	3	4
Private Airplane, Private Glider, Commercial Helicopter	10	10	11	20	21	15	12	16	16	19
Private Airplane, Commercial Glider, Commercial Helicopter	10	10	10	12	9	13	12	10	9	9
Private Airplane, Other	1	1	1	1	1	1	1	1	1	1
Commercial Pilots—Total	131,445	128,978	126,352	123,559	121,072	121,674	123,908	129,426	129,774	128,828
Commercial Airplane (only)	111,188	108,916	106,522	103,913	102,017	102,982	105,402	110,719	111,835	111,350
Commercial Airplane, Private Glider	1,823	1,833	1,826	1,825	1,756	1,778	1,783	1,825	1,802	1,795
Commercial Airplane, Commercial Glider	3,360	3,355	3,318	3,227	3,098	3,033	3,037	3,141	3,048	3,036
Commercial Airplane, Private Helicopter	188	205	208	224	234	264	282	307	336	365
Commercial Airplane, Commercial Helicopter, Commercial Airplane, Private Glider, Commercial Helicopter	14,139	13,913	13,723	13,624	13,250	12,911	12,708	12,716	12,079	11,612
Commercial Airplane, Commercial Glider, Commercial Helicopter	138	141	151	143	134	132	136	145	130	132
Commercial Airplane, Commercial Glider, Commercial Helicopter	558	561	549	549	526	506	488	496	474	468
Commercial Airplane, Commercial Gyroplane	14	14	14	13	15	15	19	22	18	17
Commercial Airplane, Commercial Helicopter, Commercial Gyroplane	16	20	18	16	15	18	16	17	16	17
Commercial Airplane, Commercial Gyroplane, Commercial Glider	2	2	1	1	1	1	2	2	2	1
Commercial Airplane, Commercial Glider, Private Helicopter	12	13	15	15	16	21	24	27	25	25
Commercial Airplane, Commercial Gyroplane, Commercial Helicopter	7	7	7	9	10	13	11	9	9	10
Airline Transport—Total	75,938	79,192	82,740	87,186	91,287	96,968	102,087	107,732	112,167	115,855
Airline Transport Airplane (only)	74,752	77,921	81,367	85,714	89,694	95,282	100,317	105,830	110,131	113,692
Airline Transport Airplane, Airline Transport Helicopter	1,186	1,271	1,373	1,472	1,593	1,686	1,770	1,902	2,036	2,163
Rotorcraft (only)—Total	4,937	5,102	5,565	5,971	6,017	5,781	5,742	5,995	5,695	5,287
Commercial Helicopter	4,864	5,016	5,472	5,873	5,927	5,695	5,660	5,923	5,624	5,214
Airline Transport Helicopter	60	73	82	89	81	75	71	62	59	58
Other	13	13	11	9	9	11	11	10	12	15

TABLE 11
ESTIMATED TOTAL PILOTS AND INSTRUMENT RATED PILOTS
DECEMBER 31, 1983-1992

Calendar Year	Total Number ¹	Instrument Rated Pilots	
		Number	Percent of Total
1992	568,362	306,169	54%
1991	571,892	303,193	53%
1990	574,208	297,073	52%
1989	557,466	282,804	51%
1988	557,103	273,804	49%
1987	553,637	266,122	48%
1986	558,845	262,388	47%
1985	562,888	258,559	46%
1984	572,295	256,584	45%
1983	570,807	254,271	45%

¹ Excludes student pilots.

TABLE 12
ESTIMATED ACTIVE PILOT CERTIFICATES HELD
BY CATEGORY AND AGE GROUP OF HOLDER
DECEMBER 31, 1992

Age Group	Type of Pilot Certificate								Flight Instructor ⁴
	Total	Student ¹	Recreational	Airplane ²			Helicopter (Only)	Glider (Only) ³	
				Private	Commercial	Airline Transport			
Total	682,959	114,597	191	288,078	146,385	115,855	9,652	8,201	72,148
14-15	30	30	0	0	0	0	0	0	0
16-19	16,793	12,142	4	4,251	272	0	44	80	79
20-24	55,416	19,890	9	21,285	12,654	413	937	228	6,272
25-29	74,780	19,142	11	24,480	21,985	6,372	2,374	416	10,925
30-34	88,511	17,805	18	33,498	17,698	16,853	1,889	750	9,769
35-39	94,149	15,208	37	41,786	15,493	18,960	1,369	1,296	9,074
40-44	90,190	11,485	19	41,485	15,311	19,099	1,413	1,378	8,876
45-49	84,429	7,979	24	36,424	17,872	19,930	1,031	1,169	9,063
50-54	62,234	4,731	17	27,337	13,708	15,361	357	723	6,448
55-59	45,355	2,766	14	20,355	11,040	10,492	145	543	4,751
60 and over	71,072	3,419	38	37,177	20,352	8,375	93	1,618	6,891

¹ Category of certificate unknown.

² Includes pilots with an airplane only certificate. Also includes those with an airplane and a helicopter and/or glider certificate

³ Glider pilots are not required to have a medical examination; however, totals above represent pilots who received a medical examination.

⁴ Not included in total active pilots.

TABLE 13
AVERAGE AGE OF ACTIVE PILOTS BY CATEGORY
DECEMBER 31, 1983-1992

Calendar Year	Type of Pilot Certificate					
	Total ¹	Student ²	Recreational ²	Airplane ³		
				Private	Commercial	Airline Transport
1983	38.8	31.7	N/A	40.0	41.5	42.5
1984	39.2	32.1	N/A	40.4	42.0	42.7
1985	39.5	32.4	N/A	40.8	42.4	42.8
1986	39.7	32.2	N/A	41.1	42.6	43.0
1987	39.9	32.3	N/A	41.4	42.7	43.1
1988	40.1	32.5	N/A	41.4	42.6	43.2
1989	40.2	32.7	N/A	41.8	42.5	43.4
1990	40.5	32.5	41.7	42.0	42.2	43.6
1991	40.5	32.6	43.5	42.0	41.8	43.7
1992	40.8	32.9	44.4	42.2	41.7	43.8

¹ Includes helicopter (only) and glider (only) not shown separately.

² Category of certificate unknown.

³ Includes pilots with an airplane only certificate. Also includes those with an airplane and a helicopter and/or glider certificate

N/A Not available. Recreational certificate first issued in 1990.

NONPILOT CERTIFICATES

TABLE 14
NONPILOT AIRMEN CERTIFICATES HELD
BY FAA REGION AND STATE
DECEMBER 31, 1992¹

FAA Region and State	Total	Mechanic	Parachute Rigger	Ground Instructor	Dispatcher	Flight Navigator	Flight Engineer
Total²	540,548	384,669	8,163	73,276	12,264	1,154	61,022
United States—Total	516,072	367,698	7,970	70,931	9,898	1,133	58,442
Alaskan Region—Total	5,566	3,805	117	883	240	8	513
Central Region—Total	25,488	19,951	385	3,540	174	5	1,433
Iowa	3,136	2,358	85	568	13	0	112
Kansas	7,138	5,616	99	1,057	43	1	322
Missouri	12,963	10,304	138	1,540	107	3	871
Nebraska	2,251	1,673	63	375	11	1	128
Eastern Region—Total	72,202	52,608	1,253	9,791	2,255	180	6,115
Delaware	1,391	1,006	21	164	20	4	176
District of Columbia	360	221	17	85	18	0	19
Maryland	4,916	3,077	111	954	80	12	682
New Jersey	11,770	8,443	185	1,476	350	46	1,270
New York	25,987	20,746	242	2,744	1,224	47	984
Pennsylvania	17,427	12,903	307	2,446	382	37	1,352
Virginia	8,459	4,805	300	1,605	171	34	1,544
West Virginia	1,244	880	42	245	6	0	71
Armed Forces Europe ³	648	527	28	72	4	0	17
Great Lakes Region—Total	70,166	49,180	1,062	11,241	1,306	31	7,346
Illinois	18,406	12,264	246	2,875	394	12	2,615
Indiana	7,176	5,129	152	1,138	85	3	669
Michigan	11,039	7,888	163	2,124	120	4	740
Minnesota	12,636	8,928	113	1,412	461	3	1,719
North Dakota	1,265	1,019	19	173	7	1	46
Ohio	12,921	9,269	237	2,284	162	6	963
South Dakota	1,145	823	16	221	6	0	79
Wisconsin	5,578	3,860	116	1,014	71	2	515
New England Region—Total	21,251	14,813	277	3,080	308	134	2,639
Connecticut	6,410	4,374	68	840	95	89	944
Maine	1,548	1,015	39	278	35	7	174
Massachusetts	9,197	7,144	123	1,199	113	14	604
New Hampshire	2,454	1,201	25	443	36	19	730
Rhode Island	886	621	12	161	12	1	79
Vermont	756	458	10	159	17	4	108
Northwest Mountain Region—Total	47,153	30,827	1,169	6,902	620	136	7,499
Colorado	14,430	8,974	139	2,218	230	27	2,842
Idaho	1,992	1,316	177	338	15	7	139
Montana	2,249	1,498	243	374	8	4	122
Oregon	5,017	3,567	199	856	54	18	323
Utah	3,832	2,347	74	526	28	7	850
Washington	18,329	12,140	307	2,410	274	70	3,128
Wyoming	1,304	985	30	180	11	3	95
Southern Region—Total	98,054	66,118	1,511	13,138	2,283	246	14,758
Alabama	6,921	5,516	110	1,038	14	9	234
Florida	43,597	29,718	488	5,932	1,330	184	5,945
Georgia	20,225	13,743	208	1,746	372	16	4,140
Kentucky	3,989	2,307	133	604	123	0	822
Mississippi	2,191	1,574	31	400	13	5	168
North Carolina	9,522	6,096	313	1,470	157	21	1,465
South Carolina	3,684	2,472	76	662	28	3	443
Tennessee	7,872	4,650	149	1,278	246	8	1,541
Armed Forces Europe ³	53	42	3	8	0	0	0
Southwest Region—Total	75,236	55,515	882	9,456	1,130	71	8,182
Arkansas	3,121	2,309	65	521	23	1	202
Louisiana	5,377	4,156	78	716	46	7	374
New Mexico	2,683	1,870	61	562	31	5	154
Oklahoma	16,981	14,868	154	1,519	34	4	402
Texas	47,074	32,312	524	6,138	996	54	7,050

TABLE 14—Continued
NONPILOT AIRMEN CERTIFICATES HELD
BY FAA REGION AND STATE
DECEMBER 31, 1992¹

FAA Region and State	Total	Mechanic	Parachute Rigger	Ground Instructor	Dispatcher	Flight Navigator	Flight Engineer
Western-Pacific Region—Total	100,956	74,881	1,314	12,900	1,582	322	9,957
Arizona	12,150	8,698	166	1,958	271	21	1,036
California	81,123	61,116	1,020	9,849	1,088	240	7,810
Hawaii	3,711	2,712	34	415	154	7	389
Nevada	3,517	1,999	60	632	58	54	714
Armed Forces Pacific ³	455	356	34	46	11	0	8
Outside U. S.—Total⁴	24,476	16,971	193	2,345	2,366	21	2,580
Other U. S. Areas:	1,890	1,401	35	237	86	0	131
American Samoa	18	12	0	5	0	0	1
Canal Zone	36	13	18	3	2	0	0
Guam	276	152	3	31	8	0	82
Puerto Rico	1,398	1,107	12	168	73	0	38
Virgin Islands	153	108	2	30	3	0	10
Wake Island	9	9	0	0	0	0	0

¹ Data for flight engineers and flight navigators represent total active ratings held; i.e., those with a valid medical certificate. Data for dispatchers, mechanics, parachute riggers and ground instructors represent total ratings issued to date; no medical examination required.

² Includes Outside U. S.

³ Military personnel holding civilian certificate stationed in foreign country.

⁴ Outside U.S. includes Other U.S. Areas outside of the 50 states and foreign countries.

TABLE 15
WOMEN NONPILOT CERTIFICATES HELD
BY FAA REGION AND STATE
DECEMBER 31, 1992¹

FAA Region and State	Total	Mechanic	Parachute Rigger	Ground Instructor	Dispatcher	Flight Navigator	Flight Engineer
Total²	11,514	4,398	390	4,338	1,004	0	1,384
United States—Total	11,271	4,369	378	4,230	932	0	1,362
Alaskan Region—Total	187	50	6	59	56	0	16
Central Region—Total	474	247	13	183	8	0	23
Iowa	86	46	0	34	3	0	3
Kansas	176	104	5	59	0	0	8
Missouri	168	82	5	65	5	0	11
Nebraska	44	15	3	25	0	0	1
Eastern Region—Total	1,355	379	75	548	194	0	159
Delaware	34	14	1	11	3	0	5
District of Columbia	11	1	1	5	1	0	3
Maryland	120	25	2	61	12	0	20
New Jersey	181	50	8	66	34	0	23
New York	421	131	14	155	90	0	31
Pennsylvania	328	83	25	142	46	0	32
Virginia	217	53	21	93	7	0	43
West Virginia	29	18	0	10	1	0	0
Armed Forces Europe ³	14	4	3	5	0	0	2
Great Lakes Region—Total	1,795	657	52	712	147	0	227
Illinois	523	183	13	197	32	0	98
Indiana	188	54	16	70	10	0	38
Michigan	278	85	6	151	16	0	20
Minnesota	276	119	3	67	52	0	35
North Dakota	17	5	0	10	1	0	1
Ohio	348	167	10	131	23	0	17
South Dakota	28	9	0	16	2	0	1
Wisconsin	137	35	4	70	11	0	17
New England Region—Total	455	160	14	196	24	0	61
Connecticut	157	70	3	49	13	0	22
Maine	41	10	2	20	3	0	6
Massachusetts	165	52	7	83	6	0	17
New Hampshire	64	21	1	28	2	0	12
Rhode Island	12	5	0	6	0	0	1
Vermont	16	2	1	10	0	0	3
Northwest Mountain Region—Total	1,211	467	28	451	58	0	207
Colorado	422	152	0	152	16	0	102
Idaho	39	11	2	21	4	0	1
Montana	38	7	4	23	2	0	2
Oregon	124	34	7	73	3	0	7
Utah	80	33	6	28	3	0	10
Washington	468	213	7	141	28	0	79
Wyoming	40	17	2	13	2	0	6
Southern Region—Total	1,993	652	99	765	183	0	294
Alabama	174	72	4	94	1	0	3
Florida	875	283	25	328	108	0	131
Georgia	232	99	6	72	16	0	39
Kentucky	125	29	6	40	22	0	28
Mississippi	38	14	1	19	1	0	3
North Carolina	227	63	25	102	8	0	29
South Carolina	82	31	2	37	3	0	9
Tennessee	239	60	30	73	24	0	52
Armed Forces Europe ³	1	1	0	0	0	0	0
Southwest Region—Total	1,517	695	45	525	128	0	124
Arkansas	52	21	1	23	2	0	5
Louisiana	108	52	2	40	8	0	6
New Mexico	77	23	2	45	2	0	5
Oklahoma	324	215	8	92	1	0	8
Texas	956	384	32	325	115	0	100

TABLE 15—Continued
WOMEN NONPILOT CERTIFICATES HELD
BY FAA REGION AND STATE
DECEMBER 31, 1992 ¹

FAA Region and State	Total	Mechanic	Parachute Rigger	Ground Instructor	Dispatcher	Flight Navigator	Flight Engineer
Western-Pacific Region—Total	2,284	1,062	46	791	134	0	251
Arizona	303	126	4	125	24	0	24
California	1,807	889	37	601	80	0	200
Hawaii	98	26	0	36	23	0	13
Nevada	70	20	2	28	6	0	14
Armed Forces Pacific ³	6	1	3	1	1	0	0
Outside U. S. —Total⁴	243	29	12	108	72	0	22
Other U. S. Areas:	25	11	0	11	1	0	2
American Samoa	0	0	0	0	0	0	0
Canal Zone	0	0	0	0	0	0	0
Guam	5	3	0	0	0	0	2
Puerto Rico	15	5	0	9	1	0	0
Virgin Islands	5	3	0	2	0	0	0
Wake Island	0	0	0	0	0	0	0

¹ Data for flight engineers and flight navigators represent total active ratings held; i.e., those with a valid medical certificate. Data for dispatchers, mechanics, parachute riggers and ground instructors represent total ratings issued to date; no medical examination required.

² Includes Outside U. S.

³ Military personnel holding civilian certificate stationed in foreign country.

⁴ Outside U.S. includes Other U.S. Areas outside of the 50 states and foreign countries.

AIRMEN CERTIFICATES ISSUED

**TABLE 16
PILOT CERTIFICATES ISSUED BY CATEGORY AND CONDUCTOR
DECEMBER 31, 1992**

Category of Certificate	Total Ratings Issued	Original Issuances				Additional Ratings			
		Total	Examiner	Inspector	No Test	Total	Examiner	Inspector ¹	No Test
Pilot—Total	¹188,861	¹144,101	¹129,858	670	13,573	44,760	39,253	1,321	4,186
Student	¹ 78,946	¹ 78,946	¹ 78,946	0	0	N/AP	N/AP	N/AP	N/AP
Recreational	74	74	65	4	5	0	0	0	0
Airplane									
Private	59,384	39,968	31,862	193	7,913	19,416	17,295	138	1,983
Commercial	25,984	14,354	10,207	31	4,116	11,630	9,625	173	1,832
Airline Transport	21,090	7,699	6,811	367	521	13,391	12,078	998	315
Helicopter (only)	2,975	2,684	1,616	61	1,007	291	226	12	53
Glider (only)	408	376	351	14	11	32	29	0	3
Nonpilot—Total	34,810	27,543	20,253	426	6,864	7,267	5,791	67	1,409
Mechanic	27,031	20,532	17,373	27	3,132	6,499	5,639	15	845
Parachute Rigger	254	232	134	14	84	22	12	1	9
Ground Instructor	4,026	3,508	355	15	3,138	518	59	3	456
Dispatcher	674	674	498	130	46	0	0	0	0
Flight Navigator	2	2	1	0	1	0	0	0	0
Flight Engineer	2,823	2,595	1,892	240	463	228	81	48	99
Flight Instructor Certificates*	15,312	7,151	5,488	1,429	234	8,161	7,854	288	19

¹ estimate

Note: Additional ratings are entered on current airman certificates as follows:

Private, commercial, and airline transport pilot—aircraft category, class, and type instrument rating.

Helicopter pilot—instrument and type ratings.

Flight instructor—ratings for each aircraft category in which the holder is qualified, and for instrument flying instructions.

Mechanic—airframe and powerplant ratings.

Parachute rigger—senior or master rigger—senior or master rigger ratings.

Ground instructor—ratings for each subject in which the holder is qualified to give instruction.

* Special ratings shown on pilot certificates represented above; not included in total.

N/AP—not applicable

**TABLE 17
ORIGINAL AIRMEN CERTIFICATES ISSUED BY CATEGORY
CALENDAR YEARS 1983-1992**

Category of Certificate	1983	1984	1985	1986	1987	1988	1989	1990	1991	1992
Pilot—Total	150,419	141,761	135,589	141,625	149,640	148,018	146,951	156,955	161,009	³ 144,101
Student	92,239	90,085	86,060	88,699	85,611	86,193	87,427	88,586	82,205	³ 78,946
Recreational	N/A	N/A	N/A	N/A	N/A	N/A	N/A	29	87	74
Airplane										
Private	41,210	36,545	35,402	34,816	42,278	39,900	35,360	41,749	49,580	39,968
Commercial	8,789	7,702	5,404	8,889	11,314	12,042	13,759	15,500	16,869	14,354
Airline Transport	5,643	5,099	6,081	6,498	7,678	7,461	7,829	8,013	8,437	7,699
Helicopter (only)	1,932	1,806	2,105	2,209	2,217	1,947	2,240	2,700	3,344	2,684
Glider (only)	606	524	537	514	542	475	336	378	487	376
Nonpilot—Total	15,702	15,438	16,332	16,470	21,878	21,064	23,078	27,113	31,882	27,543
Mechanic	11,676	10,719	10,559	10,998	15,089	14,907	15,923	19,861	24,299	20,532
Parachute Rigger	214	149	157	149	194	142	167	227	228	232
Ground Instructor	1,524	1,283	1,359	1,386	1,825	1,716	2,133	2,664	3,527	3,508
Dispatcher	632	755	522	516	533	510	431	550	623	674
Flight Navigator	15	14	1	17	4	17	14	1	3	2
Flight Engineer	1,641	2,518	3,734	3,404	4,233	3,772	4,410	3,810	3,202	2,595
Flight Instructor Certificates ¹	4,614	4,075	4,298	4,628	6,327	4,898	5,365	7,071	8,164	7,151
Instrument Ratings ²	N/AP	N/AP	N/AP	N/AP	N/AP	N/AP	N/AP	N/AP	N/AP	N/AP

¹ Not included in total.

² Special ratings shown on pilot certificates represented above; not included in total.

³ estimate

N/A Not Available.

N/AP Not Applicable

**TABLE 18
ADDITIONAL AIRMEN RATINGS ISSUED BY CATEGORY
CALENDAR YEARS 1983-1992**

Category of Certificate	1983	1984	1985	1986	1987	1988	1989	1990	1991	1992
Pilot—Total	30,898	30,469	28,420	32,628	39,990	37,921	46,990	45,730	51,435	44,760
Student	N/AP	N/AP	N/AP	N/AP	N/AP	N/AP	N/AP	N/AP	N/AP	N/AP
Recreational	N/AP	N/AP	N/AP	N/AP	N/AP	N/AP	N/AP	N/AP	N/AP	N/AP
Airplane										
Private	12,721	11,784	11,686	12,672	16,302	15,800	22,240	19,299	23,630	19,416
Commercial	9,513	8,892	7,197	9,241	11,365	10,597	11,778	12,584	13,506	11,630
Airline Transport	8,187	9,335	9,192	10,372	11,956	11,209	12,698	13,540	13,979	13,391
Helicopter (only)	315	319	207	234	293	287	252	266	291	291
Glider (only)	162	139	138	109	74	28	22	41	29	32
Nonpilot—Total	5,420	4,808	4,713	5,010	5,486	6,107	7,688	8,387	9,567	7,267
Mechanic	4,470	4,042	3,429	3,289	4,195	4,353	5,728	6,381	7,653	6,499
Parachute Rigger	13	12	9	11	11	8	21	12	33	22
Ground Instructor	371	293	343	323	366	334	399	434	493	518
Dispatcher	1	3	3	1	3	2	5	2	3	0
Flight Navigator	2	0	0	0	0	0	0	1	0	0
Flight Engineer	563	458	929	1,386	911	1,410	1,535	1,557	1,385	228
Flight Instructor Certificates ¹	7,698	6,828	5,921	5,421	6,378	5,234	7,532	8,517	9,470	8,161
Instrument Ratings ²	11,078	10,845	11,683	13,688	18,296	16,810	20,911	22,528	26,007	20,062

¹ Not included in total.

² Special ratings shown on pilot certificates represented above; not included in total.

N/A Not Available.

N/AP Not Applicable

Note: Additional ratings are entered on current airman certificates as follows:

Private, commercial, and airline transport pilot—aircraft category, class, and type instrument rating.

Helicopter pilot—instrument and type ratings.

Flight instructor—ratings for each aircraft category in which the holder is qualified, and for instrument flying instructions.

Mechanic—airframe and powerplant ratings.

Parachute rigger—senior or master rigger—senior or master rigger ratings.

Ground instructor—ratings for each subject in which the holder is qualified to give instruction.

TABLE 19
AIRMEN CERTIFICATES APPROVED/DISAPPROVED BY CATEGORY AND CONDUCTOR
1992

Category of Certificate	Original Issuances						Additional Ratings					
	Examiner			Inspector			Examiner			Inspector		
	Approved	Disapproved	Total	Approved	Disapproved	Total	Approved	Disapproved	Total	Approved	Disapproved	Total
Pilot—Total	50,912	9,710	60,622	670	263	933	39,224	4,877	44,101	1,321	175	1,496
Recreational	65	3	68	4	0	4	N/AP	N/AP	N/AP	N/AP	N/AP	N/AP
Airplane												
Private	31,862	6,985	38,847	193	41	234	17,295	3,712	21,007	138	33	171
Commercial	10,207	1,818	12,025	31	31	62	9,625	621	10,246	173	25	198
Airline Transport	6,811	904	7,715	367	191	558	12,078	544	12,622	998	117	1,115
Helicopter (only)	1,616	0	1,616	61	0	61	226	0	226	12	0	12
Glider (only)	351	0	351	14	0	14	0	0	0	0	0	0
Nonpilot—Total	20,253	644	20,897	426	55	481	5,791	63	5,854	67	9	76
Mechanic	17,373	489	17,862	27	23	50	5,639	55	5,694	15	7	22
Parachute Rigger	134	5	139	14	1	15	2	0	12	1	0	1
Ground Instructor	355	0	355	15	1	16	59	0	59	3	0	3
Dispatcher	498	52	550	130	12	142	0	2	2	0	0	0
Flight Navigator	1	0	1	0	0	0	0	0	0	0	0	0
Flight Engineer	1,892	98	1,990	240	18	258	81	6	87	48	2	50
Flight Instructor Certificates ¹	5,488	2,209	7,697	1,429	524	1,953	7,854	469	8,323	288	61	349

Note: Additional ratings are entered on current airman certificates as follows:
 Private, commercial, and airline transport pilot—aircraft category, class, and type instrument rating.
 Helicopter pilot—instrument and type ratings.
 Flight instructor—ratings for each aircraft category in which the holder is qualified, and for instrument flying instructions.
 Mechanic—airframe and powerplant ratings.
 Parachute rigger—senior or master rigger—senior or master rigger ratings.
 Ground instructor—ratings for each subject in which the holder is qualified to give instruction.
¹ Special ratings shown on pilot certificates represented above; not included in total.
 N/AP—Not applicable

TABLE 20
PERCENTAGE OF AIRMEN CERTIFICATE ISSUANCES APPROVED BY CATEGORY AND CONDUCTOR
1992

Category of Certificate	Original Issuances		Additional Ratings	
	Examiner	Inspector	Examiner	Inspector
Pilot—Total	84.0%	71.8%	88.9%	88.3%
Recreational	95.6%	100.0%	N/AP	N/AP
Airplane				
Private	82.0%	82.5%	82.3%	80.7%
Commercial	84.9%	50.0%	93.9%	87.4%
Airline Transport	88.3%	65.8%	95.7%	89.5%
Helicopter (only)	100.0%	100.0%	100.0%	100.0%
Glider (only)	100.0%	100.0%	0.0%	0.0%
Nonpilot—Total	96.9%	88.6%	98.9%	88.2%
Mechanic	97.3%	54.0%	99.0%	68.2%
Parachute Rigger	96.4%	93.3%	100.0%	100.0%
Ground Instructor	100.0%	93.8%	100.0%	100.0%
Dispatcher	90.5%	91.5%	0.0%	0.0%
Flight Navigator	100.0%	0.0%	0.0%	0.0%
Flight Engineer	95.1%	93.0%	93.1%	96.0%
Flight Instructor Certificates ¹	71.3%	73.2%	94.4%	82.5%

Note: Additional ratings are entered on current airman certificates as follows:
 Private, commercial, and airline transport pilot—aircraft category, class, and type instrument rating.
 Helicopter pilot—instrument and type ratings.
 Flight instructor—ratings for each aircraft category in which the holder is qualified, and for instrument flying instructions.
 Mechanic—airframe and powerplant ratings.
 Parachute rigger—senior or master rigger—senior or master rigger ratings.
 Ground instructor—ratings for each subject in which the holder is qualified to give instruction.
¹ Special ratings shown on pilot certificates represented above; not included in total.
 N/AP—Not applicable

**TABLE 21
INSTRUMENT RATINGS ISSUED
1983-1992**

Class of Certificate	1983	1984	1985	1986	1987	1988	1989	1990	1991	1992
Total—All Pilots	11,078	10,845	11,699	13,687	18,296	16,810	20,911	22,528	25,992	20,062
AIRPLANE										
Private —Total	7,034	6,590	6,887	8,354	11,142	9,772	11,681	13,065	15,934	13,121
Private Airplane (only)	6,549	6,140	6,438	7,840	10,397	8,946	10,554	11,848	14,362	11,769
Private Airplane, Private Glider	92	91	75	95	135	92	93	111	128	100
Private Airplane, Commercial Glider	5	3	1	1	12	18	18	15	30	13
Private Airplane, Private Helicopter	20	27	26	29	35	40	38	36	59	72
Private Airplane, Private Glider, Private Helicopter	1	0	0	0	13	1	2	0		
Private Airplane, Commercial Helicopter	149	139	172	178	234	272	293	309	359	333
Private Airplane, Other	218	190	175	211	328	404	682	745	994	834
Commercial —Total	2,956	3,275	3,655	4,183	5,996	6,101	8,091	8,338	8,911	6,003
Commercial Airplane (only)	2,376	2736	2,981	3,437	5,044	5,267	7,122	7,408	7,970	5,081
Commercial Airplane, Private Glider	23	28	29	31	48	49	54	54	58	33
Commercial Airplane, Commercial Glider	36	29	32	31	61	41	54	66	54	48
Commercial Airplane, Private Helicopter	5	3	11	5	14	11	12	12	22	17
Commercial Airplane, Commercial Helicopter	495	453	586	666	814	723	843	788	802	810
Commercial Airplane, Private Glider, Commercial Helicopter ..	4	1	2	3	7	3	3	4	1	2
Commercial Airplane, Commercial Glider,										
Commercial Helicopter	14	25	11	9	7	6	1	4	3	9
Commercial Airplane, Other	3	0	3	1	1	1	2	2	1	3
ROTORCRAFT										
Commercial —Total	1,088	980	1,157	1,150	1,158	937	1,139	1,125	1,147	938
Commercial Helicopter	1,085	977	1,156	1,145	1,135	909	1,113	1,097	1,103	898
Commercial Helicopter, Private Glider	0	0	1	0	1	0	0	1	4	0
Commercial Helicopter, Commercial Glider	1	11	0	0	0	0	0	0		
Commercial Helicopter, Airline Transport Helicopter	0	1	0	0	20	22	17	20	28	19
Commercial Helicopter, Other	2	1	0	4	2	6	9	7	12	21

**TABLE 22
STUDENT CERTIFICATES ISSUED, BY MONTH
1983-1992**

YEAR	1983	1984	1985	1986	1987	1988	1989	1990	1991	1992
TOTAL	93,239	90,167	86,060	88,706	85,661	82,110	87,427	88,586	82,205	178,946
January	6,511	7,485	6,414	6,641	6,098	5,410	7,789	6,699	5,704	6,104
February	6,146	6,338	5,233	5,590	6,543	6,157	7,156	6,266	5,541	5,773
March	7,724	7,086	6,809	6,472	7,125	7,133	6,833	7,372	5,950	6,773
April	6,737	6,931	7,492	7,488	7,139	6,606	6,059	7,044	6,513	6,703
May	7,650	7,784	7,749	7,415	6,164	7,014	6,870	7,604	6,622	6,299
June	9,344	8,533	8,279	8,211	8,491	8,539	8,675	8,284	7,932	7,819
July	9,253	9,202	9,249	9,648	8,973	7,796	8,305	9,037	8,442	8,074
August	10,426	9,559	8,892	8,886	8,389	8,981	8,976	9,155	8,580	7,210
September	9,971	7,781	7,973	8,961	8,109	7,624	8,080	7,509	7,630	7,251
October	8,040	8,129	7,892	8,133	7,585	7,133	7,616	8,103	7,956	¹ 6,990
November	6,500	6,291	5,579	5,809	5,912	6,086	6,203	6,551	7,661	¹ 5,410
December	4,937	5,048	4,499	5,452	5,133	3,631	4,865	4,962	3,674	¹ 4,540

¹—estimate

**APPENDIX A
ACTIVE PILOTS
BY STATE AND COUNTY**

**ACTIVE PILOTS
BY STATE AND COUNTY
AS OF DECEMBER 31, 1992**

State-County	Pilots Total	Student	Receational	Private	Commerical	Airline Transport	Miscellaneous	Flight Instructor
ALABAMA								
AUTAUGA	106	16	0	33	32	17	2	12
BALDWIN	342	54	1	124	101	55	7	26
BARBOUR	41	7	0	21	7	5	1	7
BIBB	21	8	0	10	2	1	0	1
BLOUNT	30	4	0	15	4	6	1	2
BULLOCK	8	0	0	6	2	0	0	0
BUTLER	18	6	0	7	3	1	1	1
CALHOUN	154	20	0	74	40	14	6	22
CHAMBERS	31	8	0	13	6	4	0	2
CHEROKEE	25	5	0	2	8	0	0	1
CHILTON	53	12	0	25	11	4	1	5
CHOCTAW	8	0	0	6	1	0	1	1
CLARKE	17	4	0	9	3	1	0	1
CLAY	8	0	0	4	3	1	0	0
CLEBURNE	14	1	0	6	4	2	1	2
COFFEE	625	68	1	145	180	50	181	123
COLBERT	86	12	0	45	24	4	1	7
CONECUH	16	4	0	7	4	1	0	1
COOSA	9	3	0	5	1	0	0	1
COVINGTON	62	20	0	23	12	5	2	4
CRENSHAW	15	3	0	8	3	0	1	0
CULLMAN	91	25	0	38	16	9	3	11
DALE	439	79	0	92	145	29	94	121
DALLAS	72	7	0	33	24	6	2	5
DE KALB	115	33	0	64	15	1	2	7
ELMORE	106	18	0	34	31	21	2	13
ESCAMBIA	39	8	0	12	17	1	1	4
ETOWAH	116	26	0	59	24	5	2	13
FAYETTE	28	7	0	14	5	2	0	1
FRANKLIN	28	7	0	15	5	0	1	2
GENEVA	76	27	0	24	16	4	5	10
GREENE	4	0	0	4	0	0	0	0
HALE	15	3	0	8	3	1	0	1
HENRY	30	6	0	15	8	1	0	3
HOUSTON	244	35	0	87	84	24	14	51
JACKSON	73	15	0	44	9	4	1	4
JEFFERSON	1309	218	1	610	255	199	26	138
LAMAR	10	2	0	4	1	0	0	0
LAUDERDALE	173	36	0	86	36	13	2	17
LAWRENCE	17	6	0	10	1	0	0	0
LEE	230	68	0	96	36	22	8	22
LIMESTONE	70	13	0	37	15	4	1	5
LOWNDES	6	0	0	2	2	2	0	2
MACON	27	11	0	8	7	0	1	4
MADISON	901	158	0	475	203	46	19	89
MARENGO	23	8	0	12	3	0	0	3
MARION	30	6	0	14	9	1	0	4
MARSHALL	154	33	0	78	27	12	4	18
MOBILE	546	102	0	217	128	44	15	55
MONROE	39	6	0	16	12	4	1	5
MONTGOMERY	551	84	1	188	175	88	15	45
MORGAN	199	37	1	105	34	20	1	18
PERRY	6	0	0	3	2	0	1	0
PICKENS	14	1	0	9	2	2	0	0
PIKE	57	9	0	23	14	8	3	6
RANDOLPH	20	1	0	11	5	3	0	1
RUSSELL	44	11	0	16	14	3	0	4
SHELBY	145	33	0	68	30	12	2	15
ST CLAIR	86	8	0	35	26	15	2	10

**ACTIVE PILOTS-CONTINUED
BY STATE AND COUNTY
AS OF DECEMBER 31, 1992**

State-County	Pilots Total	Student	Receational	Private	Commerical	Airline Transport	Miscellaneous	Flight Instructor
ALABAMA—Continued								
SUMTER	12	3	0	6	3	0	0	0
TALLADEGA	66	9	0	34	16	6	1	13
TALLAPOOSA	56	10	0	25	11	10	0	9
TUSCALOOSA	257	50	0	114	62	28	3	28
WALKER	90	14	0	49	16	9	2	7
WASHINGTON	9	0	0	7	2	0	0	2
WILCOX	6	2	0	2	2	0	0	1
WINSTON	33	8	0	19	5	1	0	2
UNKNOWN	5	1	0	1	1	2	0	0
STATE TOTAL	8356	1499	5	3528	2011	873	440	998
ALASKA								
ALEUTIAN ISLANDS DIV	34	7	0	17	10	0	0	0
ANCHORAGE DIV	4684	573	0	2112	1127	826	46	450
ANGOON DIV	2	0	0	0	0	2	0	0
BARROW DIV	43	8	0	18	4	13	0	4
BETHEL DIV	223	37	0	77	64	44	1	27
BRISTOL BAY BOROUGH	94	18	0	41	30	5	0	9
BRISTOL BAY DIV	162	22	0	57	64	19	0	13
CORDOVA MCCARTHY DIV	53	4	0	27	21	1	0	5
FAIRBANKS DIV	1317	184	0	636	323	138	36	137
HAINES DIV	24	4	0	11	6	3	0	6
JUNEAU DIV	323	32	0	145	97	44	5	39
KENAI COOK INLET DIV	640	86	0	335	158	59	2	38
KETCHIKAN DIV	163	16	0	52	61	28	6	16
KOBUK DIV	95	14	0	41	20	20	0	12
KODIAK DIV	223	43	1	82	68	23	6	14
KUSKOKWIM DIV	57	13	0	21	21	2	0	4
MATANUSKA SUSITNA DIV	606	64	0	319	164	55	4	67
NOME DIV	107	17	0	26	29	35	0	13
OUTER KETCHIKAN DIV	2	0	0	2	0	0	0	0
PRINCE OF WALES DIV	12	3	0	4	3	2	0	2
SE FAIRBANKS DIV	78	7	0	43	20	8	0	7
SEWARD DIV	129	22	0	56	24	27	0	19
SITKA DIV	72	16	0	29	21	5	1	4
SKAGWAY YAKUTAT DIV	54	5	0	22	21	6	0	9
THORNE BAY	0	0	0	0	0	0	0	0
UPPER YUKON DIV	30	4	0	14	11	0	1	0
VALDEZ CHITANA WHTR	148	20	0	78	43	6	1	9
WADE HAMPTON DIV	17	1	0	9	4	3	0	1
WRANGEL PTRSBRG DIV	78	14	0	35	22	7	0	6
YUKON KOYUKUK DIV	96	6	0	48	30	12	0	4
UNKNOWN	0	0	0	0	0	0	0	0
STATE TOTAL	9566	1240	1	4357	2466	1393	109	315
ARIZONA								
APACHE	62	16	0	26	14	6	0	7
COCHISE	342	38	1	137	109	49	8	51
COCONINO	513	65	0	248	113	70	17	69
GILA	107	11	0	69	19	6	2	6
GRAHAM	46	3	0	30	12	1	0	4
GREENLEE	9	1	0	4	4	0	0	1
LA PAZ	0	0	0	0	0	0	0	0
MARICOPA	10075	1842	0	3607	2005	2272	349	1714
MOHAVE	404	59	0	226	78	34	7	51
NAVAJO	124	18	0	74	26	4	2	13
PIMA	2507	360	2	1046	593	399	107	247

ACTIVE PILOTS-CONTINUED
BY STATE AND COUNTY
AS OF DECEMBER 31, 1992

State-County	Pilots Total	Student	Recreational	Private	Commerical	Airline Transport	Miscellaneous	Flight Instructor
ARIZONA--Continued								
PINAL	276	40	0	142	65	20	9	29
SANTA CRUZ	57	2	0	28	15	11	1	11
YAVAPAI	924	135	0	420	228	128	13	164
YUMA	432	53	0	176	140	56	7	27
UNKNOWN	5	4	0	1	0	0	0	0
STATE TOTAL	15883	2647	3	6234	3421	3056	522	1994
ARKANSAS								
ARKANSAS	105	19	0	28	54	3	1	14
ASHLEY	55	12	0	23	16	4	0	7
BAXTER	108	18	0	56	25	6	1	10
BENTON	347	68	0	151	92	33	3	37
BOONE	89	10	0	50	20	8	1	3
BRADLEY	9	1	0	5	2	1	0	0
CALHOUN	4	0	0	3	0	1	0	0
CARROLL	45	15	0	14	13	3	0	4
CHICOT	30	5	0	10	14	1	0	2
CLARK	39	15	0	9	8	5	2	7
CLAY	42	12	0	20	9	1	0	5
CLEBURNE	68	14	0	25	16	12	1	12
CLEVELAND	5	3	0	0	2	0	0	0
COLUMBIA	36	8	0	17	6	5	0	5
CONWAY	23	3	0	9	9	1	1	3
CRAIGHEAD	213	44	0	99	55	14	1	16
CRAWFORD	49	3	0	25	11	8	2	4
CRITTENDEN	88	19	0	30	27	10	2	10
CROSS	59	15	0	16	24	3	1	2
DALLAS	10	4	0	5	1	0	0	1
DESHA	52	13	0	16	22	1	0	4
DREW	40	12	0	14	11	3	0	6
FAULKNER	134	25	0	64	28	14	3	14
FRANKLIN	13	4	0	7	1	1	0	1
FULTON	15	3	0	8	2	2	0	1
GARLAND	190	18	0	89	45	34	4	19
GRANT	30	6	0	17	3	4	0	3
GREENE	101	29	0	43	25	3	1	6
HEMPSTEAD	29	6	0	19	2	1	0	1
HOT SPRING	41	6	0	16	11	7	1	6
HOWARD	17	4	0	8	3	2	0	0
INDEPENDENCE	88	15	0	55	13	5	0	3
IZARD	30	3	0	23	4	0	0	1
JACKSON	57	9	0	22	23	2	1	2
JEFFERSON	146	31	0	77	31	7	0	12
JOHNSON	21	1	0	10	10	0	0	0
LAFAYETTE	13	1	0	4	8	0	0	0
LAWRENCE	47	5	0	23	15	1	3	2
LEE	23	3	0	10	9	1	0	1
LINCOLN	17	5	0	6	6	0	0	0
LITTLE RIVER	14	3	0	6	5	0	0	0
LOGAN	12	2	0	6	3	1	0	0
LONOKE	160	19	0	67	53	20	1	27
MADISON	16	1	0	10	4	1	0	3
MARION	28	6	0	14	6	2	0	5
MILLER	64	14	0	26	20	3	1	10
MISSISSIPPI	142	35	0	57	39	11	0	6
MONROE	29	5	0	10	14	0	0	1
MONTGOMERY	18	9	0	4	1	4	0	4
NEVADA	6	1	0	4	1	0	0	1
NEWTON	7	2	0	2	2	1	0	1

**ACTIVE PILOTS-CONTINUED
BY STATE AND COUNTY
AS OF DECEMBER 31, 1992**

State-County	Pilots Total	Student	Recreational	Private	Commerical	Airline Transport	Miscellaneous	Flight Instructor
ARKANSAS—Continued								
OUACHITA	39	10	0	21	6	2	0	5
PERRY	15	1	0	11	1	0	2	0
PHILLIPS	46	10	0	11	20	5	0	7
PIKE	12	1	0	5	2	3	1	4
POINSETT	65	9	0	27	27	2	0	2
POLK	41	9	0	19	7	5	1	6
POPE	116	24	0	63	20	7	2	0
PRAIRIE	29	3	0	7	16	2	1	3
PULASKI	1216	188	0	498	295	204	31	128
RANDOLPH	14	3	0	5	6	0	0	0
SALINE	96	21	0	43	19	10	3	9
SCOTT	16	4	0	7	3	2	0	0
SEARCY	5	1	0	1	1	0	0	0
SEBASTIAN	240	45	0	109	47	30	9	22
SEVIER	26	2	0	16	6	0	1	3
SHARP	20	2	0	10	6	1	1	3
ST FRANCIS	58	11	0	18	26	2	1	4
STONE	21	4	0	12	3	2	0	2
UNION	74	8	0	35	21	10	0	4
VAN BUREN	26	6	0	11	6	3	0	2
WASHINGTON	373	59	0	185	76	51	2	35
WHITE	137	30	0	61	35	10	1	15
WOODRUFF	18	3	0	5	10	0	0	1
YELL	31	8	0	16	5	2	0	0
UNKNOWN	1	0	0	1	0	0	0	0
STATE TOTAL	5758	1047	0	2529	1488	606	88	559
CALIFORNIA								
ALAMEDA	3334	524	0	1473	712	453	172	416
ALPINE	1	0	0	1	0	0	0	0
AMADOR	174	33	0	96	30	12	3	10
BUTTE	722	147	1	362	140	52	20	57
CALAVERAS	167	28	0	78	35	23	3	15
COLUSA	88	6	0	42	36	4	0	4
CONTRA COSTA	2740	383	1	1310	484	440	122	280
DEL NORTE	75	19	0	40	13	3	0	5
EL DORADO	764	86	0	440	147	78	13	64
FRESNO	1690	251	0	825	330	254	30	195
GLENN	123	26	0	62	25	9	1	7
HUMBOLDT	415	71	0	245	63	28	8	32
IMPERIAL	243	33	0	120	78	9	3	16
INYO	119	15	0	60	15	4	5	8
KERN	1870	303	0	904	447	147	69	164
KINGS	304	41	0	123	105	31	4	19
LAKE	177	31	0	107	23	10	6	20
LASSEN	81	7	0	57	12	3	2	5
LOS ANGELES	17672	3304	0	8032	3389	2148	799	1882
MADERA	238	36	0	129	45	25	3	30
MARIN	1208	164	1	544	214	238	47	103
MARIPOSA	76	9	0	42	23	2	0	7
MENDOCINO	378	77	0	208	68	19	6	28
MERCED	560	85	0	234	158	73	10	31
MODOC	31	1	0	24	5	1	0	3
MONO	89	12	0	59	14	4	0	6
MONTEREY	1189	195	0	522	272	141	59	122
NAPA	1028	314	0	324	195	175	30	81
NEVADA	476	47	0	252	90	82	7	45
ORANGE	8160	1177	0	3471	1653	1530	329	856
PLACER	947	112	0	494	186	126	19	66

**ACTIVE PILOTS-CONTINUED
BY STATE AND COUNTY
AS OF DECEMBER 31, 1992**

State-County	Pilots Total	Student	Recreational	Private	Commerical	Airline Transport	Miscellaneous	Flight Instructor
CALIFORNIA—Continued								
PLUMAS	91	16	0	54	19	2	0	7
RIVERSIDE	3444	547	0	1594	649	500	154	333
SACRAMENTO	3144	486	0	1470	608	471	109	309
SAN BENITO	139	25	0	72	24	16	2	6
SAN BERNARDINO	4243	734	0	2104	763	503	139	371
SAN DIEGO	8875	1344	0	3463	2024	1735	309	938
SAN FRANCISCO	998	187	0	442	186	134	49	97
SAN JOAQUIN	859	151	0	444	158	73	33	61
SAN LUIS OBISPO	1096	191	0	584	165	133	23	113
SAN MATEO	3334	369	0	1131	820	928	86	275
SANTA BARBARA	1475	232	0	697	303	183	60	127
SANTA CLARA	5797	965	0	2861	1075	649	247	530
SANTA CRUZ	1001	150	0	550	154	129	18	85
SHASTA	673	109	0	350	135	70	9	67
SIERRA	12	5	0	6	1	0	0	0
SISKIYOU	207	24	0	120	52	8	3	23
SOLANO	1136	179	0	429	240	259	29	102
SONOMA	1960	303	0	967	329	318	43	172
STANISLAUS	859	145	0	454	171	69	20	63
SUTTER	558	87	1	207	147	108	8	53
TEHAMA	149	19	0	79	35	9	7	14
TRINITY	64	9	0	34	17	4	0	6
TULARE	729	109	0	411	158	44	7	44
TUOLUMNE	352	39	0	201	80	27	5	24
VENTURA	2777	370	0	1167	551	601	88	287
YOLO	547	98	0	248	111	82	8	52
YUBA	231	42	0	106	61	16	6	13
MILITARY ²	687	224	0	187	187	56	33	46
UNKNOWN	146	35	0	65	19	26	1	13
STATE TOTAL	90722	14731	4	41197	18239	13285	3266	8788
COLORADO								
ADAMS	1893	281	0	536	398	659	19	310
ALAMOSA	42	7	0	20	14	1	0	6
ARAPAHOE	1756	232	0	564	350	572	38	243
ARCHULETA	56	7	0	31	8	8	2	9
BACA	26	11	0	7	7	1	0	2
BENT	12	1	0	5	6	0	0	1
BOULDER	1834	266	0	740	382	365	81	242
CHAFFEE	54	6	0	28	10	9	1	4
CHEYENNE	3	2	0	1	0	0	0	0
CLEAR CREEK	32	0	0	15	4	11	2	7
CONEJOS	11	3	0	5	3	0	0	1
COSTILLA	3	0	0	3	0	0	0	0
CROWLEY	1	1	0	0	0	0	0	0
CUSTER	14	6	0	6	1	1	0	1
DELTA	78	13	0	33	23	9	0	15
DENVER	2647	396	0	1018	591	555	87	384
DOLORES	2	0	0	0	2	0	0	0
DOUGLAS	685	54	0	174	111	333	13	105
EAGLE	160	26	0	83	30	20	1	19
EL PASO	2364	419	0	813	563	417	152	258
ELBERT	95	6	0	26	23	40	0	18
FREMONT	59	14	0	23	15	6	1	7
GARFIELD	170	22	0	101	31	12	4	16
GILPIN	13	2	0	6	4	0	1	0
GRAND	53	12	0	20	8	13	0	3
GUNNISON	59	10	0	37	8	4	0	4
HINSDALE	10	1	0	6	2	0	1	0

**ACTIVE PILOTS-CONTINUED
BY STATE AND COUNTY
AS OF DECEMBER 31, 1992**

State-County	Pilots Total	Student	Recreational	Private	Commerical	Airline Transport	Miscellaneous	Flight Instructor
COLORADO—Continued								
HUERFANO	11	0	0	6	3	2	0	0
JACKSON	3	2	0	0	1	0	0	1
JEFFERSON	1572	178	0	497	285	573	39	190
KIOWA	11	3	0	4	4	0	0	0
KIT CARSON	42	7	0	19	14	2	0	3
LA PLATA	241	38	0	109	52	33	9	32
LAKE	14	2	0	7	3	2	0	2
LARIMER	627	83	0	290	122	115	17	76
LAS ANIMAS	22	5	0	8	8	1	0	3
LINCOLN	20	1	0	10	7	2	0	3
LOGAN	38	0	0	25	12	1	0	2
MESA	399	54	0	208	84	45	8	42
MINERAL	3	2	0	1	0	0	0	0
MOFFAT	29	7	0	17	4	1	0	1
MONTEZUMA	71	6	0	41	18	4	2	5
MONTROSE	141	13	0	78	36	13	1	18
MORGAN	63	11	0	33	16	2	1	6
OTERO	51	11	0	22	15	3	0	7
OURAY	15	0	0	9	2	4	0	2
PARK	34	5	0	12	5	11	1	2
PHILLIPS	22	1	0	15	5	1	0	3
PITKIN	180	27	0	74	51	22	6	23
PROWERS	56	5	0	28	21	2	0	9
PUEBLO	155	29	1	71	34	14	6	14
RIO BLANCO	45	6	0	20	15	4	0	15
RIO GRANDE	50	6	0	27	12	5	0	6
ROUTT	129	19	0	61	24	23	2	16
SAGUACHE	19	5	0	9	5	0	0	1
SAN JUAN	0	0	0	0	0	0	0	0
SAN MIGUEL	51	8	0	19	11	9	4	11
SEDGWICK	3	0	0	3	0	0	0	0
SUMMIT	91	10	0	31	16	32	2	12
TELLER	64	8	0	26	16	13	1	6
WASHINGTON	20	1	0	15	4	0	0	1
WELD	510	66	0	240	136	60	8	77
YUMA	58	9	0	33	15	1	0	5
UNKNOWN	2	0	0	0	0	1	1	1
STATE TOTAL	16994	2428	1	6369	3650	4037	511	2250
CONNECTICUT								
FAIRFIELD	2708	396	1	971	455	809	76	286
HARTFORD	1717	272	0	766	358	259	62	203
LITCHFIELD	677	95	0	245	109	208	20	63
MIDDLESEX	398	68	0	173	79	70	8	39
NEW HAVEN	1363	244	0	609	225	236	49	142
NEW LONDON	524	86	1	226	102	93	16	46
TOLLAND	366	65	0	175	63	46	17	34
WINDHAM	246	50	0	131	35	29	1	18
UNKNOWN	2	0	0	2	0	0	0	0
STATE TOTAL	8001	1276	2	3298	1426	1750	249	831
DELAWARE								
KENT	500	95	0	152	125	124	4	58
NEW CASTLE	915	152	0	400	168	159	36	134
SUSSEX	255	44	0	122	55	32	2	32
UNKNOWN	1	0	0	1	0	0	0	0
STATE TOTAL	1671	291	0	675	348	315	42	224
DIST OF COLUMBIA								
DIST OF COLUMBI	515	101	0	230	107	44	33	47
FLORIDA								
ALACHUA	560	111	0	267	115	56	11	54

**ACTIVE PILOTS-CONTINUED
BY STATE AND COUNTY
AS OF DECEMBER 31, 1992**

State-County	Pilots Total	Student	Recreational	Private	Commerical	Airline Transport	Miscellaneous	Flight Instructor
FLORIDA—Continued								
BAKEM	15	3	0	7	4	1	0	0
BAY	575	82	0	206	188	92	7	68
BRADFORD	23	6	0	12	3	2	0	1
BREVARD	2180	302	0	927	576	340	35	300
BROWARD	5000	627	0	1665	1101	1558	49	655
CALHOUN	28	4	0	11	9	4	0	2
CHARLOTTE	357	38	1	167	66	81	4	39
CITRUS	223	28	0	128	40	24	3	16
CLAY	600	71	0	159	192	171	7	55
COLLIER	894	106	0	381	160	235	12	92
COLUMBIA	74	10	0	36	18	9	1	5
DADE	6466	963	0	1713	1588	2078	124	647
DE SOTO	69	11	0	37	20	1	0	7
DIXIE	15	1	1	7	3	3	0	3
DUVAL	1961	317	1	725	542	344	32	200
ESCAMBIA	1321	186	0	334	400	356	45	85
FLAGLER	113	23	1	35	37	17	0	20
FRANKLIN	12	3	0	6	2	1	0	1
GADSDEN	59	8	0	29	12	6	4	6
GILCHRIST	8	1	0	3	2	2	0	0
GLADES	19	5	0	9	4	1	0	1
GULF	18	4	0	7	3	4	0	0
HAMILTON	9	2	0	3	3	1	0	1
HARDEE	51	5	0	32	8	5	1	2
HENDRY	78	14	0	31	18	15	0	11
HERNANDO	229	32	0	114	53	26	4	20
HIGHLANDS	204	19	0	115	37	30	3	25
HILLSBOROUGH	1912	354	1	781	401	337	38	173
HOLMES	22	2	0	10	7	2	1	2
INDIAN RIVER	777	95	0	297	251	126	8	140
JACKSON	77	14	0	32	23	6	2	5
JEFFERSON	12	2	0	4	5	1	0	0
LAFAYETTE	8	1	0	2	2	2	1	0
LAKE	546	66	0	274	120	80	6	63
LEE	1159	159	0	529	253	209	9	98
LEON	534	103	0	249	105	65	12	53
LEVY	62	16	0	24	16	6	0	3
LIBERTY	6	3	0	0	2	1	0	2
MADISON	18	4	0	6	3	4	1	2
MANATEE	553	102	0	222	114	105	10	65
MARION	574	96	1	278	116	78	5	58
MARTIN	552	63	0	230	135	120	4	71
MONROE	702	97	0	255	131	214	5	63
NASSAU	233	23	0	94	62	51	3	30
OKALOOSA	1197	148	0	312	381	331	25	113
OKEECHOBEE	149	26	0	62	32	29	0	17
ORANGE	2494	398	1	1038	525	473	59	289
OSCEOLA	287	40	0	114	71	58	4	43
PALM BEACH	3431	502	0	1376	711	788	54	386
PASCO	467	67	1	238	94	77	10	46
PINELLAS	3036	535	1	1291	588	577	44	278
POLK	1012	149	0	514	206	126	17	120
PUTNAM	106	16	0	51	20	14	5	11
SANTA ROSA	538	46	0	102	196	167	27	30
SARASOTA	1117	150	1	517	269	168	12	117
SEMINOLE	1150	177	0	443	321	186	23	175
ST JOHNS	352	47	0	153	76	67	9	42
ST LUCIE	435	78	1	185	115	54	2	49

**ACTIVE PILOTS-CONTINUED
BY STATE AND COUNTY
AS OF DECEMBER 31, 1992**

State-County	Pilots Total	Student	Recreational	Private	Commerical	Airline Transport	Miscellaneous	Flight Instructor
FLORIDA—Continued								
SUMTER	52	8	0	32	10	2	0	1
SUWANNE	85	18	0	37	19	9	2	9
TAYLOR	29	4	0	18	4	2	1	3
UNION	8	3	0	2	2	1	0	0
VOLUSIA	2507	441	1	987	662	381	35	462
WAKULLA	16	3	0	8	2	3	0	1
WALTON	53	10	0	22	12	7	2	2
WASHINGTON	32	6	0	14	7	4	1	3
MILITARY ²	125	20	0	32	43	12	18	11
UNKNOWN	31	3	0	16	8	4	0	2
STATE TOTAL	47637	7077	12	18017	11324	10410	797	5354
GEORGIA								
APPLING	20	4	0	13	2	1	0	1
ATKINSON	3	1	0	2	0	0	0	1
BACON	17	5	0	11	1	0	0	0
BAKER	3	1	0	0	2	0	0	0
BALDWIN	217	35	0	65	79	37	1	21
BANKS	4	1	0	2	0	1	0	0
BARROW	57	13	0	23	12	8	1	7
BARTOW	94	20	0	44	14	15	1	11
BEN HILL	18	3	0	10	4	1	0	0
BERRIEN	35	11	0	15	7	2	0	2
BIBB	244	43	0	105	66	27	3	36
BLECKLEY	30	4	0	8	17	1	0	7
BRANTLEY	3	1	0	1	1	0	0	1
BROOKS	10	0	0	2	8	0	0	0
BRYAN	50	7	0	10	19	11	3	4
BULLOCH	95	16	0	51	21	6	1	9
BURKE	27	5	0	14	6	2	0	2
BUTTS	30	5	0	15	3	6	1	1
CALHOUN	16	3	0	4	9	0	0	1
CAMDEN	35	8	0	17	6	4	0	5
CANDLER	20	1	0	11	7	1	0	0
CARROLL	181	45	0	67	30	38	1	22
CATOOSA	48	6	0	15	20	5	2	8
CHARLTON	9	0	0	7	1	0	1	1
CHATHAM	474	55	0	154	103	128	34	56
CHATTAHOOCHEE	25	8	0	7	4	0	6	0
CHATTOOGA	23	4	0	14	3	2	0	1
CHEROKEE	286	34	0	103	57	90	2	24
CLARKE	224	55	0	88	46	31	4	23
CLAY	2	0	0	1	1	0	0	0
CLAYTON	432	72	0	134	87	127	12	50
CLINCH	5	1	0	4	0	0	0	0
COBB	2646	336	0	705	468	1097	10	272
COFFEE	40	12	0	19	6	3	0	3
COLOQUITT	70	16	0	33	15	4	2	6
COLUMBIA	191	47	0	83	32	25	4	20
COOK	25	8	0	8	7	2	0	3
COWETA	378	49	0	83	58	185	3	44
CRAWFORD	6	3	0	2	0	1	0	0
CRISP	35	0	0	19	16	0	0	2
DADE	9	3	0	4	1	1	0	0
DAWSON	23	6	0	10	2	5	0	2
DE KALP	1687	295	0	599	307	440	46	176
DECATUR	38	7	0	17	11	3	0	6
DODGE	13	5	0	6	2	0	0	0
DOOLY	26	8	0	10	8	0	0	1

**ACTIVE PILOTS-CONTINUED
BY STATE AND COUNTY
AS OF DECEMBER 31, 1992**

State-County	Pilots Total	Student	Recreational	Private	Commerical	Airline Transport	Miscellaneous	Flight Instructor
GEORGIA—Continued								
DOUGHERTY	136	25	0	63	34	12	2	14
DOUGLAS	235	42	0	79	40	69	5	35
EARLY	13	1	0	7	5	0	0	0
ECHOLS	0	0	0	0	0	0	0	0
EFFINGHAM	30	10	0	7	6	6	1	4
ELBERT	25	6	0	11	6	1	1	3
EMANUEL	14	1	0	7	4	2	0	0
EVANS	9	0	0	7	1	1	0	0
FANNIN	32	8	0	12	9	3	0	0
FAYETTE	1420	73	0	174	233	936	4	110
FLOYD	157	35	0	78	35	8	1	17
FORSYTH	126	22	0	43	13	47	1	11
FRANKLIN	22	3	0	13	2	4	0	0
FULTON	2222	279	0	761	380	764	38	165
GILMER	23	10	0	8	2	3	0	2
GLASCOCK	0	0	0	0	0	0	0	0
GLYNN	211	31	0	108	46	24	2	18
GORDON	52	14	0	24	9	5	0	3
GRADY	24	7	0	6	10	1	0	3
GREENE	20	2	0	3	4	11	0	1
GWINNETT	1219	207	0	491	191	301	29	118
HABERSHAM	57	12	0	23	14	7	1	4
HALL	322	45	0	109	47	118	3	24
HANCOCK	4	0	0	2	2	0	0	0
HARALSON	21	5	0	11	1	4	0	2
HARRIS	35	11	0	9	6	9	0	3
HART	12	0	0	7	2	3	0	1
HEARD	10	5	0	1	2	1	1	0
HENRY	260	36	0	87	65	68	4	29
HOUSTON	196	34	0	67	73	17	5	13
IRWIN	7	1	0	3	3	0	0	1
JACKSON	53	7	0	30	11	5	0	5
JASPER	14	0	0	3	4	7	0	2
JEFF DAVIS	11	4	0	5	2	0	0	0
JEFFERSON	25	4	1	14	4	2	0	0
JENKINS	5	2	0	3	0	0	0	0
JOHNSON	10	3	0	4	2	1	0	2
JONES	9	1	0	6	1	1	0	1
LAMAR	27	4	0	7	4	12	0	3
LANIER	4	1	0	0	2	1	0	2
LAURENS	56	6	0	30	12	5	3	7
LEE	25	9	0	9	5	2	0	1
LIBERTY	30	10	0	14	4	0	2	0
LINCOLN	8	1	0	2	3	2	0	0
LONG	2	0	0	1	0	1	0	1
LOWNDES	202	34	0	86	54	25	3	16
LUMPKIN	31	1	0	13	9	7	1	6
MACON	16	4	0	9	3	0	0	0
MADISON	19	4	0	7	5	2	1	2
MARION	2	0	0	2	0	0	0	0
MCDUFFIE	29	6	0	14	8	1	0	4
MCINTOSH	28	10	0	11	5	2	0	2
MERIWETHER	37	6	0	13	6	12	0	4
MILLER	16	2	0	5	9	0	0	0
MITCHELL	26	1	0	10	13	2	0	3
MONROE	18	0	0	9	5	2	1	2
MONTGOMERY	8	4	0	2	0	1	1	0
MORGAN	33	5	0	8	6	14	0	5

**ACTIVE PILOTS-CONTINUED
BY STATE AND COUNTY
AS OF DECEMBER 31, 1992**

State-County	Pilots Total	Student	Recreational	Private	Commerical	Airline Transport	Miscellaneous	Flight Instructor
GEORGIA—Continued								
MURRAY	27	6	0	13	2	0	1	5
MUSCOGEE	355	65	0	141	85	50	14	36
NEWTON	73	8	0	28	13	22	2	8
OCONEE	58	10	0	22	11	15	0	6
OGLETHORPE	8	1	0	4	2	0	1	1
PAULDING	56	11	0	27	9	9	0	3
PEACH	52	9	0	21	15	7	0	3
PICKENS	51	7	0	31	10	3	0	4
PIERCE	14	4	0	8	2	0	0	2
PIKE	78	5	0	20	15	37	1	4
POLK	37	9	0	14	8	6	0	6
PULASKI	15	5	0	6	4	0	0	1
PUTNAM	24	1	0	13	4	6	0	2
QUITMAN	2	0	0	1	0	1	0	0
RABUN	16	4	0	5	2	4	1	1
RANDOLPH	1	1	0	0	0	0	0	0
RICHMOND	223	56	0	104	38	17	8	19
ROCKDALE	160	20	0	59	26	53	2	11
SCHLEY	2	0	0	2	0	0	0	0
SCREVEN	28	7	0	12	7	2	0	7
SEMINOLE	21	3	0	9	8	1	0	1
SPALDING	193	21	0	67	39	61	5	26
STEPHENS	51	13	0	22	12	4	0	2
STEWART	8	1	0	4	3	0	0	0
SUMTER	43	9	0	18	14	2	0	4
TALBOT	6	2	0	2	1	0	1	0
TALIAFERRO	1	0	0	0	0	1	0	0
TATTNALL	12	1	0	5	5	1	0	3
TAYLOR	13	3	0	5	4	1	0	2
TELFAIR	13	3	1	4	3	0	2	1
TERRELL	27	5	0	16	5	1	0	1
THOMAS	77	19	0	29	18	10	1	6
TIFT	80	20	0	43	16	0	1	5
TOOMBS	30	8	0	15	7	0	0	2
TOWNS	10	0	0	7	1	1	1	0
TREUTLEN	1	0	0	0	1	0	0	0
TROUP	95	22	0	36	13	22	2	4
TURNER	13	1	0	4	7	1	0	1
TWIGGS	6	1	0	3	0	0	2	0
UNION	27	8	0	12	4	3	0	2
UPSON	58	18	0	25	5	9	1	5
WALKER	154	36	0	55	26	33	4	12
WALTON	91	11	0	50	11	17	2	8
WARE	24	2	0	18	4	0	0	3
WARREN	1	0	0	1	0	0	0	0
WASHINGTON	23	0	0	13	7	3	0	6
WAYNE	25	4	0	11	8	1	1	2
WEBSTER	2	1	0	0	1	0	0	0
WHEELER	0	0	0	0	0	0	0	0
WHITE	40	5	0	15	5	13	2	3
WHITFIELD	130	28	0	71	19	9	3	9
WILCOX	14	2	0	6	5	1	0	1
WILKES	15	1	0	8	2	4	0	3
WILKINSON	9	2	0	4	1	1	1	1
WORTH	22	4	0	10	5	1	2	1
UNKNOWN	1	0	0	1	0	0	0	0
STATE TOTAL	18198	2799	2	6273	3504	5281	339	1711
HAWAII								

**ACTIVE PILOTS-CONTINUED
BY STATE AND COUNTY
AS OF DECEMBER 31, 1992**

State-County	Pilots Total	Student	Recreational	Private	Commerical	Airline Transport	Miscellaneous	Flight Instructor
GEORGIA—Continued								
HAWAII	318	56	0	113	59	61	29	37
HONOLULU	2563	212	0	603	552	807	191	299
KALAWAO	0	0	0	0	0	0	0	0
KAUAI	122	19	0	36	36	14	17	12
MAUI	290	47	0	120	51	42	20	40
MILITARY ²	21	5	0	6	6	3	1	3
UNKNOWN	0	0	0	0	0	0	0	0
STATE TOTAL	3314	537	0	878	714	927	258	391
IDAHO								
ADA	1283	172	1	535	267	274	34	152
ADAMS	15	1	0	7	6	1	0	3
BANNOCK	229	48	0	124	44	9	4	15
BEAR LAKE	1	1	0	0	0	0	0	0
BENEWAH	29	3	0	18	7	0	1	2
BINGHAM	118	18	0	70	27	3	0	10
BLAINE	235	34	0	114	47	33	7	15
BOISE	15	4	0	9	0	2	0	0
BONNER	119	18	0	62	23	11	5	12
BONNEVILLE	278	43	0	174	46	12	3	20
BOUNDARY	42	3	0	22	12	3	2	4
BUTTE	22	4	0	12	6	0	0	1
CAMAS	5	0	0	5	0	0	0	1
CANYON	344	80	0	173	71	19	1	23
CARIBOU	32	9	0	18	1	4	0	2
CASSIA	55	13	0	27	14	1	0	4
CLARK	2	1	0	0	1	0	0	0
CLEARWATER	16	5	0	6	5	0	0	2
CUSTER	20	1	0	10	7	2	0	7
ELMORE	139	36	0	50	36	16	1	4
FRANKLIN	26	4	0	14	8	0	0	3
FREMONT	35	4	0	19	11	1	0	4
GEM	42	6	0	26	8	2	0	5
GOODING	41	12	0	19	8	2	0	4
IDAHO	55	7	0	30	15	3	0	4
JEFFERSON	45	9	0	24	10	1	1	3
JEROME	48	10	0	30	6	0	2	1
KOOTENAI	352	48	0	164	67	65	8	40
LATAH	139	23	0	76	31	5	4	10
LEMHI	49	9	0	24	14	2	0	3
LEWIS	29	10	0	11	7	1	0	0
LINCOLN	6	0	0	5	1	0	0	0
MADISON	65	12	0	39	10	2	2	5
MINIDOKA	41	13	0	20	4	1	3	0
NEZ PERCE	139	36	0	67	27	5	4	11
ONEIDA	7	2	0	5	0	0	0	0
OWYHEE	18	6	0	8	4	0	0	0
PAYETTE	61	7	0	26	19	7	2	10
POWER	15	5	0	6	2	2	0	2
SHOSHONE	25	8	0	12	3	1	1	1
TETON	32	8	0	12	6	5	1	6
TWIN FALLS	191	25	0	120	35	9	2	15
VALLEY	97	11	0	47	28	9	2	6
WASHINGTON	22	4	0	10	6	2	0	4
UNKNOWN	0	0	0	0	0	0	0	0
STATE TOTAL	4579	773	1	2250	950	515	90	414
ILLINOIS								
ADAMS	158	26	1	94	21	16	0	19
ALEXANDER	7	2	0	5	0	0	0	0
BOND	24	6	0	10	6	2	0	3

**ACTIVE PILOTS-CONTINUED
BY STATE AND COUNTY
AS OF DECEMBER 31, 1992**

State-County	Pilots Total	Student	Recreational	Private	Commerical	Airline Transport	Miscellaneous	Flight Instructor
ILLINOIS—Continued								
BOONE	107	14	0	44	20	28	1	11
BROWN	13	0	0	10	3	0	0	2
BUREAU	112	21	0	65	22	8	0	12
CALHOUN	3	1	0	1	1	0	0	2
CARROLL	34	6	0	19	6	3	0	1
CASS	23	6	1	10	5	0	1	2
CHAMPAIGN	513	105	0	227	119	48	14	73
CHRISTIAN	42	8	0	23	7	4	0	7
CLARK	32	8	0	16	7	1	0	1
CLAY	20	5	0	10	5	0	0	3
CLINTON	62	13	0	28	11	8	2	5
COLES	95	20	0	55	18	2	0	5
COOK	6647	1264	2	2850	1328	1040	163	799
CRAWFORD	40	3	0	27	6	4	0	4
CUMBERLAND	10	3	0	4	2	1	0	0
DE KALB	297	63	0	146	52	32	4	31
DE WITT	37	6	0	23	8	0	0	3
DOUGLAS	20	4	0	13	3	0	0	1
DU PAGE	2949	494	0	1220	573	596	66	371
EDGAR	35	5	0	17	7	6	0	4
EDWARDS	10	3	0	5	1	1	0	1
EFFINGHAM	50	9	0	28	10	3	0	3
FAYETTE	17	3	0	9	3	1	1	2
FORD	32	9	0	14	6	2	1	5
FRANKLIN	54	6	0	33	10	4	1	7
FULTON	83	22	0	45	12	4	0	7
GALLATIN	7	1	0	4	1	1	0	2
GREENE	23	0	0	19	3	1	0	1
GRUNDY	130	29	0	61	22	17	1	13
HAMILTON	12	4	0	6	1	1	0	2
HANCOCK	53	7	0	36	8	2	0	4
HARDIN	1	0	0	1	0	0	0	0
HENDERSON	12	1	0	10	1	0	0	0
HENRY	125	17	0	73	25	8	2	12
IROQUOIS	59	8	0	30	14	6	1	6
JACKSON	202	47	0	86	54	14	1	39
JASPER	17	5	0	9	2	1	0	0
JEFFERSON	67	12	0	33	13	9	0	8
JERSEY	40	4	0	21	10	3	2	3
JO DAVIESS	42	9	0	19	6	8	0	7
JOHNSON	25	4	0	13	7	1	0	6
KANE	1467	204	0	562	275	403	23	210
KANKAKEE	189	38	1	84	46	18	2	28
KENDALL	114	19	0	61	21	12	1	10
KNOX	155	22	0	91	28	14	0	14
LA SALLE	269	41	0	155	46	21	6	28
LAKE	1868	288	1	791	338	421	29	206
LAWRENCE	34	3	0	14	6	8	3	5
LEE	70	13	0	33	14	10	0	11
LIVINGSTON	65	12	0	33	14	6	0	16
LOGAN	48	7	0	25	10	6	0	8
MACON	272	31	0	154	46	37	4	31
MACOUPIN	89	26	0	39	20	2	2	6
MADISON	573	103	1	270	109	76	14	74
MARION	91	22	0	48	14	7	0	13
MARSHALL	51	5	0	38	6	2	0	4
MASSON	31	9	0	8	12	2	0	5
MASSAC	23	3	0	13	6	1	0	3

**ACTIVE PILOTS-CONTINUED
BY STATE AND COUNTY
AS OF DECEMBER 31, 1992**

State-County	Pilots Total	Student	Recreational	Private	Commerical	Airline Transport	Miscellaneous	Flight Instructor
ILLINOIS—Continued								
MCDONOUGH	75	6	0	42	18	7	2	11
MCHENRY	1409	188	0	443	221	550	7	163
MCLEAN	374	87	0	169	65	50	3	43
MENARD	24	1	0	9	8	2	4	6
MERCER	33	11	0	14	6	2	0	5
MONROE	67	13	0	39	10	5	0	6
MONTGOMERY	66	14	0	30	15	7	0	9
MORGAN	80	13	0	46	15	6	0	6
MOULTRIE	35	8	0	16	8	3	0	4
OGLE	159	22	0	73	37	25	2	25
PEORIA	455	74	1	215	113	48	4	65
PERRY	45	9	0	23	12	1	0	8
PIATT	52	3	0	31	13	4	1	6
PIKE	26	3	0	13	8	2	0	2
POPE	1	0	0	1	0	0	0	0
PULASKI	7	2	0	4	1	0	0	0
PUTNAM	22	3	0	14	5	0	0	2
RANDOLPH	71	23	0	36	5	7	0	3
RICHLAND	45	5	1	23	14	1	1	8
ROCK ISLAND	275	51	0	114	65	43	2	44
SALINE	26	7	0	16	1	2	0	2
SANGAMON	541	83	0	261	109	82	6	75
SCHUYLER	21	3	0	11	4	3	0	2
SCOTT	7	1	0	5	1	0	0	0
SHELBY	35	6	1	20	6	2	0	2
ST CLAIR	850	165	0	274	241	150	20	81
STARK	16	3	0	12	1	0	0	0
STEPHENSON	162	18	1	97	32	13	1	18
TAZEWELL	211	32	0	107	51	18	3	23
UNION	20	4	0	10	3	2	1	1
VERMILION	139	20	0	81	29	6	3	9
WABASH	22	4	0	13	3	2	0	2
WARREN	47	15	0	23	9	0	0	3
WASHINGTON	8	2	0	3	3	0	0	0
WAYNE	20	3	0	12	3	2	0	4
WHITE	28	5	0	13	9	0	1	3
WHITESIDE	123	21	0	69	23	8	2	7
WILL	777	134	0	409	134	87	13	82
WILLIAMSON	123	18	0	66	31	8	0	20
WINNEBAGO	755	108	0	333	140	160	14	103
WOODFORD	49	6	0	25	12	6	0	6
UNKNOWN	1	0	0	1	0	0	0	0
STATE TOTAL	25056	4323	11	11107	4934	4246	435	3021
INDIANA								
ADAMS	60	10	0	33	13	2	2	5
ALLEN	784	125	0	387	156	100	16	79
BARTHOLOMEW	171	24	0	79	38	29	1	16
BENTON	20	1	0	15	2	1	1	1
BLACKFORD	23	0	0	15	6	2	0	4
BOONE	119	25	0	52	26	13	3	12
BROWN	13	7	0	3	2	1	0	0
CARROLL	43	15	0	19	8	1	0	5
CASS	83	19	0	42	19	3	0	7
CLARK	194	45	0	81	36	31	1	21
CLAY	65	11	0	31	13	10	0	8
CLINTON	68	22	0	34	10	1	1	3
CRAWFORD	12	2	0	8	2	0	0	0
DAVISS	60	9	0	36	11	2	2	8

**ACTIVE PILOTS-CONTINUED
BY STATE AND COUNTY
AS OF DECEMBER 31, 1992**

State-County	Pilots Total	Student	Recreational	Private	Commerical	Airline Transport	Miscellaneous	Flight Instructor
INDIANA—Continued								
DE KALB	89	14	0	56	13	6	0	11
DEARBORN	99	11	0	36	12	40	0	10
DECATUR	52	7	0	33	7	5	0	4
DELAWARE	207	32	0	100	48	24	3	24
DUBOIS	54	13	0	18	17	6	0	7
ELKHART	320	57	0	171	44	46	2	46
FAYETTE	41	9	0	22	7	3	0	2
FLOYD	210	38	1	70	36	61	4	31
FOUNTAIN	40	6	0	21	13	0	0	13
FRANKLIN	22	6	0	9	3	4	0	0
FULTON	46	5	1	19	13	8	0	6
GIBSON	63	11	0	30	16	4	2	9
GRANT	116	27	0	55	22	2	0	12
GREENE	56	16	0	32	6	2	0	4
HAMILTON	428	63	1	223	93	42	6	36
HANCOCK	136	19	1	88	19	8	1	15
HARRISON	69	12	0	37	6	12	2	2
HENDRICKS	286	45	0	114	68	58	1	39
HENRY	90	24	0	46	15	5	0	2
HOWARD	245	43	0	125	55	20	2	19
HUNTINGTON	96	22	0	48	17	9	0	11
JACKSON	76	27	0	29	15	4	1	6
JASPER	59	14	0	32	9	3	1	3
JAY	39	5	0	21	9	4	0	3
JEFFERSON	47	9	0	23	11	4	0	7
JENNINGS	38	8	0	25	3	2	0	0
JOHNSON	328	61	0	155	57	50	5	40
KNOX	75	11	0	36	23	4	1	10
KOSCIUSKO	180	24	0	99	33	24	0	13
LA PORTE	233	38	0	128	48	19	0	23
LAGRANGE	41	10	0	18	9	4	0	5
LAKE	636	146	0	296	124	65	5	78
LAWRENCE	62	10	0	38	9	5	0	9
MADISON	223	37	0	123	50	11	2	25
MARION	1674	322	0	767	322	216	47	184
MARSHALL	117	20	0	65	19	11	2	15
MARTIN	14	2	0	8	3	1	0	1
MIAMI	128	19	0	54	31	24	0	8
MONROE	235	43	0	104	49	25	10	30
MONTGOMERY	137	22	0	83	26	6	0	11
MORGAN	141	20	0	70	24	3	3	22
NEWTON	26	5	0	16	4	1	0	0
NOBLE	68	11	0	34	17	2	4	5
OHIO	5	1	0	1	0	3	0	1
ORANGE	37	15	0	16	6	0	0	2
OWEN	26	7	0	11	5	3	0	3
PARKE	44	14	0	19	5	6	0	1
PERRY	21	1	0	13	4	3	0	3
PIKE	18	4	0	10	3	1	0	2
PORTER	310	52	0	162	51	43	2	28
POSEY	37	5	0	22	6	4	0	3
PULASKI	40	8	0	26	6	0	0	0
PUTNAM	60	10	0	37	9	4	0	4
RANDOLPH	51	5	0	39	6	1	0	1
RIPLEY	65	6	0	24	10	25	0	6
RUSH	22	6	0	9	6	1	0	4
SCOTT	33	13	0	13	6	1	0	2
SHELBY	85	12	0	51	20	0	2	7

**ACTIVE PILOTS-CONTINUED
BY STATE AND COUNTY
AS OF DECEMBER 31, 1992**

State-County	Pilots Total	Student	Recreational	Private	Commerical	Airline Transport	Miscellaneous	Flight Instructor
INDIANA—Continued								
SPENCER	35	7	0	24	2	2	0	1
ST JOSEPH	498	90	1	258	88	57	4	56
STARKE	31	9	0	12	5	5	0	4
STEBEN	81	23	0	39	14	4	1	5
SULLIVAN	70	12	0	32	24	2	0	11
SWITZERLAND	5	2	0	1	1	1	0	1
TIPPECANOE	461	92	0	221	110	34	4	61
TIPTON	30	5	0	17	8	0	0	2
UNION	5	3	0	1	1	0	0	1
VANDEBURGH	277	49	0	154	49	22	3	29
VERMILLION	36	4	0	19	13	0	0	5
VIGO	271	56	0	114	73	26	2	44
WABASH	71	16	0	33	18	3	1	6
WARREN	10	2	0	4	3	1	0	0
WARRICK	90	12	0	50	18	9	1	9
WASHINGTON	47	18	0	14	8	6	1	6
WAYNE	120	22	0	66	19	10	3	12
WELLS	68	12	0	34	14	8	0	12
WHITE	69	15	0	30	16	8	0	9
WHITLEY	67	7	0	46	10	4	0	6
UNKNOWN	71	6	0	40	11	12	2	4
STATE TOTAL	12324	2280	5	6084	2415	1383	157	1309
IOWA								
ADAIR	20	5	0	11	4	0	0	0
ADAMS	16	2	0	8	5	1	0	1
ALLAMAKEE	31	4	0	21	4	2	0	3
APPANOOSE	36	5	0	21	8	2	0	6
AUDUBON	13	0	0	8	5	0	0	3
BENTON	33	7	0	17	6	3	0	2
BLACK HAWK	306	35	0	187	66	14	4	27
BOONE	44	6	1	25	7	2	3	6
BREMER	43	4	0	25	11	3	0	5
BUCHANAN	34	6	0	21	5	2	0	2
BUENA VISTA	51	8	0	34	8	1	0	3
BUTLER	41	4	0	21	12	4	0	1
CALHOUN	42	7	0	22	12	1	0	1
CARROLL	50	5	0	32	10	3	0	1
CASS	49	7	0	24	16	1	1	5
CEDAR	27	3	0	20	3	1	0	0
CERRO GORDO	111	18	0	68	17	8	0	9
CHEROKEE	63	4	0	47	7	5	0	6
CHICKASAW	22	3	0	15	3	1	0	2
CLARKE	15	3	1	6	4	1	0	0
CLAY	52	6	0	23	11	12	0	11
CLAYTON	35	7	0	19	7	2	0	2
CLINTON	65	16	0	33	9	5	2	5
CRAWFORD	27	1	0	17	7	2	0	4
DALLAS	69	13	0	33	17	6	0	9
DAVIS	22	10	0	7	5	0	0	4
DECATUR	17	1	0	12	4	0	0	2
DELAWARE	25	2	0	19	4	0	0	2
DES MOINES	105	14	0	61	25	5	0	7
DICKINSON	76	8	0	44	17	7	0	9
DUBUQUE	213	46	0	108	39	18	2	24
EMMET	49	13	0	21	9	4	2	8
FAYETTE	34	4	0	22	6	2	0	2
FLOYD	48	6	0	27	10	5	0	4
FRANKLIN	20	1	0	14	3	2	0	3

**ACTIVE PILOTS-CONTINUED
BY STATE AND COUNTY
AS OF DECEMBER 31, 1992**

State-County	Pilots Total	Student	Recreational	Private	Commerical	Airline Transport	Miscellaneous	Flight Instructor
IOWA—Continued								
FREMONT	24	0	0	22	1	1	0	0
GREENE	27	1	0	17	9	0	0	3
GRUNDY	33	7	0	17	7	2	0	2
GUTHRIE	27	2	0	19	2	4	0	5
HAMILTON	43	8	0	27	6	0	0	5
HANCOCK	28	5	0	18	5	0	0	1
HARDIN	48	5	0	28	13	2	0	6
HARRISON	20	3	0	11	3	3	0	1
HENRY	44	7	0	27	6	2	2	4
HOWARD	22	2	0	17	2	1	0	2
HUMBOLDT	32	2	0	19	9	2	0	3
IDA	16	0	0	9	6	1	0	3
IOWA	25	2	0	17	5	1	0	3
JACKSON	25	6	0	14	3	1	1	3
JASPER	82	7	0	55	12	7	1	10
JEFFERSON	77	15	0	41	15	6	0	5
JOHNSON	246	40	0	152	38	13	3	20
JONES	35	9	0	21	4	1	0	1
KEOKUK	28	3	0	13	9	3	0	9
KOSSUTH	48	5	0	26	14	3	0	7
LEE	83	17	0	45	13	7	1	9
LINN	532	91	1	298	102	36	4	55
LCUISA	21	3	0	11	7	0	0	2
LUCAS	17	2	0	7	8	0	0	2
LYON	30	5	0	16	8	1	0	3
MADISON	25	6	0	15	4	0	0	2
MAHASKA	64	10	0	36	15	3	0	6
MARION	79	9	0	50	15	3	2	5
MARSHALL	87	11	0	50	20	5	1	13
MILLS	24	4	0	12	2	5	1	2
MITCHELL	41	6	0	27	6	1	1	2
MONONA	31	3	0	17	10	1	0	2
MONROE	15	0	0	12	3	0	0	1
MONTGOMERY	38	5	0	22	9	2	0	4
MUSCATINE	82	9	0	48	16	9	0	11
O BRIEN	36	7	0	20	9	0	0	2
OSCEOLA	18	3	0	12	3	0	0	1
PAGE	62	9	0	39	11	1	2	6
PALO ALTO	36	7	0	18	10	1	0	5
PLYMOUTH	37	8	0	21	3	5	0	3
POCAHONTAS	31	4	0	17	6	4	0	3
POLK	858	139	0	447	175	89	8	96
POTTAWATTAMIE	143	26	0	67	33	13	4	13
POWESHINK	50	7	0	28	10	3	2	3
RINGGOLD	6	3	0	3	0	0	0	0
SAC	27	3	0	18	5	0	1	3
SCOTT	321	50	0	174	71	18	8	33
SHELBY	43	2	0	22	12	6	1	9
SIOUX	65	10	0	27	19	9	0	15
STORY	244	72	0	113	35	12	2	20
TAMA	38	6	0	21	8	3	0	4
TAYLOR	9	0	0	4	4	1	0	1
UNION	21	6	0	12	3	0	0	2
VAN BUREN	10	3	0	5	2	0	0	1
WAPELLO	67	14	0	35	12	6	0	13
WARREN	117	21	0	42	35	17	2	21
WASHINGTON	37	4	0	26	6	1	0	5
WAYNE	12	4	0	8	0	0	0	0

**ACTIVE PILOTS-CONTINUED
BY STATE AND COUNTY
AS OF DECEMBER 31, 1992**

State-County	Pilots Total	Student	Recreational	Private	Commerical	Airline Transport	Miscellaneous	Flight Instructor
IOWA—Continued								
WEBSTER	102	18	0	61	17	4	2	8
WINNEBAGO	46	7	0	27	9	3	0	1
WINNESHIEK	45	13	0	24	6	0	2	3
WOODBURY	300	46	1	125	64	59	5	33
WORTH	24	2	0	15	5	1	1	4
WRIGHT	36	4	0	25	5	2	0	3
UNKNOWN	3	0	1	1	1	0	0	0
STATE TOTAL	6847	1092	5	3786	1374	509	81	702
KANSAS								
ALLEN	12	0	0	6	3	3	0	2
ANDERSON	27	2	0	14	10	1	0	3
ATCHISON	42	10	0	25	3	4	0	5
BARBER	14	0	0	12	2	0	0	0
BARTON	93	13	0	59	18	3	0	4
BOURBON	39	8	0	19	9	3	0	6
BROWN	29	8	0	13	4	3	1	0
BUTLER	235	29	0	115	64	26	1	29
CHASE	5	1	0	3	0	0	1	0
CHAUTAUQUA	9	2	0	6	1	0	0	1
CHEROKEE	25	3	0	20	0	2	0	0
CHEYENNE	27	1	0	19	6	1	0	3
CLARK	25	7	0	9	8	1	0	2
CLAY	25	4	0	16	5	0	0	1
CLOUD	41	10	0	23	6	2	0	4
COFFEY	21	8	0	10	3	0	0	2
COMANCHE	6	1	0	4	0	1	0	0
COWLEY	78	14	1	45	14	4	0	4
CRAWFORD	76	7	0	55	10	3	1	8
DECATUR	20	3	0	8	9	0	0	2
DICKINSON	48	10	0	22	10	5	1	7
DONIPHAN	13	2	0	7	4	0	0	0
DOUGLAS	233	35	0	143	38	15	2	13
EDWARDS	9	1	0	6	2	0	0	0
ELK	7	1	0	4	1	1	0	0
ELLIS	88	17	0	54	14	3	0	6
ELLSWORTH	14	2	0	8	4	0	0	0
FINNEY	112	19	0	67	26	5	0	6
FORD	102	20	0	50	24	6	2	8
FRANKLIN	81	22	0	33	21	5	0	8
GEARY	82	22	0	41	9	2	8	5
GOVE	23	1	0	17	4	1	0	1
GRAHAM	8	1	0	4	3	0	0	0
GRANT	46	5	0	33	8	0	0	2
GRAY	31	3	0	20	8	0	0	1
GREELEY	16	2	0	11	3	0	0	0
GREENWOOD	22	6	0	15	1	0	0	0
HAMILTON	31	6	0	18	7	0	0	2
HARPER	29	3	0	17	7	2	0	3
HARVEY	143	16	0	76	38	13	0	29
HASKELL	29	7	0	15	7	0	0	3
HODGEMAN	9	3	0	3	3	0	0	0
JACKSON	17	5	0	8	1	2	1	0
JEFFERSON	30	9	0	12	2	7	0	1
JEWELL	12	2	0	5	5	0	0	0
JOHNSON	1673	225	1	757	395	284	11	139
KEARNY	16	5	0	6	5	0	0	0
KINGMAN	31	3	0	21	5	2	0	2
KIOWA	22	5	0	13	2	1	1	1

**ACTIVE PILOTS-CONTINUED
BY STATE AND COUNTY
AS OF DECEMBER 31, 1992**

State-County	Pilots Total	Student	Recreational	Private	Commerical	Airline Transport	Miscellaneous	Flight Instructor
KANSAS—Continued								
LABETTE	45	10	0	28	7	0	0	1
LANE	8	2	0	3	3	0	0	0
LEAVENWORTH	230	29	0	89	74	19	19	17
LINCOLN	10	3	0	5	0	2	0	1
LINN	18	4	0	9	3	2	0	1
LOGAN	17	1	0	7	8	1	0	2
LYON	95	22	0	52	20	1	0	6
MARION	32	3	0	16	11	2	0	4
MARSHALL	27	3	0	18	6	0	0	2
MCPHERSON	105	18	0	63	15	9	0	10
MEADE	29	5	0	15	9	0	0	4
MIAMI	76	9	0	48	13	6	0	6
MITCHELL	31	2	0	17	7	5	0	4
MONTGOMERY	71	13	0	33	16	9	0	5
MORRIS	4	0	0	3	1	0	0	0
MORTON	25	5	0	12	7	1	0	1
NEMAHA	21	3	0	12	5	1	0	1
NEOSHO	47	5	0	30	9	1	2	4
NESS	9	1	0	4	4	0	0	3
NORTON	18	2	0	11	4	1	0	2
OSAGE	33	4	0	22	6	1	0	0
OSBORNE	9	2	0	6	1	0	0	0
OTTAWA	19	6	0	11	1	1	0	0
PAWNEE	37	7	0	19	11	0	0	3
PHILLIPS	23	5	0	14	4	0	0	1
POTTAWATOMIE	23	7	0	15	1	0	0	0
PRATT	48	4	0	25	14	1	4	4
RAWLINS	16	1	0	10	3	1	1	3
RENO	165	20	0	92	33	16	4	13
REPUBLIC	16	0	0	11	3	2	0	2
RICE	47	8	0	27	8	2	2	4
RILEY	206	45	0	107	28	14	12	17
ROOKS	10	1	0	6	3	0	0	2
RUSH	10	1	0	9	0	0	0	0
RUSSELL	24	4	0	11	7	2	0	2
SALINE	249	53	0	128	50	15	3	24
SCOTT	71	7	0	47	16	1	0	6
SEDGWICK	2294	304	0	1057	490	409	34	343
SEWARD	75	6	0	47	16	5	1	8
SHAWNEE	472	70	0	241	114	41	6	44
SHERIDAN	25	4	0	10	11	0	0	3
SHERMAN	39	4	0	20	13	2	0	3
SMITH	16	1	0	13	2	0	0	0
STAFFORD	32	5	0	15	12	0	0	3
STANTON	28	3	0	18	7	0	0	1
STEVENS	27	2	0	14	10	1	0	1
SUMNER	97	17	0	55	23	2	3	2
THOMAS	31	4	0	20	7	0	0	3
TREGO	15	4	0	9	1	1	0	1
WABAUNSEE	10	1	0	6	3	0	0	0
WALLACE	9	2	0	1	6	0	0	1
WASHINGTON	20	3	0	10	6	1	0	1
WICHITA	15	2	0	7	6	0	0	0
WILSON	13	4	0	8	1	0	0	0
WOODSON	8	2	0	3	3	0	0	0
WYANDOTTE	148	21	0	84	19	22	2	14
UNKNOWN	2	1	0	1	0	0	0	0
STATE TOTAL	9126	1364	2	4636	1993	1011	120	957

**ACTIVE PILOTS-CONTINUED
BY STATE AND COUNTY
AS OF DECEMBER 31, 1992**

State-County	Pilots Total	Student	Recreational	Private	Commerical	Airline Transport	Miscellaneous	Flight Instructor
KENTUCKY								
ADAIR	8	2	0	6	0	0	0	1
ALLEN	4	0	0	2	1	1	0	0
ANDERSON	13	1	0	8	0	2	2	2
BALLARD	12	1	0	9	0	2	0	0
BARREN	41	9	0	19	10	2	1	2
BATH	7	0	0	6	1	0	0	1
BELL	37	6	0	24	7	0	0	1
BOONE	359	24	0	50	64	218	3	51
BOURBON	21	6	0	9	3	2	1	2
BOYD	95	33	0	37	16	9	0	8
BOYLE	53	13	0	26	6	7	1	0
BRACKEN	5	2	0	1	2	0	0	2
BREATHITT	7	1	0	3	1	0	2	1
BRECKINRIDGE	20	6	0	12	1	1	0	1
BULLITT	60	17	0	26	5	9	3	3
BUTLER	6	1	0	2	2	1	0	0
CALDWELL	12	5	0	3	3	0	1	1
CALLOWAY	47	14	0	23	8	1	1	2
CAMPBELL	114	24	0	40	21	26	3	18
CARLISLE	7	0	0	7	0	0	0	0
CARROLL	5	1	0	3	0	1	0	0
CARTER	20	4	0	13	1	2	0	2
CASEY	15	1	0	9	4	1	0	2
CHRISTIAN	187	30	1	71	38	5	42	7
CLARK	36	8	0	19	8	1	0	2
CLAY	15	3	0	9	3	0	0	2
CLINTON	10	2	0	8	0	0	0	0
CRITTENDEN	8	3	0	3	1	1	0	0
CUMBERLAND	7	1	0	3	2	0	1	1
DAVIESS	214	42	0	106	33	30	3	26
EDMONSON	4	0	0	2	2	0	0	1
ELLIOTT	2	1	0	0	1	0	0	0
ESTILL	12	1	0	11	0	0	0	0
FAYETTE	519	103	0	234	99	69	14	46
FLEMING	9	2	0	5	1	1	0	2
FLOYD	43	12	0	21	7	2	1	5
FRANKLIN	78	15	0	36	13	7	7	7
FULTON	10	2	1	5	2	0	0	2
GALLATIN	5	0	0	3	0	2	0	0
GARRARD	13	5	0	5	3	0	0	1
GRANT	19	4	0	5	5	4	1	2
GRAVES	48	19	0	23	5	1	0	1
GRAYSON	17	4	0	10	1	1	1	0
GREEN	1	0	0	0	1	0	0	0
GREENUP	55	9	0	17	8	21	0	8
HANCOCK	7	1	0	4	2	0	0	0
HARDIN	170	42	0	82	25	9	12	14
HARLAN	24	8	0	7	8	1	0	3
HARRISON	18	4	0	10	4	0	0	0
HART	7	3	0	3	1	0	0	0
HENDERSON	53	12	0	20	15	5	1	7
HENRY	18	4	0	9	2	3	0	4
HICKMAN	6	0	0	5	0	1	0	1
HOPKINS	73	26	0	30	13	3	1	4
JACKSON	7	2	0	5	0	0	0	0
JEFFERSON	1654	298	0	546	259	519	32	180
JESSAMINE	58	12	0	20	12	12	2	9
JOHNSON	22	7	0	11	3	1	0	1
KENTON	358	39	0	86	62	167	4	57

ACTIVE PILOTS-CONTINUED
BY STATE AND COUNTY
AS OF DECEMBER 31, 1992

State-County	Pilots Total	Student	Recreational	Private	Commerical	Airline Transport	Miscellaneous	Flight Instructor
KENTUCKY—Continued								
KNOTT	10	4	0	3	3	0	0	1
KNOX	7	2	0	4	1	0	0	0
LARUE	8	3	0	5	0	0	0	0
LAUREL	40	12	0	14	11	2	1	2
LAWRENCE	10	1	0	5	2	1	1	0
LEE	7	2	0	3	2	0	0	0
LESLIE	5	3	0	1	1	0	0	0
LETCHER	15	4	0	7	4	0	0	0
LEWIS	5	2	1	1	1	0	0	1
LINCOLN	9	2	0	5	2	0	0	0
LIVINGSTON	10	0	0	8	2	0	0	0
LOGAN	42	8	0	25	8	1	0	3
LYON	7	0	0	5	2	0	0	0
MADISON	100	18	0	54	18	8	2	12
MAGOFFIN	2	1	0	1	0	0	0	0
MARION	11	5	0	5	1	0	0	1
MARSHALL	36	7	1	18	8	1	1	3
MARTIN	11	3	0	6	1	0	1	1
MASON	12	3	0	5	3	1	0	2
MCCRACKEN	146	40	2	71	19	13	1	11
MCCREARY	5	2	0	3	0	0	0	0
MCLEAN	23	4	0	13	4	2	0	1
MEADE	23	5	0	6	8	4	0	2
MENIFEE	1	0	0	0	1	0	0	0
MERCER	23	4	0	12	4	2	1	1
METCALFE	2	0	0	1	0	1	0	0
MONROE	3	0	0	2	1	0	0	0
MONTGOMERY	35	10	0	12	12	0	1	6
MORGAN	9	2	0	6	1	0	0	0
MUHLENBERG	34	11	0	17	5	0	1	1
NELSON	48	8	0	18	13	9	0	7
NICHOLAS	5	1	0	4	0	0	0	0
OHIO	9	2	0	4	1	1	1	1
OLDHAM	179	16	0	48	23	92	0	23
OWEN	1	0	0	0	0	1	0	0
OWSLEY	2	0	0	1	1	0	0	1
PENDLETON	11	2	0	2	5	2	0	1
PERRY	38	8	0	23	6	1	0	2
PIKE	55	15	0	30	7	2	1	4
POWELL	7	0	0	6	1	0	0	0
PULASKI	64	12	0	37	13	1	1	5
ROBERTSON	2	0	0	1	1	0	0	1
ROCKCASTLE	10	1	0	8	0	1	0	0
ROWAN	17	5	0	9	3	0	0	0
RUSSELL	16	1	0	11	3	1	0	2
SCOTT	34	3	0	23	4	3	1	2
SHELBY	52	8	1	22	9	11	1	4
SIMPSON	15	2	0	5	7	1	0	1
SPENCER	9	0	0	7	0	2	0	1
TAYLOR	29	7	0	16	4	2	0	3
TODD	15	2	0	7	5	0	1	1
TRIGG	14	1	0	9	2	1	1	0
TRIMBLE	13	4	0	6	3	0	0	1
UNION	20	2	0	13	4	1	0	3
WARREN	175	33	0	96	34	11	1	14
WASHINGTON	9	3	0	5	1	0	0	1
WAYNE	12	2	0	6	4	0	0	2
WEBSTER	9	3	0	4	1	1	0	1

**ACTIVE PILOTS-CONTINUED
BY STATE AND COUNTY
AS OF DECEMBER 31, 1992**

State-County	Pilots Total	Student	Recreational	Private	Commerical	Airline Transport	Miscellaneous	Flight Instructor
KENTUCKY—Continued								
WHITLEY	33	4	0	22	7	0	0	1
WOLFE	2	1	0	1	0	0	0	0
WOODFORD	51	8	0	20	11	10	2	6
UNKNOWN	2	0	0	0	0	2	0	0
STATE TOTAL	6364	1207	7	2554	1093	1343	160	629
LOUISIANA								
ACADIA	76	13	0	32	25	6	0	3
ALLEN	21	2	0	9	10	0	0	2
ASCENSION	60	11	0	29	15	3	2	6
ASSUMPTION	16	2	0	8	6	0	0	0
AVOUELLES	48	11	0	20	16	0	1	2
BEAUREGARD	72	9	0	29	21	4	9	4
BIENVILLE	6	1	0	1	4	0	0	3
BOSSIER	482	63	0	163	142	105	9	47
CADDO	468	77	0	168	143	75	5	55
CALCASIEU	241	38	0	102	79	17	5	29
CALDWELL	16	2	0	7	6	1	0	1
CAMERON	6	0	0	1	5	0	0	1
CATAHOULA	21	1	0	9	10	0	1	2
CLAIBORNE	6	0	0	4	0	2	0	0
CONCORDIA	25	2	0	8	13	2	0	2
DE SOTO	21	3	0	12	4	1	1	1
EAST BATON ROUGE	635	109	0	299	120	88	19	86
EAST CARROL	33	3	0	11	16	2	1	2
EAST FELICIANA	28	3	0	14	7	4	0	2
EVANGELINE	21	4	0	8	6	3	0	2
FRANKLIN	53	7	0	17	27	1	1	5
GRANT	21	6	0	10	2	2	1	2
IBERIA	84	10	0	26	31	13	4	12
IBERVILLE	19	1	0	11	4	3	0	3
JACKSON	23	3	0	8	10	2	0	3
JEFFERSON	713	140	0	242	168	135	28	79
JEFFERSON DAVIS	46	3	0	16	24	2	1	5
LA SALLE	12	1	0	4	6	1	0	0
LAFAYETTE	505	56	0	163	162	63	61	48
LAFOURCHE	86	16	0	34	24	8	4	11
LINCOLN	175	52	1	65	45	11	1	39
LIVINGSTON	68	13	0	38	13	2	2	7
MADISON	22	2	0	4	15	1	0	0
MOREHOUSE	65	9	0	27	26	3	0	4
NATCHITOCHEs	72	15	0	23	26	6	2	8
ORLEANS	667	113	0	240	195	94	25	65
OUACHITA	359	82	0	148	91	35	3	52
PLAQUEMINES	54	9	0	16	16	10	3	7
POINTE COUPEE	22	2	0	7	9	4	0	0
RAPIDES	277	41	0	111	88	20	17	25
RED RIVER	7	0	0	5	2	0	0	0
RICHLAND	59	8	0	19	28	2	2	2
SABINE	21	1	0	14	4	2	0	1
ST BERNARD	62	15	0	23	15	7	2	7
ST CHARLES	61	15	0	26	7	12	1	5
ST HELENA	5	1	0	1	1	1	1	1
ST JAMES	12	2	0	8	2	0	0	1
ST JOHN THE BAPTIST	45	15	0	18	6	5	1	5
ST LANDRY	103	17	0	45	31	7	3	8
ST MARTIN	35	10	0	11	9	4	1	4
ST MARY	72	13	0	24	28	4	3	4
ST TAMMANY	524	75	0	179	118	136	16	55

**ACTIVE PILOTS-CONTINUED
BY STATE AND COUNTY
AS OF DECEMBER 31, 1992**

State-County	Pilots Total	Student	Receational	Private	Commerical	Airline Transport	Miscellaneous	Flight Instructor
LOUISIANA—Continued								
TANGIPAOHA	109	10	0	47	28	24	0	21
TENSAS	22	3	0	11	8	0	0	0
TERREBONNE	177	24	0	54	55	28	16	23
UNION	31	10	0	11	9	0	1	3
VERMILION	93	4	0	24	57	2	6	6
VERNON	102	12	0	35	19	5	31	6
WASHINGTON	25	6	0	5	4	8	2	4
WEBSTER	54	11	0	21	15	5	2	10
WEST BATON ROUGE ...	12	2	0	8	1	0	1	0
WEST CARROLL	50	12	0	13	24	1	0	0
WEST FELICIANNA	8	1	0	5	2	0	0	0
WINN	7	2	0	2	3	0	0	2
UNKNOWN	0	0	0	0	0	0	0	0
STATE TOTAL	7341	1204	1	2753	2106	982	295	800
MAINE								
ANDROSCOGGIN	224	57	0	111	34	19	3	17
AROOSTOOK	272	71	0	102	75	23	1	23
CUMBERLAND	800	129	0	374	180	110	7	71
FRANKLIN	104	23	0	51	23	5	2	8
HANCOCK	153	22	2	82	30	14	3	14
KENNEBEC	302	57	0	150	66	26	3	28
KNOX	125	18	0	58	30	18	1	13
LINCOLN	118	19	0	63	25	8	3	11
OXFORD	145	36	0	81	22	4	2	10
PENOBSCOT	527	95	0	267	109	47	9	46
PISCATAQUIS	73	10	0	33	24	4	2	8
SAGadahoc	117	27	0	35	39	14	2	12
SOMERSET	142	24	0	86	25	5	2	10
WALDO	77	20	0	33	17	6	1	5
WASHINGTON	71	9	0	42	16	1	3	4
YORK	438	80	0	184	78	86	10	47
UNKNOWN	1	0	0	1	0	0	0	0
STATE TOTAL	3689	697	2	1753	793	390	54	327
MARYLAND								
ALLEGANY	104	19	0	48	20	13	4	8
ANNE ARUNDEL	1380	233	0	522	266	336	23	159
BALTIMORE	18	5	0	4	7	0	2	2
BALTIMORE	1340	269	0	653	245	110	63	127
CALVERT	147	29	0	57	40	19	2	16
CAROLINE	44	6	0	19	10	7	2	7
CARROLL	450	88	0	236	72	40	14	43
CECIL	149	23	0	71	26	22	7	17
CHARLES	309	60	0	101	72	70	6	32
DORCHESTER	65	10	0	33	15	7	0	8
FREDERICK	461	97	0	200	85	65	14	65
GARRETT	76	17	0	44	11	4	0	4
HARFORD	430	79	0	194	81	56	20	48
HOWARD	532	91	0	255	92	68	26	55
KENT	65	7	0	43	10	4	1	6
MONTGOMERY	1690	325	0	796	319	176	74	188
PRINCE GEORGES	1190	233	1	482	258	191	25	155
QUEEN ANNES	203	30	0	93	30	49	1	17
SOMERSET	31	7	0	16	6	2	0	2
ST MARYS	400	91	0	126	118	58	7	32
TALBOT	157	20	0	53	41	43	0	23
WASHINGTON	242	43	0	119	50	26	4	31
WICOMICO	190	29	1	81	32	45	2	25
WORCESTER	92	19	0	43	14	11	5	5
UNKNOWN	3	0	0	2	1	0	0	0

**ACTIVE PILOTS-CONTINUED
BY STATE AND COUNTY
AS OF DECEMBER 31, 1992**

State-County	Pilots Total	Student	Recreational	Private	Commerical	Airline Transport	Miscellaneous	Flight Instructor
MARYLAND—Continued								
STATE TOTAL	9768	1830	2	4291	1921	1422	302	1075
MASSACHUSETTS								
BARNSTABLE	704	78	0	252	155	205	14	72
BERKSHIRE	290	49	1	153	46	28	13	33
BRISTOL	720	143	0	371	139	49	18	82
DUKES	90	16	0	38	24	12	0	8
ESSEX	1425	239	0	647	273	226	40	150
FRANKLIN	188	36	0	104	31	8	9	12
HAMPDEN	648	126	1	315	100	85	21	62
HAMPSHIRE	366	78	0	195	52	33	8	36
MIDDLESEX	1825	337	0	916	344	158	70	221
NANTUCKET	83	8	0	50	14	11	0	7
NORFOLK	680	119	0	345	125	69	22	72
PLYMOUTH	1044	180	0	494	182	150	38	129
SUFFOLK	1979	449	0	930	322	155	123	168
WORCESTER	1409	287	1	767	210	95	49	112
UNKNOWN	2	0	0	0	2	0	0	2
STATE TOTAL	11453	2145	3	5577	2019	1284	425	1166
MICHIGAN								
ALCONA	16	5	0	9	0	2	0	0
ALGER	10	1	0	8	0	1	0	0
ALLEGAN	189	39	0	100	35	15	0	13
ALPENA	54	12	0	25	13	4	0	3
ANTRIM	66	8	0	39	12	7	0	6
ARENAC	16	0	0	11	2	3	0	3
BARAGA	6	1	0	2	2	1	0	0
BARRY	102	24	0	44	17	14	3	14
BAY	199	37	0	114	36	11	1	21
BENZIE	39	9	0	19	5	4	2	2
BERRIEN	483	88	1	212	134	46	2	58
BRANCH	74	20	1	40	8	5	0	6
CALHOUN	293	51	0	151	39	45	7	30
CASS	87	14	0	48	13	10	2	13
CHARLEVOIX	95	18	0	51	24	2	0	7
CHEBOYGAN	64	14	0	36	13	1	0	5
CHIPPEWA	80	13	1	41	14	10	1	11
CLARE	50	9	0	29	8	2	2	4
CLINTON	140	19	0	73	34	12	2	21
CRAWFORD	20	6	0	10	3	0	1	1
DELTA	113	19	0	66	20	8	0	11
DICKINSON	72	15	0	34	15	8	0	9
EATON	237	29	0	141	50	14	3	23
EMMET	109	18	1	62	16	11	1	11
GENESEE	773	133	3	452	117	57	11	80
GLADWIN	34	9	1	16	7	1	0	4
GOGEBIC	26	7	0	11	5	3	0	2
GRAND TRAVERSE	426	84	0	188	95	53	6	46
GRATIOT	76	20	0	39	13	4	0	12
HILLSDALE	83	19	1	45	10	7	1	3
HOUGHTON	40	8	0	21	7	4	0	2
HURON	61	10	0	36	11	1	3	7
INGHAM	687	140	0	336	151	35	25	68
IONIA	98	20	0	43	24	5	6	13
IOSCO	147	34	0	68	33	12	0	9
IRON	27	10	0	11	6	0	0	2
ISABELLA	112	23	0	58	27	4	0	11
JACKSON	345	68	0	182	54	35	6	27
KALAMAZOO	631	132	0	303	133	56	7	66
KALKASKA	27	3	0	16	5	3	0	1

**ACTIVE PILOTS-CONTINUED
BY STATE AND COUNTY
AS OF DECEMBER 31, 1992**

State-County	Pilots Total	Student	Recreational	Private	Commerical	Airline Transport	Miscellaneous	Flight Instructor
MICHIGAN—Continued								
KENT	1187	208	0	542	250	155	32	157
KEWEENAW	1	0	0	1	0	0	0	0
LAKE	8	3	0	4	0	1	0	0
LAPEER	161	25	0	105	23	4	4	6
LEELANAU	50	11	0	20	11	7	1	2
LENAWEE	267	39	0	125	51	45	7	35
LIVINGSTON	453	79	0	227	67	70	10	40
LUCE	14	1	0	8	5	0	0	2
MACKINAC	32	9	0	12	9	2	0	2
MACOMB	1010	193	0	522	193	83	19	106
MANISTEE	39	7	0	23	5	3	1	3
MARQUETTE	210	29	0	79	55	43	4	24
MASON	78	11	0	42	18	6	1	7
MECOSTA	58	10	0	35	9	4	0	6
MENOMINEE	58	7	0	41	7	3	0	5
MIDLAND	225	50	0	122	32	20	1	25
MISSAUKEE	45	2	0	28	15	0	0	5
MONROE	240	46	0	124	43	25	2	20
MONTCALM	142	27	0	77	34	3	1	13
MONTMORENCY	16	5	0	7	4	0	0	3
MUSKOGON	276	67	0	138	48	22	1	30
NEWAYGO	97	15	0	53	21	7	1	14
OAKLAND	2621	420	1	1351	486	288	75	290
OCEANA	66	12	0	39	11	2	2	3
OGEMAW	31	4	0	18	7	2	0	4
ONTONAGON	13	0	0	10	3	0	0	3
OSCEOLA	41	8	0	24	7	1	1	3
OSCODA	6	1	0	3	2	0	0	1
OTSEGO	58	9	0	35	12	1	1	6
OTTAWA	580	99	0	315	103	57	6	66
PRESQUE ISLE	16	4	0	8	2	2	0	1
ROSCOMMON	62	12	0	36	12	1	1	3
SAGINAW	314	43	0	198	49	18	6	29
SANILAC	71	16	0	44	7	4	0	4
SCHOOLCRAFT	19	5	0	9	5	0	0	2
SHIAWASSEE	169	42	0	87	29	8	3	16
ST CLAIR	266	58	0	147	47	14	0	18
ST JOSEPH	134	33	0	72	21	6	2	11
TUSCOLA	104	20	0	64	15	5	0	9
VAN BUREN	159	35	2	85	32	4	1	14
WASHTENAW	1109	155	1	418	204	282	49	153
WAYNE	2236	413	0	1001	421	336	65	285
WEXFORD	70	13	0	38	10	9	0	4
UNKNOWN	62	10	0	31	12	9	0	8
STATE TOTAL	19081	3445	13	9558	3608	2068	389	2063
MINNESOTA								
AITKIN	43	11	0	20	9	3	0	4
ANOKA	348	69	0	187	62	25	5	34
BECKER	79	17	0	42	15	4	1	3
BELTRAMI	125	30	0	65	25	4	1	17
BENTON	62	15	0	33	13	1	0	3
BIG STONE	16	2	0	8	5	1	0	2
BLUE EARTH	245	40	0	135	56	14	0	27
BROWN	68	10	0	33	15	7	3	7
CARLTON	85	20	1	43	15	4	2	6
CARVER	211	35	0	95	37	43	1	25
CASS	68	16	0	35	10	7	0	4
CHIPPEWA	43	7	0	25	6	4	1	6

**ACTIVE PILOTS-CONTINUED
BY STATE AND COUNTY
AS OF DECEMBER 31, 1992**

State-County	Pilots Total	Student	Recreational	Private	Commerical	Airline Transport	Miscellaneous	Flight Instructor
MINNESOTA—Continued								
CHISAGO	143	23	0	76	19	24	1	9
CLAY	129	27	0	66	33	3	0	7
CLEARWATER	23	4	0	15	4	0	0	1
COOK	30	6	0	19	4	1	0	2
COTTONWOOD	20	0	0	9	10	1	0	2
CROW WING	196	39	1	99	35	22	0	23
DAKOTA	1313	172	0	419	293	417	12	167
DODGE	44	8	0	23	11	2	0	6
DOUGLAS	116	22	0	62	20	11	1	8
FARIBAULT	65	6	0	34	20	4	1	5
FILLMORE	68	10	0	43	12	2	1	4
FREEBORN	69	14	0	39	11	5	0	3
GOODHUE	154	24	0	61	29	36	4	15
GRANT	38	6	0	20	11	1	0	3
HENNEPIN	4515	718	0	1952	943	836	66	539
HOUSTON	53	9	0	34	8	2	0	0
HUBBARD	55	9	0	28	14	4	0	6
ISANTI	57	19	0	52	18	7	1	13
ITASCA	163	26	0	98	29	9	1	7
JACKSON	27	1	0	16	10	0	0	1
KANABEC	52	15	0	26	9	2	0	2
KANDIYOHI	112	16	0	70	21	5	0	9
KITTSOON	26	5	0	11	10	0	0	2
KOOCHICHING	59	8	0	32	17	2	0	5
LAC QUI PARLE	25	2	0	13	6	4	0	3
LAKE	34	4	0	23	5	2	0	3
LAKE OF THE WOODS ..	20	4	0	10	5	0	1	1
LE SUEUR	85	16	0	39	17	11	2	15
LINCOLN	14	4	0	9	1	0	0	0
LYON	97	16	0	52	18	10	1	9
MAHNOMEN	4	1	0	2	1	0	0	0
MARSHALL	55	5	0	25	22	1	2	4
MARTIN	53	8	0	30	12	3	0	7
MCLEOD	120	32	0	67	15	5	1	9
MEEKER	75	22	0	36	15	2	0	7
MILLE LACS	86	20	0	45	19	1	1	7
MORRISON	73	15	0	45	13	0	0	5
MOWER	79	10	0	56	8	5	0	2
MURRAY	21	3	0	12	3	3	0	3
NICOLLET	35	1	0	18	14	2	0	7
NOBLES	54	8	0	31	11	4	0	7
NORMAN	18	3	0	9	3	2	1	1
OLMSTED	335	85	1	171	51	15	12	26
OTTER TAIL	138	29	0	75	26	8	0	14
PENNINGTON	59	12	0	29	16	2	0	5
PEPESTONE	25	4	0	15	6	0	0	2
PINE	60	8	0	36	13	1	2	7
POLK	127	26	0	53	40	7	1	18
POPE	34	8	0	18	8	0	0	3
RAMSEY	2599	396	0	997	542	619	45	312
RED LAKE	22	4	0	13	5	0	0	3
REDWOOD	51	12	0	27	8	4	0	3
RENVILLE	66	9	0	35	21	1	0	1
RICE	219	37	0	74	48	57	3	33
ROCK	23	3	0	16	4	0	0	1
ROSEAU	64	8	0	34	17	4	1	7
SCOTT	379	56	0	143	71	108	1	34
SHERBURNE	138	22	0	70	29	15	2	13

**ACTIVE PILOTS-CONTINUED
BY STATE AND COUNTY
AS OF DECEMBER 31, 1992**

State-County	Pilots Total	Student	Recreational	Private	Commerical	Airline Transport	Miscellaneous	Flight Instructor
MINNESOTA—Continued								
SIBLEY	27	6	0	14	3	4	0	2
ST LOUIS	695	101	0	383	160	46	5	51
STEARNS	346	85	0	192	51	16	2	24
STEELE	88	14	0	45	18	9	2	14
STEVENS	57	13	0	30	11	3	0	6
SWIFT	55	9	0	34	11	1	0	1
TODD	45	18	0	21	5	1	0	2
TRAVERSE	20	2	0	11	7	0	0	2
WABASHA	62	14	0	40	4	3	1	1
WADENA	36	6	0	19	6	1	4	3
WASECA	62	16	0	31	14	0	1	9
WASHINGTON	511	75	0	245	96	86	9	63
WATONWAN	38	4	0	28	4	2	0	2
WILKIN	28	1	0	19	8	0	0	0
WINONA	102	26	0	50	19	5	2	10
WRIGHT	257	43	1	145	46	21	1	26
YELLOW MEDICINE	47	5	0	29	12	0	1	2
UNKNOWN	16	0	0	8	6	2	0	3
STATE TOTAL	16739	2790	4	7697	3433	2609	206	1770
MISSISSIPPI								
ADAMS	45	7	0	26	11	0	1	4
ALCORN	61	10	0	39	10	2	0	7
AMITE	16	7	0	7	1	1	0	2
ATTALA	11	2	0	6	3	0	0	1
BENTON	4	1	0	2	1	0	0	0
BOLIVAR	130	17	0	48	61	4	0	18
CALHOUN	20	5	0	5	9	1	0	4
CARROLL	5	1	0	4	0	0	0	0
CHICKASAW	28	6	0	13	6	2	1	2
CHOCTAW	8	2	0	4	2	0	0	0
CLAIBORNE	9	0	0	2	4	3	0	2
CLARKE	7	4	0	2	0	1	0	0
CLAY	19	3	0	7	6	3	0	2
COAHOMA	67	15	0	25	24	3	0	10
COPIAH	23	2	0	13	5	2	1	2
COVINGTON	10	2	0	4	2	1	1	0
DESOTO	266	52	0	109	52	51	2	33
FORREST	149	28	0	71	28	15	7	14
FRANKLIN	3	2	0	1	0	0	0	0
GEORGE	5	3	0	0	1	1	0	0
GREENE	1	0	0	0	1	0	0	0
GRENADA	41	5	0	20	14	2	0	5
HANCOCK	76	14	0	29	20	11	2	9
HARRISON	356	102	0	128	76	43	7	23
HINDS	495	82	0	222	128	49	14	47
HOLMES	17	3	0	3	11	0	0	2
HUMPHREYS	27	8	0	6	13	0	0	1
ISSAQUENA	5	0	0	0	5	0	0	0
ITAWAMBA	9	0	0	3	3	2	1	3
JACKSON	162	23	0	60	45	32	2	21
JASPER	12	4	0	7	1	0	0	0
JEFFERSON	2	0	0	2	0	0	0	0
JEFFERSON DAVIS	4	0	0	3	1	1	0	0
JONES	104	26	0	50	19	5	4	5
KEMPER	4	4	0	0	0	0	0	0
LAFAYETTE	64	12	0	25	17	9	1	10
LAMAR	14	5	0	4	5	0	0	3
LAUDERDALE	230	27	0	66	89	47	1	22

**ACTIVE PILOTS-CONTINUED
BY STATE AND COUNTY
AS OF DECEMBER 31, 1992**

State-County	Pilots Total	Student	Receational	Private	Commerical	Airline Transport	Miscellaneous	Flight Instructor
MISSISSIPPI—Continued								
LAWRENCE	8	1	0	3	4	0	0	2
LEAKE	9	4	0	3	1	1	0	2
LEE	154	28	0	75	35	8	8	15
LEFLORE	99	15	0	35	44	5	0	10
LINCOLN	24	3	0	10	7	3	1	3
LOWNDES	310	43	0	58	167	39	3	11
MADISON	153	34	0	62	36	17	4	11
MARION	10	0	0	5	2	3	0	5
MARSHALL	43	10	0	20	8	4	1	3
MONROE	29	2	0	11	10	5	1	7
MONTGOMERY	10	2	0	2	4	2	0	2
NESHOBA	28	5	0	15	7	0	1	1
NEWTON	28	0	0	14	9	3	2	3
NOXUBEE	18	5	0	9	3	1	0	0
OKTIBBEHA	106	31	0	38	26	8	3	10
PANOLA	51	8	0	19	19	2	3	6
PEARL RIVER	92	10	0	33	35	10	4	9
PERRY	5	0	0	4	1	0	0	0
PIKE	35	4	0	14	7	8	2	5
PONTOTOC	33	5	0	18	8	1	1	2
PRENTISS	27	11	0	7	5	3	0	2
QUITMAN	13	2	0	5	6	0	0	0
RANKIN	142	28	0	56	31	24	3	15
SCOTT	14	3	0	7	3	1	0	2
SHARKEY	14	1	0	2	9	1	1	2
SIMPSON	11	3	0	5	2	0	1	0
SMITH	7	2	0	5	0	0	0	0
STONE	9	0	0	4	4	0	1	2
SUNFLOWER	64	9	0	24	30	1	0	3
TALLAHATCHIE	20	2	0	6	11	1	0	2
TATE	25	4	0	13	4	4	0	3
TIPPAH	17	9	0	4	3	1	0	2
TISHOMINGO	13	3	0	6	3	0	1	0
TUNICA	15	1	0	3	8	3	0	3
UNION	20	10	0	9	1	0	0	0
WALTHALL	22	1	1	13	5	2	0	2
WARREN	80	15	0	36	19	8	2	4
WASHINGTON	125	25	0	47	48	5	0	8
WAYNE	13	6	0	4	2	0	1	2
WEBSTER	8	3	0	3	2	0	0	0
WILKINSON	7	1	0	4	2	0	0	0
WINSTON	16	2	0	6	6	1	1	2
YALOBUSHA	5	0	0	4	1	0	0	1
YAZOO	28	3	0	14	10	1	0	0
UNKNOWN	2	0	0	1	0	1	0	1
STATE TOTAL	4471	838	1	1752	1322	467	91	417
MISSOURI								
ADAIR	72	11	0	44	16	1	0	6
ANDREW	23	7	0	17	3	2	0	1
ATCHISON	24	4	0	15	5	0	0	1
AUDRAIN	64	16	0	32	8	7	1	4
BARRY	66	14	0	31	11	7	3	8
BARTON	32	10	0	18	3	1	0	1
BATES	37	6	0	22	7	2	0	3
BENTON	24	2	0	16	5	1	0	3
BOLLINGER	11	3	0	5	2	1	0	2
BOONE	267	50	0	134	58	21	4	21
BUCHANAN	190	32	0	102	38	18	0	13

**ACTIVE PILOTS-CONTINUED
BY STATE AND COUNTY
AS OF DECEMBER 31, 1992**

State-County	Pilots Total	Student	Recreational	Private	Commerical	Airline Transport	Miscellaneous	Flight Instructor
MISSOURI—Continued								
BUTLER	67	12	0	41	10	3	1	5
CALDWELL	16	0	0	9	5	2	0	4
CALLAWAY	71	13	0	31	17	6	4	12
CAMDEN	76	13	0	29	19	15	0	10
CAPE GIRARDLAU	136	32	0	62	35	7	0	14
CARROLL	16	1	0	8	6	1	0	0
CARTER	12	3	0	4	4	1	0	2
CASS	203	37	0	123	29	16	2	14
CEDAR	40	1	0	25	6	4	0	2
CHARITON	14	2	0	8	4	0	0	1
CHRISTIAN	89	12	0	41	22	10	4	11
CLARK	14	2	0	10	2	0	0	0
CLAY	225	27	0	102	44	50	2	31
CLINTON	77	12	0	32	18	15	0	8
COLE	153	20	0	73	36	16	8	18
COOPER	31	4	0	14	8	4	1	6
CRAWFORD	36	8	0	20	5	2	1	0
DADE	11	4	0	4	2	1	0	3
DALLAS	18	5	0	9	1	3	0	2
DAVISS	14	1	0	7	5	1	0	1
DE KALB	14	1	0	7	2	4	0	2
DENT	25	3	0	17	4	1	0	2
DOUGLAS	14	4	0	5	5	0	0	2
DUNKLIN	81	16	0	32	29	3	1	10
FRANKLIN	215	53	0	101	31	28	2	19
GASCONADE	31	5	0	12	0	14	0	2
GENTRY	17	4	0	10	3	0	0	2
GREENE	550	104	0	281	105	46	14	60
GRUNDY	21	2	0	14	4	1	0	0
HARRISON	16	2	0	7	6	1	0	3
HENRY	48	6	0	32	6	3	1	3
HICKORY	8	1	0	6	0	1	0	0
HOLT	20	3	0	8	7	2	0	2
HOWARD	14	3	0	7	2	2	0	0
HOWELL	93	22	0	48	16	5	2	7
IRON	14	5	0	6	1	2	0	3
JACKSON	1919	249	2	886	421	342	19	233
JASPER	219	36	0	124	45	12	2	21
JEFFERSON	256	61	0	128	43	18	6	25
JOHNSON	246	61	0	110	59	13	3	37
KNOX	10	1	0	6	3	0	0	0
LACLEDE	45	6	0	22	11	5	1	8
LAFAYETTE	39	10	0	20	6	3	0	3
LAWRENCE	44	7	0	25	9	3	0	1
LEWIS	21	4	0	12	4	1	0	2
LINCOLN	49	10	1	21	10	7	0	8
LINN	38	9	0	19	7	3	0	4
LIVINGSTON	44	8	1	24	8	3	0	3
MACON	38	5	0	18	11	3	1	5
MADISON	18	5	0	5	5	3	0	7
MARIES	15	1	0	7	2	4	1	0
MARION	46	11	0	27	5	3	0	4
MCDONALD	19	3	0	11	3	1	1	0
MERCER	0	0	0	0	0	0	0	0
MILLER	60	5	0	27	14	13	1	5
MISSISSIPPI	28	7	0	10	11	0	0	1
MONITEAU	15	2	0	9	2	1	1	1
MONROE	18	6	0	7	1	4	0	5

**ACTIVE PILOTS-CONTINUED
BY STATE AND COUNTY
AS OF DECEMBER 31, 1992**

State-County	Pilots Total	Student	Recreational	Private	Commerical	Airline Transport	Miscellaneous	Flight Instructor
MISSOURI—Continued								
MONTGOMERY	23	6	0	12	4	1	0	3
MORGAN	42	5	0	16	10	9	2	4
NEOSHO MADRID	32	7	0	14	11	0	0	1
NEWTON	59	8	0	34	11	3	3	6
NODAWAY	48	9	0	24	12	3	0	7
OREGON	21	2	0	15	2	0	2	1
OSAGE	14	3	0	7	3	0	1	1
OZARK	9	2	0	6	1	0	0	0
PEMISCOT	34	10	0	9	15	0	0	2
PERRY	27	8	0	12	3	2	2	3
PETTIS	75	20	0	42	9	3	1	7
PHELPS	108	19	0	67	18	3	1	12
PIKE	32	3	0	18	4	7	0	3
PLATTE	70	12	0	23	11	23	0	10
POLK	40	9	0	17	7	6	0	4
PULASKI	52	14	0	25	11	2	0	3
PUTNAM	7	1	0	4	0	2	0	1
RALLS	11	2	0	8	0	1	0	1
RANDOLPH	48	9	0	27	11	1	0	5
RAY	40	9	0	15	9	7	0	3
REYNOLDS	4	0	0	4	0	0	0	0
RIPLEY	17	3	0	8	5	0	1	2
SALINE	61	8	0	35	12	6	0	11
SCHUYLER	12	2	0	9	1	0	0	0
SCOTLAND	13	1	0	7	5	0	0	3
SCOTT	84	14	0	35	29	4	2	9
SHANNON	10	1	0	7	1	1	0	1
SHELBY	8	1	0	5	1	0	1	0
ST CHARLES	1197	132	1	388	226	428	22	210
ST CLAIR	19	2	0	16	1	0	0	1
ST FRANCOIS	75	13	0	47	12	2	1	6
ST LOUIS	1493	230	1	595	302	334	31	187
ST. LOUIS	1738	313	0	796	329	234	66	172
STE GENEVIEVE	20	3	0	11	6	0	0	2
STODDARD	65	8	0	28	27	2	0	7
STONE	46	11	0	21	11	2	1	3
SULLIVAN	8	4	0	4	0	0	0	0
TANEY	136	48	0	66	13	8	1	8
TEXAS	42	11	0	17	8	3	3	4
VERNON	28	3	0	18	6	1	0	2
WARREN	52	14	0	20	8	9	1	4
WASHINGTON	11	4	0	5	1	1	0	2
WAYNE	20	3	0	14	2	1	0	2
WEBSTER	66	17	0	32	17	0	0	6
WORTH	7	2	1	3	1	0	0	0
WRIGHT	38	8	0	20	7	0	3	3
UNKNOWN	0	0	0	0	0	0	0	0
STATE TOTAL	12565	2119	7	5805	2518	1882	234	1418
MONTANA								
BEAVERHEAD	46	7	0	23	14	2	0	5
BIG HORN	32	3	0	17	11	1	0	3
BLAINE	33	6	0	15	11	1	0	6
BROADWATER	16	2	0	8	4	2	0	0
CARBON	55	5	0	23	20	6	1	11
CARTER	22	2	0	14	6	0	0	2
CASCADE	301	37	0	134	89	36	5	27
CHOUTEAU	60	11	0	32	14	2	1	3
CUSTER	50	7	0	27	12	3	1	3

**ACTIVE PILOTS-CONTINUED
BY STATE AND COUNTY
AS OF DECEMBER 31, 1992**

State-County	Pilots Total	Student	Recreational	Private	Commerical	Airline Transport	Miscellaneous	Flight Instructor
MONTANA—Continued								
DANIELS	11	1	0	8	2	0	0	1
DAWSON	33	3	0	20	9	1	0	3
DEER LODGE	23	8	0	8	7	0	0	2
FALLON	31	5	0	21	5	0	0	0
FERGUS	54	5	0	29	10	3	1	6
FLATHEAD	338	46	0	154	86	44	8	28
GALLATIN	297	61	0	137	61	28	10	30
GARFIELD	12	2	0	4	6	0	0	2
GLACIER	50	7	0	28	14	1	0	3
GOLDEN VALLEY	3	0	0	1	1	1	0	0
GRANITE	9	1	0	6	2	0	0	0
HILL	72	6	0	45	19	2	0	5
JEFFERSON	53	10	0	28	10	3	2	3
JUDITH BASIN	8	1	0	3	3	1	0	2
LAKE	90	22	0	40	22	4	2	9
LEWIS AND CLARK	253	46	0	121	60	21	5	42
LIBERTY	14	1	0	9	2	2	0	2
LINCOLN	54	5	0	34	9	6	0	4
MADISON	47	8	0	27	9	2	1	4
MCCONE	7	0	0	5	2	0	0	0
MEAGHER	10	2	0	5	1	2	0	1
MINERAL	12	4	0	6	1	1	0	0
MISSOULA	302	60	0	126	72	41	3	33
MUSSELSHELL	19	4	0	5	9	1	0	2
PARK	67	15	0	37	8	7	0	3
PETROLEUM	1	1	0	0	0	0	0	0
PHILLIPS	23	3	0	17	3	0	0	1
PONDERA	27	2	0	14	10	0	1	0
POWDER RIVER	27	4	0	17	6	0	0	0
POWELL	13	2	0	8	1	1	1	2
PRAIRIE	6	1	0	4	1	0	0	0
RAVALLI	165	24	0	81	34	24	2	11
RICHLAND	39	7	0	25	5	2	0	4
ROOSEVELT	49	6	0	30	11	2	0	6
ROSEBUD	73	15	0	39	17	2	0	8
SANDERS	31	9	0	14	8	0	0	0
SHERIDAN	38	7	0	21	10	0	0	2
SILVER BOW	92	18	0	44	20	9	1	10
STILLWATER	33	3	0	14	5	5	3	4
SWEET GRASS	16	1	0	8	6	1	0	2
TETON	30	5	0	15	8	1	1	1
TOOLE	35	5	0	24	6	0	0	1
TREASURE	7	0	0	5	2	0	0	2
VALLEY	75	6	0	42	23	4	0	11
WHEATLAND	13	0	0	8	4	1	0	2
WIBAUX	1	0	0	1	0	0	0	0
YELLOWSTONE	555	67	0	162	132	89	5	69
UNKNOWN	0	0	0	0	0	0	0	0
STATE TOTAL	3833	592	0	1893	929	365	54	381
NEBRASKA								
ADAMS	78	13	0	43	17	5	0	4
ANTELOPE	27	5	0	15	7	0	0	1
ARTHUR	6	2	0	2	2	0	0	0
BANNER	1	0	0	1	0	0	0	0
BLAINE	4	0	0	3	0	0	1	0
BOONE	26	2	0	19	5	0	0	1
BOX BUTTE	70	9	0	43	15	2	1	7
BOYD	12	4	0	8	0	0	0	0

**ACTIVE PILOTS-CONTINUED
BY STATE AND COUNTY
AS OF DECEMBER 31, 1992**

State-County	Pilots Total	Student	Receational	Private	Commerical	Airline Transport	Miscellaneous	Flight Instructor
NEBRASKA—Continued								
BROWN	16	4	0	11	1	0	0	0
BUFFALO	130	31	0	63	28	6	2	14
BURT	17	2	0	8	7	0	0	2
BUTLER	25	6	0	9	7	3	0	1
CASS	69	13	0	33	12	9	2	7
CEDAR	15	4	0	7	4	0	0	0
CHASE	25	0	0	14	8	3	0	4
CHERRY	44	4	0	31	9	0	0	4
CHEYENNE	37	7	0	24	6	0	0	4
CLAY	16	1	0	7	8	0	0	2
COLFAX	15	0	0	10	4	1	0	2
CUMING	21	4	0	15	1	1	0	0
CUSTER	36	3	0	18	14	1	0	3
DAKOTA	42	9	0	23	7	3	0	2
DEUEL	40	6	0	17	14	3	0	6
DAWSON	83	10	0	50	19	3	1	11
DEUEL	8	1	0	3	4	0	0	0
DIXON	11	1	0	8	1	1	0	1
DODGE	89	10	0	54	19	5	1	4
DOUGLAS	1191	205	0	568	258	149	11	120
DUNDY	17	3	0	10	4	0	0	1
FILLMORE	27	2	0	20	4	1	0	0
FRANKLIN	14	2	0	7	5	0	0	0
FRONTIER	18	3	0	7	8	0	0	0
FURNAS	23	2	0	14	5	2	0	0
GAGE	66	11	0	33	20	1	1	6
GARDEN	6	1	0	2	3	0	0	2
GARFIELD	8	0	0	5	3	0	0	1
GOSPER	9	1	0	7	1	0	0	0
GRANT	20	2	0	15	3	0	0	0
GREELEY	11	1	0	5	4	1	0	1
HALL	127	24	0	60	25	17	1	15
HAMILTON	34	1	0	22	9	2	0	4
HARLAN	8	0	0	4	3	1	0	1
HAYES	0	0	0	0	0	0	0	0
HITCHCOCK	12	1	0	8	3	0	0	0
HOLT	66	7	0	54	3	2	0	2
HOOKER	7	0	0	5	1	0	1	1
HOWARD	14	2	0	7	4	1	0	3
JEFFERSON	26	4	0	18	2	2	0	4
JOHNSON	9	1	0	7	1	0	0	0
KEARNEY	28	4	0	12	11	1	0	1
KEITH	26	5	0	14	6	1	0	2
KEYA PAHA	1	0	0	1	0	0	0	0
KIMBALL	15	2	0	7	5	1	0	1
KNOX	18	1	0	13	3	1	0	1
LANCASTER	672	120	0	329	151	67	5	73
LINCOLN	110	19	0	63	25	3	0	8
LOGAN	5	1	0	2	2	0	0	0
LOUP	0	0	0	0	0	0	0	0
MADISON	120	23	0	69	25	3	0	14
MCPHERSON	1	1	0	0	0	0	0	0
MERRICK	15	1	0	9	3	2	0	1
MORRILL	12	1	0	6	3	2	0	1
NANCE	16	1	0	10	4	1	0	2
NEMAHA	14	2	0	7	4	1	0	1
NUCKOLLS	11	1	0	4	6	0	0	1
OTOE	29	4	0	17	6	1	1	3

**ACTIVE PILOTS-CONTINUED
BY STATE AND COUNTY
AS OF DECEMBER 31, 1992**

State-County	Pilots Total	Student	Receational	Private	Commerical	Airline Transport	Misceilaneous	Flight Instructor
NEBRASKA—Continued								
PAWNEE	13	3	0	9	1	0	0	0
PERKINS	23	2	0	17	4	0	0	2
PHELPS	45	7	0	25	12	1	0	3
PIERCE	12	3	0	9	0	0	0	0
PLATTE	90	11	0	49	22	7	1	7
POLK	13	1	0	8	3	1	0	1
REDWILLOW	53	7	0	24	17	4	1	6
RICHARDSON	26	10	0	10	5	0	1	2
ROCK	6	3	0	2	1	0	0	0
SALINE	30	2	0	23	3	2	0	1
SARPY	414	79	0	121	131	77	6	29
SAUNDERS	32	3	0	17	7	5	0	2
SCOTTS BLUFF	101	9	0	61	25	6	0	13
SEWARD	47	1	0	28	15	3	0	3
SHERIDAN	37	3	0	29	5	0	0	1
SHERMAN	10	1	0	7	2	0	0	0
SIoux	2	0	0	2	0	0	0	1
STANTON	4	1	0	2	1	0	0	0
THAYER	25	3	0	16	5	1	0	2
THOMAS	15	1	0	7	5	2	0	2
THURSTON	7	2	0	5	0	0	0	0
VALLEY	18	1	0	12	4	1	0	1
WASHINGTON	52	7	0	26	8	11	0	7
WAYNE	11	2	0	6	3	0	0	1
WEBSTER	5	0	0	5	0	0	0	0
WHEELER	4	2	0	2	0	0	0	0
YORK	59	7	0	29	22	0	1	6
UNKNOWN	0	0	0	0	0	0	0	0
STATE TOTAL	4923	781	0	2531	1143	430	38	442
NEVADA								
CARSON CITY	246	26	0	13	57	39	11	28
CHURCHILL	132	15	0	62	32	19	4	9
CLARK	2848	367	0	997	539	875	70	342
DOUGLAS	256	18	0	128	50	47	13	23
ELKO	143	24	0	87	25	7	0	13
ESMERALDA	7	0	0	0	3	1	0	0
EUREKA	7	1	0	6	0	0	0	0
HUMBOLDT	75	19	0	45	11	0	0	0
LANDER	23	3	0	8	12	0	0	0
LINCOLN	9	0	0	6	1	1	1	0
LYON	114	17	0	60	24	9	4	10
MINERAL	14	3	0	6	4	1	0	1
NYE	96	17	0	48	18	3	0	8
ORMSBY	76	10	0	33	16	16	1	8
PERSHING	15	1	0	10	4	0	0	1
STOREY	4	0	0	1	2	0	1	1
WASHOE	1539	183	0	584	278	433	60	169
WHITE PINE	38	3	0	17	7	0	1	1
UNKNOWN	5	0	0	3	1	1	0	0
STATE TOTAL	5626	707	0	2217	1084	1452	166	61
NEW HAMPSHIRE								
BELKNAP	272	43	1	103	48	70	5	3
CARROLL	231	24	0	103	52	45	7	0
CHESHIRE	197	44	0	31	37	23	1	2
COOS	98	19	1	54	13	5	1	1
GRAFTON	262	34	0	108	41	61	19	0
HILLSBOROUGH	1445	213	0	584	279	334	35	20
MERRIMACK	393	56	0	175	13	70	13	4
ROCKINGHAM	1230	164	0	424	199	430	20	10

**ACTIVE PILOTS-CONTINUED
BY STATE AND COUNTY
AS OF DECEMBER 31, 1992**

State-County	Pilots Total	Student	Recreational	Private	Commerical	Airline Transport	Miscellaneous	Flight Instructor
NEW HAMPSHIRE--								
Continued								
STRAFFORD	312	61	0	107	60	82	2	34
SULLIVAN	96	20	0	45	18	12	1	9
UNKNOWN	0	0	0	0	0	0	0	0
STATE TOTAL	4535	678	1	1793	826	1131	106	533
NEW JERSEY								
ATLANTIC	365	58	0	154	75	72	6	54
BERGEN	1350	229	0	563	275	229	54	185
BURLINGTON	1150	185	0	404	261	285	15	156
CAMDEN	740	164	0	338	130	97	11	84
CAPE MAY	263	52	0	112	57	38	4	26
CUMBERLAND	209	36	2	104	45	21	1	24
ESSEX	600	124	0	260	107	80	29	61
GLOUCESTER	376	77	0	179	80	33	7	46
HUDSON	256	67	0	110	50	23	6	27
HUNTERDON	638	102	0	286	100	125	25	72
MERCER	716	152	0	279	133	114	38	96
MIDDLESEX	855	208	0	382	137	92	36	97
MONMOUTH	1298	253	0	574	216	217	38	138
MORRIS	1094	172	0	487	195	189	51	139
OCEAN	768	163	0	302	144	140	19	79
PASSAIC	567	104	0	254	110	75	24	70
SALEM	123	35	0	62	23	3	0	7
SOMERSET	692	132	0	323	103	92	42	73
SUSSEX	566	94	0	188	86	184	14	60
UNION	706	143	0	313	125	98	27	71
WARREN	325	57	0	153	43	54	13	32
UNKNOWN	3	2	0	1	0	0	0	0
STATE TOTAL	13660	2609	2	5828	2495	2266	460	1597
NEW MEXICO								
BERNALILLO	1755	248	0	702	416	328	61	213
CATRON	6	3	0	2	1	0	0	0
CHAVES	125	13	0	61	30	19	2	13
COLFAX	35	8	0	16	8	2	1	4
CURRY	327	78	0	130	89	25	5	18
DE BACA	6	0	0	4	2	0	0	0
DONA ANA	423	91	0	165	131	30	6	71
EDDY	97	2	0	46	22	13	4	11
GRANT	87	9	0	45	25	7	1	10
GUADALUPE	5	0	0	3	1	1	0	0
HARDING	4	0	0	4	0	0	0	0
HIDALGO	11	2	0	7	2	0	0	1
LEA	141	20	0	80	22	10	9	13
LINCOLN	53	10	0	24	10	9	0	3
LOS ALAMOS	160	10	0	97	38	6	9	15
LUNA	52	9	0	26	14	1	0	3
MCKINLEY	66	5	0	41	14	5	1	9
MORA	5	1	0	3	1	0	0	0
OTERO	298	43	0	100	91	48	16	32
QUAY	41	10	0	20	9	1	1	3
RIO ARRIBA	20	9	0	10	7	3	0	6
ROOSEVELT	55	11	0	29	12	3	0	6
SAN JUAN	235	31	0	106	50	48	0	33
SAN MIGUEL	22	1	0	11	6	2	0	6
SANDOVAL	73	9	0	34	12	18	1	6
SANTA FE	376	60	0	175	85	46	10	38
SIERRA	25	4	0	16	5	0	0	1
SOCORRO	27	6	0	24	4	1	2	1
TAGS	51	4	0	29	11	5	1	5

**ACTIVE PILOTS-CONTINUED
BY STATE AND COUNTY
AS OF DECEMBER 31, 1992**

State-County	Pilots Total	Student	Recreational	Private	Commerical	Airline Transoort	Miscellaneous	Flight Instructor
NEW MEXICO—Continued								
TORRANCE	15	2	0	7	6	0	0	1
UNION	7	1	0	4	1	1	0	1
VALENCIA	134	14	0	61	36	20	3	21
UNKNOWN	0	0	0	0	0	0	0	0
STATE TOTAL	4746	714	0	2084	1163	652	133	544
NEW YORK								
ALBANY	430	103	0	174	91	54	8	41
ALLEGHANY	66	17	0	26	16	6	1	8
BRONX	224	80	0	69	58	10	7	29
BROOME	445	80	1	171	79	52	62	51
CATTARAUGUS	97	20	0	45	23	6	3	15
CAYUGA	107	31	0	48	21	5	2	9
CHAUTAUQUA	290	64	0	119	52	42	13	37
CHEMUNG	214	28	0	59	38	20	69	33
CHENANGO	92	31	0	31	15	10	5	9
CLINTON	235	26	0	69	87	52	1	29
COLUMBIA	136	25	1	64	24	21	1	20
CORTLAND	77	22	0	36	10	7	2	7
DELAWARE	54	5	0	32	10	7	0	5
DUTCHESS	638	118	0	325	104	78	13	79
ERIE	1198	238	2	555	245	112	46	119
ESSEX	80	16	0	36	17	8	3	10
FRANKLIN	76	14	0	43	15	2	2	8
FULTON	84	21	0	43	17	2	1	6
GENESEE	114	14	0	62	27	6	5	7
GREENE	60	13	0	30	8	8	1	8
HAMILTON	41	4	0	19	12	4	2	9
HERKIMER	84	9	0	40	15	12	8	6
JEFFERSON	162	26	0	78	31	6	21	13
KINGS	544	178	0	194	98	45	29	52
LEWIS	26	5	0	16	4	1	0	2
LIVINGSTON	156	25	0	88	22	9	12	14
MADISON	123	19	2	50	30	19	3	20
MONROE	1201	234	2	582	248	83	52	152
MONTGOMERY	93	14	0	52	16	9	2	10
NASSAU	1800	331	0	761	384	246	78	257
NEW YORK	1143	251	0	573	180	72	67	59
NIAGARA	327	67	0	146	72	24	18	35
ONEIDA	532	77	1	203	133	93	25	43
ONONDAGA	744	168	0	322	126	89	39	83
ONTARIO	181	37	0	99	26	14	5	17
ORANGE	622	149	0	262	114	73	24	61
ORLEANS	85	13	0	49	16	6	1	9
OSWEGO	177	45	0	99	22	9	2	9
OTSEGO	105	22	0	44	22	13	4	17
PUTNAM	215	40	0	117	28	25	5	24
QUEENS	999	276	0	379	206	107	31	115
RENSSELAER	285	67	0	125	52	32	9	33
RICHMOND	272	85	0	116	40	20	11	22
ROCKLAND	325	49	0	156	60	40	20	36
SARATOGA	495	92	0	192	99	96	16	65
SCHENECTADY	334	66	2	149	61	39	17	49
SCHOHARIE	48	13	0	23	8	3	1	4
SCHUYLER	29	6	0	16	5	2	0	6
SENECA	56	15	0	30	6	5	0	2
ST LAWRENCE	134	33	0	75	23	1	2	8
STEUBEN	178	42	1	78	35	11	11	13
SUFFOLK	2992	563	3	1155	651	497	123	416

**ACTIVE PILOTS-CONTINUED
BY STATE AND COUNTY
AS OF DECEMBER 31, 1992**

State-County	Pilots Total	Student	Recreational	Private	Commerical	Airline Transport	Miscellaneous	Flight Instructor
NEW YORK- Continued								
SULLIVAN	137	35	0	61	25	7	9	14
TIOGA	104	27	0	39	21	7	10	11
TOMPKINS	233	46	2	108	39	17	21	19
ULSTER	341	81	0	168	49	34	9	27
WARREN	165	27	0	88	34	14	2	12
WASHINGTON	98	20	1	55	14	5	3	6
WAYNE	182	45	0	98	30	5	4	11
WESTCHESTER	1281	275	0	610	240	114	42	130
WYOMING	46	6	0	26	10	4	0	4
YATES	103	24	0	57	13	7	2	11
MILITARY ²	1027	240	0	303	323	92	69	80
UNKNOWN	2	0	0	2	0	0	0	0
STATE TOTAL	22944	4813	18	9940	4600	2519	1054	2516
NORTH CAROLINA								
ALAMANCE	182	29	0	90	30	28	5	19
ALEXANDER	43	7	0	28	2	6	0	1
ALLEGHANY	13	3	0	8	2	0	0	1
ANSON	16	4	0	8	4	0	0	1
ASHE	40	17	0	14	6	3	0	0
AVERY	19	2	0	6	6	4	1	3
BEAUFORT	100	19	0	51	23	5	2	9
BERTIE	17	2	0	11	3	1	0	1
BLADEN	38	6	0	18	8	6	0	5
BRUNSWICK	84	17	0	43	16	7	1	6
BUNCOMBE	308	57	0	146	65	31	9	27
BURKE	94	19	0	49	16	9	1	5
CABARRUS	265	41	1	122	40	58	3	22
CALDWELL	96	23	0	50	18	5	0	13
CAMDEN	11	2	0	5	2	2	0	2
CARTERET	219	42	0	97	53	26	1	20
CASWELL	16	0	0	11	3	2	0	2
CATAWBA	290	66	0	121	47	51	5	20
CHATHAM	55	4	0	25	9	16	1	4
CHEROKEE	50	10	0	27	10	3	0	8
CHOWAN	26	2	0	13	7	4	0	2
CLAY	19	8	0	5	3	1	2	1
CLEVELAND	125	23	0	59	32	11	0	10
COLUMBUS	52	14	0	19	12	6	1	7
CRAVEN	400	65	0	130	122	81	2	31
CUMBERLAND	884	171	0	301	207	79	126	52
CURRITUCK	14	1	0	10	1	2	0	0
DARE	78	14	0	29	20	15	0	16
DAVIDSON	189	32	1	104	28	22	2	16
DAVIE	124	15	0	49	28	32	0	18
DELFIN	55	18	0	27	8	2	0	2
DURHAM	295	50	1	152	41	43	8	20
EDGECOMBE	67	8	0	33	15	11	0	8
FORSYTH	863	125	0	320	187	216	15	119
FRANKLIN	35	4	0	15	11	5	0	5
GASTON	241	49	0	92	46	46	8	25
GATES	7	0	0	4	2	1	0	1
GRAHAM	1	1	0	0	0	0	0	0
GRANVILLE	25	6	0	8	6	5	0	1
GREENE	12	0	0	8	3	1	0	2
GUILFORD	939	137	3	399	181	208	11	105
HALIFAX	46	9	0	21	13	2	1	4
HARNETT	100	11	0	52	22	12	3	11
HAYWOOD	33	3	0	18	9	3	0	2

**ACTIVE PILOTS-CONTINUED
BY STATE AND COUNTY
AS OF DECEMBER 31, 1992**

State-County	Pilots Total	Student	Recreational	Private	Commerical	Airline Transport	Miscellaneous	Flight Instructor
NORTH CAROLINA—								
Continued								
HENDERSON	213	29	0	99	52	32	1	25
HERTFORD	22	2	0	8	10	2	0	2
HOKE	39	8	0	14	16	1	0	2
HYDE	13	3	0	6	3	0	1	0
IREDELL	271	39	0	97	42	92	1	32
JACKSON	38	5	0	17	9	4	3	3
JOHNSTON	126	23	0	53	19	30	1	14
JONES	17	1	0	10	4	2	0	2
LEE	91	16	0	41	22	12	0	5
LENOIR	169	32	0	75	44	16	2	17
LINCOLN	120	28	0	47	16	29	0	15
MACON	55	12	0	27	9	7	0	6
MADISON	14	2	0	6	3	3	0	1
MARTIN	11	2	0	7	2	0	0	1
MCDOWELL	44	6	0	27	6	3	2	3
MECKLEMBURG	1892	262	1	633	300	648	48	196
MITCHELL	17	0	0	10	5	2	0	2
MONTGOMERY	24	6	0	15	1	2	0	1
MOORE	163	18	0	69	45	27	4	13
NASH	84	18	0	31	18	15	2	8
NEW HANOVER	407	71	0	168	73	92	3	35
NORTHAMPTON	19	2	0	13	3	1	0	1
ONSLOW	271	61	0	84	90	28	8	14
ORANGE	240	51	0	85	51	47	6	33
PAMLICO	22	4	0	13	4	1	0	1
PASQUOTANK	80	10	0	32	21	13	4	5
PENDER	45	7	0	16	8	14	0	3
PERQUIMANS	5	0	0	2	1	2	0	1
PERSON	51	10	1	17	15	6	2	6
PITT	203	49	0	89	42	19	4	15
POLK	38	5	0	14	10	9	0	4
RANDOLPH	166	39	0	85	26	16	0	17
RICHMOND	43	15	0	16	11	1	0	6
ROBESON	66	15	0	28	11	12	0	7
ROCKINGHAM	127	20	0	71	23	12	1	16
ROWAN	192	42	0	73	42	33	2	19
RUTHERFORD	79	20	0	34	15	8	2	9
SAMPSON	83	18	0	41	18	5	1	6
SCOTLAND	37	7	0	17	8	4	1	3
STANLY	89	17	0	47	11	14	0	9
STOKES	59	10	0	32	10	7	0	3
SURRY	110	22	0	47	19	13	9	10
SWAIN	14	6	0	6	1	0	1	1
TRANSYLVANIA	42	4	0	22	10	5	1	2
TYRRELL	1	0	0	0	1	0	0	0
UNION	194	27	0	82	47	32	6	30
VANCE	33	11	0	13	7	2	0	1
WAKE	1604	216	2	635	295	427	20	160
WARREN	13	3	0	5	2	3	0	0
WASHINGTON	20	1	0	9	5	5	0	4
WATAUGA	63	13	0	34	7	5	4	3
WAYNE	358	70	0	121	103	59	5	20
WILKES	74	12	0	30	7	23	2	11
WILSON	81	16	0	45	9	11	0	5
YADKIN	50	9	0	29	5	7	0	6
YANCEY	9	3	0	5	0	1	0	0
UNKNOWN	1	0	0	0	0	1	0	0

**ACTIVE PILOTS-CONTINUED
BY STATE AND COUNTY
AS OF DECEMBER 31, 1992**

State-County	Pilots Total	Student	Recreational	Private	Commerical	Airline Transport	Miscellaneous	Flight Instructor
NORTH CAROLINA--								
Continued								
STATE TOTAL	14998	2534	10	6150	3004	2936	364	1441
NORTH DAKOTA								
ADAMS	14	0	0	9	5	0	0	2
BARNES	43	5	0	21	13	2	2	4
BENSON	26	4	0	12	9	1	0	2
BILLINGS	0	0	0	0	0	0	0	0
BOTTINEAU	43	6	0	21	14	2	0	2
BOWMAN	23	3	0	9	11	0	0	1
BURKE	11	0	0	6	5	0	0	2
BURLEIGH	250	38	0	120	71	16	5	30
CASS	542	73	0	257	164	46	2	55
CAVALIER	30	4	0	18	8	0	0	1
DICKEY	22	5	0	8	9	0	0	2
DIVIDE	27	5	0	17	5	0	0	0
DUNN	11	1	0	10	0	0	0	0
EDDY	15	2	0	8	5	0	0	0
EMMONS	15	0	0	13	2	0	0	0
FOSTER	9	4	0	1	4	0	0	0
GOLDEN VALLEY	8	0	0	6	2	0	0	1
GRAND FORKS	913	165	0	338	350	51	9	139
GRANT	5	1	0	3	1	0	0	0
GRIGGS	12	0	0	6	5	1	0	3
HETTINGER	10	0	0	2	5	3	0	1
KIDDER	12	3	0	7	2	0	0	0
LA MOURE	24	1	0	17	6	0	0	1
LOGAN	4	0	0	3	1	0	0	0
MCHENRY	33	9	0	10	14	0	0	1
MCINTOSH	7	2	0	4	1	0	0	0
MCKENZIE	32	4	0	21	7	0	0	0
MCLEAN	57	12	0	32	12	1	0	6
MERCER	22	3	0	15	4	0	0	1
MORTON	58	9	0	39	8	2	0	1
MOUNTRAIL	26	0	0	22	4	0	0	0
NELSON	31	3	0	14	14	0	0	2
OLIVER	1	0	0	0	1	0	0	0
PEMBINA	68	10	0	30	26	2	0	7
PIERCE	21	5	0	14	2	0	0	0
RAMSEY	54	6	0	24	21	2	1	7
RANSOM	18	0	0	14	4	0	0	0
RENVILLE	15	3	0	6	6	0	0	1
RICHLAND	50	6	0	23	19	1	1	6
ROLETTE	24	5	0	13	5	1	0	2
SARGENT	21	4	0	12	5	0	0	1
SHERIDAN	1	0	0	1	0	0	0	0
SIOUX	2	0	0	1	1	0	0	0
SLOPE	1	0	0	0	0	0	0	0
STARK	60	9	0	31	17	3	0	4
STEELE	13	0	0	8	5	0	0	0
STUTSMAN	67	8	0	33	22	4	0	6
TOWNER	12	1	0	7	4	0	0	0
TRAILL	59	9	0	31	17	2	0	4
WALSH	54	8	0	30	13	3	0	5
WARD	276	59	0	122	78	15	2	18
WELLS	30	6	0	17	7	0	0	3
WILLIAMS	85	11	0	53	17	4	1	8
UNKNOWN	0	0	0	0	0	0	0	0
STATE TOTAL	3267	512	0	1540	1031	162	22	330
OHIO								

**ACTIVE PILOTS-CONTINUED
BY STATE AND COUNTY
AS OF DECEMBER 31, 1992**

State-County	Pilots Total	Student	Recreational	Private	Commerical	Airline Transport	Miscellaneous	Flight Instructor
NORTH DAKOTA— Continued								
ADAMS	35	5	0	26	3	1	0	2
ALLEN	202	34	0	122	38	6	2	13
ASHLAND	83	17	0	39	19	6	2	14
ASHTABULA	111	24	1	56	22	4	4	6
ATHENS	108	13	0	58	28	8	1	20
AUGLAIZE	81	11	0	45	18	7	0	4
BELMONT	102	15	1	62	17	7	0	13
BROWN	44	5	0	21	10	8	0	5
BUTLER	604	137	1	263	118	70	15	59
CARROLL	41	6	0	29	4	2	0	5
CHAMPAIGN	75	15	0	47	8	4	1	3
CLARK	258	47	0	130	56	24	1	19
CLERMONT	215	45	1	95	32	38	4	26
CLINTON	153	24	0	59	22	48	0	18
COLUMBIANA	257	48	1	135	38	33	2	23
COSHOCTON	73	11	0	44	11	4	3	7
CRAWFORD	77	7	0	51	11	8	0	8
CUYAHOGA	1792	306	0	772	399	265	50	243
DARKE	87	17	0	51	15	3	1	4
DEFIANCE	48	16	0	20	10	0	2	4
DELAWARE	219	26	0	115	47	28	3	28
ERIE	182	33	0	90	40	18	1	16
FAIRFIELD	269	27	1	124	51	58	8	36
FAYETTE	31	7	0	17	5	2	0	5
FRANKLIN	2156	358	0	979	461	297	61	265
FULTON	94	16	0	40	20	18	0	15
GALLIA	37	5	0	20	8	2	2	4
GEAUGA	167	29	0	92	27	13	6	19
GREENE	349	57	0	154	80	47	11	32
GUERNSEY	70	14	0	38	11	5	2	4
HAMILTON	1885	325	1	845	336	328	50	199
HANCOCK	150	28	0	80	21	21	0	9
HARDIN	53	3	0	38	10	1	1	3
HARRISON	20	3	0	13	4	0	0	1
HENRY	49	7	0	27	10	5	0	8
HIGHLAND	59	14	1	30	9	5	0	5
HOCKING	26	6	0	14	2	4	0	5
HOLMES	47	13	0	25	5	3	1	4
HURON	111	24	0	56	19	10	2	10
JACKSON	37	6	0	24	6	1	0	3
JEFFERSON	94	12	0	61	16	4	1	6
KNOX	137	28	0	81	18	8	2	7
LAKE	373	66	0	179	72	50	6	51
LAWRENCE	58	15	0	27	11	5	0	11
LICKING	260	39	1	139	40	39	2	28
LOGAN	94	21	0	53	15	4	1	7
LORAIN	490	90	0	225	103	72	0	65
LUCAS	726	127	0	339	131	112	17	98
MADISON	102	15	0	54	26	6	1	8
MAHONING	431	88	0	210	79	48	6	45
MARION	91	23	0	49	11	3	5	5
MEDINA	449	73	0	198	76	92	10	54
MEIGS	28	5	0	17	3	3	0	4
MERCER	58	6	0	39	10	3	0	4
MIAMI	286	51	1	145	49	33	7	29
MONROE	12	3	0	5	2	2	0	1
MONTGOMERY	1788	317	1	819	402	206	43	175

**ACTIVE PILOTS-CONTINUED
BY STATE AND COUNTY
AS OF DECEMBER 31, 1992**

State-County	Pilots Total	Student	Recreational	Private	Commerical	Airline Transport	Miscellaneous	Flight Instructor
NORTH DAKOTA--								
Continued								
MORGAN	16	3	0	7	6	0	0	1
MORROW	47	4	0	32	8	2	1	5
MUSKINGUM	166	39	0	95	27	5	0	12
NOBLE	11	3	0	5	1	1	1	0
OTTAWA	94	10	0	64	13	6	1	10
PAULDING	43	3	0	30	7	2	1	3
PERRY	38	10	0	17	10	1	0	4
PICKAWAY	83	14	0	47	12	8	2	7
PIKE	35	13	0	13	7	0	2	1
PORTAGE	272	49	0	140	60	19	4	40
PREBLE	58	13	0	25	14	4	2	7
PUTNAM	81	19	0	39	15	7	1	6
RICHLAND	231	34	0	113	55	28	1	19
ROSS	125	28	0	72	17	6	2	7
SANDUSKY	99	19	0	50	24	6	0	9
SCIOTO	104	19	0	60	20	4	1	12
SENECA	134	20	0	84	23	7	0	13
SHELBY	59	13	0	31	9	5	1	6
STARK	731	104	0	376	157	87	7	94
SUMMIT	859	158	0	435	151	98	17	94
TRUMBULL	368	53	0	193	97	21	4	47
TUSCARAWAS	129	25	0	68	24	11	1	15
UNION	49	11	0	21	14	3	0	6
VAN WERT	63	9	0	39	11	3	1	5
VINTON	14	2	0	8	4	0	0	1
WARREN	337	46	1	165	56	59	10	35
WASHINGTON	110	17	0	63	20	6	4	12
WAYNE	228	39	2	118	39	27	3	29
WILLIAMS	83	23	0	44	9	5	2	6
WOOD	232	32	0	123	49	26	2	28
WYANDOT	34	4	0	23	4	2	1	3
UNKNOWN	0	0	0	0	0	0	0	0
STATE TOTAL	20867	3619	14	10186	4078	2561	409	230?
OKLAHOMA								
ADAIR	16	4	0	12	0	0	0	0
ALFALFA	16	2	0	12	2	0	0	0
ATOKA	22	5	0	9	5	3	0	4
BEAVER	13	1	0	10	2	0	0	1
BECKHAM	44	4	0	22	13	4	1	9
BLAINE	23	3	0	13	5	2	0	4
BRYAN	127	33	0	61	25	8	0	20
CADDO	172	19	0	78	48	26	1	15
CANADIAN	305	29	0	118	69	84	5	65
CARTER	122	15	0	55	33	17	2	22
CHEROKEE	62	15	0	31	15	1	0	7
CHOCTAW	13	4	0	6	3	0	0	2
CIMARRON	20	4	0	11	4	1	0	3
CLEVELAND	444	72	0	210	107	50	5	57
COAL	2	0	0	1	1	0	0	0
COMANCHE	218	36	0	90	46	18	28	14
COTTON	9	2	0	3	3	0	1	0
CRAIG	37	4	0	28	2	3	0	1
CREEK	130	33	0	66	20	7	4	8
CUSTER	57	9	0	36	8	3	1	2
DELAWARE	47	9	0	25	13	0	0	2
DEWEY	13	2	0	7	3	1	0	0
ELLIS	11	3	0	6	2	0	0	0
GARFIELD	432	33	0	149	139	47	4	29

**ACTIVE PILOTS-CONTINUED
BY STATE AND COUNTY
AS OF DECEMBER 31, 1992**

State-County	Pilots Total	Student	Recreational	Private	Commerical	Airline Transport	Miscellaneous	Flight Instructor
OKLAHOMA--Continued								
GARVIN	41	4	0	24	10	2	1	4
GRADY	94	16	0	49	19	10	0	11
GRANT	21	2	0	13	6	0	0	1
GREER	13	1	0	7	4	1	0	2
HARMON	20	3	0	13	4	0	0	2
HARPER	11	2	0	8	1	0	0	0
HASKELL	12	2	0	7	2	0	1	1
HUGHES	20	3	0	10	6	1	0	1
JACKSON	191	28	0	62	62	39	0	20
JEFFERSON	2	0	0	1	1	0	0	0
JOHNSTON	12	0	0	9	2	0	1	0
KAY	147	29	0	73	27	16	2	13
KINGFISHER	44	13	0	24	4	3	0	4
KIOWA	30	4	0	15	11	0	0	1
LATIMER	9	2	0	4	2	1	0	0
LE FLORE	64	12	0	35	12	4	1	6
LINCOLN	47	6	0	20	11	10	0	9
LOGAN	58	14	0	26	15	2	1	3
LOVE	19	2	0	11	4	2	0	2
MAJOR	27	3	0	18	5	1	0	2
MARSHALL	22	3	0	13	4	2	0	3
MAYES	59	13	0	34	9	3	0	1
MCCLAIN	88	14	0	44	15	14	1	15
MCCURTAIN	135	25	0	75	21	14	0	8
MCINTOSH	29	4	0	16	7	2	0	2
MURRAY	11	2	0	6	2	1	0	0
MUSKOGEE	155	37	0	86	27	3	2	12
NOBLE	30	5	0	16	5	3	1	2
NOWATA	17	2	0	12	3	0	0	0
OKFUSKEE	17	5	0	6	4	2	0	1
OKLAHOMA	2002	308	0	845	465	356	28	272
OKMULGEE	46	7	0	28	8	2	1	3
OSAGE	20	7	0	9	2	2	0	1
OTTAWA	68	11	0	37	16	4	0	5
PAWNEE	47	9	0	28	5	4	1	5
PAYNE	272	83	0	125	52	10	2	23
PITTSBURG	84	21	0	45	17	1	0	4
PONTOTOC	55	7	0	27	16	5	0	7
POTTAWATOMIE	101	25	0	54	17	4	1	16
PUSHMATAHA	15	6	0	6	2	1	0	2
ROGER MILLS	9	1	0	5	3	0	0	1
ROGERS	201	39	0	103	39	19	1	11
SEMINOLE	45	12	0	22	10	1	0	2
SEQUOYAH	44	8	0	26	6	3	1	2
STEPHENS	113	29	0	55	19	7	3	8
TEXAS	69	9	0	38	20	2	0	7
TILLMAN	31	2	0	13	12	3	1	3
TULSA	2975	624	0	1460	593	270	28	334
WAGONER	60	12	0	30	15	3	0	5
WASHINGTON	169	36	0	74	31	27	1	12
WASHITA	19	3	0	11	5	0	0	1
WOODS	28	2	0	19	5	2	0	3
WOODWARD	55	6	0	41	8	0	0	6
UNKNOWN	0	0	0	0	0	0	0	0
STATE TOTAL	10328	1864	0	4897	2299	1137	131	1124
OREGON								
BAKER	43	7	0	19	11	6	0	7
BENTON	290	61	0	151	55	15	8	32

**ACTIVE PILOTS-CONTINUED
BY STATE AND COUNTY
AS OF DECEMBER 31, 1992**

State-County	Pilots Total	Student	Recreational	Private	Commerical	Airline Transport	Miscellaneous	Flight Instructor
OREGON—Continued								
CLACKAMAS	1013	161	0	528	215	96	13	98
CLATSOP	82	18	0	36	21	6	1	11
COLUMBIA	117	23	0	59	27	7	1	12
COOS	203	34	0	109	43	10	7	14
CROOK	67	17	0	38	8	3	1	5
CURRY	62	9	0	34	16	2	1	5
DESCHUTES	626	95	0	325	133	62	11	47
DOUGLAS	228	37	0	127	50	13	1	22
GILLIAM	12	1	0	7	3	1	0	2
GRANT	38	5	0	22	11	0	0	2
HARNEY	34	4	0	19	10	1	0	2
HOOD RIVER	81	16	0	33	18	13	1	12
JACKSON	758	135	0	378	156	72	17	51
JEFFERSON	37	5	0	24	6	2	0	2
JOSEPHINE	116	21	0	62	24	5	4	9
KLAMATH	265	28	0	136	65	29	7	20
LAKE	41	8	0	25	8	0	0	3
LANE	1044	201	0	510	244	68	21	116
LINCOLN	88	12	0	47	21	6	2	8
LINN	279	47	1	145	64	15	7	26
MALHEUR	114	18	0	60	29	6	1	6
MARION	736	108	0	410	140	65	13	75
MORROW	28	3	0	18	5	1	1	3
MULTNOMAH	2152	407	2	1047	368	244	84	239
POLK	106	12	0	59	22	10	3	14
SHERMAN	17	4	0	6	6	1	0	3
TILLAMOOK	54	18	0	21	13	2	0	6
UMATILLA	211	32	0	112	48	6	13	15
UNION	105	16	0	57	22	4	6	14
WALLOWA	48	7	0	32	8	1	0	4
WASCO	80	5	0	51	19	4	1	7
WASHINGTON	1010	161	0	484	202	117	46	120
WHEELER	8	1	0	5	2	0	0	0
YAMHILL	263	32	0	143	46	29	13	26
UNKNOWN	0	0	0	0	0	0	0	0
STATE TOTAL	10456	1769	3	5339	2139	922	284	1038
PENNSYLVANIA								
ADAMS	161	20	0	76	30	29	6	23
ALLEGHENY	2926	555	0	1022	537	738	74	405
ARMSTRONG	118	35	0	55	14	11	3	12
BEAVER	738	154	0	225	165	190	4	133
BEDFORD	63	9	0	29	17	6	2	5
BERKS	617	102	0	273	105	114	23	78
BLAIRE	201	37	0	92	48	20	4	26
BRADFORD	101	19	0	47	23	7	5	12
BUCKS	1560	234	0	641	283	333	69	175
BUTLER	485	85	1	208	93	92	6	64
CAMBRIA	198	47	0	104	30	16	1	17
CAMERON	11	2	0	4	4	1	0	0
CARBON	111	24	0	43	18	25	1	22
CENTRE	309	60	0	142	50	30	27	34
CHESTER	1006	184	0	487	194	119	22	103
CLARION	52	8	0	29	12	2	1	3
CLEARFIELD	120	24	0	65	16	12	3	12
CLINTON	95	15	0	47	26	6	1	14
COLUMBIA	100	20	0	52	16	8	4	5
CRAWFORD	147	36	0	75	26	9	1	9
CUMBERLAND	417	69	0	184	88	64	12	47

**ACTIVE PILOTS-CONTINUED
BY STATE AND COUNTY
AS OF DECEMBER 31, 1992**

State-County	Pilots Total	Student	Recreational	Private	Commerical	Airline Transport	Miscellaneous	Flight Instructor
PENNSYLVANIA—								
<i>Continued</i>								
DAUPHIN	497	77	0	208	94	102	16	86
DELAWARE	805	154	0	367	161	95	28	100
ELK	38	7	0	16	6	8	1	5
ERIE	391	71	0	186	72	49	13	45
FAYETTE	162	28	0	82	36	14	2	24
FOREST	8	4	0	3	0	1	0	0
FRANKLIN	240	49	0	103	44	41	3	29
FULTON	19	6	0	8	2	3	0	2
GREENE	44	8	0	13	10	11	2	7
HUNTINGDON	67	16	0	32	7	5	1	3
INDIANA	153	36	0	84	22	8	3	14
JEFFERSON	85	13	0	43	18	8	3	11
JUNIATA	30	6	0	17	5	1	1	1
LACKAWANNA	275	58	0	115	52	45	5	27
LANCASTER	799	139	0	400	141	113	6	94
LAWRENCE	176	43	0	78	36	17	2	24
LEBANON	229	41	1	128	38	19	2	23
LEHIGH	677	138	0	276	114	132	17	94
LUZERNE	408	87	0	193	73	47	8	38
LYCOMING	242	43	0	119	53	24	3	25
MCKEAN	60	12	0	26	14	6	2	7
MERCER	192	36	0	93	36	27	0	17
MIFFLIN	71	16	0	33	8	12	2	10
MONROE	260	48	0	94	52	61	5	34
MONTGOMERY	1408	268	0	680	268	142	50	141
MONTOUR	50	16	0	23	7	3	1	5
NORTHAMPTON	574	107	1	236	86	125	19	65
NORTHUMBERLAND	118	21	0	61	23	9	4	11
PERRY	52	6	0	25	8	9	4	10
PHILADELPHIA	721	185	0	334	124	53	25	78
PIKE	73	19	0	25	8	16	5	6
POTTER	18	1	0	7	7	3	0	5
SCHUYLKILL	165	38	1	73	32	15	6	16
SNYDER	61	14	0	29	11	4	3	7
SOMERSET	170	38	0	89	28	13	2	15
SULLIVAN	11	5	0	3	1	2	0	1
SUSQUEHANNA	60	10	0	36	4	7	3	5
TIOGA	35	7	0	19	6	3	0	7
UNION	62	11	0	39	5	5	2	2
VENANGO	119	31	0	53	21	14	0	12
WARREN	76	14	0	44	10	5	3	8
WASHINGTON	527	100	0	221	99	98	9	75
WAYNE	152	35	0	57	38	21	1	15
WESTMORELAND	623	125	0	282	122	82	12	86
WYOMING	92	19	0	42	20	9	2	14
YORK	514	83	1	258	95	64	13	55
UNKNOWN	2	1	0	0	1	0	0	0
STATE TOTAL	21147	4029	5	9259	3913	3383	558	2558
RHODE ISLAND								
BRISTOL	77	9	0	34	17	15	2	9
KENT	275	45	0	132	58	33	7	37
NEWPORT	257	41	0	127	55	29	5	18
PROVIDENCE	582	132	0	286	100	50	14	52
WASHINGTON	297	48	0	125	64	48	12	25
UNKNOWN	0	0	0	0	0	0	0	0
STATE TOTAL	1488	275	0	704	294	175	40	142
SOUTH CAROLINA								
ABBEVILLE	19	3	0	12	2	2	0	1

**ACTIVE PILOTS-CONTINUED
BY STATE AND COUNTY
AS OF DECEMBER 31, 1992**

State-County	Pilots Total	Student	Receational	Private	Commerical	Airline Transport	Miscellaneous	Flight Instructor
SOUTH CAROLINA--								
Continued								
AIKEN	219	54	0	116	31	11	7	17
ALLENDALE	12	4	0	2	5	1	0	2
ANDERSON	217	41	0	110	43	21	2	16
BAMBERG	17	3	0	9	4	0	1	2
BARNWELL	33	7	0	15	8	3	0	5
BEAUFORT	264	40	0	98	75	49	2	23
BERKELEY	114	24	0	57	17	12	4	7
CALHOUN	13	2	0	4	5	2	0	0
CHARLESTON	764	164	0	265	186	138	11	58
CHEROKEE	30	10	0	10	7	3	0	5
CHESTER	39	8	0	13	8	2	8	1
CHESTERFIELD	47	7	0	28	6	1	5	3
CLARENDON	28	4	0	11	13	0	0	2
COLLETON	34	10	1	14	6	2	1	2
DARLINGTON	87	20	0	40	18	7	2	7
DILLON	22	3	0	9	7	3	0	1
DORCHESTER	247	38	0	88	65	53	3	23
EDGEFIELD	18	4	0	10	2	1	1	1
FAIRFIELD	18	4	0	11	2	1	0	0
FLORENCE	216	57	0	95	44	17	3	19
GEORGETOWN	88	18	0	41	23	6	0	5
GREENVILLE	769	136	0	354	147	121	11	84
GREENWOOD	84	19	0	38	18	9	0	9
HAMPTON	20	8	0	10	2	0	0	1
HORRY	564	126	0	134	228	68	8	118
JASPER	26	4	0	13	5	4	0	5
KERSHAW	97	11	0	44	27	13	2	11
LANCASTER	37	7	0	18	7	3	2	3
LAURENS	52	8	0	29	11	3	1	4
LEE	14	4	0	6	3	1	0	2
LEXINGTON	381	50	0	176	83	63	9	39
MARION	26	6	0	14	4	2	0	3
MARLBORO	25	4	0	12	7	2	0	2
MCCORMICK	4	1	0	3	0	0	0	0
NEWBERRY	42	9	0	19	9	3	2	4
OCONEE	142	27	0	80	20	12	3	9
ORANGEBURG	97	17	0	52	22	4	2	5
PICKENS	154	43	0	76	23	11	1	13
RICHLAND	565	105	0	221	139	80	20	42
SALUDA	22	3	0	8	5	3	3	5
SPARTANBURG	312	55	0	156	68	26	7	24
SUMTER	306	38	0	88	121	54	5	18
UNION	12	1	0	6	5	0	0	0
WILLIAMSBURG	35	9	0	14	9	2	1	4
YORK	331	43	0	123	50	108	7	41
UNKNOWN	3	3	0	0	0	0	0	0
STATE TOTAL	6666	1262	1	2752	1590	927	134	646
SOUTH DAKOTA								
AURORA	7	0	0	3	4	0	0	1
BEADLE	61	7	0	34	16	3	1	6
BENNETT	12	1	0	6	5	0	0	0
BON HOMME	42	6	0	26	8	1	1	2
BROOKINGS	90	16	0	47	20	6	1	7
BROWN	108	17	0	47	30	14	0	13
BRULE	12	3	0	5	4	0	0	0
BUFFALO	2	0	0	1	1	0	0	0
BUTTE	39	15	0	15	7	2	0	3
CAMPBELL	7	3	0	3	1	0	0	0

**ACTIVE PILOTS-CONTINUED
BY STATE AND COUNTY
AS OF DECEMBER 31, 1992**

State-County	Pilots Total	Student	Receational	Private	Commerical	Airline Transport	Miscellaneous	Flight Instructor
SOUTH DAKOTA--								
Continued								
CHARLES MIX	19	1	0	11	6	1	0	3
CLARK	22	8	0	8	5	0	1	2
CLAY	25	6	0	7	8	4	0	5
CODINGTON	66	18	0	30	10	6	2	6
CORSON	7	1	0	5	1	0	0	0
CUSTER	20	2	0	13	3	2	0	2
DAVISON	36	4	0	18	10	3	1	3
DAY	20	2	0	13	2	3	0	1
DEUEL	13	2	0	6	3	0	0	2
DEWEY	14	2	0	9	3	0	0	2
DOUGLAS	4	1	0	3	0	0	0	0
EDMUNDS	14	1	0	11	2	0	0	0
FALL RIVER	46	12	0	25	9	0	0	5
FAULK	17	2	0	9	6	0	0	1
GRANT	18	1	0	12	4	0	1	0
GREGORY	8	1	0	2	4	1	0	2
HAAKON	16	4	0	7	5	0	0	1
HAMLIN	9	1	0	6	2	0	0	1
HAND	14	0	0	9	4	1	0	1
HANSON	4	0	0	3	0	1	0	0
HARDING	23	6	0	13	4	0	0	1
HUGHES	118	14	0	54	40	9	1	16
HUTCHINSON	10	3	0	5	2	0	0	0
HYDE	2	0	0	0	2	0	0	0
JACKSON	6	2	0	2	2	0	0	0
JERAULD	6	1	0	5	0	0	0	0
JONES	5	0	0	3	2	0	0	1
KINGSBURY	21	3	0	10	5	3	0	2
LAKE	37	5	0	19	10	3	0	3
LAWRENCE	72	11	0	33	22	6	0	5
LINCOLN	30	5	0	14	9	2	0	4
LYMAN	11	2	0	6	5	1	0	3
MARSHALL	11	3	0	5	3	0	0	0
MCCOOK	14	1	0	9	4	0	0	3
MCPHERSON	8	0	0	4	4	0	0	1
MEADE	86	16	0	42	19	5	0	9
MELLETTE	9	1	0	6	2	0	0	0
MINER	5	0	0	2	2	1	0	0
MINNEHAHA	472	94	0	213	93	67	5	40
MOODY	14	3	0	9	1	1	0	0
PENNINGTON	412	70	0	148	112	78	4	43
PERKINS	26	1	0	15	10	0	0	2
POTTER	34	5	0	19	8	2	0	4
ROBERTS	20	2	0	15	3	0	0	0
SANBORN	11	1	0	6	2	2	0	2
SHANNON	4	0	0	4	0	0	0	0
SPINK	23	1	0	9	13	0	0	1
STANLEY	14	0	0	4	6	1	0	1
SULLY	20	4	0	8	7	0	1	1
TODD	2	0	0	0	2	0	0	1
TRIPP	19	4	0	6	7	1	1	0
TURNER	15	4	0	6	2	2	1	1
UNION	26	6	0	12	6	2	0	2
WALWORTH	22	2	0	17	3	0	0	1
WASHABAUGH	0	0	0	0	0	0	0	0
YANKTON	54	10	0	25	15	4	0	9
ZIEBACH	3	0	0	3	0	0	0	0

**ACTIVE PILOTS-CONTINUED
BY STATE AND COUNTY
AS OF DECEMBER 31, 1992**

State-County	Pilots Total	Student	Recreational	Private	Commerical	Airline Transport	Miscellaneous	Flight Instructor
SOUTH DAKOTA—								
Continued								
UNKNOWN	1	0	0	1	0	0	0	0
STATE TOTAL	2441	420	0	1148	610	242	21	227
TENNESSEE								
ANDERSON	141	20	0	87	26	5	3	9
BEDFORD	65	12	0	31	11	3	2	4
BENTON	20	7	0	10	2	1	0	1
BLEDSOE	6	3	0	3	0	0	0	0
BLOUNT	296	53	0	94	58	81	10	37
BRADLEY	148	27	0	82	21	14	4	13
CAMPBELL	27	7	0	10	5	5	0	5
CANNON	18	2	0	11	3	2	0	0
CARROLL	52	16	0	28	5	3	0	4
CARTER	97	21	0	37	21	15	3	23
CHEATHAM	40	8	0	20	10	2	0	3
CHESTER	11	1	0	6	2	2	0	2
CLAIBORNE	32	7	0	18	6	1	0	3
CLAY	4	1	0	1	0	2	0	0
COCKE	28	10	0	10	5	3	0	3
COFFEE	158	27	0	81	34	11	5	19
CROCKETT	16	3	0	10	1	2	0	1
CUMBERLAND	77	17	0	41	12	7	0	3
DAVIDSON	1489	259	1	564	265	348	32	194
DE KALB	28	5	0	16	4	3	0	2
DECATUR	15	2	0	8	4	1	0	1
DICKSON	71	15	0	29	17	8	2	8
DYER	60	8	0	31	17	4	0	3
FAYETTE	55	12	0	9	13	20	1	5
FENTRESS	12	4	0	3	2	3	0	2
FRANKLIN	93	25	0	45	17	5	1	8
GIBSON	64	18	0	32	8	5	1	1
GILES	30	8	0	14	5	2	1	3
GRAINGER	13	4	0	6	1	2	0	0
GREENE	96	32	0	47	13	4	0	10
GRUNDY	14	6	0	5	2	1	0	2
HAMBLEN	99	33	0	39	14	10	3	12
HAMILTON	735	148	1	308	164	90	24	73
HANCOCK	5	0	0	4	1	0	0	0
HARDEMAN	94	17	0	19	48	10	0	45
HARDIN	32	7	0	15	4	4	2	4
HAWKINS	50	19	0	19	7	3	2	3
HAYWOOD	20	2	0	12	6	0	0	4
HENDERSON	30	5	0	12	10	2	1	3
HENRY	61	17	0	28	8	8	0	4
HICKMAN	18	3	0	7	6	1	1	5
HOUSTON	5	0	0	5	0	0	0	0
HUMPHREYS	28	9	0	12	4	2	1	0
JACKSON	11	3	0	8	0	0	0	0
JEFFERSON	76	18	0	29	13	16	0	13
JOHNSON	14	1	0	7	3	3	0	1
KNOX	807	145	2	387	144	99	30	71
LAKE	9	2	0	3	4	0	0	0
LAUDERDALE	15	1	0	10	4	0	0	0
LAWRENCE	44	7	0	25	6	4	2	5
LEWIS	13	3	0	7	2	1	0	1
LINCOLN	61	13	0	32	11	5	0	6
LOUDON	81	13	0	37	10	12	1	4
MACON	16	3	0	10	3	1	0	1
MADISON	184	34	0	88	44	16	0	23

**ACTIVE PILOTS-CONTINUED
BY STATE AND COUNTY
AS OF DECEMBER 31, 1992**

State-County	Pilots Total	Student	Recreational	Private	Commerical	Airline Transport	Miscellaneous	Flight Instructor
TENNESSEE—Continued								
MARION	33	9	0	16	5	2		
MARSHALL	28	4	0	17	2	4		
MAURY	103	26	0	42	25	10	0	
MCMINN	87	23	0	46	9	8	0	
MCNAIRY	28	2	0	11	10	5	0	
MEIGS	19	5	0	11	1	2	0	
MONROE	54	12	0	29	8	4	0	
MONTGOMERY	381	57	1	125	89	20	89	
MOORE	3	0	0	2	1	0	0	
MORGAN	8	1	0	5	1	1	0	
OBION	66	14	0	36	11	3	0	
OVERTON	11	5	0	5	0	1	0	
PERRY	8	1	0	5	2	0	0	
PICKETT	3	0	0	1	1	1	0	
POLK	25	7	0	9	5	3	1	
PUTNAM	112	22	0	65	16	8	1	
RHEA	47	9	0	27	9	1	0	
ROANE	60	13	0	27	12	7	0	
ROBERTSON	96	23	0	37	20	10	6	
RUTHERFORD	573	146	0	194	133	95	5	
SCOTT	18	4	0	9	4	1	0	
SEQUACHE	14	2	0	6	3	1	2	
SEYBURN	118	25	0	54	21	15	3	
SHELBY	3479	410	0	915	641	1486	25	4
SMITH	18	8	0	5	1	4	0	
STEWART	9	0	0	6	1	0	0	
STEVENS	280	48	0	132	58	33	9	
SUMNER	257	44	0	108	45	58	2	
TIPTON	75	10	0	41	16	8	0	
TROUSDALE	1	0	0	0	0	0	0	
UNICOI	17	3	0	9	2	9	0	
UNION	11	3	0	5	4	1	0	
VAN BUREN	1	0	0	0	0	0	0	
WARREN	64	9	0	38	12	4	0	
WASHINGTON	171	42	0	74	31	19	5	
WAYNE	2	0	0	0	1	0	0	
WEAKLEY	53	13	0	30	6	3	0	
WHITE	20	0	0	14	5	1	0	
WILLIAMSON	358	59	0	147	71	30	6	
WILSON	215	31	0	74	41	69	0	
UNKNOWN	9	0	0	0	0	0	0	
STATE TOTAL	12738	2244	5	4890	2450	2850	299	15
TEXAS								
ANDERSON	69	11	0	31	15	4	0	
ANDREWS	79	1	0	7	0	0	0	
ANGELINA	11	15	0	41	14	10	0	
ARANSAS	56	5	0	18	0	4	0	
ARCHER	10	0	0	0	4	0	0	
ARMSTRONG	4	0	0	0	0	0	0	
ATASCOSA	33	0	0	0	4	0	0	
AUSTIN	40	0	0	0	0	4	0	
BAILEY	22	0	0	0	0	0	0	
BANDERA	44	0	0	0	0	0	0	
BASTROP	69	14	0	0	0	0	0	
BAYLOR	11	0	0	0	0	0	0	
BEE	101	0	0	0	4	0	0	
BELLEVILLE	549	0	0	0	0	4	0	
BELT	260	0	0	0	0	0	0	

**ACTIVE PILOTS-CONTINUED
BY STATE AND COUNTY
AS OF DECEMBER 31, 1992**

State-County	Pilots Total	Student	Recreational	Private	Commerical	Airline Transport	Miscellaneous	Flight Instructor
TEXAS—Continued								
BLANCO	78	12	0	34	19	10	3	
BORDEN	0	0	0	0	0	0	0	
BOSQUE	44	9	0	17	11	7	0	
BOWIE	156	18	0	85	38	14	1	
BRAZORIA	590	96	0	273	125	82	14	
BRAZOS	350	82	0	159	67	31	11	
BREWSTER	45	4	0	30	9	2	0	
BRISCOE	7	3	0	1	2	1	0	
BROOKS	5	0	0	3	2	0	0	
BROWN	67	15	0	31	16	4	1	
BURLESON	24	3	0	12	8	1	0	
BURNET	108	11	0	35	31	28	3	
CALDWELL	61	15	0	27	11	6	2	
CALHOUN	33	4	1	17	7	2	2	
CALLAHAN	22	5	0	13	2	2	0	
CAMERON	302	57	0	118	103	23	1	
CAMP	16	1	0	10	3	2	0	
CARSON	25	0	0	14	10	1	0	
CASS	51	7	0	25	11	7	1	
CASTRO	21	1	0	7	13	0	0	
CHAMBERS	40	10	0	12	15	3	0	
CHEROKEE	57	14	0	22	12	9	0	
CHILDRESS	7	0	0	6	1	0	0	
CLAY	15	0	0	13	2	0	0	
COCHRAN	14	0	0	8	6	0	0	
COKE	2	1	0	0	1	0	0	
COLEMAN	18	3	0	6	9	0	0	
COLLIN	1344	184	1	532	220	363	24	
COLLINGSWORTH	5	0	0	3	2	0	0	
COLORADO	23	2	0	9	9	2	1	
COMAL	152	17	0	53	37	44	1	
COMANCHE	32	8	0	14	6	4	0	
CONCHO	5	1	0	2	2	0	0	
COOKE	98	13	0	37	19	29	0	
CORYELL	95	21	0	24	26	13	11	
COTTLE	4	1	0	2	1	0	0	
CRANE	9	1	0	6	1	1	0	
CROCKETT	23	0	0	18	5	0	0	
CROSBY	14	1	0	8	5	0	0	
CULBERSON	4	0	0	3	1	0	0	
DALLAM	41	5	0	22	13	1	0	
DALLAS	6718	976	0	2508	1311	1781	142	
DAWSON	42	5	0	20	17	0	0	
DE WITT	13	4	0	8	1	0	0	
DEAF SMITH	42	5	0	17	14	6	0	
DELTA	14	3	0	7	2	2	0	
DENTON	1966	189	2	448	318	993	16	
DICKENS	4	1	0	2	1	0	0	
DIMITT	3	0	0	1	1	1	0	
DONLEY	5	0	0	2	3	0	0	
DUVAL	7	0	0	3	4	0	0	
EASTLAND	41	11	0	21	8	1	0	
ECTOR	254	30	0	147	46	22	0	
EDWARDS	4	1	0	2	1	0	0	
EL PASO	950	169	0	416	197	123	0	
ELLIS	215	35	0	92	45	40	0	
ERATH	55	12	0	23	9	11	0	
FALLS	14	5	0	4	4	1	0	

**ACTIVE PILOTS-CONTINUED
BY STATE AND COUNTY
AS OF DECEMBER 31, 1992**

State-County	Pilots Total	Student	Recreational	Private	Commerical	Airline Transport	Miscellaneous	Flight Instructor
TEXAS—Continued								
FANNIN	38	9	0	10	14	5	0	2
FAYETTE	29	4	0	14	5	4	2	2
FISHER	16	0	0	10	5	1	0	1
FLOYD	30	8	0	11	9	2	0	2
FOARD	0	0	0	0	0	0	0	0
FORT BEND	488	80	1	233	89	75	10	57
FRANKLIN	11	3	0	5	1	1	1	1
FREESTONE	26	5	0	10	8	3	0	3
FRIO	19	5	0	5	8	1	0	4
GAINES	40	7	0	21	9	1	2	2
GALVESTON	808	98	0	368	166	159	17	95
GARZA	13	1	0	8	4	0	0	1
GILLESPIE	56	7	0	21	14	14	0	7
GLASSCOCK	11	2	0	6	3	0	0	1
GOLIAD	6	0	0	5	1	0	0	0
GONZALES	12	2	0	6	4	0	0	1
GRAY	67	11	0	34	18	4	0	7
GRAYSON	261	52	0	110	36	59	4	24
GREGG	358	60	0	159	102	34	3	63
GRIMES	25	2	0	17	3	3	0	2
GUADALUPE	165	14	0	59	56	36	0	18
HALE	121	16	0	58	39	7	1	13
HALL	7	2	0	2	2	1	0	1
HAMILTON	26	2	0	12	2	10	0	3
HANSFORD	31	1	0	17	11	2	0	2
HARDEMAN	19	2	0	12	2	3	0	2
HARDIN	61	15	0	27	13	5	1	5
HARRIS	7649	1291	0	3035	1339	1799	185	837
HARRISON	82	18	0	40	16	6	2	5
HARTLEY	4	0	0	3	1	0	0	0
HASKELL	10	0	0	9	1	0	0	1
HAYS	183	38	0	77	32	33	3	12
HEMPHILL	12	0	0	8	0	3	1	3
HENDERSON	77	13	1	29	20	13	1	7
HIDALGO	357	57	0	130	126	43	1	36
HILL	35	4	0	12	11	8	0	7
HOCKLEY	37	4	0	18	13	2	0	2
HOOD	175	17	0	64	28	65	1	17
HOPKINS	66	14	0	38	9	5	0	3
HOUSTON	43	7	0	19	10	5	2	5
HOWARD	67	10	0	35	16	5	1	8
HUDSPETH	12	3	0	4	4	1	0	2
HUNT	174	39	0	76	33	22	4	9
HUTCHINSON	42	7	0	30	5	0	0	1
IRION	2	0	0	2	0	0	0	0
JACK	9	0	0	5	1	2	1	1
JACKSON	23	3	0	7	13	0	0	1
JASPER	38	4	0	18	11	3	2	4
JEFF DAVIS	12	1	0	6	4	1	0	1
JEFFERSON	362	86	0	138	102	23	13	29
JIM HOGG	10	4	0	3	2	0	1	0
JIM WELLS	37	4	0	14	12	4	3	3
JOHNSON	298	44	0	139	67	45	3	30
JONES	27	3	0	14	9	1	0	3
KARNES	17	4	0	8	3	2	0	1
KAUFMAN	135	20	0	60	29	23	1	14
KENDALL	124	17	0	35	34	30	1	10
KENEDY	2	0	0	0	1	1	0	1

**ACTIVE PILOTS-CONTINUED
BY STATE AND COUNTY
AS OF DECEMBER 31, 1992**

State-County	Pilots Total	Student	Recreational	Private	Commerical	Airline Transport	Miscellaneous	Flight Instructor
TEXAS—Continued								
KENT	0	0	0	0	0	0	0	0
KERR	136	14	0	53	39	27	3	9
KIMBLE	12	1	0	7	1	2	1	1
KING	2	1	0	1	0	0	0	0
KINNEY	3	0	0	0	2	1	0	3
KLEBERG	109	8	0	16	51	34	0	5
KNOX	9	0	0	5	4	0	0	0
LA SALLE	10	2	0	5	2	1	0	1
LAMAR	96	23	0	49	18	6	0	8
LAMB	40	5	0	20	10	3	0	6
LAMPASAS	48	7	0	23	8	9	1	5
LAVACA	24	5	0	14	3	2	0	1
LEE	9	1	0	3	2	3	0	2
LEON	26	1	0	15	8	2	0	4
LIBERTY	82	20	0	31	18	8	5	11
LIMESTONE	23	4	0	8	5	5	1	4
LIPSCOMB	13	2	0	5	5	1	0	2
LIVE OAK	9	0	0	3	3	3	0	2
LLANO	45	3	0	22	12	7	1	7
LOVING	0	0	0	0	0	0	0	0
LUBBOCK	778	111	0	304	236	112	15	81
LYNN	8	0	0	3	4	1	0	0
MADISON	10	1	0	5	2	2	0	0
MARION	9	0	0	3	4	2	0	0
MARTIN	9	0	0	6	2	0	1	0
MASON	4	1	0	2	1	0	0	1
MATAGORDA	79	9	0	55	12	1	2	4
MAVERICK	35	6	0	24	4	1	0	0
MCCULLOCH	12	1	0	5	4	2	0	2
MCLENNAN	531	114	0	235	125	52	5	66
MCMULLEN	5	2	0	0	3	0	0	0
MEDINA	70	9	0	26	30	5	0	17
MENARD	6	1	0	3	2	0	0	0
MIDLAND	447	66	0	202	86	74	17	45
MILAM	44	13	0	20	7	4	0	3
MILLS	10	4	0	3	1	2	0	0
MITCHELL	12	1	0	8	3	0	0	1
MONTAGUE	50	5	0	18	4	21	2	6
MONTGOMERY	644	79	0	183	105	250	7	80
MOORE	44	10	0	22	12	0	0	4
MORRIS	18	3	0	10	4	0	0	0
MOTLEY	1	0	0	1	0	0	0	0
NACOGDOCHES	103	19	0	48	27	8	1	11
NAVARRO	89	22	0	39	18	10	0	11
NEWTON	10	3	0	4	1	0	0	2
NOLAN	29	8	0	15	5	1	0	7
NUECES	692	85	0	219	211	160	10	60
OCHILTREE	35	1	0	22	10	0	0	3
OLDHAM	12	1	0	6	5	0	0	0
ORANGE	90	13	0	42	24	5	0	6
PALO PINTO	76	11	0	30	14	13	0	12
PANOLA	16	4	0	5	5	2	0	4
PARKER	295	30	0	117	60	42	0	41
PARMER	21	1	0	10	5	0	0	1
PECOS	45	7	0	21	4	0	0	4
POLK	43	7	0	17	10	0	0	7
POTTER	428	75	0	202	88	54	0	61
PRESIDIO	31	3	0	10	10	0	0	3

**ACTIVE PILOTS-CONTINUED
BY STATE AND COUNTY
AS OF DECEMBER 31, 1992**

State-County	Pilots Total	Student	Receational	Private	Commerical	Airline Transport	Miscellaneous	Flight Instructor
TEXAS—Continued								
RAINS	3	0	0	1	1	1	0	0
RANDALL	62	14	0	26	13	9	0	6
REAGAN	12	1	0	9	2	0	0	0
REAL	9	1	0	2	3	3	0	2
RED RIVER	15	4	0	2	7	2	0	4
REEVES	18	3	0	8	6	1	0	1
REFUGIO	24	3	0	5	12	4	0	5
ROBERTS	8	1	0	6	1	0	0	1
ROBERTSON	16	4	0	6	5	1	0	3
ROCKWALL	168	24	0	73	28	38	5	17
RUNNELS	21	2	0	8	10	1	0	4
RUSK	62	11	0	32	11	8	0	7
SABINE	5	1	0	0	2	1	1	0
SAN AUGUSTINE	5	0	0	2	3	0	0	0
SAN JACINTO	16	3	0	7	2	4	0	1
SAN PATRICIO	115	20	0	53	28	14	0	11
SAN SABA	5	0	0	3	1	1	0	0
SCHLEICHER	7	1	0	4	2	0	0	0
SCURRY	51	10	0	24	14	2	1	5
SHACKELFORD	8	0	0	5	3	0	0	1
SHELBY	27	7	0	11	7	2	0	0
SHERMAN	14	3	0	6	4	1	0	1
SMITH	418	53	0	206	93	58	8	40
SOMERVELL	12	2	0	3	4	3	0	3
STARR	4	1	0	3	0	0	0	0
STEPHENS	29	4	0	12	7	5	1	4
STERLING	5	0	0	3	2	0	0	1
STONEWALL	2	0	0	0	2	0	0	0
SUTTON	12	0	0	10	2	0	0	0
SWISHER	27	2	0	11	12	1	1	3
TARRANT	6863	759	0	1870	1387	2730	117	953
TAYLOR	512	81	0	209	140	79	3	36
TERRELL	3	1	0	1	0	0	1	0
TERRY	37	5	0	13	18	0	1	1
THROCKMORTON	6	3	0	2	1	0	0	0
TITUS	29	0	0	17	6	5	1	4
TOM GREEN	357	61	0	165	73	55	3	30
TRAVIS	2114	359	0	849	420	422	64	218
TRINITY	11	5	1	3	1	1	0	1
TYLER	16	1	0	10	3	1	1	0
UPSHUR	46	13	0	24	6	3	0	3
UPTON	8	1	0	3	4	0	0	1
UVALDE	91	17	0	45	24	5	0	12
VAL VERDE	223	18	0	36	150	16	3	11
VAN ZANDT	61	11	0	24	12	11	3	8
VICTORIA	137	19	0	83	25	7	3	12
WALKER	93	19	0	39	18	17	0	6
WALLER	94	25	0	42	15	9	3	6
WARD	21	1	0	14	6	0	0	2
WASHINGTON	47	8	0	27	7	5	0	4
WEBB	91	12	0	27	35	15	2	14
WHARTON	89	12	0	30	35	11	1	10
WHEELER	5	1	0	1	3	0	0	1
WICHITA	676	101	0	232	234	90	13	45
WILBARGER	41	2	0	21	14	4	0	3
WILLACY	26	4	0	10	10	2	0	1
WILLIAMSON	446	62	0	196	119	58	11	51
WILSON	32	5	0	13	6	7	1	5

**ACTIVE PILOTS-CONTINUED
BY STATE AND COUNTY
AS OF DECEMBER 31, 1992**

State-County	Pilots Total	Student	Recreational	Private	Commerical	Airline Transport	Miscellaneous	Flight Instructor
TEXAS—Continued								
WINKLER	8	1	0	5	2	0	0	0
WISE	146	19	0	50	28	47	2	21
WOOD	64	5	0	36	6	15	2	4
YOAKUM	25	3	0	14	6	2	0	2
YOUNG	64	6	0	40	16	2	0	5
ZAPATA	3	0	0	2	1	0	0	0
ZAVALA	13	1	0	9	2	1	0	0
UNKNOWN	13	4	0	4	3	2	0	3
STATE TOTAL	50194	7414	8	18999	10908	11778	1087	5666
UTAH								
BEAVER	20	9	0	6	2	0	3	1
BOX ELDER	93	20	0	45	20	6	2	7
CACHE	282	92	0	142	37	9	2	17
CARBON	35	6	0	20	8	0	1	4
DAGGETT	2	0	0	0	2	0	0	0
DAVIS	672	122	0	264	136	138	12	74
DUCHESNE	86	16	0	37	14	19	0	9
EMERY	17	6	0	6	5	0	0	2
GARFIELD	9	3	0	4	2	0	0	2
GRAND	17	0	0	10	5	0	2	2
IRON	132	13	0	34	30	54	1	16
JUAB	7	1	0	4	2	0	0	0
KANE	17	2	0	10	4	1	0	2
MILLARD	26	6	0	13	5	2	0	3
MORGAN	37	2	0	11	8	16	0	4
PIUTE	1	0	0	1	0	0	0	0
RICH	4	0	0	3	0	1	0	0
SALT LAKE	2612	433	0	1103	481	533	62	251
SAN JUAN	33	5	0	18	10	0	0	5
SAN PETE	14	2	0	10	2	0	0	1
SEVIER	21	3	0	13	5	0	0	1
SUMMIT	374	27	0	47	41	254	5	24
TOOELE	88	21	0	38	16	11	2	10
UINTAH	38	9	0	17	10	2	0	5
UTAH	681	178	0	321	105	59	18	44
WASATCH	63	12	0	18	15	13	5	5
WASHINGTON	265	55	0	104	49	55	2	34
WAYNE	5	2	0	1	2	0	0	0
WEBER	508	90	0	228	108	69	13	51
UNKNOWN	1	0	0	1	0	0	0	0
STATE TOTAL	6160	1135	0	2529	1124	1242	130	574
VERMONT								
ADDISON	117	24	0	54	23	10	5	13
BENNINGTON	116	25	2	52	16	15	5	13
CALEDONIA	43	8	0	24	9	1	1	3
CHITTENDEN	560	92	3	221	113	118	13	63
ESSEX	8	1	0	4	2	0	1	0
FRANKLIN	62	9	0	34	9	8	2	1
GRAND ISLE	33	3	1	16	8	5	0	4
LAMOILLE	67	13	0	26	12	12	4	9
ORANGE	74	13	0	33	12	11	5	13
ORLEANS	42	8	0	20	9	4	1	5
RUTLAND	174	36	1	81	32	21	3	15
WASHINGTON	188	29	0	90	39	16	14	22
WINDHAM	108	15	0	62	20	7	4	8
WINDSOR	163	36	0	72	34	14	7	15
UNKNOWN	4	1	0	2	1	0	0	1
STATE TOTAL	1759	313	7	791	339	242	67	181
VIRGINIA								

**ACTIVE PILOTS-CONTINUED
BY STATE AND COUNTY
AS OF DECEMBER 31, 1992**

State-County	Pilots Total	Student	Recreational	Private	Commerical	Airline Transport	Miscellaneous	Flight Instructor
VERMONT—Continued								
ACCOMAC	67	18	0	26	15	7	1	5
ALBEMARLE	65	15	0	23	15	10	2	5
ALEXANDRIA	888	143	0	264	240	215	26	98
ALLEGHENY	2	0	0	1	0	0	1	0
AMELIA	11	2	0	7	2	0	0	0
AMHERST	30	7	0	11	5	6	1	2
APPOMATTOX	15	1	0	10	2	2	0	0
ARLINGTON	519	93	0	182	131	90	23	60
AUGUSTA	52	4	0	31	8	9	0	7
BATH	12	1	0	9	2	0	0	0
BEDFORD	148	34	0	70	22	21	1	16
BEDFORD	20	6	0	8	3	3	0	1
BLAND	5	1	0	3	1	0	0	0
BOTETOURT	86	17	0	30	14	14	11	7
BRISTOL	39	8	0	19	7	4	1	8
BRUNSWICK	10	1	0	4	2	3	0	1
BUCHANAN	21	8	0	8	5	0	0	1
BUCKINGHAM	12	2	0	9	1	0	0	0
BUENA VISTA	2	1	0	0	0	0	1	0
CAMPBELL	31	5	0	12	8	5	1	1
CAROLINE	20	8	0	9	1	1	1	0
CARROLL	22	7	0	11	2	2	0	2
CHARLES CITY	5	2	0	2	0	0	1	0
CHARLES CITY	0	0	0	0	0	0	0	0
CHARLOTTE	18	1	0	12	3	2	0	1
CHARLOTTESVILLE	199	28	0	84	41	40	6	21
CHESAPEAKE	314	50	0	126	81	51	6	36
CHESTERFIELD	263	47	0	118	44	42	12	25
CLARKE	37	7	0	13	10	7	0	4
CLIFTON FORGE	5	0	0	3	1	1	0	1
COLONIAL HEIGHTS	34	7	1	14	6	4	2	2
COVINGTON	16	2	0	10	3	1	0	1
CRAIG	10	4	0	3	1	1	1	2
CULPEPER	74	12	0	18	10	33	1	8
CUMBERLAND	7	1	0	3	1	1	1	0
DANVILLE	95	25	0	34	28	7	1	10
DICKENSON	8	1	0	5	2	0	0	0
DINWIDDIE	16	5	0	8	2	1	0	1
EMPORIA	10	4	0	5	1	0	0	0
ESSEX	20	2	0	14	1	2	1	0
FAIRFAX	748	92	0	229	214	188	25	88
FAIRFAX	1955	246	0	594	578	461	76	247
FALLS CHURCH	251	45	0	100	54	46	6	29
FAUQUIER	206	23	1	64	39	74	5	29
FLOYD	6	0	0	4	1	1	0	0
FLUVANNA	25	8	0	8	6	2	1	1
FRANKLIN	28	4	0	15	5	4	0	3
FRANKLIN	8	1	0	5	2	0	0	0
FREDERICK	79	14	0	33	15	17	0	7
FREDERICKSBURG	156	32	0	51	32	36	5	15
GALAX	17	7	0	7	2	1	0	1
GILES	19	1	0	12	5	0	1	2
GLOUCESTER	66	8	0	31	12	15	0	5
GOOCHLAND	35	9	0	16	5	4	1	2
GRAYSON	4	1	0	1	0	0	2	0
GREENE	19	3	0	6	6	4	0	4
GREENSVILLE	0	0	0	0	0	0	0	0
HALIFAX	22	5	0	10	3	4	0	0

**ACTIVE PILOTS-CONTINUED
BY STATE AND COUNTY
AS OF DECEMBER 31, 1992**

State-County	Pilots Total	Student	Recreational	Private	Commerical	Airline Transport	Miscellaneous	Flight Instructor
VERMONT—Continued								
HAMPTON	374	60	0	102	133	59	20	28
HANOVER	202	31	0	88	40	41	2	26
HARRISONBURG	98	24	0	55	16	3	0	7
HENRICO	125	35	0	36	23	26	5	14
HENRY	50	7	0	25	12	4	2	5
HIGHLAND	1	0	0	1	0	0	0	0
HOPEWELL	19	1	0	13	1	4	0	6
ISLE OF WIGHT	36	5	0	18	7	4	2	2
JAMES CITY	12	4	0	4	2	2	0	1
KING AND QUEEN	10	3	0	6	0	1	0	0
KING GEORGE	27	7	0	11	7	1	1	3
KING WILLIAM	25	5	0	10	6	4	0	4
LANCASTER	46	6	0	21	14	7	0	5
LEE	15	7	0	4	2	1	1	1
LEXINGTON	11	1	0	6	1	1	2	1
LOUDOUN	587	73	0	205	114	186	9	107
LOUISA	44	5	0	19	10	9	1	2
LUNENBURG	12	3	0	5	3	1	0	2
LYNCHBURG	237	46	0	94	55	38	4	29
MADISON	18	2	0	4	1	11	0	1
MARTINSVILLE	18	6	0	28	15	1	1	10
MATHEWS	18	1	1	4	4	7	1	3
MECKLENBURG	42	11	0	15	12	2	2	4
MIDDLESEX	28	3	0	10	11	3	1	3
MONTGOMERY	147	44	0	64	21	12	6	19
NANSEMOND	0	0	0	0	0	0	0	0
NELSON	22	4	0	12	4	2	0	2
NEW KENT	53	9	0	18	8	18	0	10
NEWPORT NEWS	403	78	0	131	104	62	28	47
NORFOLK	328	67	0	116	85	50	6	28
NORTHAMPTON	25	7	0	4	~	6	1	3
NORTHUMBERLAND	30	3	0	9	10	8	0	1
NORTON	7	0	0	4	3	0	0	1
NOTTOWAY	22	5	0	11	5	1	0	1
ORANGE	64	9	0	25	14	14	2	6
PAGE	38	8	0	19	5	5	1	4
PATRICK	17	4	0	8	4	1	0	3
PETERSBURG	40	13	0	18	7	2	0	2
PITTSYLVANIA	19	4	0	9	5	1	0	2
PORTSMOUTH	57	9	1	27	16	2	2	7
POWHATAN	21	10	0	5	2	4	0	1
PRINCE EDWARD	23	7	0	11	3	2	0	1
PRINCE GEORGE	23	6	0	11	4	1	1	0
PRINCE WILLIAM	920	174	0	257	235	219	35	135
PULASKI	37	11	0	19	5	1	1	2
RADFORD	28	7	0	14	4	2	1	2
RAPPAHANNOCK	24	1	0	6	4	13	0	7
RICHMOND	0	0	0	0	0	0	0	0
RICHMOND	681	137	1	305	131	91	16	78
ROANOKE	373	75	0	144	74	68	12	50
ROANOKE	28	8	0	14	0	6	0	5
ROCKBRIDGE	7	0	0	7	0	0	0	1
ROCKINGHAM	96	20	0	55	11	6	4	5
RUSSELL	27	9	0	14	3	1	0	1
SALEM	58	11	0	21	12	10	4	7
SCOTT	10	1	0	5	3	1	0	1
SHENANDOAH	87	13	1	48	10	10	5	10
SMYTH	29	5	0	15	5	3	1	4

**ACTIVE PILOTS-CONTINUED
BY STATE AND COUNTY
AS OF DECEMBER 31, 1992**

State-County	Pilots Total	Student	Recreational	Private	Commerical	Airline Transport	Miscellaneous	Flight Instructor
VERMONT—Continued								
SOUTH BOSTON	26	5	0	14	5	2	0	2
SOUTHAMPTON	8	2	0	5	1	0	0	0
SPOTSYLVANIA	47	4	0	16	9	17	1	8
STAFFORD	219	36	0	71	52	53	7	20
STAUNTON	66	18	0	30	8	3	7	3
SUFFOLK	68	9	0	35	18	4	2	6
SURRY	7	0	0	2	2	3	0	2
SUSSEX	8	2	0	6	0	0	0	0
TAZEWELL	65	22	0	30	7	6	0	10
VIRGINIA BEACH	1336	172	0	330	403	414	17	132
WARREN	55	12	0	21	12	9	1	9
WASHINGTON	72	19	0	33	12	7	1	7
WAYNESBORO	50	11	0	23	10	3	3	2
WESTMORELAND	15	3	0	6	3	3	0	1
WILLIAMSBURG	247	58	0	84	55	45	5	35
WINCHESTER	111	17	0	43	19	32	0	14
WISE	45	14	0	23	5	2	1	2
WYTHE	28	5	1	17	3	1	1	2
YORK	379	43	0	95	134	97	10	36
UNKNOWN	15	0	0	1	7	7	0	9
STATE TOTAL	15553	2636	7	5500	3762	3188	460	1759
WASHINGTON								
ADAMS	53	8	0	23	21	1	0	5
ASOTIN	75	11	0	37	19	5	3	6
BENTON	326	55	0	174	68	19	10	24
CHELAN	344	67	0	166	83	23	5	31
CLALLAM	263	28	0	129	64	37	5	24
CLARK	1496	223	0	526	206	530	11	201
COLUMBIA	12	4	0	2	6	0	0	4
COWLITZ	220	44	0	120	37	17	2	18
DOUGLAS	13	2	0	10	1	0	0	0
FERRY	14	3	0	7	2	2	0	2
FRANKLIN	115	20	0	60	29	4	2	14
GARFIELD	12	1	0	6	5	0	0	0
GRANT	338	76	0	156	82	19	5	38
GRAYS HARBOR	152	32	0	78	27	13	2	14
ISLAND	521	79	0	141	183	117	1	40
JEFFERSON	136	10	0	71	25	30	0	7
KING	8930	1374	2	3357	1671	2245	261	940
KITSAP	501	90	0	243	105	55	8	38
KITTITAS	269	47	0	105	61	52	4	39
KLUCKITAT	96	16	0	44	16	19	1	10
LEWIS	204	38	0	99	45	17	5	20
LINCOLN	56	4	0	24	22	6	0	4
MASON	121	27	0	55	19	19	1	7
OKANOGAN	151	31	0	83	29	8	0	12
PACIFIC	39	5	0	23	8	3	0	2
PEND OREILLE	22	7	0	3	5	7	0	6
PIERCE	2396	355	0	806	500	682	53	240
SAN JUAN	284	42	0	143	52	44	3	19
SKAGIT	331	46	0	141	81	58	5	33
SKAMANIA	23	4	0	10	4	5	0	5
SNOHOMISH	1522	266	0	718	290	197	51	164
SPOKANE	1388	225	0	591	334	208	30	107
STEVENS	98	17	0	52	21	6	2	7
THURSTON	634	94	0	244	146	132	16	80
WAHIAKUM	6	1	0	5	0	0	0	0
WALLA WALLA	254	53	0	116	61	22	2	26

**ACTIVE PILOTS-CONTINUED
BY STATE AND COUNTY
AS OF DECEMBER 31, 1992**

State-County	Pilots Total	Student	Recreational	Private	Commerical	Airline Transport	Miscellaneous	Flight Instructor
WASHINGTON—Continued								
WHATCOM	468	91	0	204	98	67	8	50
WHITMAN	169	42	0	74	46	5	2	9
YAKIMA	434	80	0	225	106	22	1	39
UNKNOWN	13	0	0	10	2	1	0	0
STATE TOTAL	22499	3618	2	9081	4582	4697	519	2285
WEST VIRGINIA								
BARBOUR	13	1	0	9	2	1	0	1
BERKELEY	123	19	1	54	41	6	2	11
BOONE	12	2	0	6	3	1	0	3
BRAXTON	12	5	0	5	1	1	0	2
BROOKE	19	4	0	10	5	0	0	3
CABELL	206	44	0	112	33	11	6	17
CALHOUN	3	2	0	0	1	0	0	0
CLAY	2	1	0	1	0	0	0	0
DODDRIDGE	3	0	0	2	0	1	0	6
FAYETTE	48	11	0	17	12	8	0	6
GILMER	6	1	0	4	0	1	0	1
GRANT	13	2	0	8	1	2	0	2
GREENBRIER	54	13	0	23	12	5	1	6
HAMPSHIRE	22	6	0	14	1	1	0	1
HANCOCK	65	14	0	37	5	8	1	2
HARDY	6	4	0	2	0	0	0	0
HARRISON	149	27	0	52	35	29	6	24
JACKSON	43	11	0	19	9	3	1	5
JEFFERSON	91	11	0	38	22	16	4	7
KANAWHA	338	50	0	170	75	30	13	36
LEWIS	18	2	0	12	3	1	0	4
LINCOLN	7	2	0	4	0	1	0	1
LOGAN	41	13	0	21	5	1	1	2
MARION	82	20	1	43	11	5	2	9
MARSHALL	44	11	0	26	3	2	2	1
MASON	22	2	0	15	4	1	0	3
MCDOWELL	5	0	0	3	2	0	0	2
MERCER	76	25	0	35	11	5	0	1
MINERAL	43	5	0	17	12	9	0	6
MINGO	37	10	0	23	2	1	1	0
MONONGALIA	145	39	0	68	30	5	3	11
MONROE	14	4	0	7	1	1	1	0
MORGAN	24	1	0	7	9	7	0	0
NICHOLAS	36	12	0	19	3	2	0	3
OHIO	82	21	0	38	8	13	2	6
PENDLETON	6	0	0	5	1	0	0	0
PLEASANTS	4	0	0	4	0	0	0	0
POCAHONTAS	6	3	0	1	2	0	0	0
PRESTON	35	9	0	14	9	2	1	3
PUTNAM	63	10	0	35	11	4	3	6
RALEIGH	97	15	0	47	21	11	3	11
RANDOLPH	61	8	0	35	10	4	4	6
RITCHIE	11	1	0	7	2	0	1	0
ROANE	18	4	0	11	2	1	0	1
SUMMERS	17	1	0	9	6	1	0	2
TAYLOR	11	3	0	6	1	1	0	1
TUCKER	7	3	0	3	0	0	1	1
TYLER	9	0	0	7	2	0	0	1
UPSHUR	2	2	0	5	2	2	1	4
WAYNE	22	6	0	8	5	2	0	2
WEBSTER	12	5	0	4	2	1	0	2
WETZEL	27	7	0	16	2	1	1	1

**ACTIVE PILOTS-CONTINUED
BY STATE AND COUNTY
AS OF DECEMBER 31, 1992**

State-County	Pilots Total	Student	Recreational	Private	Commerical	Airline Transport	Miscellaneous	Flight Instructor
WEST VIRGINIA—								
Continued								
WIRT	5	1	0	4	0	0	0	.
WOOD	162	30	0	76	34	18	4	13
WYOMING	21	7	0	12	0	1	1	0
UNKNOWN	0	0	0	0	0	0	0	0
STATE TOTAL	2510	510	2	1230	475	227	66	233
WISCONSIN								
ADAMS	24	3	0	14	6	1	0	2
ASHLAND	46	12	0	23	7	4	0	2
BARRON	131	24	0	77	17	13	0	16
BAYFIELD	37	7	0	18	9	3	0	4
BROWN	449	71	0	259	20	36	3	39
BUFFALO	24	4	0	16	3	1	0	3
BURNETT	28	6	0	17	4	1	0	3
CALUMET	28	6	0	16	3	3	0	4
CHIPPEWA	128	16	0	85	19	7	1	15
CLARK	63	16	0	38	7	2	0	2
COLUMBIA	142	20	0	93	21	8	0	6
CRAWFORD	36	4	0	27	3	1	1	2
DANE	1129	185	0	593	210	122	19	111
DODGE	121	20	0	86	11	4	0	6
DOOR	68	21	0	32	11	2	2	7
DOUGLAS	114	17	0	71	16	10	0	4
DUNN	96	17	1	57	16	4	1	5
EAU CLAIRE	198	36	0	111	36	15	0	19
FLORENCE	5	1	0	4	0	0	0	0
FOND DU LAC	280	51	0	164	43	20	2	24
FOREST	15	3	0	8	4	0	0	1
GRANT	100	20	0	62	17	1	0	4
GREEN	106	19	0	66	14	7	0	9
GREEN LAKE	44	8	0	25	9	2	0	2
IOWA	49	10	0	21	10	3	2	6
IRON	10	2	0	5	3	0	0	1
JACKSON	38	7	0	22	6	2	1	1
JEFFERSON	192	37	0	107	37	11	2	10
JUNEAU	58	3	0	37	13	0	0	3
KENOSHA	311	43	0	128	78	57	5	55
KEWAUNEE	33	5	0	21	6	1	0	3
LA CROSSE	252	51	0	113	45	40	3	20
LAFAYETTE	23	6	0	14	2	1	0	0
LANGLADE	38	3	0	27	8	0	0	2
LINCOLN	88	18	1	49	12	6	2	6
MANITOWOC	154	40	0	83	20	11	0	12
MARATHON	262	55	1	131	37	36	2	25
MARINETTE	93	19	0	61	10	3	0	3
MARQUETTE	29	5	0	17	7	0	0	2
MENOMINEE	2	1	0	1	0	0	0	0
MILWAUKEE	1290	261	0	566	233	205	25	168
MONROE	83	14	0	48	13	4	4	6
OCONTO	72	9	0	47	11	5	0	4
ONEIDA	108	24	0	56	20	0	0	9
OUTGAMIE	382	77	0	181	33	57	4	39
OZAUKEE	207	25	0	112	44	22	4	16
PEPIN	11	3	0	6	1	1	0	0
PIERCE	179	34	0	67	25	52	1	15
POLK	116	15	0	70	17	13	1	8
PORTAGE	163	39	0	79	27	17	1	14
PRICE	38	4	0	23	4	7	0	0
RACINE	470	77	1	218	87	80	0	60

**ACTIVE PILOTS-CONTINUED
BY STATE AND COUNTY
AS OF DECEMBER 31, 1992**

State-County	Pilots Total	Student	Recreational	Private	Commerical	Airline Transport	Miscellaneous	Flight Instructor
WISCONSIN—Continued								
RICHLAND	50	11	0	24	11	4	0	3
ROCK	339	65	0	163	62	43	6	35
RUSK	15	3	0	8	2	2	0	2
SAUK	136	31	0	74	23	6	2	11
SAWYER	37	3	0	22	6	6	0	5
SHAWANO	60	10	0	31	10	9	0	8
SHEBOYGAN	267	66	0	136	38	26	1	24
ST CROIX	245	34	0	121	37	52	1	28
TAYLOR	26	6	0	9	6	3	0	5
TREMPEALEAU	58	11	0	34	10	3	0	4
VERNON	84	25	0	45	10	4	0	5
VILAS	70	8	0	38	15	9	0	9
WALWORTH	307	53	0	139	54	59	2	36
WASHBURN	52	9	0	23	15	5	0	9
WASHINGTON	248	42	0	141	43	19	3	22
WAUKESHA	970	152	0	531	171	104	12	82
WAUPACA	136	26	0	76	22	10	2	11
WAUSHARA	45	5	0	29	7	3	1	4
WINNEBAGO	454	65	0	228	85	73	3	51
WOOD	175	27	0	106	22	16	4	17
UNKNOWN	1	0	0	1	0	0	0	0
STATE TOTAL	11938	2132	4	6251	2056	1365	130	1160
WYOMING								
ALBANY	127	26	0	50	33	12	6	14
BIG HORN	71	9	0	34	16	11	1	7
CAMPBELL	141	25	0	88	18	8	2	10
CARBON	54	9	0	23	17	4	1	6
CONVERSE	54	5	0	35	10	4	0	4
CROOK	15	0	0	9	4	1	1	1
FREMONT	118	20	0	71	23	3	1	6
GOSHEN	40	1	0	28	5	5	1	4
HOT SPRINGS	20	1	0	14	4	1	0	1
JOHNSON	33	1	0	22	9	0	1	2
LARAMIE	303	52	0	153	53	35	10	25
LINCOLN	45	2	0	28	9	5	1	5
NATRONA	224	30	0	120	38	34	2	27
NIobrARA	10	3	0	5	2	0	0	0
PARK	95	9	0	53	20	12	1	11
PLATTE	47	5	0	33	7	2	0	2
SHERIDAN	142	20	0	79	24	17	2	15
SUBLETTE	42	8	0	19	9	6	0	3
SWEETWATER	84	14	0	48	15	5	2	10
TETON	166	23	0	64	45	30	4	17
UINTA	57	15	0	28	4	9	1	1
WASHAKIE	28	1	0	15	7	5	0	6
WESTCN	25	4	0	15	4	2	0	2
UNKNOWN	0	0	0	0	0	0	0	0
STATE TOTAL	1941	283	0	1034	376	211	37	179
TOTAL 50 STATES	653235	109241	183	281754	136447	109148	16462	70122
OTHER U.S. AREAS								
AMERICAN SAMOA	12	2	0	1	3	4	2	0
CANAL ZONE	0	0	0	0	0	0	0	0
GUAM	218	35	0	37	36	106	4	0
PUERTO RICO	1614	469	5	515	293	277	55	0
VIRGIN ISLANDS	313	84	0	107	57	59	6	0
WAKE ISLAND	4	0	0	2	1	1	0	0
OTHER TOTAL	2161	590	5	662	390	447	67	0
TOTAL FOREIGN	29724	5356	8	6324	9938	6707	1391	2067
TOTAL U.S. AIRMAN	682959	114597	187	288078	146385	115855	17853	72148

*Military personal holding civilian certificate stationed in a foreign country

**ACTIVE PILOTS
BY REGION**

**ACTIVE PILOTS
BY REGION
AS OF DECEMBER 31, 1992**

Region	Pilots Total	Student	Recreational	Private	Commerical	Airline Transport	Miscellaneous	Flight Instructor
ALASKA	9566	1240	1	4357	2466	1393	109	915
CENTRAL	33461	5356	14	16758	7028	3832	473	3519
EASTERN	87768	16819	36	36953	17621	13364	2975	9968
GREAT LAKES	111713	19521	51	53571	22165	14636	1769	12162
NEW ENGLAND	30925	5384	15	13916	5697	4972	941	3188
NORTHWESTERN	66462	10596	7	28435	13750	11989	1625	7121
SOUTHERN	119428	19460	43	45916	26298	25087	2624	12711
SOUTHWESTERN	78367	12243	9	31262	17964	15155	1734	8693
WESTERN	115545	18622	7	50526	23458	18720	4212	11784
REGION TOTAL ¹	653235	109241	183	281754	136447	109148	16462	70081

¹ Excludes those outside the 50 states.

**APPENDIX B
NON-PILOTS
BY STATE AND COUNTY**

**NON-PILOTS
BY STATE AND COUNTY
AS OF DECEMBER 31, 1992**

State-County	Total	Mechanic	Parachute Rigger	Ground Instructor	Dispatcher	Flight Navigator	Flight Engineer
ALABAMA							
AUTAUGA	57	39	3	11	0	0	0
BALDWIN	222	159	3	30	0	3	27
BARBOUR	20	12	0	6	0	0	2
BIBB	5	4	0	1	0	0	0
BLOUNT	45	41	0	3	0	0	1
BULLOCK	1	1	0	0	0	0	0
BUTLER	17	15	1	1	0	0	0
CALHOUN	144	117	1	21	0	0	5
CHAMBERS	20	11	2	4	1	0	2
CHEROKEE	10	9	0	0	0	0	1
CHILTON	45	35	1	7	0	0	2
CHOCTAW	5	4	0	1	0	0	0
CLARKE	3	3	0	0	0	0	0
CLAY	3	3	0	0	0	0	0
CLEBURNE	9	5	1	1	0	0	2
COFFEE	827	674	5	144	2	0	2
COLBERT	39	31	0	7	0	0	1
CONECUH	7	5	0	1	0	0	1
COOSA	1	1	0	0	0	0	0
COVINGTON	58	48	2	6	0	0	2
CRENSHAW	17	16	0	1	0	0	0
CULLMAN	68	55	1	11	0	0	1
DALE	1270	1129	5	134	0	0	2
DALLAS	111	96	2	12	0	0	1
DE KALB	29	21	0	6	0	0	2
ELMORE	70	47	1	17	0	0	5
ESCAMBIA	43	40	0	3	0	0	0
ETOWAH	52	38	1	12	0	0	1
FAYETTE	11	7	0	1	0	0	3
FRANKLIN	24	22	1	1	0	0	0
GENEVA	266	234	1	28	0	0	3
GREENE	0	0	0	0	0	0	0
HALE	1	1	0	0	0	0	0
HENRY	46	45	0	1	0	0	0
HOUSTON	508	428	0	78	1	1	0
JACKSON	29	21	1	4	0	1	2
JEFFERSON	770	578	18	123	2	1	48
LAMAR	12	12	0	0	0	0	0
LAUDERDALE	54	27	1	20	0	0	6
LAWRENCE	3	3	0	0	0	0	0
LEE	66	29	3	24	0	0	10
LIMESTONE	22	16	0	4	0	0	2
LOWNDES	8	7	0	1	0	0	0
MACON	14	7	1	6	0	0	0
MADISON	274	167	14	78	3	0	12
MARENGO	9	7	1	1	0	0	0
MARION	47	42	1	3	0	0	1
MARSHALL	48	31	1	11	0	0	5
MOBILE	635	531	12	63	3	2	24
MONROE	15	13	0	2	0	0	0
MONTGOMERY	230	146	4	53	1	0	26
MORGAN	87	66	1	18	0	0	2
PERRY	2	1	0	1	0	0	0
PICKENS	6	4	0	1	0	0	1
PIKE	86	83	1	1	0	0	1
RANDOLPH	9	7	0	0	0	0	2
RUSSELL	28	21	4	3	0	0	0
SHELBY	67	48	1	14	1	0	3
ST CLAIR	78	60	5	7	0	0	6

**NON-PILOTS-CONTINUED
BY STATE AND COUNTY
AS OF DECEMBER 31, 1992**

State-County	Total	Mechanic	Parachute Rigger	Ground Instructor	Dispatcher	Flight Navigator	Flight Engineer
ALABAMA—Continued							
SUMTER	1	1	0	0	0	0	0
TALLADEGA	52	38	3	10	0	1	0
TALLAPOOSA	29	20	0	4	0	0	5
TUSCALOOSA	106	70	6	24	0	0	6
WALKER	49	40	1	6	0	0	2
WASHINGTON	6	6	0	0	0	0	0
WILCOX	8	6	0	2	0	0	0
WINSTON	16	12	0	4	0	0	0
UNKNOWN	1	0	0	1	0	0	0
STATE TOTAL	6921	5516	110	1038	14	9	234
ALASKA							
ALEUTIAN ISLANDS DIV	10	9	0	1	0	0	0
ANCHORAGE DIV	2978	1899	46	443	193	7	390
ANGOON DIV	0	0	0	0	0	0	0
BARROW DIV	19	14	1	4	0	0	0
BETHEL DIV	96	57	2	29	2	0	6
BRISTOL BAY							
BOROUGH	29	22	0	7	0	0	0
BRISTOL BAY DIV	64	47	0	13	2	0	2
CORDOVA MCCARTHY							
DIV	17	15	0	2	0	0	0
FAIRBANKS DIV	916	676	56	128	19	0	37
HAINES DIV	9	6	0	2	1	0	0
JUNEAU DIV	205	157	2	40	2	0	4
KENAI COOK INLET DIV	251	176	4	53	4	0	14
KETCHIKAN DIV	141	112	0	21	5	0	3
KOBUK DIV	33	27	1	4	0	0	1
KODIAK DIV	103	86	0	13	2	0	2
KUSKOKWIM DIV	19	17	0	2	0	0	0
MATANUSKA SUSITNA							
LV	300	212	3	50	7	0	28
NOME DIV	75	61	0	12	0	0	2
OUTER KETCHIKAN DIV	7	4	0	2	1	0	0
PRINCE OF WALES DIV	7	4	0	2	0	0	1
SE FAIRBANKS DIV	33	27	1	5	0	0	0
SEWARD DIV	57	28	0	13	1	1	14
SITKA DIV	44	34	0	8	0	0	2
SKAGWAY YAKUTAT DIV	23	17	0	3	0	0	3
THORNE BAY	0	0	0	0	0	0	0
UPPER YUKON DIV	7	7	0	0	0	0	0
VALDEZ CHITANA WHTR	39	35	0	4	0	0	0
WADE HAMPTON DIV	9	6	0	3	0	0	0
WRANGEL PTRSBRG							
DIV	31	21	0	8	0	0	2
YUKON KOYUKUK DIV	44	29	1	11	1	0	2
UNKNOWN	0	0	0	0	0	0	0
STATE TOTAL	5566	3805	117	883	240	8	513
ARIZONA							
APACHE	35	30	0	4	0	0	1
COCHISE	428	361	5	50	3	0	9
COCONINO	224	142	5	62	2	1	12
GILA	66	48	4	11	1	0	2
GRAHAM	24	18	0	6	0	0	0
GREENLEE	15	14	0	1	0	0	0
LA PAZ	0	0	0	0	0	0	0
MARICOPA	7875	5537	74	1251	232	12	769
MOHAVE	173	130	1	36	0	0	6
NAVAJO	65	49	1	15	0	0	0
PIMA	2320	1774	43	312	24	4	163

**NON-PILOTS-CONTINUED
BY STATE AND COUNTY
AS OF DECEMBER 31, 1992**

State-County	Total	Mechanic	Parachute Rigger	Ground Instructor	Dispatcher	Flight Navigator	Flight Engineer
ARIZONA -Continued							
PIMA	230	177	11	30	4	0	8
SANTA CRUZ	30	22	1	4	1	0	2
YAVAPAI	402	209	1	145	3	4	40
YUMA	263	187	20	31	1	0	24
UNKNOWN	0	0	0	0	0	0	0
STATE TOTAL	12150	8698	166	1958	271	21	1036
ARKANSAS							
ARKANSAS	43	33	0	9	0	0	1
ASHLEY	24	17	1	6	0	0	0
BAXTER	50	37	0	8	1	0	4
BENTON	133	98	2	26	2	0	5
BOONE	42	34	1	5	0	0	2
BRADLEY	6	5	0	1	0	0	0
CALHOUN	3	2	0	0	0	0	1
CARROLL	23	15	0	8	0	0	0
CHICOT	8	7	0	1	0	0	0
CLARK	25	16	0	6	0	0	3
CLAY	20	17	0	3	0	0	0
CLEBURNE	53	34	1	7	1	0	10
CLEVELAND	3	3	0	0	0	0	0
COLUMBIA	20	14	1	5	0	0	0
CONWAY	13	12	0	1	0	0	0
CRAIGHEAD	69	51	2	12	0	0	4
CRAWFORD	30	21	1	7	0	0	1
CRITTENDEN	74	60	0	10	0	0	4
CROSS	11	9	0	2	0	0	0
DALLAS	4	3	0	1	0	0	0
DESHA	12	10	0	2	0	0	0
DREW	22	14	0	7	0	0	1
FAULKNER	86	64	0	15	1	0	6
FRANKLIN	7	4	1	2	0	0	0
FULTON	4	3	0	0	0	0	1
GARLAND	107	69	2	22	1	0	13
GRANT	15	13	0	0	0	0	2
GREENE	14	9	1	4	0	0	0
HEMPSTEAD	11	9	0	1	0	0	1
HOT SPRING	15	12	0	2	0	0	1
HOWARD	10	8	1	0	0	0	1
INDEPENDENCE	16	13	1	3	0	0	1
IZARD	13	11	0	2	0	0	0
JACKSON	15	11	2	2	0	0	0
JEFFERSON	58	43	2	11	1	0	1
JOHNSON	9	7	0	2	0	0	0
LAFAYETTE	5	4	0	1	0	0	0
LAWRENCE	33	31	0	1	1	0	0
LEE	7	5	0	2	0	0	0
LINCOLN	4	3	0	1	0	0	0
LITTLE RIVER	3	3	0	0	0	0	0
LOGAN	5	13	0	2	0	0	0
LONOKE	107	81	2	12	0	0	12
MADISON	2	6	0	2	0	0	0
MARION	14	11	0	3	0	0	0
MILLER	26	21	0	5	0	0	0
MISSISSIPPI	61	45	3	12	0	0	1
MONROE	8	6	0	1	1	0	0
MONTGOMERY	8	7	0	2	2	0	1
NEVADA	4	4	0	0	0	0	0
NEWTON	2	0	1	1	0	0	0

**NON-PILOTS-CONTINUED
BY STATE AND COUNTY
AS OF DECEMBER 31, 1992**

State-County	Total	Mechanic	Parachute Rigger	Ground Instructor	Dispatcher	Flight Navigator	Flight Engineer
ARKANSAS—Continued							
OUACHITA	55	28	1	6	0	0	0
PERRY	2	2	0	0	0	0	0
PHILLIPS	25	18	0	5	0	0	2
PIKE	3	1	0	1	0	0	1
POINSETT	15	10	0	5	0	0	0
POLK	86	75	1	10	0	0	0
POPE	43	30	2	9	0	0	2
PRAIRIE	15	13	0	2	0	0	0
PULASKI	951	694	26	142	9	0	80
RANDOLPH	14	9	0	5	0	0	0
SALINE	58	50	0	5	0	0	3
SCOTT	11	9	0	1	0	0	1
SEARCY	4	4	0	4	0	0	1
SEBASTIAN	106	63	4	21	2	0	16
SEVIER	12	9	0	3	0	0	0
SHARP	15	11	0	4	0	0	0
ST FRANCIS	17	7	0	9	0	0	1
STONE	9	8	0	1	0	0	0
UNION	41	34	0	6	0	0	1
VAN BUREN	20	17	0	3	0	0	0
WASHINGTON	183	129	6	34	2	1	11
WHITE	60	47	0	7	1	0	5
WOODRUFF	8	6	0	2	0	0	0
YELL	8	7	0	0	0	0	1
UNKNOWN	0	0	0	0	0	0	0
STATE TOTAL	3121	2309	65	521	23	1	202
CALIFORNIA							
ALAMEDA	5819	4904	44	534	101	11	225
ALPINE	0	0	0	0	0	0	0
AMADOR	71	49	1	12	0	1	8
BUTTE	289	209	3	47	8	0	22
CALAVERAS	75	44	0	14	1	1	15
COLUSA	34	27	0	6	0	0	1
CONTRA COSTA	1917	1319	17	258	24	21	278
DEL NORTE	23	18	0	5	0	0	0
EL DORADO	291	177	2	60	3	3	46
FRESNO	1151	857	11	179	11	5	88
GLENN	47	35	1	7	0	1	3
HUMBOLDT	159	87	6	55	4	0	7
IMPERIAL	136	100	11	19	2	0	4
INYO	46	35	1	10	0	0	0
KERN	1089	823	40	169	6	1	50
KINGS	153	121	2	20	0	0	10
LAKE	113	88	1	18	1	0	5
LASSEN	41	25	6	9	0	1	0
LOS ANGELES	23933	19850	232	2389	365	16	1001
MADERA	116	79	4	23	0	0	10
MARIN	583	234	5	132	9	23	180
MARIPOSA	31	20	0	9	0	0	2
MENDOCINO	123	85	2	26	2	1	1
MERCED	313	238	2	49	1	1	22
MODOC	20	16	0	3	0	0	1
MONO	15	12	0	2	0	0	0
MONTEREY	472	272	19	113	7	4	57
NAPA	455	238	4	74	4	0	44
NEVADA	207	111	3	33	4	1	55
ORANGE	6088	4076	63	943	85	8	313
PLACER	419	259	5	63	2	5	85

**NON-PILOTS-CONTINUED
BY STATE AND COUNTY
AS OF DECEMBER 31, 1992**

State-County	Total	Mechanic	Parachute Rigger	Ground Instructor	Dispatcher	Flight Navigator	Flight Engineer
CALIFORNIA—Continued							
PLUMAS	36	26	0	9	1	0	0
RIVERSIDE	2193	1461	74	367	16	5	268
SACRAMENTO	2227	1658	24	309	14	6	216
SAN BENITO	75	57	3	6	0	0	9
SAN BERNARDINO	3562	2778	43	428	16	5	292
SAN DIEGO	6185	3910	144	971	76	15	1060
SAN FRANCISCO	1659	1356	11	127	39	3	83
SAN JOAQUIN	686	562	21	66	4	2	33
SAN LUIS OBISPO	500	346	9	90	9	0	46
SAN MATEO	6325	5027	18	325	116	16	823
SANTA BARBARA	1070	765	14	188	12	2	89
SANTA CLARA	4578	3391	32	676	58	28	393
SANTA CRUZ	411	226	3	89	9	5	79
SHASTA	379	254	47	52	1	3	22
SIERRA	6	5	0	0	0	0	1
SISKIYOU	71	53	0	16	0	1	1
SOLANO	1912	1538	16	111	8	2	237
SONOMA	900	445	8	188	8	15	236
STANISLAUS	359	255	3	55	4	3	39
SUTTER	561	425	4	43	1	2	66
TEHAMA	70	55	0	11	0	1	3
TRINITY	36	26	1	7	0	1	1
TULARE	365	311	3	52	1	1	17
TUOLUMNE	140	92	1	25	0	0	22
VENTURA	2069	1308	38	279	30	11	403
YOLO	339	220	15	54	1	2	47
YUBA	121	102	3	13	1	0	2
MILITARY	453	356	34	45	11	0	0
UNKNOWN	37	15	0	11	1	0	0
STATE TOTAL	81576	61472	1054	9894	1099	240	7817
COLORADO							
ADAMS	2782	1895	7	358	55	3	464
ALAMOSA	25	15	0	9	0	0	0
ARAPAHOE	1305	606	7	222	24	3	443
ARCHULETA	22	13	0	8	0	0	1
BACA	2	1	0	1	0	0	0
BENT	10	8	0	2	0	0	0
BOULDER	1361	849	14	236	15	2	245
CHAFFEE	25	15	0	6	0	0	4
CHEYENNE	6	4	0	2	0	0	0
CLEAR CREEK	26	10	0	7	0	0	9
CONEJOS	3	3	0	0	0	0	0
COSTILLA	4	4	0	0	0	0	0
CROWLEY	2	1	0	1	0	0	0
CUSTER	4	2	0	1	0	0	1
DELTA	58	43	1	7	0	0	1
DENVER	3355	2402	29	450	71	4	329
DOLORES	5	3	0	2	0	0	0
DOUGLAS	594	211	2	95	13	1	273
EAGLE	51	22	2	16	0	0	14
EL PASO	1015	559	34	185	2	2	238
ELBERT	95	49	0	14	1	0	31
FREMONT	39	29	0	9	0	0	0
GARFIELD	53	40	0	10	1	0	0
GILPIN	9	7	0	2	0	0	0
GRAND	29	11	3	6	0	0	6
GUNNISON	19	13	1	4	1	0	0
HINSDALE	0	0	0	0	0	0	0

**NON-PILOTS-CONTINUED
BY STATE AND COUNTY
AS OF DECEMBER 31, 1992**

State-County	Total	Mechanic	Parachute Rigger	Ground Instructor	Dispatcher	Flight Navigator	Flight Engineer
COLORADO—Continued							
HUERFANO	7	5	1	0	0	0	1
JACKSON	7	6	0	1	0	0	0
JEFFERSON	1625	897	12	201	25	6	482
KIOWA	2	0	0	2	0	0	0
KIT CARSON	18	15	0	3	0	0	0
LA PLATA	77	44	0	17	5	0	11
LAKE	19	14	1	4	0	0	0
LARIMER	422	247	6	80	2	2	85
LAS ANIMAS	16	11	1	3	0	0	1
LINCOLN	7	5	0	2	0	0	0
LOGAN	25	22	0	2	1	0	0
MESA	243	186	1	37	1	0	18
MINERAL	0	0	0	0	0	0	0
MOFFAT	18	14	0	3	0	0	1
MONTEZUMA	20	17	0	3	0	0	0
MONTROSE	59	41	0	14	2	0	2
MORGAN	33	25	0	7	0	0	1
OTERO	29	24	0	4	0	0	1
OURAY	11	7	0	2	0	0	2
PARK	33	17	0	8	0	1	7
PHILLIPS	3	1	0	2	0	0	0
PITKIN	45	19	2	16	1	1	6
PROWERS	28	24	0	4	0	0	0
PUEBLO	99	72	5	20	0	0	2
RIO BLANCO	45	34	0	9	0	0	2
RIO GRANDE	22	15	0	5	0	0	2
ROUTT	54	18	0	16	1	0	19
SAGUACHE	3	1	0	1	0	0	1
SAN JUAN	0	0	0	0	0	0	0
SAN MIGUEL	11	3	0	7	0	0	1
SEDGWICK	4	3	0	1	0	0	0
SUMMIT	46	13	0	9	2	0	22
TELLER	37	17	0	7	0	0	13
WASHINGTON	13	11	0	2	0	0	0
WELD	427	310	10	71	2	1	33
YUMA	18	16	0	2	0	0	0
UNKNOWN	2	2	0	0	0	0	0
STATE TOTAL	14430	8974	139	2218	230	27	2842
CONNECTICUT							
FAIRFIELD	1756	886	14	309	32	50	465
HARTFORD	1796	1436	25	210	23	6	96
LITCHFIELD	441	214	6	54	8	12	147
MIDDLESEX	298	220	3	24	2	4	45
NEW HAVEN	1198	910	11	120	17	13	127
NEW LONDON	348	244	4	55	7	2	36
TOLLAND	348	279	1	45	5	1	17
WINDHAM	223	184	4	22	1	1	11
UNKNOWN	2	1	0	1	0	0	0
STATE TOTAL	6410	4374	68	840	95	89	944
DELAWARE							
KENT	560	406	5	40	7	0	102
NEW CASTLE	722	537	13	101	10	3	58
SUSSEX	109	63	3	23	3	1	16
UNKNOWN	0	0	0	0	0	0	0
STATE TOTAL	1391	1006	21	164	20	4	176
DIST OF COLUMBIA							
DIST OF COLUMBIA	360	221	17	85	18	0	19
FLORIDA							
ALACHUA	190	115	8	45	1	1	20

**NON-PILOTS-CONTINUED
BY STATE AND COUNTY
AS OF DECEMBER 31, 1992**

State-County	Total	Mechanic	Parachute Rigger	Ground Instructor	Dispatcher	Flight Navigator	Flight Engineer
FLORIDA—Continued							
BAKER	11	9	0	0	0	0	2
BAY	341	236	7	70	1	0	27
BRADFORD	18	14	0	3	0	0	1
BREVARD	1399	860	22	286	45	8	178
BROWARD	6022	4127	26	625	203	35	1006
CALHOUN	9	7	0	1	0	0	1
CHARLOTTE	200	100	1	50	6	1	42
CITRUS	100	68	0	18	2	0	12
CLAY	374	234	7	42	4	1	86
COLLIER	438	195	3	102	8	2	128
COLUMBIA	207	106	1	14	1	1	4
DADE	15215	11606	67	1238	731	51	1522
DE SOTO	39	27	0	10	1	0	1
DIXIE	11	8	2	0	0	0	1
DUVAL	1076	668	36	195	13	4	160
ESCAMBIA	828	533	26	92	6	2	169
FLAGLER	54	29	3	13	2	0	7
FRANKLIN	11	7	0	1	0	0	3
GADSDEN	31	24	1	4	1	1	0
GILCHRIST	3	3	0	0	0	0	0
GLADES	8	6	0	2	0	0	0
GULF	6	4	0	2	0	0	0
HAMILTON	5	4	0	0	0	0	1
HARDEE	19	14	0	1	0	0	4
HENDRY	43	25	4	8	0	1	5
HERNANDO	113	70	2	21	2	1	17
HIGHLANDS	154	118	2	19	4	0	11
HILLSBOROUGH	1402	981	27	198	20	0	176
HOLMES	35	31	0	3	0	0	1
INDIAN RIVER	401	224	4	118	13	2	40
JACKSON	101	75	1	23	1	0	1
JEFFERSON	11	9	0	2	0	0	0
LAFAYETTE	6	4	0	1	0	0	1
LAKE	341	206	15	67	9	3	41
LEE	481	225	4	106	10	2	134
LEON	321	223	6	63	5	1	23
LEVY	38	24	1	7	0	0	6
LIBERTY	5	2	0	2	0	0	1
MADISON	10	8	0	2	0	0	0
MANATEE	308	169	5	73	4	0	57
MARION	309	204	8	59	1	3	34
MARTIN	357	210	4	66	6	3	68
MONROE	417	175	5	81	9	6	141
NASSAU	113	61	1	29	2	1	19
OKALOOSA	855	579	19	107	6	0	144
OKEECHOBEE	89	50	0	14	4	0	21
ORANGE	1794	1244	25	313	26	6	180
OSCEOLA	282	208	5	45	5	0	19
PALM BEACH	1977	1061	13	367	41	16	479
PASCO	321	189	16	57	5	0	54
PINELLAS	1972	1185	33	384	30	6	334
POLK	553	360	12	125	5	1	50
PUTNAM	59	38	4	10	0	4	3
SANTA ROSA	490	348	13	35	1	1	92
SARASOTA	513	273	5	122	16	7	90
SEMINOLE	596	337	4	149	14	3	89
ST JOHNS	239	164	2	42	2	2	07
ST LUCIE	208	147	1	28	3	2	27

**NON-PILOTS-CONTINUED
BY STATE AND COUNTY
AS OF DECEMBER 31, 1992**

State-County	Total	Mechanic	Parachute Rigger	Ground Instructor	Dispatcher	Flight Navigator	Flight Engineer
FLORIDA—Continued							
SUMTER	22	17	0	3	1	0	1
SUWANNE	64	48	1	7	0	0	8
TAYLOR	9	6	0	3	0	0	0
UNION	10	8	1	0	0	0	1
VOLUSIA	1880	1265	35	350	60	6	164
WAKULLA	17	15	0	1	0	0	1
WALTON	33	23	0	5	0	0	5
WASHINGTON	24	21	0	1	0	0	2
MILITARY ²	53	42	3	8	0	0	0
UNKNOWN	9	4	0	2	0	0	3
STATE TOTAL	43650	29760	491	5940	1330	184	5945
GEORGIA							
APPLING	13	12	0	1	0	0	0
ATKINSON	2	2	0	0	0	0	0
BACON	5	5	0	0	0	0	0
BAKER	0	0	0	0	0	0	0
BALDWIN	167	127	0	18	0	0	22
BANKS	2	2	0	0	0	0	0
BARROW	33	22	0	6	0	0	5
BARTOW	73	56	0	9	1	0	7
BEN HILL	10	9	1	0	0	0	0
BERRIEN	7	5	0	2	0	0	0
BIBB	187	153	3	19	2	1	9
BLECKLEY	25	20	1	4	0	0	0
BRANTLEY	9	7	0	2	0	0	0
BROOKS	13	10	1	2	0	0	0
BRYAN	45	36	2	4	0	0	3
BULLOCH	31	27	0	2	0	0	2
BURKE	11	7	1	0	0	0	3
BUTTS	50	41	1	2	1	0	5
CALHOUN	3	2	0	1	0	0	0
CAMDEN	11	6	0	4	0	0	1
CANDLER	4	2	0	1	0	0	1
CARROLL	137	91	2	18	0	0	26
CATOOSA	13	8	0	5	0	0	0
CHARLTON	6	5	0	1	0	0	0
CHATHAM	581	460	19	52	1	1	42
CHATTAHOOCHEE	13	4	7	2	0	0	0
CHATTOOGA	8	6	0	1	0	0	1
CHEROKEE	229	117	4	22	2	0	84
CLARKE	74	29	4	21	0	0	20
CLAY	1	1	0	0	0	0	0
CLAYTON	2316	2120	12	55	43	0	86
CLINCH	0	0	0	0	0	0	0
COBB	2954	1669	22	272	42	5	944
COFFEE	17	12	1	4	0	0	0
COLQUITT	78	57	2	18	0	0	1
COLUMBIA	74	59	2	7	0	0	6
COOK	11	7	0	3	0	0	1
COWETA	729	523	2	17	16	0	151
CRAWFORD	4	3	0	0	0	0	1
CRISP	20	16	1	2	0	0	1
DADE	4	3	0	0	0	0	1
DAWSON	13	5	0	4	0	0	4
DE KALB	1451	882	12	180	37	2	336
DECATUR	57	41	0	16	0	0	0
DODGE	8	8	0	0	0	0	0
DOOLY	5	4	0	0	1	0	0

**NON-PILOTS-CONTINUED
BY STATE AND COUNTY
AS OF DECEMBER 31, 1992**

State-County	Total	Mechanic	Parachute Rigger	Ground Instructor	Dispatcher	Flight Navigator	Flight Engineer
GEORGIA—Continued							
DOUGHERTY	107	86	4	13	1	0	3
DOUGLAS	395	321	2	28	8	0	36
EARLY	11	11	0	0	0	0	0
ECHOLS	0	0	0	0	0	0	0
EFFINGHAM	64	56	0	3	1	0	4
ELBERT	5	3	0	2	0	0	0
EMANUEL	7	7	0	0	0	0	0
EVANS	2	2	0	0	0	0	0
FANNIN	12	9	0	0	1	0	2
FAYETTE	2369	1274	6	124	70	0	835
FLOYD	65	42	2	16	0	0	5
FORSYTH	84	34	0	15	2	1	32
FRANKLIN	9	6	0	1	0	0	2
FULTON	2796	1749	18	269	96	0	664
GILMER	11	5	1	2	0	0	3
GLASCOCK	3	3	0	0	0	0	0
GLYNN	100	67	1	22	2	0	8
GORDON	23	16	0	3	0	0	4
GRADY	7	6	0	1	0	0	0
GREENE	17	3	1	0	0	0	13
GWINNETT	665	368	4	79	9	2	203
ABERSHAM	25	11	0	8	0	0	6
.....	199	67	3	19	2	0	107
.....	2	1	0	1	0	0	0
HARALSON	16	12	0	1	0	0	3
HARRIS	13	6	0	2	1	0	4
HART	9	3	0	3	1	0	2
HEARD	8	7	0	0	0	0	1
HENRY	793	711	5	22	8	0	47
HOUSTON	374	337	3	24	1	0	9
IRWIN	3	3	0	0	0	0	0
JACKSON	23	14	0	6	0	0	3
JASPER	10	4	0	0	0	2	4
JEFF DAVIS	4	4	0	0	0	0	0
JEFFERSON	12	9	0	3	0	0	0
JENKINS	3	3	0	0	0	0	0
JOHNSON	6	5	0	0	0	0	1
JONES	6	4	0	1	0	0	1
LAMAR	38	33	0	0	0	0	5
LANIER	4	2	0	1	1	0	0
LAURENS	14	9	0	4	0	0	1
LEE	7	4	0	2	0	0	1
LIBERTY	26	21	2	3	0	0	0
LINCOLN	5	4	0	1	0	0	0
LONG	7	5	1	1	0	0	0
LOWNDES	125	92	2	20	1	0	10
LUMPKIN	20	6	2	5	0	0	7
MACON	11	9	0	2	0	0	0
MADISON	7	5	0	0	0	0	2
MARION	6	6	0	0	0	0	0
MCDUFFIE	14	10	0	4	0	0	0
MCINTOSH	9	5	0	2	0	0	2
MERIWETHER	43	34	1	2	1	0	5
MILLER	10	8	0	2	0	0	0
MITCHELL	10	10	0	0	0	0	0
MONROE	13	7	0	3	0	0	3
MONTGOMERY	0	0	0	0	0	0	0
MORGAN	23	10	0	3	0	0	10

**NON-PILOTS-CONTINUED
BY STATE AND COUNTY
AS OF DECEMBER 31, 1992**

State-County	Total	Mechanic	Parachute Rigger	Ground Instructor	Dispatcher	Flight Navigator	Flight Engineer
GEORGIA—Continued							
MURRAY	12	9	0	2	0	0	1
MUSCOGEE	162	73	37	42	0	0	10
NEWTON	79	56	0	6	0	0	17
OCONEE	20	6	1	4	0	0	9
OGLETHORPE	2	1	0	1	0	0	0
PAULDING	105	91	0	4	1	0	9
PEACH	67	53	0	10	0	1	3
PICKENS	12	6	1	3	0	0	2
PIERCE	7	5	0	2	0	0	0
PIKE	107	70	0	7	0	0	30
POLK	39	34	0	3	0	0	2
PULASKI	11	9	0	1	0	0	1
PUTNAM	8	1	0	2	0	0	5
QUITMAN	0	0	0	0	0	0	0
RABUN	12	8	0	2	0	0	2
RANDOLPH	4	4	0	0	0	0	0
RICHMOND	107	79	2	19	1	0	6
ROCKDALE	187	127	1	10	3	0	46
SCHLEY	2	2	0	0	0	0	0
SCREVEN	14	11	1	2	0	0	0
SEMINOLE	5	3	2	0	0	0	0
SPAULDING	319	258	0	13	3	0	45
STEPHENS	19	13	1	2	0	0	3
STEWART	1	1	0	0	0	0	0
SUMTER	51	44	0	6	0	0	1
TALBOT	1	0	0	1	0	0	0
TALIAFERRO	0	0	0	0	0	0	0
TATTNALL	4	3	0	1	0	0	0
TAYLOR	11	10	0	0	0	0	1
TELFAIR	4	4	0	0	0	0	0
TERRELL	6	6	0	0	0	0	0
THOMAS	42	33	0	8	0	0	1
TIFT	12	11	0	1	0	0	0
TOOMBS	7	6	0	1	0	0	0
TOWNS	5	5	0	0	0	0	0
TREUTLEN	0	0	0	0	0	0	0
TROUP	50	28	1	5	0	0	16
TURNER	6	6	0	0	0	0	0
TWIGGS	4	4	0	0	0	0	0
UNION	12	11	0	0	0	0	1
UPSON	30	21	0	4	0	0	5
WALKER	343	289	1	23	4	0	26
WALTON	49	29	0	7	0	0	10
WARE	15	7	0	7	0	0	0
WARREN	2	2	0	0	0	0	0
WASHINGTON	9	3	0	6	0	0	0
WAYNE	13	9	0	4	0	0	0
WEBSTER	1	1	0	0	0	0	0
WHEELER	2	2	0	0	0	0	0
WHITE	23	9	0	3	0	0	11
WHITFIELD	30	19	1	8	1	0	1
WILCOX	11	10	0	1	0	0	1
WILKES	9	6	1	2	0	0	1
WILKINSON	4	3	0	1	0	0	0
WORTH	13	11	0	2	0	0	0
UNKNOWN	1	1	0	0	0	0	0
STATE TOTAL	20225	13743	208	1746	372	16	4140
HAWAII							

**NON-PILOTS-CONTINUED
BY STATE AND COUNTY
AS OF DECEMBER 31, 1992**

State-County	Total	Mechanic	Parachute Rigger	Ground Instructor	Dispatcher	Flight Navigator	Flight Engineer
GEORGIA—Continued							
HAWAII	229	155	0	55	6	0	33
HONOLULU	3234	2376	24	341	143	5	335
KALAWAO	0	0	0	0	0	0	0
KAUAI	92	77	0	8	0	0	7
MAUI	156	104	0	31	5	2	14
MILITARY ²	2	0	0	1	0	0	1
UNKNOWN	0	0	0	0	0	0	0
STATE TOTAL	3713	2712	34	416	154	7	390
IDAHO							
ADA	649	410	64	113	4	2	56
ADAMS	11	7	1	3	0	0	0
BANNOCK	137	111	2	21	0	0	3
BEAR LAKE	6	4	0	2	0	0	0
BENEWAH	7	5	1	1	0	0	0
BINGHAM	47	37	2	7	0	0	1
BLAINE	57	28	3	8	0	1	17
BOISE	7	4	1	1	0	0	1
BONNER	56	33	1	13	1	1	7
BONNEVILLE	83	60	4	17	0	0	2
BOUNDARY	21	13	1	6	0	0	1
BUTTE	4	4	0	0	0	0	0
CAMAS	3	3	0	0	0	0	0
CANYON	115	81	7	21	0	0	6
CARIBOU	8	3	0	4	0	0	1
CASSIA	17	9	1	5	0	1	1
CLARK	0	0	0	0	0	0	0
CLEARWATER	9	8	1	0	0	0	0
CUSTER	9	6	0	1	0	0	0
ELMORE	61	53	2	2	1	0	3
FRANKLIN	12	12	0	0	0	0	0
FREMONT	23	19	1	3	0	0	0
GEM	19	15	0	3	0	0	1
GOODING	12	12	0	0	0	0	0
IDAHO	43	17	15	10	0	0	1
JEFFERSON	12	10	0	2	0	0	0
JEROME	12	11	0	1	0	0	0
KOOTENAI	180	112	4	34	8	1	21
LATAH	38	22	5	8	0	0	3
LEMHI	20	16	1	3	0	0	0
LEWIS	15	14	0	1	0	0	0
LINCOLN	5	2	1	1	0	0	0
MADISON	26	24	0	2	0	0	0
MINIDOKA	18	17	0	1	0	0	0
NEZ PERCE	45	31	2	11	0	0	1
ONEIDA	3	3	0	0	0	0	0
OWYHEE	7	5	2	0	0	0	0
PAYETTE	22	13	2	5	0	0	2
POWER	7	6	0	1	0	0	0
SHOSHONE	14	8	3	3	0	0	0
TETON	8	5	0	1	1	0	1
TWIN FALLS	57	39	2	12	0	0	4
VALLEY	76	16	47	8	0	0	5
WASHINGTON	11	6	1	2	0	0	1
UNKNOWN	0	0	0	0	0	0	0
STATE TOTAL	1992	1316	177	338	15	7	139
ILLINOIS							
ADAMS	54	37	2	11	1	0	3
ALEXANDER	5	4	0	1	0	0	0
BOND	13	9	1	2	0	0	1

**NON-PILOTS-CONTINUED
BY STATE AND COUNTY
AS OF DECEMBER 31, 1992**

State-County	Total	Mechanic	Parachute Rigger	Ground Instructor	Dispatcher	Flight Navigator	Flight Engineer
ILLINOIS—Continued							
BOONE	90	56	0	12	0	0	22
BROWN	3	2	0	0	0	0	1
BUREAU	43	29	1	7	0	0	6
CALHOUN	8	5	0	3	0	0	0
CARROLL	20	15	0	2	0	0	3
CASS	8	8	0	0	0	0	0
CHAMPAIGN	376	280	11	57	2	0	16
CHRISTIAN	26	18	0	6	0	0	2
CLARK	14	10	1	3	0	0	0
CLAY	11	9	0	2	0	0	0
CLINTON	56	48	1	5	0	0	2
COLES	42	32	3	6	0	0	1
COOK	6160	4277	57	924	210	2	690
CRAWFORD	18	16	0	1	0	0	1
CUMBERLAND	4	3	0	0	0	0	1
DE KALB	147	97	6	24	1	0	19
DE WITT	17	15	0	2	0	0	0
DOUGLAS	7	6	0	1	0	0	0
DU PAGE	2152	1355	10	346	62	0	379
EDGAR	34	23	3	6	0	0	2
EDWARDS	1	1	0	0	0	0	0
EFFINGHAM	30	24	1	3	0	0	2
FAYETTE	21	11	0	9	0	0	1
FORD	25	16	2	6	0	0	1
FRANKLIN	25	15	1	7	1	0	1
FULTON	27	19	0	7	0	0	1
GALLATIN	4	3	0	1	0	0	0
GREENE	10	7	1	0	1	0	1
GRUNDY	51	33	0	11	1	0	6
HAMILTON	8	6	0	2	0	0	0
HANCOCK	12	11	1	0	0	0	0
HARDIN	2	2	0	0	0	0	0
HENDERSON	7	5	0	2	0	0	0
HENRY	57	46	2	8	0	0	1
IROQUOIS	34	24	1	6	0	0	3
JACKSON	164	129	3	24	6	0	2
JASPER	5	3	0	1	0	0	1
JEFFERSON	27	16	1	9	0	0	1
JERSEY	24	21	0	2	0	0	1
JO DAVIESS	21	13	0	3	0	0	5
JOHNSON	9	6	1	2	0	0	0
KANE	1073	546	18	182	25	0	307
KANKAKEE	99	66	3	25	1	0	4
KENDALL	51	33	0	9	1	0	1
KNOX	91	63	2	22	0	0	4
LA SALLE	125	85	4	24	2	0	10
LAKE	1015	514	9	187	18	4	263
LAWRENCE	13	8	0	3	0	0	2
LEE	51	32	1	13	0	0	5
LIVINGSTON	38	24	3	7	0	0	4
LOGAN	30	22	0	6	0	0	2
MACON	108	77	3	24	2	0	2
MACOUPIN	75	61	3	9	1	0	2
MADISON	584	477	15	63	3	0	26
MARION	49	31	2	15	0	0	1
MARSHALL	16	10	0	4	0	0	2
MASON	16	13	0	3	0	0	0
MASSAC	11	9	1	1	0	0	0

**NON-PILOTS-CONTINUED
BY STATE AND COUNTY
AS OF DECEMBER 31, 1992**

State-County	Total	Mechanic	Parachute Rigger	Ground Instructor	Dispatcher	Flight Navigator	Flight Engineer
ILLINOIS—Continued							
MCDONOUGH	36	27	1	5	0	0	3
MCHENRY	1100	445	3	155	22	0	474
MCLEAN	157	101	6	31	1	0	18
MENARD	43	36	2	2	0	0	3
MERCER	13	8	1	3	0	0	1
MONROE	68	57	0	10	0	0	1
MONTGOMERY	46	32	1	9	0	0	4
MORGAN	30	22	0	6	0	0	2
MOULTRIE	10	6	0	4	0	0	0
OGLE	84	60	1	13	0	0	10
PEORIA	226	149	10	55	1	1	10
PERRY	19	14	0	4	0	0	1
PIATT	19	12	0	4	0	1	2
PIKE	18	15	0	2	0	0	1
POPE	1	1	0	0	0	0	0
PULASKI	4	3	1	0	0	0	0
PUTNAM	8	5	1	2	0	0	0
RANDOLPH	55	48	3	1	1	0	2
RICHLAND	12	9	0	3	0	0	0
ROCK ISLAND	154	98	3	35	7	0	11
SALINE	26	18	2	6	0	0	0
SANGAMON	396	311	3	53	0	0	20
SCHUYLER	14	7	1	3	1	0	2
SCOTT	5	4	0	1	0	0	0
SHELBY	19	15	0	4	0	0	0
ST CLAIR	909	752	8	99	5	0	45
STARK	3	3	0	0	0	0	0
STEPHENSON	60	31	2	16	0	1	10
TAZEWELL	72	43	3	20	0	0	6
UNION	17	15	1	0	0	0	1
VERMILION	62	50	1	10	0	0	1
WABASH	12	7	1	3	0	0	1
WARREN	16	12	1	3	0	0	0
WASHINGTON	11	9	1	0	1	0	0
WAYNE	10	8	0	2	0	0	0
WHITE	10	8	1	1	0	0	0
WHITESIDE	43	31	0	6	0	0	6
WILL	478	352	6	70	5	0	45
WILLIAMSON	55	34	1	16	0	0	4
WINNEBAGO	137	552	7	83	3	1	91
WOODFORD	25	17	0	5	0	0	3
UNKNOWN	1	1	0	0	0	0	0
STATE TOTAL	18406	12264	246	2875	394	12	2615
INDIANA							
ADAMS	17	13	0	3	0	0	1
ALLEN	334	214	11	73	3	0	33
BARTHOLOMEW	89	55	3	20	0	0	11
BENTON	13	10	0	3	0	0	0
BLACKFORD	10	7	0	3	0	0	0
BOONE	93	71	3	10	0	0	9
BROWN	6	4	0	1	0	0	1
CARROLL	16	14	0	2	0	0	0
CASS	40	33	2	5	0	0	0
CLARK	142	75	20	19	2	0	26
CLAY	37	27	0	9	1	0	0
CLINTON	45	35	3	5	0	0	0
CRAWFORD	1	1	0	0	0	0	0
DAVISS	20	17	0	2	0	0	0

**NON-PILOTS-CONTINUED
BY STATE AND COUNTY
AS OF DECEMBER 31, 1992**

State-County	Total	Mechanic	Parachute Rigger	Ground Instructor	Dispatcher	Flight Navigator	Flight Engineer
INDIANA—Continued							
DE KALB	27	14	2	9	0	0	2
DEARBORN	94	72	0	7	2	0	13
DECATUR	16	10	1	2	1	0	2
DELAWARE	117	79	5	24	0	0	9
DUBOIS	29	19	1	8	0	0	1
ELKHART	149	91	0	45	0	0	13
FAYETTE	18	14	0	2	0	0	2
FLOYD	129	45	7	24	4	0	49
FOUNTAIN	16	13	1	2	0	0	0
FRANKLIN	17	13	0	0	1	0	3
FULTON	18	14	1	2	0	0	1
GIBSON	25	19	0	5	0	0	1
GRANT	48	37	0	10	0	0	1
GREENE	24	22	1	1	0	0	0
HAMILTON	158	106	3	29	2	0	18
HANCOCK	60	42	1	11	0	0	6
HARRISON	40	27	1	4	1	0	7
HENDRICKS	377	309	6	37	3	0	22
HENRY	49	35	4	5	1	0	4
HOWARD	87	57	2	16	1	1	10
HUNTINGTON	43	36	1	4	1	0	1
JACKSON	46	35	0	8	1	0	2
JASPER	25	22	0	1	0	0	2
JAY	15	13	0	0	1	0	1
JEFFERSON	30	22	1	6	0	0	1
JENNINGS	12	8	0	3	0	0	1
JOHNSON	213	153	1	34	2	0	23
KNOX	80	67	0	9	1	0	3
KOSCIUSKO	74	44	1	22	1	0	6
LA PORTE	121	89	1	18	2	0	11
LAGRANGE	18	10	0	4	0	0	4
LAKE	386	267	7	67	3	0	42
LAWRENCE	37	25	2	10	0	0	0
MADISON	133	106	7	14	0	0	6
MARION	1291	984	15	166	22	1	103
MARSHALL	46	29	0	10	0	0	7
MARTIN	8	5	1	2	0	0	0
MIAMI	110	88	0	10	1	0	11
MONROE	106	64	1	26	1	0	14
MONTGOMERY	47	31	0	10	0	0	6
MORGAN	179	149	1	10	4	0	15
NEWTON	9	8	0	0	0	0	1
NOBLE	25	18	1	5	0	0	1
OHIO	4	2	0	0	0	0	2
ORANGE	15	9	0	6	0	0	0
OWEN	18	15	0	1	1	0	1
PARKE	18	16	0	1	0	0	1
PERRY	22	19	0	2	0	0	1
PIKE	11	5	1	4	1	0	0
PORTER	147	94	1	24	0	0	28
POSEY	11	8	0	2	0	0	1
PULASKI	10	8	0	1	0	0	1
PUTNAM	42	35	0	4	1	0	2
RANDOLPH	25	24	0	1	0	0	0
RIPLEY	47	22	1	8	1	0	15
RUSH	17	14	0	2	0	0	1
SCOTT	14	8	1	5	0	0	0
SHELBY	53	44	1	7	0	0	1

**NON-PILOTS-CONTINUED
BY STATE AND COUNTY
AS OF DECEMBER 31, 1992**

State-County	Total	Mechanic	Parachute Rigger	Ground Instructor	Dispatcher	Flight Navigator	Flight Engineer
INDIANA—Continued							
SPENCER	11	9	0	1	0	0	1
ST JOSEPH	311	222	5	58	2	0	24
STARKE	27	20	0	2	0	0	5
STEUBEN	21	15	0	5	0	0	1
SULLIVAN	37	24	1	10	0	0	2
SWITZERLAND	5	4	0	0	0	0	1
TIPPECANOE	334	235	4	59	4	0	32
TIPTON	13	12	1	0	0	0	0
UNION	2	2	0	0	0	0	0
VANDERBURGH	123	93	5	19	0	0	6
VERMILLION	17	14	2	1	0	0	0
VIGO	151	96	3	35	11	0	6
WABASH	25	18	0	6	0	0	1
WARREN	6	4	0	0	0	0	2
WARRICK	41	27	1	10	0	0	3
WASHINGTON	31	20	0	6	1	0	4
WAYNE	32	22	4	4	0	0	2
WELLS	37	28	2	4	1	0	2
WHITE	38	24	0	7	0	0	7
WHITLEY	29	23	1	4	0	0	1
UNKNOWN	16	7	0	2	0	1	6
STATE TOTAL	7176	5129	152	1138	85	3	669
IOWA							
ADAIR	6	5	0	1	0	0	0
ADAMS	8	6	0	1	0	0	1
ALLAMAKEE	16	15	0	1	0	0	0
APPANOOSE	15	13	0	2	0	0	0
AUDUBON	11	10	0	1	0	0	0
BENTON	24	18	0	3	1	0	2
BLACK HAWK	152	124	6	21	0	0	1
BOONE	23	21	1	1	0	0	0
BREMER	23	17	3	3	0	0	0
BUCHANAN	22	18	0	2	0	0	2
BUENA VISTA	16	12	1	3	0	0	0
BUTLER	23	17	1	2	0	0	3
CALHOUN	17	14	1	2	0	0	0
CARROLL	16	12	0	4	0	0	0
CASS	12	11	0	1	0	0	0
CEDAR	8	7	0	1	0	0	0
CERRO GORDO	45	29	2	11	0	0	3
CHEROKEE	18	16	0	2	0	0	0
CHICKASAW	19	18	0	1	0	0	0
CLARKE	7	6	0	1	0	0	0
CLAY	37	31	0	5	0	0	1
CLAYTON	8	6	0	2	0	0	0
CLINTON	29	17	0	10	1	0	1
CRAWFORD	21	19	1	1	0	0	0
DALLAS	25	15	2	8	0	0	0
DAVIS	13	11	0	2	0	0	0
DECATUR	8	7	0	1	0	0	0
DELAWARE	9	8	0	1	0	0	0
DES MOINES	37	24	1	11	0	0	1
DICKINSON	14	10	1	2	0	0	1
DUBUQUE	68	35	3	25	1	0	4
EMMET	17	14	0	3	0	0	0
FAYETTE	19	15	0	3	0	0	1
FLOYD	18	10	2	6	0	0	0
FRANKLIN	5	4	0	1	0	0	0

**NON-PILOTS-CONTINUED
BY STATE AND COUNTY
AS OF DECEMBER 31, 1992**

State-County	Total	Mechanic	Parachute Rigger	Ground Instructor	Dispatcher	Flight Navigator	Flight Engineer
IOWA—Continued							
FREMONT	5	3	0	1	0	0	1
GREENE	10	7	0	3	0	0	0
GRUNDY	13	11	1	1	0	0	0
GUTHRIE	5	4	0	1	0	0	0
HAMILTON	20	14	1	5	0	0	0
HANCOCK	5	4	0	1	0	0	0
HARDIN	15	8	0	7	0	0	0
HARRISON	20	11	0	7	1	0	1
HENRY	11	10	0	0	0	0	1
HOWARD	9	6	0	3	0	0	0
HUMBOLDT	8	8	0	0	0	0	0
IDA	8	6	0	1	0	0	1
IOWA	8	7	1	0	0	0	0
JACKSON	21	15	2	3	1	0	0
JASPER	24	19	0	5	0	0	0
JEFFERSON	23	13	0	8	0	0	2
JOHNSON	76	51	2	20	0	0	3
JONES	15	15	0	0	0	0	0
KEOKUK	28	22	0	4	1	0	1
KOSSUTH	25	17	1	6	0	0	1
LEE	44	35	1	7	0	0	1
LINN	335	277	2	50	0	0	6
LOUISA	10	9	0	0	1	0	0
LUCAS	18	17	0	1	0	0	0
LYON	12	8	0	4	0	0	0
MADISON	14	11	1	2	0	0	0
MAHASKA	25	21	0	2	0	0	2
MARION	29	20	1	7	0	0	1
MARSHALL	42	29	1	9	0	0	3
MILLS	20	18	0	1	0	0	1
MITCHELL	14	13	0	1	0	0	0
MONONA	16	14	0	1	0	0	1
MONROE	9	8	0	0	0	0	1
MONTGOMERY	17	14	1	1	0	0	1
MUSCATINE	48	34	0	11	0	0	3
O BRIEN	16	14	0	2	0	0	0
OSCEOLA	5	5	0	0	0	0	0
PAGE	22	15	0	6	0	0	1
PALO ALTO	12	10	0	1	0	0	1
PLYMOUTH	13	10	0	3	0	0	0
POCAHONTAS	10	7	0	1	0	0	2
POLK	370	250	26	69	1	0	24
POTTAWATTAMIE	125	110	3	10	0	0	2
POWESHINK	15	11	1	2	0	0	1
RINGGOLD	5	3	1	1	0	0	0
SAC	13	10	1	2	0	0	0
SCOTT	116	85	4	21	3	0	3
SHELBY	21	13	0	6	0	0	2
SIoux	23	17	0	4	0	0	2
STORY	95	63	3	27	0	0	2
TAMA	27	22	0	2	0	0	3
TAYLOR	3	2	0	0	0	0	1
UNION	12	9	0	3	0	0	0
VAN BUREN	9	9	0	0	0	0	0
WAPELLO	86	70	0	16	0	0	0
WARREN	75	51	1	20	0	0	3
WASHINGTON	13	11	0	2	0	0	0
WAYNE	9	7	0	2	0	0	0

**NON-PILOTS-CONTINUED
BY STATE AND COUNTY
AS OF DECEMBER 31, 1992**

State-County	Total	Mechanic	Parachute Rigger	Ground Instructor	Dispatcher	Flight Navigator	Flight Engineer
IOWA—Continued							
WEBSTER	35	28	0	6	0	0	1
WINNEBAGO	18	12	3	3	0	0	0
WINNESHIEK	12	8	0	4	0	0	0
WOODBURY	138	91	2	32	2	0	11
WORTH	8	5	0	2	0	0	1
WRIGHT	18	15	0	3	0	0	0
UNKNOWN	1	1	0	0	0	0	0
STATE TOTAL	3136	2358	85	568	13	0	112
KANSAS							
ALLEN	6	4	0	1	0	0	1
ANDERSON	11	7	2	2	0	0	0
ATCHISON	36	30	1	4	0	0	1
BARBER	2	1	0	1	0	0	0
BARTON	28	20	2	6	0	0	0
BOURBON	23	13	0	9	0	0	1
BROWN	9	6	1	1	0	0	1
BUTLER	223	189	1	28	1	0	4
CHASE	0	0	0	0	0	0	0
CHAUTAUQUA	9	8	0	1	0	0	0
CHEROKEE	14	12	0	1	0	0	1
CHEYENNE	3	1	0	2	0	0	0
CLARK	4	2	0	2	0	0	0
CLAY	23	19	1	3	0	0	0
CLOUD	10	7	0	3	0	0	0
COFFEY	8	8	0	0	0	0	0
COMANCHE	4	4	0	0	0	0	0
COWLEY	205	194	1	8	0	0	2
CRAWFORD	35	19	0	14	0	0	2
DECATUR	5	4	1	0	0	0	0
DICKINSON	27	20	0	5	0	0	2
DONIPHAN	10	8	0	2	0	0	0
DOUGLAS	82	50	3	18	1	0	10
EDWARDS	6	4	0	2	0	0	0
ELK	3	2	0	1	0	0	0
ELLIS	37	28	0	9	0	0	0
ELLSWORTH	9	9	0	0	0	0	0
FINNEY	33	23	0	9	0	0	1
FORD	25	15	0	9	0	0	1
FRANKLIN	45	31	2	10	0	0	2
GEARY	54	45	2	6	0	0	1
GOVE	5	3	0	1	0	0	1
GRAHAM	7	5	1	1	0	0	0
GRANT	14	12	0	2	0	0	0
GRAY	8	8	0	0	0	0	0
GREELEY	4	4	0	0	0	0	0
GREENWOOD	8	8	0	0	0	0	0
HAMILTON	9	8	1	0	0	0	0
HARPER	21	15	1	3	0	0	2
HARVEY	104	74	2	27	0	0	1
HASKELL	4	3	0	1	0	0	0
HODGEMAN	3	1	2	0	0	0	0
JACKSON	7	4	1	0	0	0	2
JEFFERSON	27	19	0	5	0	0	3
JEWELL	8	7	0	1	0	0	0
JOHNSON	1051	660	12	205	19	0	155
KEARNY	4	4	0	0	0	0	0
KINGMAN	28	23	2	3	0	0	0
KIOWA	7	4	0	2	0	0	1

**NON-PILOTS-CONTINUED
BY STATE AND COUNTY
AS OF DECEMBER 31, 1992**

State-County	Total	Mechanic	Parachute Rigger	Ground Instructor	Dispatcher	Flight Navigator	Flight Engineer
KANSAS—Continued							
LABETTE	19	13	1	5	0	0	0
LANE	6	5	1	0	0	0	0
LEAVENWORTH	138	113	0	17	0	0	8
LINCOLN	5	3	0	0	0	0	2
LINN	9	5	0	1	0	0	3
LOGAN	9	9	0	0	0	0	0
LYON	36	28	0	7	0	0	1
MARION	15	11	0	3	0	0	1
MARSHALL	11	10	0	1	0	0	0
MCPHERSON	35	27	0	5	1	0	2
MEADE	6	5	0	1	0	0	0
MIAMI	34	23	2	5	0	0	4
MITCHELL	13	8	0	3	0	0	2
MONTGOMERY	79	64	1	13	0	0	1
MORRIS	9	8	0	1	0	0	0
MORTON	4	2	0	2	0	0	0
NEMAHA	10	7	1	1	0	0	1
NFOSHO	14	9	0	5	0	0	0
NESS	1	1	0	0	0	0	0
NORTON	5	2	0	3	0	0	0
OSAGE	21	17	1	3	0	0	0
OSBORNE	2	1	0	1	0	0	0
OTTAWA	11	11	0	0	0	0	0
PAWNEE	12	11	0	1	0	0	0
PHILLIPS	6	5	0	1	0	0	0
POTTAWATOMIE	11	8	2	1	0	0	0
PRATT	20	14	0	5	1	0	0
RAWLINS	8	7	0	1	0	0	0
RENO	80	56	5	17	0	0	2
REPUBLIC	4	3	0	0	1	0	0
RICE	19	15	1	3	0	0	0
RILEY	69	50	2	15	0	0	2
ROOKS	5	5	0	0	0	0	0
RUSH	2	2	0	0	0	0	0
RUSSELL	12	8	0	4	0	0	0
SALINE	130	104	2	20	0	0	4
SCOTT	16	12	0	3	0	0	1
SEDGWICK	2919	2432	28	384	12	1	62
SEWARD	43	31	0	12	0	0	0
SHAWNEE	181	121	6	39	1	0	14
SHERIDAN	5	3	0	2	0	0	0
SHERMAN	16	11	0	3	0	0	2
SMITH	10	6	0	4	0	0	0
STAFFORD	6	6	0	0	0	0	0
STANTON	11	10	0	1	0	0	0
STEVENS	6	5	0	1	0	0	0
SUMNER	188	172	3	11	0	0	2
THOMAS	15	9	1	5	0	0	0
TREGO	2	2	0	0	0	0	0
WABAUNSEE	8	6	0	1	1	0	0
WALLACE	1	1	0	0	0	0	0
WASHINGTON	8	4	1	3	0	0	0
WICHITA	6	4	0	2	0	0	0
WILSON	6	4	0	2	0	0	0
WOODSON	4	4	0	0	0	0	0
WYANDOTTE	509	458	2	31	5	0	13
UNKNOWN	0	0	0	0	0	0	0
STATE TOTAL	7138	5616	99	1057	43	1	322

**NON-PILOTS-CONTINUED
BY STATE AND COUNTY
AS OF DECEMBER 31, 1992**

State-County	Total	Mechanic	Parachute Rigger	Ground Instructor	Dispatcher	Flight Navigator	Flight Engineer
KENTUCKY							
ADAIR	3	2	0	1	0	0	0
ALLEN	2	2	0	0	0	0	0
ANDERSON	3	3	0	0	0	0	0
BALLARD	2	1	0	1	0	0	0
BARREN	18	12	1	4	0	0	1
BATH	2	1	0	1	0	0	0
BELL	7	6	1	0	0	0	0
BOONE	368	178	2	57	8	0	123
BOURBON	11	8	1	1	0	0	1
BOYD	29	21	0	7	0	0	1
BOYLE	18	9	0	3	0	0	6
BRACKEN	2	1	0	1	0	0	0
BREATHITT	5	3	1	1	0	0	0
BRECKINRIDGE	11	9	0	0	0	0	2
BULLITT	95	82	0	2	5	0	6
BUTLER	3	2	0	1	0	0	0
CALDWELL	2	1	0	1	0	0	0
CALLOWAY	13	10	0	3	0	0	0
CAMPBELL	77	46	0	12	6	0	13
CARLISLE	2	0	0	2	0	0	0
CARROLL	4	3	0	0	0	0	1
CARTER	3	1	0	1	0	0	1
CASEY	7	6	0	1	0	0	0
CHRISTIAN	210	115	79	15	0	0	1
CLARK	12	11	1	0	0	0	0
CLAY	2	1	0	1	0	0	0
CLINTON	4	4	0	0	0	0	0
CRITTENDEN	4	3	0	0	0	0	1
CUMBERLAND	0	0	0	0	0	0	0
DAVISS	69	54	2	9	0	0	4
EDMONSON	2	2	0	0	0	0	0
ELLIOTT	3	1	0	2	0	0	0
ESTILL	0	0	0	0	0	0	0
FAYETTE	170	90	5	50	1	0	24
FLEMING	3	2	0	1	0	0	0
FLOYD	12	6	1	5	0	0	0
FRANKLIN	23	15	0	4	1	0	3
FULTON	2	1	1	0	0	0	0
GALLATIN	7	5	0	1	0	0	1
GARRARD	2	2	0	0	0	0	0
GRANT	19	15	0	0	0	0	4
GRAVES	16	14	0	2	0	0	0
GRAYSON	9	7	0	1	0	0	1
GREEN	3	2	1	0	0	0	0
GREENUP	40	29	1	7	0	0	3
HANCOCK	7	6	0	1	0	0	0
HARDIN	62	47	3	10	1	0	1
HARLAN	8	5	0	2	0	0	1
HARRISON	6	6	0	0	0	0	0
HART	3	3	0	0	0	0	0
HENDERSON	33	25	1	7	0	0	0
HENRY	5	3	0	0	0	0	2
HICKMAN	2	1	0	1	0	0	0
HOPKINS	23	18	1	3	0	0	1
JACKSON	0	0	0	0	0	0	0
JEFFERSON	1399	695	19	195	67	0	423
JESSAMINE	38	20	0	9	1	0	8
JOHNSON	1	0	0	1	0	0	0
KENTON	345	190	0	66	20	0	69

**NON-PILOTS-CONTINUED
BY STATE AND COUNTY
AS OF DECEMBER 31, 1992**

State-County	Total	Mechanic	Parachute Rigger	Ground Instructor	Dispatcher	Flight Navigator	Flight Engineer
KENTUCKY—Continued							
KNOTT	1	1	0	0	0	0	0
KNOX	2	2	0	0	0	0	0
LARUE	6	6	0	0	0	0	0
LAUREL	20	16	0	2	0	0	2
LAWRENCE	0	0	0	0	0	0	0
LEE	1	1	0	0	0	0	0
LESLIE	1	1	0	0	0	0	0
LETCHER	3	2	0	1	0	0	0
LEWIS	1	1	0	0	0	0	0
LINCOLN	11	8	0	1	0	0	2
LIVINGSTON	3	2	0	0	0	0	1
LOGAN	7	5	0	2	0	0	0
LYON	3	3	0	0	0	0	0
MADISON	29	20	1	6	1	0	1
MAGOFFIN	0	0	0	0	0	0	0
MARION	11	9	0	2	0	0	0
MARSHALL	9	8	0	1	0	0	0
MARTIN	1	1	0	0	0	0	0
MASON	3	2	0	1	0	0	0
MCCRACKEN	47	30	3	8	0	0	6
MCCREARY	9	9	0	0	0	0	0
MCLEAN	7	4	1	1	0	0	1
MEADE	12	7	1	1	0	0	3
MENIFEE	0	0	0	0	0	0	0
MERCER	7	4	0	1	0	0	2
METCALFE	2	1	0	0	0	0	1
MONROE	3	1	1	1	0	0	0
MONTGOMERY	14	10	0	4	0	0	0
MORGAN	1	0	0	0	1	0	0
MUHLENBERG	11	9	1	1	0	0	0
NELSON	40	26	2	5	0	0	7
NICHOLAS	1	1	0	0	0	0	0
OHIO	9	6	0	2	0	0	1
OLDHAM	186	81	0	23	9	0	73
OWEN	2	2	0	0	0	0	0
OWSLEY	0	0	0	0	0	0	0
PENDLETON	12	9	0	1	0	0	2
PERRY	12	8	1	3	0	0	0
PIKE	14	8	0	6	0	0	0
POWELL	1	1	0	0	0	0	0
PULASKI	80	77	0	3	0	0	0
ROBERTSON	1	0	0	1	0	0	0
ROCKCASTLE	3	3	0	0	0	0	0
ROWAN	8	7	0	1	0	0	0
RUSSELL	4	2	1	1	0	0	0
SCOTT	13	6	0	4	1	0	2
SHELBY	19	8	0	4	0	0	7
SIMPSON	4	2	0	1	0	0	1
SPENCER	9	9	0	0	0	0	0
TAYLOR	7	5	0	0	0	0	2
TODD	5	5	0	0	0	0	0
TRIGG	7	6	0	1	0	0	0
TRIMBLE	5	5	0	0	0	0	0
UNION	9	7	0	2	0	0	0
WARREN	36	23	0	10	1	0	2
WASHINGTON	1	0	0	1	0	0	0
WAYNE	12	10	0	2	0	0	0
WEBSTER	0	0	0	0	0	0	0

**NON-PILOTS-CONTINUED
BY STATE AND COUNTY
AS OF DECEMBER 31, 1992**

State-County	Total	Mechanic	Parachute Rigger	Ground Instructor	Dispatcher	Flight Navigator	Flight Engineer
KENTUCKY—Continued							
WHITLEY	8	7	0	1	0	0	0
WOLFE	1	0	0	1	0	0	0
WOODFORD	23	15	0	4	0	0	4
UNKNOWN	1	0	0	1	0	0	0
STATE TOTAL	3989	2307	133	604	123	0	822
LOUISIANA							
ACADIA	67	61	0	4	0	0	2
ALLEN	17	17	0	0	0	0	0
ASCENSION	19	16	0	2	0	0	1
ASSUMPTION	5	3	0	2	0	0	0
AVOUELLES	14	9	1	4	0	0	0
BEAUREGARD	42	33	0	5	0	0	4
BIENVILLE	4	1	1	2	0	0	0
BOSSIER	297	196	6	47	7	0	41
CADDO	278	190	1	50	4	0	33
CALCASIEU	357	330	2	20	0	1	4
CALDWELL	5	2	0	3	0	0	0
CAMERON	5	3	0	2	0	0	0
CATAHOULA	6	5	0	1	0	0	0
CLAIBORNE	7	4	1	0	0	0	2
CONCORDIA	11	9	1	1	0	0	0
DE SOTO	5	4	0	0	0	0	1
EAST BATON ROUGE	253	155	8	66	0	0	24
EAST CARROL	11	9	0	1	0	0	1
EAST FELICIANA	14	10	0	3	0	0	1
EVANGELINE	28	24	0	3	0	0	1
FRANKLIN	12	10	1	1	0	0	0
GRANT	5	4	0	1	0	0	0
IBERIA	149	130	2	10	4	0	3
IBERVILLE	7	4	1	1	0	0	1
JACKSON	18	14	2	1	1	0	0
JEFFERSON	557	417	3	76	7	1	53
JEFFERSON DAVIS	48	43	1	4	0	0	0
LA SALLE	0	0	0	0	0	0	0
LAFAYETTE	915	846	6	43	6	0	14
LAFOURCHE	46	34	0	12	0	0	0
LINCOLN	48	18	1	24	1	0	4
LIVINGSTON	28	18	2	6	1	0	1
MADISON	18	15	0	2	0	0	1
MOREHOUSE	22	17	0	4	0	0	1
NATCHITOCHES	33	21	0	11	0	0	1
ORLEANS	516	349	14	97	6	1	49
OUACHITA	134	78	4	43	0	0	9
PLAQUEMINES	32	24	1	6	0	0	1
POINTE COUPEE	12	6	0	4	0	0	2
RAPIDES	116	83	9	20	1	0	3
RED RIVER	7	7	0	0	0	0	0
RICHLAND	17	15	0	0	0	1	1
SABINE	12	7	0	5	0	0	0
ST BERNARD	43	39	1	1	0	0	2
ST CHARLES	36	21	0	3	1	0	11
ST HELENA	4	2	0	1	0	0	1
ST JAMES	5	5	0	0	0	0	0
ST JOHN THE BAPTIST	39	32	0	5	1	0	1
ST LANDRY	108	100	0	7	0	0	1
ST MARTIN	96	94	0	1	0	0	1
ST MARY	63	49	1	13	0	0	0
ST TAMMANY	308	187	4	40	3	3	71

**NON-PILOTS-CONTINUED
BY STATE AND COUNTY
AS OF DECEMBER 31, 1992**

State-County	Total	Mechanic	Parachute Rigger	Ground Instructor	Dispatcher	Flight Navigator	Flight Engineer
LOUISIANA—Continued							
TANGIPAHOA	83	64	0	7	1	0	11
TENSAS	7	6	0	1	0	0	0
TERREBONNE	122	92	1	20	1	0	8
UNION	15	9	0	5	1	0	0
VERMILION	131	126	0	5	0	0	0
VERNON	40	34	0	6	0	0	0
WASHINGTON	20	8	1	6	0	0	5
WEBSTER	36	27	1	5	0	0	3
WEST BATON ROUGE	8	7	0	1	0	0	0
WEST CARROLL	12	10	0	2	0	0	0
WEST FELICIANNA	0	0	0	0	0	0	0
WINN	4	3	1	0	0	0	0
UNKNOWN	0	0	0	0	0	0	0
STATE TOTAL	5377	4156	78	716	46	7	374
MAINE							
ANDROSCOGGIN	75	54	3	13	2	0	3
AROOSTOOK	104	77	3	18	3	0	3
CUMBERLAND	367	213	10	80	6	1	57
FRANKLIN	29	21	0	5	0	0	3
HANCOCK	53	34	0	10	3	2	4
KENNEBEC	99	68	1	26	0	0	4
KNOX	35	27	0	4	0	0	4
LINCOLN	55	34	0	14	1	1	5
OXFORD	59	49	1	7	0	0	2
PENOBSCOT	264	186	9	38	13	2	16
PISCATAQUIS	21	15	0	4	0	0	2
SAGADAHOC	40	21	2	12	1	0	4
SOMERSET	42	28	0	10	1	0	3
WALDO	33	22	2	4	0	1	4
WASHINGTON	22	15	3	3	0	0	1
YORK	250	151	5	30	5	0	59
UNKNOWN	0	0	0	0	0	0	0
STATE TOTAL	1548	1015	39	278	35	7	174
MARYLAND							
ALLEGANY	51	33	0	14	0	0	4
ANNE ARUNDEL	681	309	13	142	11	2	204
BALTIMORE	4	3	0	0	0	1	0
BALTIMORE	654	438	20	148	10	0	38
CALVERT	83	50	2	13	1	0	17
CAROLINE	27	14	3	5	0	0	5
CARROLL	119	87	1	19	0	0	12
CECIL	92	67	2	13	1	0	9
CHARLES	206	135	3	23	1	0	44
DORCHESTER	23	13	0	4	0	1	5
FREDERICK	222	142	3	47	1	0	29
GARRETT	5	2	0	1	1	0	1
HARFORD	166	105	7	34	2	0	18
HOWARD	163	65	8	48	4	0	38
KENT	18	12	0	3	1	0	2
MONTGOMERY	606	331	17	161	13	3	81
PRINCE GEORGES	921	659	16	147	10	3	86
QUEEN ANNES	82	35	3	16	0	0	28
SOMERSET	16	12	0	3	1	0	0
ST MARYS	292	223	9	32	1	1	26
TALBOT	52	22	0	14	0	1	15
WASHINGTON	206	168	3	24	3	0	8
WICOMICO	191	130	1	36	17	0	7
WORCESTER	36	22	0	7	2	0	5
UNKNOWN	0	0	0	0	0	0	0

**NON-PILOTS-CONTINUED
BY STATE AND COUNTY
AS OF DECEMBER 31, 1992**

State-County	Total	Mechanic	Parachute Rigger	Ground Instructor	Dispatcher	Flight Navigator	Flight Engineer
MARYLAND—Continued							
STATE TOTAL	4916	3077	111	954	80	12	682
MASSACHUSETTS							
BARNSTABLE	482	262	1	84	16	4	115
BERKSHIRE	161	119	0	28	1	2	11
BRISTOL	447	337	9	82	5	0	14
DUKES	20	11	0	6	0	0	3
ESSEX	1535	1215	12	158	23	0	127
FRANKLIN	81	60	9	9	1	0	2
HAMPDEN	672	549	7	78	5	3	30
HAMPSHIRE	161	112	5	25	2	0	17
MIDDLESEX	1473	1194	26	182	10	1	60
NANTUCKET	24	13	0	10	0	0	1
NORFOLK	534	403	8	83	8	1	31
PLYMOUTH	758	541	8	116	9	1	83
SUFFOLK	2111	1773	25	218	28	2	65
WORCESTER	737	555	13	119	5	0	45
UNKNOWN	1	0	0	1	0	0	0
STATE TOTAL	9197	7144	123	1199	113	14	604
MICHIGAN							
ALCONA	13	13	0	0	0	0	0
ALGER	8	7	0	1	0	0	0
ALLEGAN	71	49	1	14	0	0	7
ALPENA	28	20	0	8	0	0	0
ANTRIM	26	15	1	7	0	0	3
ARENAC	8	4	0	4	0	0	0
BARAGA	8	4	1	3	0	0	0
BARRY	59	46	1	9	0	0	3
BAY	93	71	2	19	0	0	1
BENZIE	11	6	0	4	0	0	1
BERRIEN	325	246	2	60	1	0	16
BRANCH	26	15	1	9	0	0	1
CALHOUN	145	100	1	37	0	0	7
CASS	49	39	1	7	0	0	2
CHARLEVOIX	38	28	2	6	0	0	2
CHEBOYGAN	20	15	0	4	0	0	1
CHIPPEWA	29	25	0	4	0	0	0
CLARE	9	7	1	1	0	0	0
CLINTON	65	47	0	16	0	0	2
CRAWFORD	27	24	0	3	0	0	0
DELTA	33	19	1	11	0	0	2
DICKINSON	35	23	0	11	0	0	1
EATON	115	77	1	35	0	1	1
EMMET	25	17	1	5	0	0	2
GENESEE	323	219	5	85	1	0	13
GLADWIN	11	5	1	4	1	0	0
GOGEBIC	13	9	0	2	0	0	2
GRAND TRAVERSE	111	58	1	34	2	0	16
GRATIOT	31	21	2	8	0	0	0
HILLSDALE	28	16	0	7	0	0	5
HOUGHTON	27	13	0	13	1	0	0
HURON	26	18	0	8	0	0	0
INGHAM	340	214	6	103	0	0	17
IONIA	48	41	0	5	0	0	2
IOSCO	57	48	0	7	0	0	2
IRON	10	8	0	2	0	0	0
ISABELLA	33	25	0	7	0	0	1
JACKSON	181	138	3	28	0	0	12
KALAMAZOO	379	294	6	59	4	0	16
KALKASKA	6	4	0	2	0	0	0

**NON-PILOTS-CONTINUED
BY STATE AND COUNTY
AS OF DECEMBER 31, 1992**

State-County	Total	Mechanic	Parachute Rigger	Ground Instructor	Dispatcher	Flight Navigator	Flight Engineer
MICHIGAN—Continued							
KENT	578	356	14	160	5	0	43
KEWEENAW	1	1	0	0	0	0	0
LAKE	6	5	0	0	0	0	0
LAPEER	54	40	0	11	0	0	3
LEELANAU	26	14	1	8	0	0	3
LENAWEE	178	111	3	48	1	0	15
LIVINGSTON	211	132	1	47	1	0	30
LUCE	5	4	0	1	0	0	0
MACKINAC	13	8	1	4	0	0	0
MACOMB	691	543	12	99	6	1	30
MANISTEE	14	9	1	3	0	0	1
MARQUETTE	239	198	0	19	15	0	7
MASON	21	12	1	6	0	0	2
MECOSTA	19	14	0	4	0	0	1
MENOMINEE	33	24	0	8	0	0	1
MIDLAND	70	38	3	25	0	0	4
MISSAUKEE	14	10	2	2	0	0	0
MONROE	161	129	2	18	0	0	12
MONTCALM	54	42	0	12	0	0	0
MONTMORENCY	10	7	0	2	0	0	0
MUSKEGON	132	98	1	28	0	0	5
NEWAYGO	38	26	0	10	0	0	2
OAKLAND	1097	698	24	278	9	0	88
OCEANA	29	23	0	5	0	0	1
OGEMAW	17	13	0	3	0	0	1
ONTONAGON	4	3	0	1	0	0	0
OSCEOLA	18	10	0	0	0	0	0
OSCODA	9	9	0	0	0	0	0
OTSEGO	18	11	0	5	0	0	2
OTTAWA	193	126	1	50	1	0	15
PRESQUE ISLE	7	2	0	4	0	0	0
ROSCOMMON	22	27	2	3	0	0	0
SAGINAW	138	101	5	28	0	0	4
SANILAC	29	23	0	6	0	0	0
SCHOOLCRAFT	7	5	0	2	0	0	0
SHIAWASSEE	68	47	1	18	0	0	2
ST CLAIR	120	79	8	21	1	0	11
ST JOSEPH	58	40	1	16	0	0	0
TUSCOLA	32	24	0	6	0	0	0
VAN BUREN	88	70	2	14	0	0	0
WASHTENAW	956	610	6	161	23	0	155
WAYNE	2626	2079	30	319	48	0	149
WEXFORD	27	16	0	8	0	0	0
UNKNOWN	8	3	0	2	0	0	0
STATE TOTAL	11039	7888	163	2124	120	4	740
MINNESOTA							
AITKIN	13	10	0	0	0	0	0
ANOKA	161	122	0	22	8	0	0
BECKER	26	21	0	2	0	0	0
BELTRAMI	37	26	2	9	0	0	0
BENTON	22	14	1	3	2	0	0
BIG STONE	5	2	0	2	0	0	0
BLUE EARTH	75	45	0	23	2	0	5
BROWN	26	19	1	4	0	0	0
CARLTON	18	12	1	2	0	0	0
CARVER	141	88	5	15	0	0	24
CASS	23	20	0	3	0	0	0
CHIPPEWA	11	8	0	2	0	0	0

**NON-PILOTS-CONTINUED
BY STATE AND COUNTY
AS OF DECEMBER 31, 1992**

State-County	Total	Mechanic	Parachute Rigger	Ground Instructor	Dispatcher	Flight Navigator	Flight Engineer
MINNESOTA—Continued							
CHISAGO	77	52	0	12	0	0	13
CLAY	77	65	0	9	0	0	3
CLEARWATER	16	14	1	1	0	0	0
COOK	5	4	0	1	0	0	0
COTTONWOOD	14	11	0	2	1	0	0
CROW WING	73	42	1	17	1	0	12
DAKOTA	2036	1471	14	141	78	1	331
DODGE	11	8	0	3	0	0	0
DOUGLAS	58	41	1	10	0	0	6
FARIBAULT	22	14	2	3	0	0	3
FILLMORE	29	24	1	3	0	0	1
FREEBORN	28	21	2	4	0	0	1
GOODHUE	134	85	2	14	2	0	31
GRANT	9	7	0	1	1	0	0
HENNEPIN	3679	2469	41	446	186	1	536
HOUSTON	21	16	0	3	0	0	2
HUBBARD	32	27	0	1	0	0	4
ISANTI	46	32	0	7	2	0	5
ITASCA	78	62	0	12	2	0	2
JACKSON	9	8	0	1	0	0	0
KANABEC	16	11	0	3	1	0	1
KANDIYOHI	36	26	0	8	0	0	2
KITSON	9	9	0	0	0	0	0
KOOCHICHING	36	30	2	3	0	0	1
LAC QUI PARLE	11	7	0	3	0	0	1
LAKE	14	10	1	2	0	0	1
LAKE OF THE WOODS	20	14	0	6	0	0	0
LE SUEUR	51	37	1	7	2	0	4
LINCOLN	2	2	0	0	0	0	0
LYON	31	21	0	9	0	0	1
MAHNOMEN	4	4	0	0	0	0	0
MARSHALL	28	26	0	2	0	0	0
MARTIN	24	19	0	4	0	0	1
MCLEOD	47	41	0	4	1	0	1
MEEKER	20	18	0	5	0	0	0
MILLE LACS	25	22	0	3	0	0	0
MORFISON	24	22	0	2	0	0	0
MOWER	31	23	2	6	0	0	0
MURRAY	7	5	0	1	0	0	1
NICOLLET	21	13	0	7	0	0	1
NOBLES	29	21	0	6	1	0	1
NORMAN	11	11	0	0	0	0	0
OLMSTED	116	91	2	16	1	0	6
OTTER TAIL	62	46	2	10	0	0	0
PENNINGTON	89	83	0	6	0	0	0
PEPESTONE	11	8	0	3	0	0	0
PINE	18	15	1	1	0	0	1
POLK	59	46	2	9	0	0	2
POPE	15	11	0	4	0	0	0
RAMSEY	2700	1894	15	227	110	0	454
RED LAKE	7	7	0	0	0	0	0
REDWOOD	38	31	0	6	1	0	0
RENFLE	17	15	0	1	0	0	1
RICE	186	105	1	37	6	0	37
ROCK	9	8	0	1	0	0	0
ROSFALL	23	19	0	3	0	0	1
SCOTT	531	395	2	28	21	0	85
SHERBURNE	67	46	0	9	4	0	8

**NON-PILOTS-CONTINUED
BY STATE AND COUNTY
AS OF DECEMBER 31, 1992**

State-County	Total	Mechanic	Parachute Rigger	Ground Instructor	Dispatcher	Flight Navigator	Flight Engineer
MINNESOTA—Continued							
SIBLEY	13	10	0	2	0	0	1
ST LOUIS	279	193	1	63	0	0	22
STEARNS	120	81	1	29	2	0	7
STEELE	26	18	1	6	0	0	1
STEVENS	5	4	0	1	0	0	0
SWIFT	16	13	0	3	0	0	0
TODD	23	19	0	4	0	0	0
TRAVERSE	12	10	0	2	0	0	0
WABASHA	27	24	0	2	0	0	1
WADENA	16	11	1	4	0	0	0
WASECA	14	13	0	0	1	0	0
WASHINGTON	404	297	2	37	11	0	57
WATONWAN	13	6	0	2	3	0	2
WILKIN	9	9	0	0	0	0	0
WINONA	84	72	0	11	0	0	1
WRIGHT	99	66	1	16	5	0	11
YELLOW MEDICINE	12	9	0	2	1	0	0
UNKNOWN	4	1	0	2	0	0	1
STATE TOTAL	12636	8928	113	1412	461	3	1719
MISSISSIPPI							
ADAMS	26	19	0	7	0	0	0
ALCORN	15	15	0	0	0	0	0
AMITE	6	4	0	2	0	0	0
ATTALA	3	3	0	0	0	0	0
BENTON	3	3	0	0	0	0	0
BOLIVAR	28	14	0	13	0	0	1
CALHOUN	4	3	0	1	0	0	0
CARROLL	7	7	0	0	0	0	0
CHICKASAW	6	5	0	0	0	0	1
CHOCTAW	2	1	0	1	0	0	0
CLAIBORNE	4	2	0	1	0	0	1
CLARKE	3	3	0	0	0	0	0
CLAY	9	8	0	1	0	0	0
COAHOMA	23	16	0	5	1	0	1
COPIAH	9	4	0	4	1	0	0
COVINGTON	1	1	0	0	0	0	0
DEOTO	338	282	0	21	6	1	28
FORREST	44	23	0	16	1	1	3
FRANKLIN	2	1	0	1	0	0	0
GEORGE	1	1	0	0	0	0	0
GREENE	0	0	0	0	0	0	0
GRENADA	5	4	0	0	0	0	1
HANCOCK	32	21	1	6	0	0	4
HARRISON	191	126	1	45	1	0	18
HINDS	259	189	9	45	0	1	15
HOLMES	11	8	0	3	0	0	0
HUMPHREYS	3	2	0	1	0	0	0
ISSAQUENA	0	0	0	0	0	0	0
ITAWAMBA	5	4	0	0	0	0	1
JACKSON	88	48	2	24	0	0	4
JASPER	3	3	0	0	0	0	0
JEFFERSON	2	2	0	0	0	0	0
JEFFERSON DAVIS	0	0	0	0	0	0	0
JONES	39	28	1	9	0	0	0
KEMPER	2	2	0	0	0	0	0
LAFAYETTE	23	12	0	8	0	0	3
LAMAR	9	6	0	3	0	0	0
LAUDERDALE	103	75	2	15	0	0	11

**NON-PILOTS-CONTINUED
BY STATE AND COUNTY
AS OF DECEMBER 31, 1992**

State-County	Total	Mechanic	Parachute Rigger	Ground Instructor	Dispatcher	Flight Navigator	Flight Engineer
MISSISSIPPI—Continued							
LAWRENCE	5	4	0	1	0	0	0
LEAKE	9	6	1	1	0	0	1
LEE	44	34	0	7	0	0	3
LEFLORE	42	25	0	16	0	0	1
LINCOLN	13	7	0	3	0	0	3
LOWNDES	126	103	0	15	0	1	7
MADISON	71	48	3	12	0	0	8
MARION	12	4	1	5	0	0	2
MARSHALL	36	31	0	2	0	0	3
MONROE	33	23	1	7	0	0	2
MONTGOMERY	7	5	0	1	0	0	1
NESHOBA	8	3	0	4	0	0	1
NEWTON	14	11	1	1	0	0	1
NOXUBEE	4	3	0	1	0	0	0
OKTIBBEHA	30	16	0	11	1	0	2
PANOLA	17	12	0	4	0	0	1
PEARL RIVER	35	18	3	7	0	0	7
PERRY	3	3	0	0	0	0	0
PIKE	15	6	0	5	0	0	4
PONTOTOC	10	9	0	1	0	0	0
PRENTISS	9	3	0	5	0	0	1
QUITMAN	3	3	0	0	0	0	0
RANKIN	94	64	1	14	1	1	13
SCOTT	3	3	0	0	0	0	0
SHARKEY	7	6	0	1	0	0	0
SIMPSON	5	5	0	0	0	0	0
SMITH	1	0	0	1	0	0	0
STONE	9	6	0	3	0	0	0
SUNFLOWER	14	11	0	3	0	0	0
TALLAHATCHIE	14	11	1	2	0	0	0
TATE	15	13	0	2	0	0	0
TIPPAH	6	5	1	0	0	0	0
TISHOMINGO	4	2	0	2	0	0	0
TUNICA	13	11	0	2	0	0	0
UNION	8	7	0	1	0	0	0
WALTHALL	2	0	0	1	0	0	1
WARREN	32	26	1	4	0	0	1
WASHINGTON	78	57	1	18	1	0	1
WAYNE	4	3	0	1	0	0	0
WEBSTER	0	0	0	0	0	0	0
WILKINSON	2	2	0	0	0	0	0
WINSTON	6	6	0	0	0	0	0
YALOBUSHA	2	1	0	0	0	0	1
YAZOO	16	12	0	4	0	0	0
UNKNOWN	1	1	0	0	0	0	0
STATE TOTAL	2191	1574	31	400	13	5	168
MISSOURI							
ADAIR	22	15	0	6	0	0	1
ANDREW	16	15	0	0	0	0	1
ATCHISON	10	7	0	3	0	0	0
AUDRAIN	22	13	0	6	0	0	3
BARRY	41	27	2	8	0	0	4
BARTON	10	8	1	1	0	0	0
BATES	25	23	0	2	0	0	1
BENTON	9	6	0	2	0	0	0
BOLLINGER	9	8	0	1	0	0	0
BOONE	110	72	5	23	3	0	1
BUCHANAN	160	139	0	14	0	0	1

**NON-PILOTS-CONTINUED
BY STATE AND COUNTY
AS OF DECEMBER 31, 1992**

State-County	Total	Mechanic	Parachute Rigger	Ground Instructor	Dispatcher	Flight Navigator	Flight Engineer
MISSOURI—Continued							
BUTLER	23	16	0	7	0	0	0
CALDWELL	19	16	0	1	0	0	2
CALLAWAY	44	32	2	9	1	0	0
CAMDEN	43	23	0	10	0	0	10
CAPE GIRARDLAU	71	45	1	23	0	0	2
CARROLL	12	10	0	1	0	0	1
CARTER	9	6	0	3	0	0	0
CASS	113	86	2	16	0	0	9
CEDAR	13	10	0	2	0	0	1
CHARITON	7	6	0	1	0	0	0
CHRISTIAN	36	28	0	6	1	0	1
CLARK	5	3	0	2	0	0	0
CLAY	482	425	3	22	2	0	30
CLINTON	131	116	0	7	0	0	8
COLE	84	63	3	15	0	0	3
COOPER	7	3	1	3	0	0	0
CRAWFORD	14	11	0	1	0	0	2
DADE	16	11	0	4	0	0	1
DALLAS	10	10	0	0	0	0	0
DAVISS	12	8	1	1	0	0	2
DE KALB	13	10	0	1	0	0	2
DENT	11	9	0	2	0	0	0
DOUGLAS	7	5	0	1	1	0	0
DUNKLIN	76	56	2	18	0	0	0
FRANKLIN	104	73	1	16	0	0	14
GASCONADE	22	12	1	3	0	0	6
GENTRY	3	2	0	0	1	0	0
GREENE	236	161	4	59	2	0	10
GRUNDY	4	2	0	1	0	0	1
HARRISON	13	8	0	5	0	0	0
HENRY	27	19	0	6	0	0	2
HICKORY	6	5	0	0	0	0	1
HOLT	13	9	0	2	1	0	1
HOWARD	8	6	0	1	0	0	1
HOWELL	33	22	0	8	1	0	2
IRON	14	8	0	5	0	0	1
JACKSON	4399	3811	20	334	29	1	204
JASPER	125	88	4	31	0	0	2
JEFFERSON	167	138	2	17	3	0	7
JOHNSON	89	55	1	29	0	0	4
KNOX	1	1	0	0	0	0	0
LACLEDE	23	17	0	5	0	0	1
LAFAYETTE	43	37	2	2	0	0	2
LAWRENCE	36	32	1	2	0	0	1
LEWIS	5	4	0	1	0	0	0
LINCOLN	61	52	2	4	0	0	3
LINN	15	8	0	6	0	0	1
LIVINGSTON	10	5	0	5	0	0	0
MACON	11	9	0	2	0	0	0
MADISON	17	16	0	1	0	0	0
MARIES	16	15	0	1	0	0	0
MARION	10	5	0	5	0	0	0
MCDONALD	14	13	0	1	0	0	0
MERCER	2	1	0	1	0	0	0
MILLER	36	25	0	7	0	0	4
MISSISSIPPI	4	4	0	0	0	0	0
MONITEAU	14	12	0	2	0	0	0
MONROE	7	6	0	1	0	0	0

**NON-PILOTS-CONTINUED
BY STATE AND COUNTY
AS OF DECEMBER 31, 1992**

State-County	Total	Mechanic	Parachute Rigger	Ground Instructor	Dispatcher	Flight Navigator	Flight Engineer
MISSOURI—Continued							
MONTGOMERY	20	16	1	3	0	0	0
MORGAN	22	12	0	4	1	0	5
NEW MADRID	21	18	1	2	0	0	0
NEWTON	69	59	0	10	0	0	0
NODAWAY	16	7	0	7	0	0	2
OREGON	4	3	0	1	0	0	0
OSAGE	37	36	0	1	0	0	0
OZARK	14	12	0	2	0	0	0
PEMISCOT	33	27	1	5	0	0	0
PERRY	125	120	1	3	0	0	1
PETTIS	26	16	1	7	0	0	2
PHELPS	45	35	0	9	0	0	1
PIKE	24	20	0	2	0	0	2
PLATTE	256	232	0	15	0	0	9
POLK	20	11	2	4	0	0	3
PULASKI	24	16	2	5	1	0	0
PUTNAM	6	4	0	1	0	0	1
RALLS	8	5	1	2	0	0	0
RANDOLPH	22	16	2	4	0	0	0
RAY	74	64	1	4	0	0	5
REYNOLDS	5	5	0	0	0	0	0
RIPLEY	3	3	0	0	0	0	0
SALINE	22	9	2	10	0	0	1
SCHUYLER	3	3	0	0	0	0	0
SCOTLAND	5	4	0	1	0	0	0
SCOTT	36	26	1	8	0	0	1
SHANNON	7	6	0	0	0	0	1
SHELBY	1	1	0	0	0	0	0
ST CHARLES	1388	954	14	194	20	0	206
ST CLAIR	9	7	0	2	0	0	0
ST FRANCOIS	31	27	1	3	0	0	0
ST LOUIS	1324	946	15	195	17	2	149
ST. LOUIS	1628	1262	20	211	23	0	112
STE GENEVIEVE	57	56	1	0	0	0	0
STODDARD	63	46	3	13	0	0	1
STONE	26	18	0	7	0	0	1
SULLIVAN	2	2	0	0	0	0	0
TANEY	68	61	0	7	0	0	0
TEXAS	15	14	0	1	0	0	0
VERNON	17	12	1	4	0	0	0
WARREN	41	34	3	3	0	0	1
WASHINGTON	9	8	0	1	0	0	0
WAYNE	8	7	0	1	0	0	0
WEBSTER	24	22	1	0	0	0	1
WORTH	3	3	0	0	0	0	0
WRIGHT	22	17	2	3	0	0	0
UNKNOWN	0	0	0	0	0	0	0
STATE TOTAL	12963	10304	138	1540	107	3	871
MONTANA							
BEAVERHEAD	17	11	0	5	0	0	1
BIG HORN	10	9	0	0	0	0	1
BLAINE	17	15	1	1	0	0	0
BROADWATER	12	8	1	2	0	0	1
CARBON	28	15	0	9	0	0	4
CARTER	3	3	0	0	0	0	0
CASCADE	201	146	9	31	0	0	15
CHOUTEAU	24	20	1	3	0	0	0
CUSTER	32	23	1	8	0	0	0

**NON-PILOTS-CONTINUED
BY STATE AND COUNTY
AS OF DECEMBER 31, 1992**

State-County	Total	Mechanic	Parachute Rigger	Ground Instructor	Dispatcher	Flight Navigator	Flight Engineer
MONTANA—Continued							
DANIELS	6	4	0	2	0	0	0
DAWSON	15	14	1	0	0	0	0
DEER LODGE	17	12	3	2	0	0	0
FALLON	12	12	0	0	0	0	0
FERGUS	45	37	0	8	0	0	0
FLATHEAD	176	100	17	31	1	2	19
GALLATIN	136	83	12	22	0	0	19
GARFIELD	2	2	0	0	0	0	0
GLACIER	22	16	0	6	0	0	0
GOLDEN VALLEY	5	2	1	1	0	0	1
GRANITE	1	1	0	0	0	0	0
HILL	27	21	0	5	0	0	1
JEFFERSON	23	16	2	4	1	0	0
JUDITH BASIN	3	2	0	0	0	0	1
LAKE	48	37	3	6	0	0	2
LEWIS AND CLARK	239	185	12	40	1	0	1
LIBERTY	7	4	0	3	0	0	0
LINCOLN	26	16	1	5	0	0	4
MADISON	11	9	0	0	0	0	2
MCCONE	9	7	1	1	0	0	0
MEAGHER	5	4	0	1	0	0	0
MINERAL	7	6	0	1	0	0	0
MISSOULA	308	118	135	39	2	0	14
MUSSELSHELL	21	16	0	4	0	0	1
PARK	29	17	1	7	0	0	4
PETROLEUM	1	1	0	0	0	0	0
PHILLIPS	15	13	1	1	0	0	0
PONDERA	12	10	1	1	0	0	0
POWDER RIVER	9	9	1	0	0	0	0
POWELL	14	11	0	3	0	0	0
PRAIRIE	1	1	0	0	0	0	0
RAVALLI	94	53	13	19	0	2	7
RICHLAND	19	17	0	2	0	0	0
ROOSEVELT	26	21	0	5	0	0	0
ROSEBUD	16	11	2	3	0	0	0
SANDERS	17	9	4	4	0	0	0
SHERIDAN	15	10	0	5	0	0	0
SILVER BOW	45	28	5	9	0	0	3
STILLWATER	28	18	2	4	0	0	4
SWEET GRASS	11	7	1	2	0	0	1
TETON	22	18	3	1	0	0	0
TOOLE	8	7	1	0	0	0	0
TREASURE	1	1	0	0	0	0	0
VALLEY	37	25	2	9	0	0	1
WHEATLAND	3	1	1	1	0	0	0
WIBAUX	2	2	0	0	0	0	0
YELLOWSTONE	309	229	4	58	3	0	15
UNKNOWN	0	0	0	0	0	0	0
STATE TOTAL	2249	1498	243	374	8	4	122
NEBRASKA							
ADAMS	26	19	0	6	0	0	1
ANTELOPE	9	9	0	0	0	0	0
ARTHUR	0	0	0	0	0	0	0
BANNER	0	0	0	0	0	0	0
BLAINE	1	1	0	0	0	0	0
BOONE	7	7	0	0	0	0	0
BOX BUTTE	25	22	0	3	0	0	0
BOYD	0	0	0	0	0	0	0

**NON-PILOTS-CONTINUED
BY STATE AND COUNTY
AS OF DECEMBER 31, 1992**

State-County	Total	Mechanic	Parachute Rigger	Ground Instructor	Dispatcher	Flight Navigator	Flight Engineer
NEBRASKA—Continued							
BROWN	4	4	0	0	0	0	0
BUFFALO	42	31	1	8	0	1	1
BURT	8	7	1	0	0	0	0
BUTLER	15	13	0	0	0	0	2
CASS	41	29	1	7	1	0	3
CEDAR	8	8	0	0	0	0	0
CHASE	11	7	0	2	0	0	2
CHERRY	6	3	0	3	0	0	0
CHEYENNE	49	44	0	4	1	0	0
CLAY	5	4	0	1	0	0	0
COLFAX	6	5	0	1	0	0	0
CUMING	8	7	0	0	0	0	1
CUSTER	21	16	0	2	1	0	2
DAKOTA	13	8	1	4	0	0	0
DAWES	21	17	0	4	0	0	0
DAWSON	28	24	0	4	0	0	0
DEUEL	7	6	0	1	0	0	0
DIXON	5	2	0	2	0	0	1
DODGE	30	21	1	6	0	0	2
DOUGLAS	516	350	18	101	4	0	43
DUNDY	1	1	0	0	0	0	0
FILLMORE	4	4	0	0	0	0	0
FRANKLIN	4	2	0	2	0	0	0
FRONTIER	2	1	0	1	0	0	0
FURNAS	8	6	1	1	0	0	0
GAGE	25	17	0	7	0	0	1
GARDEN	14	9	1	4	0	0	0
GARFIELD	8	7	0	1	0	0	0
GOSPER	2	2	0	0	0	0	0
GRANT	1	1	0	0	0	0	0
GREELEY	6	5	0	1	0	0	0
HALL	63	46	0	16	0	0	1
HAMILTON	17	12	2	2	0	0	1
HARLAN	2	1	0	1	0	0	0
HAYES	0	0	0	0	0	0	0
HITCHCOCK	7	7	0	0	0	0	0
HOLT	16	12	1	3	0	0	0
HOOKER	1	1	0	0	0	0	0
HOWARD	6	5	0	0	0	0	1
JEFFERSON	10	5	0	5	0	0	0
JOHNSON	1	1	0	0	0	0	0
KEARNEY	8	5	0	2	0	0	0
KEITH	16	15	0	1	0	0	0
KEYA PAHA	0	0	0	0	0	0	0
KIMBALL	18	15	0	2	0	0	1
KNOX	7	7	0	0	0	0	0
LANCASTER	452	342	21	68	2	0	19
LINCOLN	46	34	2	9	0	0	1
LOGAN	1	1	0	0	0	0	0
LOUP	0	0	0	0	0	0	0
MADISON	27	18	0	8	0	0	1
MCPHERSON	0	0	0	0	0	0	0
MERRICK	11	9	0	1	0	0	1
MORRILL	13	11	0	1	0	0	1
NANCE	3	2	1	0	0	0	0
NEMAHA	8	8	0	0	0	0	0
NUCKOLLS	5	5	0	0	0	0	0
OTOE	13	11	0	1	1	0	0

**NON-PILOTS-CONTINUED
BY STATE AND COUNTY
AS OF DECEMBER 31, 1992**

State-County	Total	Mechanic	Parachute Rigger	Ground Instructor	Dispatcher	Flight Navigator	Flight Engineer
NEBRASKA—Continued							
PAWNEE	6	5	1	0	0	0	0
PERKINS	9	8	0	1	0	0	0
PHELPS	16	13	1	1	0	0	1
PIERCE	4	3	0	1	0	0	0
PLATTE	35	24	0	10	0	0	1
POLK	3	3	0	0	0	0	0
REDWILLOW	21	14	0	6	0	0	1
RICHARDSON	8	6	1	1	0	0	0
ROCK	4	2	0	2	0	0	0
SALINE	18	16	0	2	0	0	0
SARPY	197	136	4	27	1	0	29
SAUNDERS	21	17	1	1	0	0	2
SCOTTS BLUFF	54	43	1	10	0	0	0
SEWARD	28	25	0	2	0	0	1
SHERIDAN	14	12	0	2	0	0	0
SHERMAN	3	3	0	0	0	0	0
SIOUX	6	6	0	0	0	0	0
STANTON	1	1	0	0	0	0	0
THAYER	3	2	0	1	0	0	0
THOMAS	4	4	0	0	0	0	0
THURSTON	1	1	0	0	0	0	0
VALLEY	4	2	0	2	0	0	0
WASHINGTON	28	18	0	4	0	0	6
WAYNE	3	2	0	1	0	0	0
WEBSTER	1	1	0	0	0	0	0
WHEELER	2	2	0	0	0	0	0
YORK	19	12	2	5	0	0	0
UNKNOWN	0	0	0	0	0	0	0
STATE TOTAL	2251	1673	63	375	11	1	128
NEVADA							
CARSON CITY	134	77	2	31	2	2	20
CHURCHILL	54	38	0	12	0	0	4
CLARK	2129	1326	27	361	29	12	374
DOUGLAS	115	68	3	17	1	1	25
ELKO	50	31	1	8	7	0	3
ESMERALDA	6	4	0	0	0	0	2
EUREKA	2	2	0	0	0	0	0
HUMBOLDT	12	9	0	3	0	0	0
LANDER	7	6	0	1	0	0	0
LINCOLN	7	6	0	1	0	0	0
LYON	57	40	2	10	1	1	3
MINERAL	7	7	0	0	0	0	0
NYE	20	15	1	3	0	0	1
ORMSBY	26	13	0	5	0	0	8
PERSHING	8	6	0	1	0	0	1
STOREY	1	1	0	0	0	0	0
WASHOE	870	342	24	175	18	38	273
WHITE PINE	11	7	0	4	0	0	0
UNKNOWN	1	1	0	0	0	0	0
STATE TOTAL	3517	1999	60	632	58	54	714
NEW HAMPSHIRE							
BELKNAP	158	78	0	33	4	1	42
CARROLL	90	48	0	12	1	0	29
CHESHIRE	99	55	0	23	3	2	16
COOS	28	21	1	5	0	0	1
GRAFTON	120	62	0	23	2	4	29
HILLSBOROUGH	766	385	13	163	17	5	183
MERRIMACK	221	112	3	53	1	1	51
ROCKINGHAM	750	331	5	91	7	5	311

**NON-PILOTS-CONTINUED
BY STATE AND COUNTY
AS OF DECEMBER 31, 1992**

State-County	Total	Mechanic	Parachute Rigger	Ground Instructor	Dispatcher	Flight Navigator	Flight Engineer
NEW HAMPSHIRE—							
Continued							
STRAFFORD	170	80	3	26	1	1	59
SULLIVAN	52	29	0	14	0	0	9
UNKNOWN	0	0	0	0	0	0	0
STATE TOTAL	2454	1201	25	443	36	19	730
NEW JERSEY							
ATLANTIC	324	221	3	56	9	0	33
BERGEN	1859	1511	15	207	35	2	89
BURLINGTON	837	510	15	89	23	3	197
CAMDEN	498	372	8	60	15	0	43
CAPE MAY	162	109	2	25	4	2	20
CUMBERLAND	316	284	4	22	2	0	4
ESSEX	758	583	4	110	23	1	37
GLOUCESTER	264	203	5	35	6	0	15
HUDSON	707	634	2	46	14	1	10
HUNTERDON	320	137	10	67	16	3	87
MERCER	499	324	13	73	15	6	68
MIDDLESEX	626	471	6	66	23	3	57
MONMOUTH	723	420	8	123	31	2	139
MORRIS	781	530	11	119	27	5	89
OCEAN	566	352	47	66	13	3	85
PASSAIC	806	670	10	73	16	1	36
SALEM	86	73	3	6	2	0	2
SOMERSET	293	161	3	68	17	1	43
SUSSEX	383	180	0	60	13	11	119
UNION	781	595	10	68	42	1	65
WARREN	179	101	6	35	4	1	32
UNKNOWN	2	2	0	0	0	0	0
STATE TOTAL	11770	8443	185	1476	350	46	1270
NEW MEXICO							
BERNALILLO	1056	669	27	242	25	1	92
CATRON	4	2	2	0	0	0	0
CHAVES	151	129	2	19	0	0	1
COLFAX	13	8	0	4	1	0	0
CURRY	133	111	3	18	0	0	1
DE BACA	2	2	0	0	0	0	0
DONA ANA	158	87	2	59	1	2	7
EDDY	56	38	1	16	0	0	1
GRANT	61	42	7	11	0	0	1
GUADALUPE	2	2	0	0	0	0	0
HARDING	0	0	0	0	0	0	0
HIDALGO	8	6	0	2	0	0	0
LEA	47	30	0	16	0	0	1
LINCOLN	22	19	1	2	0	0	0
LOS ALAMOS	44	23	3	18	0	0	0
LUNA	30	23	0	7	0	0	0
MCKINLEY	31	20	0	9	1	0	1
MORA	2	1	0	0	0	0	1
OTERO	328	291	7	23	0	1	6
QUAY	14	10	0	3	1	0	0
RIO ARRIBA	18	9	0	6	0	0	3
ROOSEVELT	25	17	1	6	0	0	1
SAN JUAN	117	91	1	23	0	0	2
SAN MIGUEL	16	9	0	5	0	0	2
SANDOVAL	43	20	2	10	0	1	10
SANTA FE	130	86	1	28	1	0	14
SIERRA	7	7	0	0	0	0	0
SOCORRO	13	9	0	4	0	0	0
TAOS	17	10	0	5	0	0	2

**NON-PILOTS-CONTINUED
BY STATE AND COUNTY
AS OF DECEMBER 31, 1992**

State-County	Total	Mechanic	Parachute Rigger	Ground Instructor	Dispatcher	Flight Navigator	Flight Engineer
NEW MEXICO—Continued							
TORRANCE	12	10	0	2	0	0	0
UNION	5	3	0	2	0	0	0
VALENCIA	118	86	1	22	1	0	8
UNKNOWN	0	0	0	0	0	0	0
STATE TOTAL	2683	1870	61	562	31	5	154
NEW YORK							
ALBANY	193	124	5	50	2	1	11
ALLEGHANY	46	31	3	11	0	0	1
BRONX	1026	942	1	47	33	0	3
BROOME	218	152	4	49	2	1	10
CATTARAUGUS	77	58	1	15	0	0	3
CAYUGA	60	46	2	8		0	2
CHAUTAUQUA	183	134	1	34	4	1	9
CHEMUNG	120	89	1	25	1	0	4
CHENANGO	54	47	2	5	0	0	0
CLINTON	126	86	0	29	1	0	10
COLUMBIA	95	63	3	17	4	0	8
CORTLAND	43	30	3	8	1	0	1
DELAWARE	40	34	0	6	0	0	0
DUTCHESS	326	230	5	51	12	0	28
ERIE	1104	870	27	136	10	1	60
ESSEX	56	41	1	12	1	0	1
FRANKLIN	26	22	0	4	0	0	0
FULTON	49	39	3	6	0	0	1
GENESEE	62	53	1	8	0	0	0
GREENE	44	33	1	4	2	0	4
HAMILTON	18	12	0	3	0	0	3
HERKIMER	93	80	0	8	1	0	4
JEFFERSON	66	54	2	6	1	1	2
KINGS	2167	1861	7	108	71	1	19
LEWIS	21	16	0	4	0	0	1
LIVINGSTON	56	41	2	8	0	0	5
MADISON	112	80	1	27	2	0	2
MONROE	509	319	15	138	10	0	27
MONTGOMERY	54	43	1	8	0	0	2
NASSAU	4540	3635	24	365	382	4	130
NEW YORK	975	773	7	103	57	1	34
NIAGARA	250	204	5	33	2	0	6
ONEIDA	735	625	9	70	9	1	21
ONONDAGA	446	329	9	78	7	0	23
ONTARIO	70	46	1	18	0	0	5
ORANGE	405	273	20	63	12	0	37
ORLEANS	38	29	1	5	0	0	3
OSWEGO	83	65	0	13	1	1	3
OTSEGO	66	49	1	14	0	0	2
PUTNAM	110	87	1	12	1	0	9
QUEENS	4044	3449	14	163	356	2	60
RENSSELAER	116	60	4	34	7	1	10
RICHMOND	289	239	2	24	14	0	10
ROCKLAND	290	232	5	31	3	0	19
SARATOGA	188	113	2	44	5	0	24
SCHENECTADY	195	138	3	46	1	0	7
SCHOHARIE	33	28	0	4	0	0	1
SCHUYLER	14	11	0	2	0	0	1
SENECA	31	19	3	6	0	0	3
ST LAWRENCE	49	36	0	12	0	0	1
STEBEN	83	58	2	17	2	0	4
SUFFOLK	4333	3393	16	472	159	26	267

**NON-PILOTS-CONTINUED
BY STATE AND COUNTY
AS OF DECEMBER 31, 1992**

State-County	Total	Mechanic	Parachute Rigger	Ground Instructor	Dispatcher	Flight Navigator	Flight Engineer
NEW YORK - Continued							
CHILLICOTTE	66	46	1	12	2	0	5
TIOGA	53	44	1	7	0	0	1
TOMPKINS	80	42	2	29	5	0	2
ULSTER	177	117	4	33	3	1	19
WARREN	57	37	1	15	1	0	3
WASHINGTON	39	28	1	7	1	1	1
WAYNE	72	65	0	6	1	0	0
WESTCHESTER	919	673	7	156	33	2	48
WYOMING	49	37	4	3	0	1	4
YATES	47	35	0	12	0	0	0
MILITARY ²	648	527	28	72	4	0	17
UNKNOWN	-	1	0	0	0	0	0
STATE TOTAL	26635	21273	270	2816	1228	47	1001
NORTH CAROLINA							
ALAMANCE	96	68	1	19	0	0	8
ALEXANDER	18	14	0	2	0	0	2
ALLEGHANY	10	8	0	1	0	0	1
ANSON	7	5	1	1	0	0	0
ASHE	6	5	0	0	0	0	1
AVERY	12	8	0	4	0	0	0
BEAUFORT	28	24	1	2	0	0	1
BERTIE	6	1	1	2	0	0	2
BLADEN	15	10	0	3	0	0	2
BRUNSWICK	46	27	4	11	2	0	2
BUNCOMBE	144	77	5	38	2	0	22
BURKE	23	13	2	4	0	0	4
CABARRUS	160	97	1	24	4	0	34
CALDWELL	32	23	1	6	0	0	2
CAMDEN	12	10	0	2	0	0	0
CARTERET	82	61	1	10	0	0	10
CASWELL	11	4	0	4	0	0	3
CATAWBA	121	75	5	24	1	1	15
CHATHAM	29	7	0	8	3	0	11
CHEROKEE	12	6	0	4	0	1	1
CHOWAN	10	7	0	0	0	0	3
CLAY	4	2	1	0	0	0	1
CLEVELAND	62	42	1	10	2	0	7
COLUMBUS	11	6	0	3	0	0	2
CRAVEN	206	145	6	33	2	0	20
CUMBERLAND	443	207	154	51	0	0	31
CURRITUCK	8	4	0	1	1	0	2
DARE	31	13	1	7	1	0	9
DAVIDSON	158	121	4	14	7	0	12
DAVIE	108	78	0	12	1	0	17
DUPLIN	9	6	2	1	0	0	0
DURHAM	146	83	3	33	3	0	24
EDGECOMBE	39	25	2	7	0	2	3
FORSYTH	1480	1214	7	113	48	2	96
FRANKLIN	28	17	3	6	0	0	2
GASTON	178	131	1	25	2	0	19
GATES	1	1	0	0	0	0	0
GRAHAM	4	2	1	1	0	0	0
GRANVILLE	11	6	0	3	0	0	2
GREENE	8	3	1	4	0	0	0
GUILFORD	678	452	3	110	7	1	105
HALIFAX	19	10	4	5	0	0	0
HARNETT	39	25	1	8	0	0	5
HAYWOOD	24	16	0	6	0	0	2

**NON-PILOTS-CONTINUED
BY STATE AND COUNTY
AS OF DECEMBER 31, 1992**

State-County	Total	Mechanic	Parachute Rigger	Ground Instructor	Dispatcher	Flight Navigator	Flight Engineer
NORTH CAROLINA— Continued							
HENDERSON	81	46	0	18	1	2	14
HERTFORD	7	3	0	2	0	0	2
HOKE	17	7	8	2	0	0	0
HYDE	3	2	0	1	0	0	0
IREDELL	200	110	1	38	1	0	50
JACKSON	20	14	1	3	0	1	1
JOHNSTON	76	50	3	13	1	0	9
JONES	8	6	0	2	0	0	0
LEE	34	19	5	3	0	0	7
LENOIR	71	34	2	29	1	0	5
LINCOLN	81	51	2	10	1	0	17
MACON	31	14	1	9	0	0	7
MADISON	4	2	0	0	0	0	2
MARTIN	6	6	0	0	0	0	0
MCDOWELL	21	15	0	4	1	0	1
MECKLEMBURG	1369	729	13	216	34	4	373
MITCHELL	3	2	0	1	0	0	0
MONTGOMERY	13	9	2	1	0	0	1
MOORE	80	38	5	14	2	4	17
NASH	32	22	0	7	1	0	2
NEW HANOVER	175	94	5	39	3	1	33
NORTHAMPTON	7	6	0	0	0	0	1
ONSLow	99	71	9	14	0	0	5
ORANGE	97	35	1	33	2	1	25
PAMLICO	3	2	0	0	0	0	1
PASQUOTANK	85	64	2	12	1	0	6
PENDER	26	17	0	6	0	0	3
PERQUIMANS	6	3	0	2	0	0	1
PERSON	25	14	2	9	0	0	0
PITT	56	30	1	19	0	0	6
POLK	19	9	1	3	0	0	6
RANDOLPH	74	53	4	9	2	0	6
RICHMOND	13	8	2	3	0	0	0
ROBESON	34	20	4	8	0	0	2
ROCKINGHAM	58	45	1	9	0	0	3
ROWAN	95	54	1	20	0	0	20
RUTHERFORD	31	22	0	4	0	0	5
SAMPSON	25	11	1	9	1	0	3
SCOTLAND	10	8	0	2	0	0	0
STANLY	39	22	1	11	0	0	5
STOKES	167	159	1	2	4	0	1
SURRY	66	55	0	6	0	0	5
SWAIN	4	4	0	0	0	0	0
TRANSYLVANIA	16	11	0	1	0	0	4
TYRRELL	4	2	1	1	0	0	0
UNION	191	157	0	27	0	0	7
VANCE	18	11	0	6	0	0	1
WAKE	902	443	6	175	12	1	265
WARREN	4	1	1	0	0	0	2
WASHINGTON	5	3	1	1	0	0	0
WATAUGA	18	11	0	4	0	0	3
WAYNE	263	197	6	17	1	0	42
WILKES	45	31	0	9	0	0	5
WILSON	48	34	1	9	0	0	4
YADKIN	58	45	0	4	2	0	3
YANCEY	3	2	0	1	0	0	0
UNKNOWN	1	0	0	0	0	0	1

**NON-PILOTS-CONTINUED
BY STATE AND COUNTY
AS OF DECEMBER 31, 1992**

State-County	Total	Mechanic	Parachute Rigger	Ground Instructor	Dispatcher	Flight Navigator	Flight Engineer
NORTH CAROLINA—							
Continued							
STATE TOTAL	9522	6096	313	1470	157	21	1465
NORTH DAKOTA							
ADAMS	6	5	0	1	0	0	0
BARNES	21	14	3	3	0	0	1
BENSON	10	10	0	0	0	0	0
BILLINGS	1	1	0	0	0	0	0
BOTTINEAU	10	9	0	1	0	0	0
BOWMAN	13	13	0	0	0	0	0
BURKE	5	5	0	0	0	0	0
BURLEIGH	105	84	0	18	0	0	3
CASS	261	204	5	31	0	1	20
CAVALIER	7	6	0	1	0	0	0
DICKEY	3	3	0	0	0	0	0
DIVIDE	2	2	0	0	0	0	0
DUNN	3	3	0	0	0	0	0
EDDY	7	7	0	0	0	0	0
EMMONS	8	8	0	0	0	0	0
FOSTER	5	4	0	1	0	0	0
GOLDEN VALLEY	1	1	0	0	0	0	0
GRAND FORKS	227	160	0	55	3	0	9
GRANT	2	2	0	0	0	0	0
GRIGGS	14	11	0	2	0	0	1
HETTINGER	11	7	0	2	0	0	2
KIDDER	8	7	1	0	0	0	0
LA MOURE	7	4	1	1	0	0	1
LOGAN	4	4	0	0	0	0	0
MCHENRY	10	9	0	1	0	0	0
MCINTOSH	10	9	0	0	0	0	1
MCKENZIE	2	2	0	0	0	0	0
MCLEAN	23	20	0	3	0	0	0
MERCER	18	18	0	0	0	0	0
MORTON	29	28	0	1	0	0	0
MOUNTRAIL	11	11	0	0	0	0	0
NELSON	8	6	0	2	0	0	0
OLIVER	2	2	0	0	0	0	0
PEMBINA	28	21	3	3	0	0	1
PIERCE	10	10	0	0	0	0	0
RAMSEY	23	17	0	5	0	0	1
RANSOM	12	11	0	0	1	0	0
RENVILLE	7	6	0	1	0	0	0
RICHLAND	23	16	2	5	0	0	0
ROLETTE	7	6	0	1	0	0	0
SARGENT	9	9	0	0	0	0	0
SHERIDAN	1	1	0	0	0	0	0
SIOUX	0	0	0	0	0	0	0
SLOPE	0	0	0	0	0	0	0
STARK	35	31	0	4	0	0	0
STEELE	6	5	0	0	1	0	0
STUTSMAN	28	18	1	7	0	0	2
TOWNER	3	3	0	0	0	0	0
TRAILL	12	8	1	3	0	0	2
WALSH	30	25	1	2	0	0	2
WARD	104	84	1	15	2	0	2
WELLS	23	22	0	1	0	0	0
WILLIAMS	50	47	0	3	0	0	0
UNKNOWN	0	0	0	0	0	0	0
STATE TOTAL	1265	1019	19	173	7	1	46
OHIO							

**NON-PILOTS-CONTINUED
BY STATE AND COUNTY
AS OF DECEMBER 31, 1992**

State-County	Total	Mechanic	Parachute Rigger	Ground Instructor	Dispatcher	Flight Navigator	Flight Engineer
NORTH DAKOTA—							
Continued							
ADAMS	20	15	2	2	0	0	1
ALLEN	87	67	6	14	0	0	0
ASHLAND	33	18	0	12	0	0	3
ASHTABULA	65	57	0	10	1	0	1
ATHENS	51	35	2	14	0	0	0
AUGLAIZE	29	20	2	7	0	0	0
BELMONT	50	37	0	11	0	0	2
BROWN	35	22	0	9	1	0	3
BUTLER	336	236	3	49	3	1	44
CARROLL	16	14	0	1	0	0	1
CHAMPAGN	57	55	0	1	0	0	1
CLARK	225	175	2	30	3	0	15
CLERMONT	177	125	3	37	2	0	10
CLINTON	417	356	3	22	14	0	22
COLUMBIANA	166	138	2	16	2	0	8
COSHOCTON	25	10	1	5	1	0	2
CRAWFORD	41	32	0	7	1	0	1
CUYAHOGA	1488	1038	20	300	35	0	95
DARKE	79	70	0	6	1	0	2
DEFIANCE	36	29	1	6	0	0	0
DELAWARE	97	61	1	22	1	0	12
ERIE	92	57	4	25	0	0	6
FAIRFIELD	151	100	4	26	1	0	20
FAYETTE	40	36	0	3	0	0	1
FRANKLIN	1494	1095	34	261	13	2	89
FULTON	96	76	0	16	0	0	4
GALLIA	10	9	1	0	0	0	0
GEAUGA	54	42	3	8	0	0	1
GREENE	261	188	13	35	3	0	17
GUERNSEY	21	13	0	4	0	0	4
HAMILTON	1196	817	13	184	11	0	171
HANCOCK	92	68	1	18	0	1	4
HARDIN	22	16	3	3	0	0	0
HARRISON	10	9	1	0	0	0	0
HENRY	21	13	1	4	0	0	3
HIGHLAND	99	88	0	5	1	0	5
HOCKING	10	9	0	1	0	0	0
HOLMES	5	3	0	1	0	0	1
HURON	53	37	1	10	0	1	4
JACKSON	15	10	2	3	0	0	0
JEFFERSON	55	46	1	8	0	0	0
KNOX	53	39	0	12	0	0	2
LAKE	228	167	4	45	1	0	11
LAWRENCE	27	16	2	9	0	0	0
LICKING	167	109	4	35	0	0	18
LOGAN	26	19	0	6	0	0	1
LORAIN	374	251	6	87	5	1	24
LUCAS	451	301	6	102	2	0	40
MADISON	48	33	3	11	1	0	0
MAHONING	220	152	3	46	1	0	18
MARION	24	13	1	10	0	0	0
MEDINA	296	183	4	57	3	0	43
MEIGS	11	9	0	2	0	0	0
MERCER	27	20	1	4	1	0	1
MIAMI	301	254	2	31	3	0	11
MONROE	7	7	0	0	0	0	0
MONTGOMERY	1060	783	14	148	0	0	91

**NON-PILOTS-CONTINUED
BY STATE AND COUNTY
AS OF DECEMBER 31, 1992**

State-County	Total	Mechanic	Parachute Rigger	Ground Instructor	Dispatcher	Flight Navigator	Flight Engineer
NORTH DAKOTA—							
Continued							
MORGAN	8	8	0	0	0	0	0
MORROW	14	12	0	2	0	0	0
MUSKINGUM	63	46	1	15	0	0	1
NOBLE	5	4	0	1	0	0	0
OTTAWA	44	35	1	7	0	0	1
PAULDING	7	3	2	1	0	0	1
PERRY	22	19	0	3	0	0	0
PICKAWAY	52	40	2	8	0	0	2
PIKE	16	12	1	3	0	0	0
PORTAGE	116	75	6	29	0	0	6
PREBLE	44	31	1	8	2	0	2
PUTNAM	25	19	1	4	0	0	1
RICHLAND	122	69	5	28	4	0	16
ROSS	52	37	2	11	0	0	2
SANDUSKY	35	27	0	6	1	0	1
SCIOTO	38	22	3	13	0	0	0
SENECA	49	34	3	12	0	0	0
SHELBY	35	24	0	7	0	0	4
STARK	364	260	6	69	5	0	24
SUMMIT	473	330	12	95	3	0	33
TRUMBULL	172	128	2	36	1	0	5
TUSCARAWAS	36	22	0	14	0	0	0
UNION	20	14	0	6	0	0	0
VAN WERT	14	8	1	3	0	0	2
VINTON	3	3	0	0	0	0	0
WARREN	173	121	3	25	2	0	22
WASHINGTON	32	22	1	7	0	0	2
WAYNE	82	43	1	25	1	0	12
WILLIAMS	33	25	0	7	0	0	1
WOOD	106	60	3	36	1	0	6
WYANDOT	15	12	0	2	1	0	0
UNKNOWN	0	0	0	0	0	0	0
STATE TOTAL	12921	9269	237	2284	162	6	963
OKLAHOMA							
ADAIR	10	10	0	0	0	0	0
ALFALFA	9	6	0	3	0	0	0
ATOKA	9	4	0	3	0	0	2
BEAVER	9	7	0	2	0	0	0
BECKHAM	22	11	1	9	0	0	1
BLAINE	14	11	0	3	0	0	0
BRYAN	71	58	0	3	0	0	0
CADDO	81	53	4	14	0	0	10
CANADIAN	412	319	3	62	3	0	25
CARTER	132	98	1	23	3	0	7
CHEROKEE	42	30	3	9	0	0	0
CHOCTAW	6	4	1	1	0	0	0
CIMARRON	4	4	0	0	0	0	0
CLEVELAND	233	195	7	72	2	0	17
COAL	1	1	0	0	0	0	0
COMANCHE	196	158	7	28	0	0	3
COTTON	14	12	0	2	0	0	0
CRAIG	52	44	0	4	1	0	3
CREEK	292	279	1	9	1	0	2
CUSTER	19	14	1	4	0	0	0
DELAWARE	30	26	0	4	0	0	0
DEWEY	3	3	0	0	0	0	0
ELLIS	8	5	1	2	0	0	0
GARFIELD	203	143	10	42	0	0	8

**NON-PILOTS-CONTINUED
BY STATE AND COUNTY
AS OF DECEMBER 31, 1992**

State-County	Total	Mechanic	Parachute Rigger	Ground Instructor	Dispatcher	Flight Navigator	Flight Engineer
OKLAHOMA—Continued							
GARVIN	35	31	2	1	1	0	0
GRADY	87	66	4	13	1	0	3
GRANT	13	10	2	1	0	0	0
GREEH	14	12	0	2	0	0	0
HARMON	0	0	0	0	0	0	0
HARPER	6	6	0	0	0	0	0
HASKELL	8	6	0	2	0	0	0
HUGHES	13	12	0	1	0	0	0
JACKSON	261	173	2	32	0	0	54
JEFFERSON	6	5	1	0	0	0	0
JOHNSTON	12	11	1	0	0	0	0
KAY	114	78	3	30	0	0	3
KINGFISHER	18	17	0	1	0	0	0
KIOWA	21	13	0	7	0	0	1
LATIMER	6	4	0	1	0	0	1
LE FLORE	27	23	0	4	0	0	0
LINCOLN	40	34	0	4	0	0	2
LOGAN	51	42	1	7	0	0	1
LOVE	10	7	1	0	0	0	2
MAJOR	19	14	1	3	0	0	1
MARSHALL	16	14	0	1	0	0	1
MAYES	133	127	1	3	0	0	2
MCCLAIN	93	75	3	10	0	1	4
MCCURTAIN	290	273	1	12	0	0	4
MCINTOSH	40	37	1	1	0	0	1
MURRAY	21	16	1	3	0	0	1
MUSKOGEE	114	92	2	20	0	0	0
NOBLE	17	13	0	4	0	0	0
NOWATA	15	13	0	2	0	0	0
OKFUSKEE	12	9	1	0	0	0	2
OKLAHOMA	2522	1948	33	393	15	1	132
OKMULGEE	101	91	2	7	0	0	1
OSAGE	38	32	0	6	0	0	0
OTTAWA	48	37	1	9	0	0	1
PAWNEE	68	65	0	3	0	0	0
PAYNE	127	81	6	36	0	0	4
PITTSBURG	36	25	0	10	0	0	1
PONTOTOC	35	20	1	14	0	0	0
POTTAWATOMIE	113	92	5	14	0	0	2
PUSHMATAHA	6	5	0	1	0	0	0
ROGER MILLS	3	2	0	1	0	0	0
ROGERS	928	901	1	20	0	0	6
SEMINOLE	37	35	0	2	0	0	0
SEQUOYAH	24	18	1	3	0	0	2
STEPHENS	55	45	1	8	0	0	1
TEXAS	20	13	0	7	0	0	0
TILLMAN	36	32	1	3	0	0	0
TULSA	9035	8437	32	470	6	2	88
WAGONER	138	125	0	12	0	0	1
WASHINGTON	109	88	0	18	1	0	2
WASHITA	20	17	1	2	0	0	0
WOODS	21	19	0	2	0	0	0
WOODWARD	17	12	1	4	0	0	0
UNKNOWN	0	0	0	0	0	0	0
STATE TOTAL	16981	14868	154	1519	34	4	402
OREGON							
BAKER	42	31	2	5	0	1	3
BENTON	94	58	6	26	0	0	4

**NON-PILOTS-CONTINUED
BY STATE AND COUNTY
AS OF DECEMBER 31, 1992**

State-County	Total	Mechanic	Parachute Rigger	Ground Instructor	Dispatcher	Flight Navigator	Flight Engineer
OREGON—Continued							
CLACKAMAS	427	296	10	61	4	0	55
CLATSOP	40	32	0	7	1	0	0
COLUMBIA	34	25	0	5	0	0	4
COOS	77	53	3	18	0	0	3
CROOK	18	11	3	3	0	0	1
CURRY	38	28	1	9	0	0	0
DESCHUTES	254	129	58	45	1	1	20
DOUGLAS	92	74	1	17	0	0	0
GILLIAM	2	2	0	0	0	0	0
GRANT	12	9	0	3	0	0	0
HARNEY	13	8	1	3	0	0	1
HOOD RIVER	39	23	1	8	0	0	7
JACKSON	373	261	16	61	5	6	24
JEFFERSON	9	8	0	1	0	0	0
JOSEPHINE	87	62	15	6	0	0	4
KLAMATH	101	67	4	24	0	0	6
LAKE	11	10	0	1	0	0	0
LANE	533	386	7	112	2	3	23
LINCOLN	28	21	0	4	0	0	3
LINN	124	90	1	25	2	0	6
MALHEUR	34	20	4	9	0	1	0
MARION	313	226	9	51	4	2	21
MORROW	12	7	0	3	0	1	1
MULTNOMAH	1263	948	31	184	26	2	72
POLK	53	41	1	6	0	0	5
SHERMAN	11	5	0	5	0	0	1
TILLAMOOK	26	16	1	7	0	0	2
UMATILLA	60	41	2	16	0	0	1
UNION	47	26	9	12	0	0	0
WALLOWA	13	10	0	3	0	0	0
WASCO	32	25	1	3	0	0	3
WASHINGTON	516	374	6	94	3	0	39
WHEELER	0	0	0	0	0	0	0
YAMHILL	189	144	6	19	6	1	13
UNKNOWN	0	0	0	0	0	0	0
STATE TOTAL	5017	3567	199	856	54	18	323
PENNSYLVANIA							
ADAMS	100	60	3	19	0	0	18
ALLEGHENY	4007	3130	32	412	130	2	301
ARMSTRONG	98	83	1	9	0	0	5
BEAVER	1402	1085	6	151	75	0	85
BEDFORD	50	41	0	7	0	0	2
BERKS	400	261	13	84	12	0	30
BLAIRE	116	78	2	28	2	0	6
BRADFORD	50	35	2	12	0	0	1
BUCKS	1039	657	22	151	13	10	186
BUTLER	363	247	4	63	7	0	42
CAMBRIA	157	127	0	25	2	0	3
CAMERCOTI	7	6	1	0	0	0	0
CARBON	84	56	3	16	0	0	9
CENTRE	92	60	0	27	0	1	4
CHESTER	432	307	6	73	7	2	37
CLARION	35	26	0	7	1	0	1
CLEARFIELD	89	71	0	14	3	0	1
CLINTON	107	91	0	14	0	0	2
COLUMBIA	67	50	1	12	1	0	3
CRAWFORD	55	40	0	11	0	0	4
CUMBERLAND	260	177	9	57	2	0	15

**NON-PILOTS-CONTINUED
BY STATE AND COUNTY
AS OF DECEMBER 31, 1992**

State-County	Total	Mechanic	Parachute Rigger	Ground Instructor	Dispatcher	Flight Navigator	Flight Engineer
PENNSYLVANIA—							
Continued							
DAUPHIN	429	298	11	80	14	1	25
DELAWARE	837	698	13	72	15	1	38
ELK	32	26	1	5	0	0	0
ERIE	207	130	7	53	0	0	17
FAYETTE	199	168	2	25	0	0	4
FOREST	6	6	0	0	0	0	0
FRANKLIN	165	119	6	27	0	1	12
FULTON	10	8	1	1	0	0	0
GREENE	72	60	1	6	0	0	5
HUNTINGDON	28	22	3	2	0	0	1
INDIANA	73	51	2	14	1	0	5
JEFFERSON	61	50	1	6	3	0	1
JUNIATA	12	9	0	2	0	0	1
LACKAWANNA	148	89	3	29	2	2	23
LANCASTER	430	282	18	84	5	2	39
LAWRENCE	140	106	1	27	0	0	6
LEBANON	121	87	2	22	2	0	8
LEHIGH	385	230	13	72	11	4	55
LUZERNE	222	161	8	37	5	0	11
LYCOMING	265	209	5	43	2	0	6
MCKEAN	50	33	2	11	0	0	4
MERCER	155	114	2	30	1	0	8
MIFFLIN	35	23	0	9	0	0	3
MONROE	148	72	2	35	2	2	35
MONTGOMERY	731	502	32	122	14	1	60
MONTOUR	17	9	0	5	1	0	2
NORTHAMPTON	327	176	7	53	12	2	77
NORTHUMBERLAND	90	72	1	10	1	1	5
PERRY	41	27	1	8	1	0	4
PHILADELPHIA	877	730	14	93	17	0	23
PIKE	42	26	1	8	0	0	7
POTTER	12	10	0	2	0	0	0
SCHUYLKILL	106	83	2	15	0	1	5
SNYDER	17	15	0	2	0	0	0
SOMERSET	79	59	2	13	0	0	5
SULLIVAN	11	8	0	3	0	0	0
SUSQUEHANNA	44	32	2	6	1	0	3
TIOGA	44	36	2	4	1	0	1
UNION	34	22	1	7	0	0	4
VENANGO	47	32	4	6	0	1	4
WARREN	41	28	1	11	1	0	0
WASHINGTON	702	608	5	49	8	0	32
WAYNE	63	40	1	8	2	2	10
WESTMORELAND	583	490	4	68	1	1	19
WYOMING	34	24	0	7	1	0	2
YORK	245	135	18	62	3	0	27
UNKNOWN	0	0	0	0	0	0	0
STATE TOTAL	17427	12903	307	2446	382	37	1352
RHODE ISLAND							
BRISTOL	44	32	1	6	0	0	5
KENT	210	145	5	38	2	1	19
NEWPORT	102	68	0	23	1	0	10
PROVIDENCE	379	282	4	68	6	0	19
WASHINGTON	151	94	2	26	3	0	26
UNKNOWN	0	0	0	0	0	0	0
STATE TOTAL	886	621	12	161	12	1	79
SOUTH CAROLINA							
ABBEVILLE	11	10	0	0	0	0	1

**NON-PILOTS-CONTINUED
BY STATE AND COUNTY
AS OF DECEMBER 31, 1992**

State-County	Total	Mechanic	Parachute Rigger	Ground Instructor	Dispatcher	Flight Navigator	Flight Engineer
SOUTH CAROLINA—							
Continued							
AIKEN	62	45	2	10	2	0	3
ALLENDALE	5	4	0	1	0	0	0
ANDERSON	139	107	2	24	0	0	6
BAMBERG	16	12	2	1	0	0	1
BARNWELL	6	3	1	2	0	0	0
BEAUFORT	129	76	4	22	2	2	23
BERKELEY	86	64	1	8	0	0	13
CALHOUN	6	2	0	2	0	0	2
CHARLESTON	515	343	8	62	4	0	98
CHEROKEE	12	7	1	4	0	0	0
CHESTER	22	16	0	3	1	0	2
CHESTERFIELD	10	5	0	4	0	0	1
CLARENDON	16	13	0	2	0	0	1
COLLETON	15	9	1	3	0	0	2
DARLINGTON	29	18	1	7	0	0	3
DILLON	10	7	0	0	0	0	3
DORCHESTER	214	139	2	24	3	0	46
EDGEFIELD	6	6	0	0	0	0	0
FAIRFIELD	6	5	0	0	0	0	1
FLORENCE	69	45	2	15	1	0	6
GEORGETOWN	20	10	3	6	0	0	1
GREENVILLE	634	523	2	70	2	0	37
GREENWOOD	39	23	0	13	0	0	3
HAMPTON	9	7	1	1	0	0	0
HORRY	316	153	3	144	4	0	12
JASPER	14	7	0	3	0	0	4
KERSHAW	44	27	1	12	0	0	4
LANCASTER	17	15	0	1	0	0	1
LAURENS	26	18	0	7	0	0	1
LEE	6	3	0	1	1	0	1
LEXINGTON	204	134	4	39	1	1	25
MARION	6	2	0	4	0	0	0
MARLBORO	9	8	0	1	0	0	0
MCCORMICK	1	0	0	1	0	0	0
NEWBERRY	16	11	1	2	0	0	2
OCONEE	32	19	2	7	0	0	4
ORANGEBURG	36	22	1	8	0	0	5
PICKENS	116	97	0	10	2	0	7
RICHLAND	214	114	12	46	2	0	40
SALUDA	13	7	0	5	0	0	1
SPARTANBURG	130	96	3	22	0	0	9
SUMTER	145	93	13	24	0	0	15
UNION	5	4	1	0	0	0	0
WILLIAMSBURG	6	4	0	1	0	0	1
YORK	242	139	2	40	3	0	58
UNKNOWN	0	0	0	0	0	0	0
STATE TOTAL	3684	2472	76	662	28	3	443
SOUTH DAKOTA							
AURORA	2	2	0	0	0	0	0
BEADLE	27	19	0	7	0	0	1
BENNETT	8	7	0	1	0	0	0
BON HOMME	4	4	0	0	0	0	0
BROOKINGS	26	13	1	9	0	0	3
BROWN	47	36	0	9	0	0	2
BRULE	5	5	0	0	0	0	0
BUFFALO	1	1	0	0	0	0	0
BUTTE	16	15	0	1	0	0	0
CAMPBELL	0	0	0	0	0	0	0

**NON-PILOTS-CONTINUED
BY STATE AND COUNTY
AS OF DECEMBER 31, 1992**

State-County	Total	Mechanic	Parachute Rigger	Ground Instructor	Dispatcher	Flight Navigator	Flight Engineer
SOUTH DAKOTA--							
Continued							
CHARLES MIX	8	6	0	1	0	0	1
CLARK	7	5	0	2	0	0	0
CLAY	16	8	0	8	0	0	0
CODINGTON	69	59	0	8	0	0	2
CORSON	4	4	0	0	0	0	0
CUSTER	9	5	0	2	0	0	2
DAVISON	19	16	0	3	0	0	0
DAY	9	6	0	1	0	0	2
DEUEL	8	8	0	0	0	0	0
DEWEY	4	3	0	1	0	0	0
DOUGLAS	6	5	0	1	0	0	0
EDMUNDS	13	11	0	2	0	0	0
FALL RIVER	13	9	0	4	0	0	0
FAULK	8	7	0	1	0	0	0
GRANT	11	11	0	0	0	0	0
GREGORY	4	2	0	1	0	0	1
HAAKON	9	8	0	1	0	0	0
HAMLIN	7	4	0	3	0	0	0
HAND	8	8	0	0	0	0	0
HANSON	1	0	0	0	0	0	1
HARDING	0	0	0	0	0	0	0
HUGHES	50	36	0	13	0	0	1
HUTCHINSON	4	4	0	0	0	0	0
HYDE	3	2	1	0	0	0	0
JACKSON	2	2	0	0	0	0	0
JERAULD	2	1	0	1	0	0	0
JONES	1	1	0	0	0	0	0
KINGSBURY	14	10	0	1	0	0	3
LAKE	15	13	0	1	0	0	1
LAWRENCE	32	24	1	6	1	0	0
LINCOLN	16	7	0	7	0	0	2
LYMAN	3	1	0	2	0	0	0
MARSHALL	3	1	0	1	1	0	0
MCCOOK	6	5	0	1	0	0	0
MCPHERSON	1	0	0	1	0	0	0
MEADE	36	25	2	4	0	0	5
MELLETTTE	1	1	0	0	0	0	0
MINER	3	2	0	0	0	0	1
MINNEHAHA	231	140	6	56	1	0	28
MOODY	6	4	0	1	0	0	1
PENNINGTON	235	164	2	46	3	0	20
PERKINS	4	4	0	0	0	0	0
POTTER	7	6	0	1	0	0	0
ROBERTS	13	10	1	2	0	0	0
SANBORN	2	2	0	0	0	0	0
SHANNON	2	2	0	0	0	0	0
SPINK	17	14	0	3	0	0	0
STANLEY	3	3	0	0	0	0	0
SULLY	1	1	0	0	0	0	0
TODD	2	2	0	0	0	0	0
TRIPP	7	7	0	0	0	0	0
TURNER	8	5	0	3	0	0	0
UNION	15	10	2	1	0	0	2
WALWORTH	11	11	0	0	0	0	0
WASHABAUGH	0	0	0	0	0	0	0
YANKTON	19	15	0	4	0	0	0
ZIEBACH	1	1	0	0	0	0	0

**NON-PILOTS-CONTINUED
BY STATE AND COUNTY
AS OF DECEMBER 31, 1992**

State-County	Total	Mechanic	Parachute Rigger	Ground Instructor	Dispatcher	Flight Navigator	Flight Engineer
SOUTH DAKOTA--							
Continued							
UNKNOWN	0	0	0	0	0	0	0
STATE TOTAL	1145	823	16	221	6	0	79
TENNESSEE							
ANDERSON	54	39	2	11	0	0	2
BEDFORD	33	20	0	7	0	0	6
BENTON	8	6	1	1	0	0	0
BLED SOE	1	1	0	0	0	0	0
BLOUNT	177	109	2	25	1	1	39
BRADLEY	44	27	1	13	0	0	3
CAMPBELL	11	2	3	4	0	0	2
CANNON	17	14	0	2	0	0	1
CARROLL	13	11	0	0	0	0	2
CARTER	142	121	1	17	0	0	3
CHEATHAM	14	9	0	3	1	0	1
CHESTER	2	1	0	0	0	0	1
CLAIBORNE	11	8	1	2	0	0	0
CLAY	3	3	0	0	0	0	0
COCKE	8	4	0	3	0	0	1
COFFEE	76	56	1	15	0	0	4
CROCKETT	2	1	1	0	0	0	0
CUMBERLAND	21	16	0	3	0	0	2
DAVIDSON	823	509	18	169	14	0	113
DE KALB	15	7	1	4	0	0	3
DECATUR	3	2	0	1	0	0	0
DICKSON	42	25	3	9	1	0	4
DYER	21	17	0	3	0	0	1
FAYETTE	44	25	0	6	0	0	13
FENTRESS	7	4	0	1	0	0	2
FRANKLIN	39	29	0	7	0	0	3
GIBSON	18	11	1	3	0	0	3
GILES	9	5	0	3	0	0	1
GRAINGER	9	5	1	1	0	0	2
GREENE	47	36	1	8	1	0	1
GRUNDY	6	4	0	1	0	0	1
HAMLEN	28	19	1	6	1	0	1
HAMILTON	288	180	6	75	3	0	24
HANCOCK	0	0	0	0	0	0	0
HARDEMAN	30	19	0	8	1	0	2
HARDIN	11	5	0	3	0	0	3
HAWKINS	21	17	1	2	0	0	1
HAYWOOD	7	5	0	1	1	0	0
HENDERSON	13	8	0	3	1	0	1
HENRY	18	8	0	6	1	0	3
HICKMAN	13	12	0	1	0	0	0
HOUSTON	4	4	0	0	0	0	0
HUMPHREYS	11	9	0	1	0	0	1
JACKSON	0	0	0	0	0	0	0
JEFFERSON	38	25	1	8	0	0	4
JOHNSON	7	2	0	4	0	0	1
KNOX	212	137	2	50	3	0	20
LAKE	1	1	0	0	0	0	0
LAUDERDALE	2	2	0	0	0	0	0
LAWRENCE	10	6	0	3	0	0	1
LEWIS	2	2	0	0	0	0	0
LINCOLN	21	15	0	5	0	0	1
LOUDON	28	16	0	3	0	0	9
MACON	5	4	0	0	0	0	1
MADISON	45	20	1	16	3	0	5

**NON-PILOTS-CONTINUED
BY STATE AND COUNTY
AS OF DECEMBER 31, 1992**

State-County	Total	Mechanic	Parachute Rigger	Ground Instructor	Dispatcher	Flight Navigator	Flight Engineer
TENNESSEE—Continued							
MARION	19	13	2	4	0	0	0
MARSHALL	11	9	0	1	0	0	1
MAURY	26	16	1	7	0	0	2
MCMINN	31	18	1	8	1	0	3
MCNAIRY	21	17	0	3	0	0	1
MEIGS	7	5	0	0	0	0	2
MONROE	16	11	0	4	0	0	1
MONTGOMERY	233	168	39	23	0	0	3
MOORE	0	0	0	0	0	0	0
MORGAN	9	7	0	1	0	0	1
OBION	19	10	3	6	0	0	0
OVERTON	5	3	1	1	0	0	0
PERRY	3	2	0	1	0	0	0
PICKETT	2	0	0	1	0	0	1
POLK	8	5	0	1	0	0	2
PUTNAM	32	20	0	5	0	1	6
RHEA	7	5	1	1	0	0	0
ROANE	26	19	0	4	0	0	3
ROBERTSON	29	19	2	4	0	0	4
RUTHERFORD	437	296	2	83	10	1	45
SCOTT	5	5	0	0	0	0	0
SEQUATCHIE	8	6	0	2	0	0	0
SEVIER	39	23	0	9	0	0	7
SHELBY	3498	1799	31	455	197	2	1014
SMITH	10	5	0	2	0	0	3
STEWART	20	13	4	3	0	0	0
SULLIVAN	130	78	1	37	4	0	10
SUMNER	131	85	0	17	0	1	28
TIPTON	71	54	2	3	1	0	11
TROUSDALE	1	1	0	0	0	0	0
UNICOI	8	3	0	4	0	0	1
UNION	6	5	0	1	0	0	0
VAN BUREN	1	1	0	0	0	0	0
WARREN	25	16	0	5	1	0	3
WASHINGTON	92	73	1	10	0	0	8
WAYNE	1	1	0	0	0	0	0
WEAKLEY	16	11	1	3	0	0	1
WHITE	11	8	1	0	0	0	2
WILLIAMSON	148	59	4	27	0	2	56
WILSON	175	118	2	25	0	0	30
UNKNOWN	0	0	0	0	0	0	0
STATE TOTAL	7872	4650	149	1278	246	8	1541
TEXAS							
ANDERSON	32	16	0	12	0	0	4
ANDREWS	8	8	0	0	0	0	0
ANGELINA	50	34	1	12	1	0	2
ARANSAS	31	24	0	5	0	0	2
ARCHER	9	7	0	1	0	0	1
ARMSTRONG	6	4	0	1	0	0	1
ATASCOSA	49	40	2	4	1	0	2
AUSTIN	17	11	0	4	0	0	2
BAILEY	6	2	2	2	0	0	0
BANDERA	43	36	1	4	0	0	2
BASTROP	30	18	1	5	1	0	5
BAYLOR	2	2	0	0	0	0	0
BEE	77	57	11	8	0	0	1
BELL	360	274	21	55	1	0	9
BEXAR	3248	2602	50	328	12	3	253

**NON-PILOTS-CONTINUED
BY STATE AND COUNTY
AS OF DECEMBER 31, 1992**

State-County	Total	Mechanic	Parachute Rigger	Ground Instructor	Dispatcher	Flight Navigator	Flight Engineer
TEXAS—Continued							
BLANCO	55	47	0	3	0	0	5
BORDEN	0	0	0	0	0	0	0
BOSQUE	45	31	0	10	0	0	4
BOWIE	72	49	0	20	0	0	3
BRAZORIA	554	449	8	68	9	0	20
BRAZOS	106	50	3	39	2	0	12
BREWSTER	15	7	0	8	0	0	0
BRISCOE	2	0	0	1	0	0	1
BROOKS	1	1	0	0	0	0	0
BROWN	33	24	0	6	0	0	3
BURLESON	5	4	0	0	0	0	1
BURNET	54	25	0	12	0	1	16
CALDWELL	29	18	2	6	0	0	3
CALHOUN	18	12	0	4	0	0	2
CALLAHAN	22	16	1	3	1	0	1
CAMERON	287	224	2	48	8	0	5
CAMP	10	7	0	2	0	0	1
CARSON	15	13	0	2	0	0	0
CASS	25	18	1	5	0	0	1
CASTRO	9	6	0	3	0	0	0
CHAMBERS	18	16	0	1	0	0	1
CHEROKEE	22	12	0	5	0	1	4
CHILDRESS	7	4	0	3	0	0	0
CLAY	13	12	0	0	0	0	1
COCHRAN	5	4	0	1	0	0	0
COKE	1	1	0	0	0	0	0
COLEMAN	11	10	0	1	0	0	0
COLLIN	838	422	9	125	21	0	261
COLLINGSWORTH	2	2	0	0	0	0	0
COLORADO	18	14	0	2	0	0	2
COMAL	196	151	3	20	0	0	22
COMANCHE	20	15	0	3	0	0	2
CONCHO	3	2	0	1	0	0	0
COOKE	105	62	3	11	1	0	28
CORYELL	72	62	2	5	0	0	3
COTTLE	0	0	0	0	0	0	0
CRANE	2	1	0	1	0	0	0
CROCKETT	5	4	0	0	0	0	1
CROSBY	7	7	0	0	0	0	0
CULBERSON	1	0	0	1	0	0	0
DALLAM	16	11	0	5	0	0	0
DALLAS	7950	5673	55	859	197	10	1156
DAWSON	12	7	0	5	0	0	0
DE WITT	9	6	0	3	0	0	0
DEAF SMITH	20	17	0	1	0	0	2
DELTA	9	4	2	3	0	0	0
DENTON	2222	1091	5	231	48	5	842
DICKENS	2	2	0	0	0	0	0
DIMMIT	6	4	0	2	0	0	0
DONLEY	5	4	0	1	0	0	0
DUVAL	6	6	0	0	0	0	0
EASTLAND	26	19	0	6	0	0	1
ECTOR	121	93	2	19	2	0	5
EDWARDS	2	2	0	0	0	0	0
EL PASO	702	537	25	101	4	0	35
ELLIS	203	149	0	22	5	0	27
ERATH	59	47	2	5	0	0	5
FALLS	10	8	0	2	0	0	0

**NON-PILOTS-CONTINUED
BY STATE AND COUNTY
AS OF DECEMBER 31, 1992**

State-County	Total	Mechanic	Parachute Rigger	Ground Instructor	Dispatcher	Flight Navigator	Flight Engineer
TEXAS—Continued							
FANNIN	36	26	1	5	0	0	4
FAYETTE	11	7	0	3	0	0	1
FISHER	5	4	0	0	0	0	1
FLOYD	9	6	0	2	0	0	1
FOARD	0	0	0	0	0	0	0
FORT BEND	227	164	0	31	2	0	30
FRANKLIN	7	4	0	2	0	0	1
FREESTONE	15	10	1	3	0	0	1
FRIO	10	10	0	0	0	0	0
GAINES	9	9	0	0	0	0	0
GALVESTON	553	400	14	94	3	0	42
GARZA	3	3	0	0	0	0	0
GILLESPIE	27	15	0	4	0	0	8
GLASSCOCK	2	2	0	0	0	0	0
GOLIAD	5	5	0	0	0	0	0
GONZALES	16	11	1	4	0	0	0
GRAY	39	24	1	11	1	0	2
GRAYSON	177	98	5	31	1	0	42
GREGG	271	194	4	62	1	0	10
GRIMES	15	13	0	1	0	0	1
GUADALUPE	210	181	4	12	0	0	13
HALE	64	50	1	12	0	0	1
HALL	8	5	0	3	0	0	0
HAMILTON	16	5	0	3	0	0	8
HANSFORD	6	6	0	0	0	0	0
HARDEMAN	6	3	0	2	0	0	1
HARDIN	39	29	0	8	0	0	2
HARRIS	6530	4445	65	900	167	6	947
HARRISON	46	33	3	8	0	0	2
HARTLEY	1	1	0	0	0	0	0
HASKELL	5	4	0	1	0	0	0
HAYS	114	65	2	25	2	0	20
HEMPHILL	5	3	1	0	1	0	0
HENDERSON	52	32	2	9	0	0	9
HIDALGO	262	188	6	56	1	0	11
HILL	56	43	0	8	0	0	5
HOCKLEY	25	23	0	2	0	0	0
HOOD	132	68	0	14	0	1	49
HOPKINS	52	42	1	4	0	0	5
HOUSTON	9	6	0	1	0	0	2
HOWARD	69	48	6	14	0	0	1
HUDSPETH	3	1	0	2	0	0	0
HUNT	397	361	0	21	2	0	13
HUTCHINSON	21	19	0	2	0	0	0
IRION	0	0	0	0	0	0	0
JACK	21	17	0	1	2	0	1
JACKSON	8	8	0	0	0	0	0
JASPER	18	15	0	2	0	0	1
JEFF DAVIS	5	4	0	1	0	0	0
JEFFERSON	203	148	4	44	1	0	6
JIM HOGG	2	2	0	0	0	0	0
JIM WELLS	24	20	1	2	0	0	1
JOHNSON	304	253	1	20	3	0	27
JONES	15	14	0	1	0	0	0
KARNES	21	19	0	1	0	0	1
KAUFMAN	118	85	0	16	1	0	16
KENDALL	87	50	5	14	0	0	18
KENEDY	0	0	0	0	0	0	0

**NON-PILOTS-CONTINUED
BY STATE AND COUNTY
AS OF DECEMBER 31, 1992**

State-County	Total	Mechanic	Parachute Rigger	Ground Instructor	Dispatcher	Flight Navigator	Flight Engineer
TEXAS—Continued							
KENT	0	0	0	0	0	0	0
KERR	111	70	2	19	1	3	16
KIMBLE	5	2	0	2	1	0	0
KING	0	0	0	0	0	0	0
KINNEY	7	4	1	2	0	0	0
KLEBERG	52	29	4	15	0	0	4
KNOX	5	5	0	0	0	0	0
LA SALLE	6	5	0	1	0	0	0
LAMAR	48	33	1	8	0	0	6
LAMB	15	13	0	2	0	0	0
LAMPASAS	25	16	1	4	0	0	4
LAVACA	16	12	0	1	0	1	2
LEE	4	3	0	0	0	0	1
LEON	6	5	0	0	0	0	1
LIBERTY	69	54	1	9	0	0	5
LIMESTONE	21	12	0	6	0	0	3
LIPSCOMB	6	4	0	2	0	0	0
LIVE OAK	8	4	0	2	0	0	2
LLANO	24	14	2	4	0	0	4
LOVING	0	0	0	0	0	0	0
LUBBOCK	498	379	8	88	6	0	17
LYNN	6	4	1	0	0	0	1
MADISON	2	0	0	0	1	0	1
MARION	12	8	0	2	0	0	2
MARTIN	2	2	0	0	0	0	0
MASON	6	5	0	1	0	0	0
MATAGORDA	32	23	1	8	0	0	0
MAVERICK	9	6	1	2	0	0	0
MCCULLOCH	16	14	0	2	0	0	0
MCLENNAN	609	487	5	89	3	0	25
MCMULLEN	0	0	0	0	0	0	0
MEDINA	89	62	1	23	0	1	2
MENARD	1	1	0	0	0	0	0
MIDLAND	212	146	0	48	2	0	16
MILAM	18	13	0	4	0	0	1
MILLS	11	9	0	1	0	0	0
MITCHELL	3	3	0	0	0	0	0
MONTAGUE	60	40	1	6	0	0	13
MONTGOMERY	767	493	1	92	15	2	164
MOORE	17	14	0	3	0	0	0
MORRIS	4	2	0	1	0	0	1
MOTLEY	4	3	1	0	0	0	0
NACOGDOCHES	43	28	2	8	0	0	5
NAVARRO	42	25	1	8	0	0	8
NEWTON	2	1	0	1	0	0	0
NOLAN	9	6	0	3	0	0	0
NUECES	591	445	7	95	1	0	42
OCHILTREE	11	6	1	3	0	0	1
OLDHAM	0	0	0	0	0	0	0
ORANGE	58	39	2	17	0	0	0
PALO PINTO	221	196	2	18	0	0	5
PANOLA	9	6	0	3	0	0	0
PARKER	321	235	1	25	2	0	58
PARMER	10	9	0	1	0	0	0
PECOS	14	12	0	2	0	0	0
POLK	23	14	0	4	0	0	5
POTTER	361	288	6	57	1	0	9
PRESIDIO	10	7	0	2	0	0	1

**NON-PILOTS-CONTINUED
BY STATE AND COUNTY
AS OF DECEMBER 31, 1992**

State-County	Total	Mechanic	Parachute Rigger	Ground Instructor	Dispatcher	Flight Navigator	Flight Engineer
TEXAS—Continued							
RAINS	18	17	0	1	0	0	0
RANDALL	31	20	0	8	0	0	3
REAGAN	4	4	0	0	0	0	0
REAL	4	2	0	0	0	0	2
RED RIVER	9	7	0	2	0	0	0
REEVES	15	12	0	3	0	0	0
REFUGIO	16	10	1	5	0	0	0
ROBERTS	2	1	0	1	0	0	0
ROBERTSON	7	5	0	2	0	0	0
ROCKWALL	110	76	1	13	0	0	20
RUNNELS	12	7	0	4	1	0	0
RUSK	28	17	0	7	0	0	4
SABINE	8	4	0	1	2	0	1
SAN AUGUSTINE	2	1	0	1	0	0	0
SAN JACINTO	11	6	0	3	0	0	2
SAN PATRICIO	76	51	2	17	0	0	6
SAN SABA	3	3	0	0	0	0	0
SCHLEICHER	1	1	0	0	0	0	0
SCURRY	17	11	0	5	0	0	1
SHACKELFORD	1	1	0	0	0	0	0
SHELBY	15	11	0	3	0	0	1
SHERMAN	4	2	1	1	0	0	0
SMITH	145	75	3	36	1	0	30
SOMERVELL	10	6	0	2	1	0	1
STARR	4	4	0	0	0	0	0
STEPHENS	20	16	0	2	0	0	2
STERLING	2	2	0	0	0	0	0
STONEWALL	4	4	0	0	0	0	0
SUTTON	2	2	0	0	0	0	0
SWISHER	6	5	0	0	0	0	1
TARRANT	10354	6588	50	1167	425	15	2109
TAYLOR	355	254	18	55	5	0	23
TERRELL	3	2	0	1	0	0	0
TERRY	8	8	0	0	0	0	0
THROCKMORTON	2	2	0	0	0	0	0
TITUS	23	15	1	4	1	0	2
TOM GREEN	255	196	0	51	3	0	5
TRAVIS	951	514	22	205	15	3	192
TRINITY	5	3	0	2	0	0	0
TYLER	15	13	0	0	1	0	1
UPSHUR	23	16	0	6	0	0	1
UPTON	2	0	0	2	0	0	0
UVALDE	51	38	0	12	0	0	1
VAL VERDE	91	63	5	17	1	0	5
VAN ZANDT	61	46	0	7	0	0	8
VICTORIA	74	62	0	9	0	0	3
WALKER	51	30	0	13	0	1	7
WALLER	54	42	0	6	0	0	6
WARD	14	10	0	3	0	0	1
WASHINGTON	11	6	0	4	0	0	1
WEBB	65	49	0	12	1	0	3
WHARTON	60	41	0	16	0	0	3
WHEELER	1	0	0	1	0	0	0
WICHITA	357	263	11	61	1	0	21
WILBARGER	38	26	2	10	0	0	0
WILLACY	15	14	0	0	0	0	1
WILLIAMSON	242	160	4	46	3	0	29
WILSON	44	38	0	5	0	0	1

**NON-PILOTS-CONTINUED
BY STATE AND COUNTY
AS OF DECEMBER 31, 1992**

State-County	Total	Mechanic	Parachute Rigger	Ground Instructor	Dispatcher	Flight Navigator	Flight Engineer
TEXAS—Continued							
WINKLER	9	7	1	1	0	0	0
WISE	177	116	3	13	0	0	45
WOOD	49	31	1	2	0	0	15
YOAKUM	10	6	0	4	0	0	0
YOUNG	34	30	1	2	0	0	1
ZAPATA	2	2	0	0	0	0	0
ZAVALA	5	3	0	2	0	0	0
UNKNOWN	3	1	0	0	0	0	2
STATE TOTAL	47074	32312	524	6138	996	54	7050
UTAH							
BEAVER	3	3	0	0	0	0	0
BOX ELDER	56	49	0	5	0	0	2
CACHE	142	119	2	15	0	1	5
CARBON	18	13	0	5	0	0	0
DAGGETT	0	0	0	0	0	0	0
DAVIS	480	335	10	56	3	1	75
DUCHESNE	41	23	1	4	1	0	12
EMERY	12	8	0	4	0	0	0
GARFIELD	5	5	0	0	0	0	0
GRAND	15	13	0	2	0	0	0
IRON	90	21	0	18	0	0	51
JUAB	7	4	0	3	0	0	0
KANE	12	9	0	3	0	0	0
MILLARD	11	10	0	1	0	0	6
MORGAN	26	17	1	2	0	0	0
PIUTE	3	3	0	0	0	0	0
RICH	4	4	0	0	0	0	0
SALT LAKE	1630	968	35	248	13	4	362
SAN JUAN	11	8	0	3	0	0	0
SAN PETE	12	9	1	2	0	0	0
SEVIER	20	15	0	5	0	0	0
SUMMIT	313	38	2	22	1	1	249
TOOELE	45	38	0	4	0	0	3
UINTAH	19	14	0	4	0	0	1
UTAH	321	241	6	45	2	0	27
WASATCH	27	14	0	2	7	0	11
WASHINGTON	182	130	2	32	0	0	0
WAYNE	3	3	0	0	0	0	35
WEBER	324	233	14	41	1	0	0
UNKNOWN	0	0	0	0	0	0	0
STATE TOTAL	3832	2347	74	526	28	7	850
VERMONT							
ADDISON	73	57	0	10	1	0	5
BENNINGTON	61	37	0	15	1	1	7
CALEDONIA	17	12	0	4	0	0	1
CHITTENDEN	269	141	4	60	11	0	53
ESSEX	3	2	0	1	0	0	0
FRANKLIN	38	28	0	5	1	0	4
GRAND ISLE	17	8	0	5	0	0	4
LAMOILLE	24	12	0	6	1	1	4
ORANGE	27	14	1	8	0	0	4
ORLEANS	15	11	0	3	0	1	1
RUTLAND	50	28	1	11	1	1	8
WASHINGTON	63	38	2	17	0	0	6
WINDHAM	33	24	0	5	0	0	4
WINDSOR	65	46	2	8	1	1	7
UNKNOWN	1	0	0	1	0	0	0
STATE TOTAL	756	458	10	159	17	4	108
VIRGINIA							

**NON-PILOTS-CONTINUED
BY STATE AND COUNTY
AS OF DECEMBER 31, 1992**

State-County	Total	Mechanic	Parachute Rigger	Ground Instructor	Dispatcher	Flight Navigator	Flight Engineer
VERMONT—Continued							
ACCOMAC	42	26	2	6	0	1	7
ALBEMARLE	12	4	1	2	0	0	5
ALEXANDRIA	693	389	19	129	25	2	129
ALLEGHENY	0	0	0	0	0	0	0
AMELIA	8	8	0	0	0	0	0
AMHERST	24	16	2	2	2	0	2
APPOMATTOX	9	6	0	2	0	0	1
ARLINGTON	313	184	8	67	7	0	47
AUGUSTA	18	7	0	6	1	1	3
BATH	1	1	0	0	0	0	0
BEDFORD	52	31	0	11	2	1	7
BEDFORD	8	6	0	1	0	0	1
BLAND	0	0	0	0	0	0	0
BOTETOURT	42	31	0	5	0	0	0
BRISTOL	15	11	1	2	0	0	1
BRUNSWICK	8	4	1	2	0	0	1
BUCHANAN	4	4	0	0	0	0	0
BUCKINGHAM	3	2	1	0	0	0	0
BUENA VISTA	0	0	0	0	0	0	0
CAMPBELL	15	11	0	4	0	0	0
CAROLINE	8	6	0	1	0	0	1
CARROLL	7	6	0	1	0	0	0
CHARLES CITY	0	0	0	0	0	0	0
CHARLES CITY	0	0	0	0	0	0	0
CHARLOTTE	4	3	0	0	0	1	0
CHARLOTTESVILLE	80	31	1	27	4	0	17
CHESAPEAKE	184	130	3	31	2	0	18
CHESTERFIELD	71	31	8	13	1	0	18
CLARKE	22	13	1	3	0	0	5
CLIFTON FORGE	1	1	0	0	0	0	0
COLONIAL HEIGHTS	17	9	5	2	1	0	0
COVINGTON	3	3	0	0	0	0	0
CRAIG	1	0	0	0	0	0	0
CULPEPER	41	17	1	4	0	1	18
CUMBERLAND	2	0	0	1	0	0	1
DANVILLE	35	19	1	12	0	0	3
DICKENSON	3	3	0	0	0	0	0
DINWIDDIE	3	3	0	0	0	0	0
EMPORIA	0	0	0	0	0	0	0
ESSEX	4	3	0	0	0	0	1
FAIRFAX	302	100	11	74	15	4	98
FAIRFAX	1026	467	26	208	39	8	278
FALLS CHURCH	194	120	2	43	7	0	22
FAUQUIER	138	69	2	27	1	1	38
FLOYD	6	4	0	1	1	0	0
FLUVANNA	16	10	0	2	1	0	3
FRANKLIN	14	11	0	1	0	0	2
FRANKLIN	6	6	0	0	0	0	0
FREDERICK	31	12	0	8	0	0	11
FREDERICKSBURG	80	33	1	15	1	0	30
GALAX	7	6	0	1	0	0	0
GILES	8	5	0	2	1	0	0
GLOUCESTER	49	32	0	7	1	0	7
GOOCHLAND	7	4	0	2	0	0	1
GRAYSON	3	3	0	0	0	0	0
GREENE	11	6	0	3	0	0	0
GREENSVILLE	0	0	0	0	0	0	0
HALIFAX	4	2	0	1	0	1	0

**NON-PILOTS-CONTINUED
BY STATE AND COUNTY
AS OF DECEMBER 31, 1992**

State-County	Total	Mechanic	Parachute Rigger	Ground Instructor	Dispatcher	Flight Navigator	Flight Engineer
VERMONT—Continued							
HAMPTON	241	186	8	36	1	0	10
HANOVER	90	61	0	20	1	0	8
HARRISONBURG	19	9	2	7	0	0	1
HENRICO	82	60	3	15	0	0	4
HENRY	14	9	0	4	0	0	1
HIGHLAND	0	0	0	0	0	0	0
HOPEWELL	32	19	7	6	0	0	0
ISLE OF WIGHT	9	5	1	1	0	0	2
JAMES CITY	6	3	0	2	1	0	0
KING AND QUEEN	2	1	0	1	0	0	0
KING GEORGE	12	6	0	6	0	0	0
KING WILLIAM	8	5	0	3	0	0	0
LANCASTER	11	4	0	3	0	0	4
LEE	6	3	0	1	0	0	2
LEXINGTON	9	5	1	2	0	0	1
LOUDOUN	437	221	6	93	12	0	125
LOUISA	18	13	0	1	0	0	4
LUNENBURG	4	3	0	1	0	0	0
LYNCHBURG	105	62	2	35	2	0	4
MADISON	14	5	0	1	0	0	8
MARTINSVILLE	17	8	0	8	0	0	1
MATHEWS	17	7	0	6	1	0	3
MECKLENBURG	17	11	1	2	0	0	3
MIDDLESEX	10	5	0	4	0	0	1
MONTGOMERY	37	19	1	12	1	0	8
NANSEMOND	1	1	0	0	0	0	0
NELSON	11	8	0	2	0	0	1
NEW KENT	46	31	2	8	0	0	5
NEWPORT NEWS	271	213	4	36	2	0	16
NORFOLK	323	223	28	51	1	0	20
NORTHAMPTON	10	4	0	2	0	0	4
NORTHUMBERLAND	9	3	0	0	0	0	6
NORTON	0	0	0	0	0	0	0
NOTTOWAY	15	13	0	0	0	0	2
ORANGE	26	13	0	4	0	0	9
PAGE	12	3	0	3	1	0	5
PATRICK	7	6	0	1	0	0	0
PETERSBURG	24	9	12	3	0	0	0
PITTSYLVANIA	14	9	0	4	1	0	0
PORTSMOUTH	63	57	0	5	1	0	0
POWHATAN	6	5	0	0	0	0	1
PRINCE EDWARD	7	5	0	0	0	0	2
PRINCE GEORGE	11	8	2	1	0	0	0
PRINCE WILLIAM	620	381	17	101	12	4	105
PULASKI	10	6	3	1	0	0	0
RADFORD	7	6	0	1	0	0	0
RAPPAHANNOCK	18	3	0	4	1	0	10
RICHMOND	0	0	0	0	0	0	0
RICHMOND	326	202	35	60	2	0	27
ROANOKE	204	129	5	48	3	0	19
ROANOKE	21	12	0	4	1	0	4
ROCKBRIDGE	2	2	0	0	0	0	0
ROCKINGHAM	24	15	1	7	0	0	1
RUSSELL	7	7	0	0	0	0	0
SALEM	36	28	1	4	1	0	2
SCOTT	3	2	0	1	0	0	0
SHENANDOAH	25	15	0	6	0	0	4
SMYTH	16	13	0	3	0	0	0

**NON-PILOTS-CONTINUED
BY STATE AND COUNTY
AS OF DECEMBER 31, 1992**

State-County	Total	Mechanic	Parachute Rigger	Ground Instructor	Dispatcher	Flight Navigator	Flight Engineer
VERMONT—Continued							
SOUTH BOSTON	5	3	0	2	0	0	0
SOUTHAMPTON	2	2	0	0	0	0	0
SPOTSYLVANIA	37	14	0	7	0	0	16
STAFFORD	102	46	6	16	1	3	30
STAUNTON	9	4	0	3	1	0	1
SUFFOLK	35	26	1	6	0	0	2
SURRY	2	0	0	0	0	0	2
SUSSEX	3	3	0	0	0	0	0
TAZEWELL	12	7	0	3	1	0	1
VIRGINIA BEACH	804	432	40	120	7	3	202
WARREN	47	32	0	7	3	0	5
WASHINGTON	16	9	0	5	0	0	2
WAYNESBORO	22	14	1	3	0	0	4
WESTMORELAND	8	4	0	3	0	0	1
WILLIAMSBURG	95	29	8	33	0	1	24
WINCHESTER	73	34	0	12	1	2	24
WISE	13	11	1	0	0	0	1
WYTHE	17	12	1	4	0	0	0
YORK	102	47	3	19	0	0	33
UNKNOWN	9	4	0	3	0	0	2
STATE TOTAL	8459	4895	300	1605	171	34	1544
WASHINGTON							
ADAMS	25	21	0	4	0	0	0
ASOTIN	41	29	0	9	0	0	3
BENTON	135	86	5	38	0	0	6
CHELAN	123	81	5	26	2	0	9
CLALLAM	162	103	3	28	2	0	26
CLARK	881	465	17	155	15	1	228
COLUMBIA	8	6	0	2	0	0	0
COWITZ	81	56	3	16	0	0	6
DOUGLAS	7	5	0	2	0	0	0
FERRY	15	10	1	2	1	0	1
FRANKLIN	61	47	1	11	1	0	1
GARFIELD	5	4	1	0	0	0	0
GRANT	215	164	3	40	2	0	6
GRAYS HARBOR	64	45	0	13	1	0	5
ISLAND	317	187	13	44	1	0	72
JEFFERSON	76	37	1	14	1	2	21
KING	8147	5107	70	1084	189	31	1666
KITSAP	243	160	2	36	3	2	40
KITTITAS	116	46	1	37	1	3	28
KLICKITAT	46	22	0	9	0	2	13
LEWIS	109	79	6	13	1	0	10
LINCOLN	27	20	1	1	0	0	5
MASON	65	36	2	15	0	0	12
OKANOGAN	116	48	59	7	0	1	1
PACIFIC	16	11	0	3	0	0	2
PEND OREILLE	16	8	0	5	0	1	2
PIERCE	2652	1786	43	251	23	9	540
SAN JUAN	105	52	0	22	3	2	26
SKAGIT	186	110	3	33	1	4	35
SKAMANIA	18	11	0	4	0	0	3
SNOHOMISH	2163	1868	24	146	8	2	115
SPOKANE	1016	730	22	134	12	4	124
STEVENS	52	38	0	10	1	0	3
THURSTON	416	250	6	74	2	4	86
WAHKIAKUM	2	2	0	0	0	0	0
WALLA WALLA	108	73	4	21	1	0	9

**NON-PILOTS-CONTINUED
BY STATE AND COUNTY
AS OF DECEMBER 31, 1992**

State-County	Total	Mechanic	Parachute Rigger	Ground Instructor	Dispatcher	Flight Navigator	Flight Engineer
WASHINGTON—Continued							
WHATCOM	176	98	6	40	2	2	28
WHITMAN	71	59	0	10	0	0	2
YAKIMA	242	177	5	49	1	0	10
UNKNOWN	5	3	0	2	0	0	0
STATE TOTAL	18329	12140	307	2410	274	70	3128
WEST VIRGINIA							
BARBOUR	9	9	0	0	0	0	0
BERKELEY	74	51	1	17	0	0	5
BOONE	5	3	1	1	0	0	0
BRAXTON	4	3	0	1	0	0	0
BROOKE	20	17	1	2	0	0	0
CABELL	48	26	3	13	2	0	4
CALHOUN	14	14	0	0	0	0	0
CLAY	2	1	1	0	0	0	0
DODDRIDGE	6	2	0	3	0	0	1
FAYETTE	24	13	0	7	0	0	4
GILMER	2	2	0	0	0	0	0
GRANT	7	5	1	1	0	0	0
GREENBRIER	46	37	0	6	0	0	3
HAMPSHIRE	3	3	0	0	0	0	0
HANCOCK	57	52	0	2	0	0	3
HARDY	5	4	1	0	0	0	0
HARRISON	132	100	1	25	1	0	5
JACKSON	13	8	1	4	0	0	0
JEFFERSON	59	33	2	8	0	0	16
KANAWHA	147	100	7	33	0	0	7
LEWIS	11	9	0	2	0	0	0
LINCOLN	3	2	1	0	0	0	0
LOGAN	16	12	1	2	0	0	1
MARION	50	34	2	13	0	0	1
MARSHALL	18	13	0	3	1	0	1
MASON	9	9	0	0	0	0	0
MCDOWELL	7	7	0	0	0	0	0
MERCER	25	15	1	8	0	0	1
MINERAL	13	9	0	3	0	0	1
MINGO	5	5	0	0	0	0	0
MONONGALIA	49	32	2	15	0	0	0
MONROE	8	7	0	0	0	0	1
MORGAN	18	11	0	4	0	0	3
NICHOLAS	17	16	1	0	0	0	0
OHIO	41	28	0	11	0	0	2
PENDLETON	2	1	1	0	0	0	0
PLEASANTS	5	5	0	0	0	0	0
POCAHONTAS	1	0	1	0	0	0	1
PRESTON	24	14	7	2	0	0	1
PUTNAM	24	15	2	6	0	0	0
RALEIGH	35	24	0	10	1	0	2
RANDOLPH	15	9	0	4	0	0	0
RITCHIE	4	3	0	1	0	0	0
ROANE	4	3	0	1	0	0	0
SUMMERS	12	7	0	5	0	0	0
TAYLOR	20	18	0	1	0	0	1
TUCKER	3	1	1	1	0	0	0
TYLER	5	3	0	2	0	0	0
UPSHUR	8	3	0	5	0	0	0
WAYNE	13	11	0	2	0	0	0
WEBSTER	4	3	0	1	0	0	0
WETZEL	21	18	0	2	0	0	1

**NON-PILOTS-CONTINUED
BY STATE AND COUNTY
AS OF DECEMBER 31, 1992**

State-County	Total	Mechanic	Parachute Rigger	Ground Instructor	Dispatcher	Flight Navigator	Flight Engineer
WEST VIRGINIA—							
Continued							
WIRT	2	1	0	1	0	0	0
WOOD	73	47	2	17	1	0	6
WYOMING	2	2	0	0	0	0	0
UNKNOWN	0	0	0	0	0	0	0
STATE TOTAL	1244	880	42	245	6	0	71
WISCONSIN							
ADAMS	7	6	0	1	0	0	0
ASHLAND	14	7	0	4	0	0	3
BARRON	44	29	0	10	0	0	5
BAYFIELD	14	8	0	5	0	0	1
BROWN	134	88	3	34	0	0	9
BUFFALO	17	15	0	2	0	0	0
BURNETT	15	12	0	2	0	0	1
CALUMET	20	15	2	2	0	0	1
CHIPPEWA	42	31	0	8	0	0	3
CLARK	28	24	2	1	0	0	1
COLUMBIA	55	39	2	9	0	0	5
CRAWFORD	5	3	0	1	0	0	1
DANE	361	189	10	93	4	0	65
DODGE	32	26	1	3	1	0	1
DOOR	15	12	0	1	0	0	2
DOUGLAS	39	26	2	7	1	0	3
DUNN	33	25	0	6	0	0	2
EAU CLAIRE	64	36	4	18	1	0	5
FLORENCE	6	5	0	1	0	0	0
FOND DU LAC	99	71	2	21	0	1	4
FOREST	5	4	0	1	0	0	0
GRANT	21	13	0	7	0	0	1
GREEN	39	28	0	8	0	0	3
GREEN LAKE	10	8	1	1	0	0	0
IOWA	19	14	1	4	0	0	0
IRON	7	4	1	2	0	0	0
JACKSON	11	7	0	2	0	0	2
JEFFERSON	71	47	1	17	0	0	6
JUNEAU	16	10	1	5	0	0	0
KENOSHA	269	189	4	49	2	0	25
KEWAUNEE	8	8	0	0	0	0	0
LA CROSSE	84	50	2	21	2	0	9
LAFAYETTE	5	2	1	1	0	0	1
LANGLADE	11	9	0	2	0	0	0
LINCOLN	34	25	1	6	0	0	2
MANITOWOC	54	36	1	14	1	0	2
MARATHON	84	58	2	15	4	0	5
MARINETTE	29	25	0	3	0	0	1
MARQUETTE	10	7	1	2	0	0	0
MENOMINEE	1	0	0	1	0	0	0
MILWAUKEE	896	626	25	162	20	1	62
MONROE	29	22	0	6	0	0	1
OCONTO	22	14	1	5	0	0	2
ONEIDA	44	30	2	8	0	0	4
OUTGAMIE	282	228	5	34	10	0	5
OZAUKEE	72	38	1	24	0	0	9
PEPIN	10	10	0	0	0	0	0
PIERCE	116	74	0	14	0	0	28
POLK	55	42	1	4	1	0	7
PORTAGE	49	33	0	10	1	0	5
PRICE	14	11	0	0	2	0	1
RACINE	299	221	1	44	2	0	31

**NON-PILOTS-CONTINUED
BY STATE AND COUNTY
AS OF DECEMBER 31, 1992**

State-County	Total	Mechanic	Parachute Rigger	Ground Instructor	Dispatcher	Flight Navigator	Flight Engineer
WISCONSIN—Continued							
RICHLAND	21	14	1	4	0	0	2
ROCK	269	213	4	32	0	0	20
RUSK	20	16	0	3	0	0	1
SAUK	45	39	1	2	0	0	3
SAWYER	21	14	0	5	0	0	2
SHAWANO	27	19	0	6	0	0	2
SHEBOYGAN	73	51	0	16	0	0	6
ST CROIX	162	110	2	12	7	0	31
TAYLOR	14	8	0	3	1	0	2
TREMPEALEAU	32	25	0	4	0	0	3
VERNON	19	13	0	4	0	0	2
VILAS	24	15	0	7	0	0	2
WALWORTH	189	106	6	31	2	0	44
WASHBURN	31	20	1	6	0	0	4
WASHINGTON	109	81	0	20	1	0	7
WAUKESHA	364	231	13	82	3	0	35
WAUPACA	77	59	4	11	0	0	3
WAUSHARA	19	13	0	5	0	0	1
WINNEBAGO	302	227	1	52	4	0	18
WOOD	40	26	2	8	1	0	3
UNKNOWN	0	0	0	0	0	0	0
STATE TOTAL	5578	3860	116	1014	71	2	515
WYOMING							
ALBANY	43	29	0	9	1	0	4
BIG HORN	92	71	2	7	0	0	12
CAMPBELL	43	33	1	6	0	0	3
CARBON	29	19	0	8	1	0	1
CONVERSE	23	19	0	4	0	0	0
CROOK	8	7	0	1	0	0	0
FREMONT	67	54	0	12	1	0	0
GOSHEN	18	16	0	2	0	0	0
HOT SPRINGS	14	10	2	2	0	0	0
JOHNSON	11	8	1	2	0	0	0
LARAMIE	448	378	8	36	2	1	23
LINCOLN	27	24	0	2	0	0	1
NATRONA	144	107	9	20	0	0	8
NIobrara	6	5	0	1	0	0	0
PARK	56	33	2	13	1	0	7
PLATTE	22	19	0	1	0	0	2
SHERIDAN	78	45	2	23	2	0	6
SUBLETTE	22	16	1	1	1	0	3
SWEETWATER	35	26	1	6	1	0	1
TETON	56	20	1	16	1	2	16
UINTA	24	13	0	4	0	0	7
WASHAKIE	26	24	0	1	0	0	1
WESTON	12	9	0	3	0	0	0
UNKNOWN	0	0	0	0	0	0	0
STATE TOTAL	1304	985	30	180	11	3	95
TOTAL 50 STATES	516072	367698	7970	70931	9898	1133	58442
OTHER U.S. AREAS							
AMERICAN SAMOA	18	12	0	5	0	0	1
CANAL ZONE	36	13	18	3	2	0	0
GUAM	276	152	3	31	8	0	82
PUERTO RICO	1398	1107	12	168	73	0	38
VIRGIN ISLANDS	153	108	2	30	3	0	10
WAKE ISLAND	9	9	0	0	0	0	0
OTHER TOTAL	1890	1401	35	237	86	0	131
TOTAL FOREIGN	24476	16971	193	2345	2366	21	2580
TOTAL U.S. AIRMAN	540548	384669	8163	73276	12264	1154	61022

² Military personal holding civilian certificate stationed in a foreign country

**NON-PILOTS
BY REGION**

**NON-PILOTS
BY REGION
AS OF DECEMBER 31, 1992**

Region	Total	Mechanic	Parachute Rigger	Ground Instructor	Dispatcher	Flight Navigator	Flight Engineer
ALASKA	5566	3805	117	883	240	8	513
CENTRAL	25488	19951	385	3540	174	5	1433
EASTERN	72202	52608	1253	9791	2255	180	6115
GREAT LAKES	70166	49180	1062	11241	1306	31	7346
NEW ENGLAND	21251	14813	277	3080	308	134	2639
NORTHWESTERN	47153	30827	1169	6902	620	136	7499
SOUTHERN	98054	66118	1511	13138	2283	246	14758
SOUTHWESTERN	75236	55515	882	9456	1130	71	8182
WESTERN	100956	74881	1314	12900	1582	322	9957
REGION TOTAL ¹	516072	367698	7970	70931	9898	1133	58442

¹ Excludes those outside the 50 states