

12

L02

AD-A268 240



Department of Defense
SELECTED MEDICAL CARE STATISTICS
Quarter Ending March 31, 1993

DTIC
ELECTE
AUG 04 1993
S A D



This document has been approved
for public release and sale; its
distribution is unlimited.

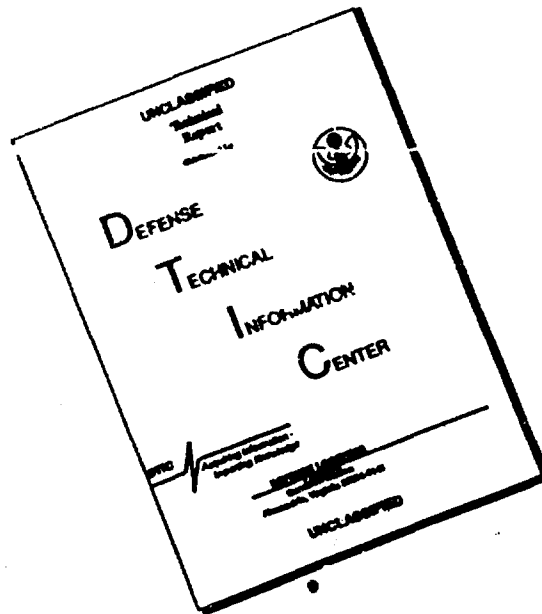
93 8 3 184

whs

DIRECTORATE FOR INFORMATION
OPERATIONS AND REPORTS (DIOR)

93-17472
#116
2796

DISCLAIMER NOTICE



THIS DOCUMENT IS BEST QUALITY AVAILABLE. THE COPY FURNISHED TO DTIC CONTAINED A SIGNIFICANT NUMBER OF PAGES WHICH DO NOT REPRODUCE LEGIBLY.

Department of Defense Selected Medical Care Statistics

Quarter Ending March 31, 1993

Washington Headquarters Services
Directorate for Information
Operations and Reports

Accession For	
NTIS	<input checked="" type="checkbox"/> CRA&I
DTIC	<input type="checkbox"/> TAB
Unannounced	<input type="checkbox"/>
Justification	
By	
Distribution /	
Availability Codes	
Dist	Avail and/or Special
A-1	

~~FOR SALE BY THE SUPERINTENDENT OF DOCUMENTS
U.S. GOVERNMENT PRINTING OFFICE
WASHINGTON, D. C. 20402~~

DTIC and NTIS identification number for this publication is DIOR/L02-93/02

DTIC QUALITY INSPECTED 3

FOREWORD

Selected Medical Care Statistics (SMCS) is a quarterly publication prepared by the Washington Headquarters Services, Directorate for Information Operations and Reports (WHS/DIOR) of the Office of the Secretary of Defense.

SMCS presents quarterly summary data concerning medical care provided at fixed military medical facilities located in: (1) the United States and (2) outside the United States, in territories, possessions, and foreign countries. This publication contains pie charts which are based on the percent of the worldwide DoD total for each of the categories. Admissions and beds occupied by dependents of other uniformed personnel (Public Health Service (PHS), Coast Guard (CG), National Oceanic Atmospheric Administration (NOAA)) are less than one percent and are included in the "other" category on applicable charts and graphs.

This publication is generated from a data base developed and maintained in consonance with Department of Defense Instruction (DoDI) 6015.14, July 13, 1990, under Report Control Symbol DA&M(Q)1474 by the Manpower Management Information Division of WHS/DIOR.

TABLE OF CONTENTS

TABLE NUMBER		PAGE
Table 1.1	Operating Beds/Operating Bassinets/Beds Occupied - Worldwide.....	1
Figure 1.1	Beds Occupied - Percent of DoD Total Worldwide.....	3
Table 1.2	Operating Beds/Operating Bassinets/Beds Occupied in the United States.....	4
Table 1.3	Operating Beds/Operating Bassinets/Beds Occupied Outside the United States.....	6
Table 2.1	Admissions - Worldwide.....	8
Figure 2.1	Admissions - Percent of DoD Total Worldwide.....	10
Table 2.2	Admissions in the United States.....	11
Table 2.3	Admissions Outside the United States.....	13
Table 3.1	Outpatient Visits and Live Births - Worldwide.....	15
Figure 3.1	Outpatient Visits - Percent of Worldwide Total.....	17
Table 3.2	Outpatient Visits and Live Births in the United States.....	18
Table 3.3	Outpatient Visits and Live Births Outside the United States.....	20
	GLOSSARY.....	23

**TABLE 1.1
DEPARTMENT OF DEFENSE
OPERATING BEDS/OPERATING BASSINETS/BEDS OCCUPIED
AT FIXED MILITARY FACILITIES - WORLDWIDE
FOR QUARTER ENDING MARCH 31, 1993**

WORLDWIDE		DOD TOTAL	ARMY FACILITIES	NAVY FACILITIES	AIR FORCE FACILITIES
NUMBER OF OPERATING BEDS	- TOTAL	12,365	5,260	3,378	3,727
NUMBER OF OPERATING BASSINETS	- TOTAL	1,682	520	221	941
NUMBER OF BEDS OCCUPIED (DAILY AVERAGE (ADPL))	- TOTAL	8,186	3,982 *	1,968	2,236
BEDS OCCUPIED BY US ACTIVE DUTY UNIFORMED PERSONNEL	- TOTAL	2,776	1,254	887	635
MILITARY	- TOTAL	2,754	1,248	878	628
ARMY		1,195	1,057	48	90
NAVY-MARINE CORPS		957	99	801	57
AIR FORCE		602	92	29	481
OTHER UNIFORMED PERSONNEL (PHS,CG,NOAA)	- TOTAL	22	6	9	7
BEDS OCCUPIED BY RETIRED US UNIFORMED PERSONNEL	- TOTAL	1,663	817	318	528
RETIRED MILITARY	- TOTAL	1,645	812	312	521
ARMY		706	549	55	102
NAVY-MARINE CORPS		387	92	213	82
AIR FORCE		552	171	44	337
OTHER RETIRED UNIFORMED PERSONNEL (PHS,CG,NOAA)	- TOTAL	18	5	6	7

Prepared by: Washington Headquarters Services
Directorate for Information
Operations and Reports

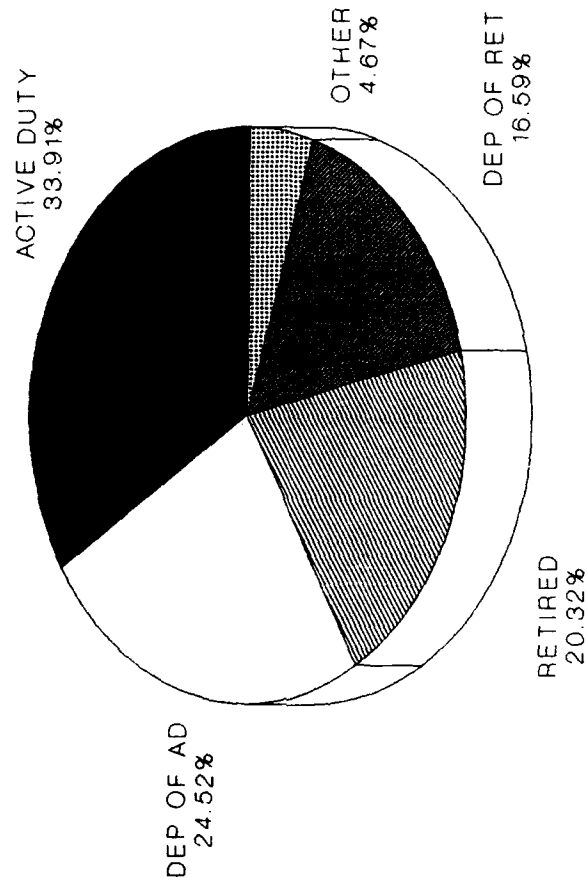
*Bassinets are included in this figure.

**TABLE 1.1
DEPARTMENT OF DEFENSE
OPERATING BEDS/OPERATING BASSINETS/BEDS OCCUPIED
AT FIXED MILITARY FACILITIES - WORLDWIDE
FOR QUARTER ENDING MARCH 31, 1993**

WORLDWIDE	DOD TOTAL	ARMY FACILITIES	NAVY FACILITIES	AIR FORCE FACILITIES
BEDS OCCUPIED BY DEPENDENTS OF US ACTIVE DUTY MILITARY PERSONNEL	2,007	961	472	574
- TOTAL				
ARMY	859	756	28	75
NAVY-MARINE CORPS	559	91	410	58
AIR FORCE	589	114	34	441
BEDS OCCUPIED BY DEPENDENTS OF RETIRED AND DECEASED US MILITARY PERSONNEL	1,358	659	251	448
- TOTAL				
ARMY	581	453	43	85
NAVY-MARINE CORPS	314	75	171	68
AIR FORCE	463	131	37	295
BEDS OCCUPIED BY DEPENDENTS OF OTHER UNIFORMED PERSONNEL (PHS, CG, NOAA)	35	11	15	9
- TOTAL				
BEDS OCCUPIED BY ALL OTHER BENEFICIARIES	347	280	25	42
- TOTAL				

Prepared by: Washington Headquarters Services
Directorate for Information
Operations and Reports

**BEDS OCCUPIED
PERCENT OF TOTAL WORLDWIDE
QUARTER ENDING MARCH 31, 1993**



Prepared by: Washington Headquarters Services
Directorate for Information
Operations and Reports

FIGURE 1.1

**TABLE 1.2
DEPARTMENT OF DEFENSE
OPERATING BEDS/OPERATING BASSINETS/BEDS OCCUPIED
AT FIXED MILITARY FACILITIES IN THE UNITED STATES
FOR QUARTER ENDING MARCH 31, 1993**

UNITED STATES	DOD TOTAL	ARMY FACILITIES	NAVY FACILITIES	AIR FORCE FACILITIES
NUMBER OF OPERATING BEDS - TOTAL	11,134	4,718	2,949	3,467
NUMBER OF OPERATING BASSINETS - TOTAL	1,452	433	181	838
NUMBER OF BEDS OCCUPIED (DAILY AVERAGE (ADPL)) - TOTAL	7,471	3,608 *	1,752	2,111
BEDS OCCUPIED BY US ACTIVE DUTY UNIFORMED PERSONNEL - TOTAL	2,401	1,060	763	578
MILITARY	2,379	1,054	754	571
ARMY	1,028	898	44	86
NAVY-MARINE CORPS	828	87	690	51
AIR FORCE	523	69	20	434
OTHER UNIFORMED PERSONNEL (PHS, CG, NOAA) - TOTAL	22	6	9	7
BEDS OCCUPIED BY RETIRED US UNIFORMED PERSONNEL - TOTAL	1,631	801	306	524
RETIRED MILITARY	1,613	796	300	517
ARMY	690	538	51	101
NAVY-MARINE CORPS	382	91	209	82
AIR FORCE	541	167	40	334
OTHER RETIRED UNIFORMED PERSONNEL (PHS, CG, NOAA) - TOTAL	18	5	6	7

Prepared by: Washington Headquarters Services
Directorate for Information
Operations and Reports

*Bassinets are included in this figure.

**TABLE 1.2
DEPARTMENT OF DEFENSE
OPERATING BEDS/OPERATING BASSINETS/BEDS OCCUPIED
AT FIXED MILITARY FACILITIES IN THE UNITED STATES
FOR QUARTER ENDING MARCH 31, 1993**

UNITED STATES	DOD TOTAL	ARMY FACILITIES	NAVY FACILITIES	AIR FORCE FACILITIES
BEDS OCCUPIED BY DEPENDENTS OF US ACTIVE DUTY MILITARY PERSONNEL	1,766	840	412	514
ARMY	753	661	24	68
NAVY-MARINE CORPS	511	88	369	54
AIR FORCE	502	91	19	392
BEDS OCCUPIED BY DEPENDENTS OF RETIRED AND DECEASED US MILITARY PERSONNEL	1,337	647	243	447
ARMY	570	445	40	85
NAVY-MARINE CORPS	310	74	168	68
AIR FORCE	457	128	35	294
BEDS OCCUPIED BY DEPENDENTS OF OTHER UNIFORMED PERSONNEL (PHS,CG,NOAA)	34	11	14	9
BEDS OCCUPIED BY ALL OTHER BENEFICIARIES	302	249	14	39

Prepared by: Washington Headquarters Services
Directorate for Information
Operations and Reports

**TABLE 1.3
DEPARTMENT OF DEFENSE
OPERATING BEDS/OPERATING BASSINETS/BEDS OCCUPIED
AT FIXED MILITARY FACILITIES OUTSIDE THE UNITED STATES
FOR QUARTER ENDING MARCH 31, 1993**

OUTSIDE UNITED STATES	DOD TOTAL	ARMY FACILITIES	NAVY FACILITIES	AIR FORCE FACILITIES
NUMBER OF OPERATING BEDS - TOTAL	1,231	542	429	260
NUMBER OF OPERATING BASSINETS - TOTAL	230	87	40	103
NUMBER OF BEDS OCCUPIED (DAILY AVERAGE (ADPL)) - TOTAL	715	374 *	216	125
BEDS OCCUPIED BY US ACTIVE DUTY UNIFORMED PERSONNEL - TOTAL	375	194	124	57
MILITARY	375	194	124	57
ARMY	167	159	4	4
NAVY-MARINE CORPS	129	12	111	6
AIR FORCE	79	23	9	47
OTHER UNIFORMED PERSONNEL (PHS,CG,NOAA) - TOTAL	0	0	0	0
BEDS OCCUPIED BY RETIRED US UNIFORMED PERSONNEL - TOTAL	32	16	12	4
RETIRED MILITARY	32	16	12	4
ARMY	16	11	4	1
NAVY-MARINE CORPS	5	1	4	0
AIR FORCE	11	4	4	3
OTHER RETIRED UNIFORMED PERSONNEL (PHS,CG,NOAA) - TOTAL	0	0	0	0

Prepared by: Washington Headquarters Services
Directorate for Information
Operations and Reports

*Bassinets are included in this figure.

**TABLE 1.3
DEPARTMENT OF DEFENSE
OPERATING BEDS/OPERATING BASSINETS/BEDS OCCUPIED
AT FIXED MILITARY FACILITIES OUTSIDE THE UNITED STATES
FOR QUARTER ENDING MARCH 31, 1993**

OUTSIDE UNITED STATES	DOD TOTAL	ARMY FACILITIES	NAVY FACILITIES	AIR FORCE FACILITIES
BEDS OCCUPIED BY DEPENDENTS OF US ACTIVE MILITARY PERSONNEL	241	121	60	60
ARMY	106	95	4	7
NAVY-MARINE CORPS	48	3	41	4
AIR FORCE	87	23	15	49
BEDS OCCUPIED BY DEPENDENTS OF RETIRED AND DECEASED US MILITARY PERSONNEL	21	12	8	1
ARMY	11	8	3	0
NAVY-MARINE CORPS	4	1	3	0
AIR FORCE	6	3	2	1
BEDS OCCUPIED BY DEPENDENTS OF OTHER UNIFORMED PERSONNEL (PHS, CG, NOAA)	1	0	1	0
BEDS OCCUPIED BY ALL OTHER BENEFICIARIES	45	31	11	3

Prepared by: Washington Headquarters Services
Directorate for Information
Operations and Reports

**TABLE 2.1
DEPARTMENT OF DEFENSE
ADMISSIONS AT FIXED MILITARY FACILITIES - WORLDWIDE
FOR QUARTER ENDING MARCH 31, 1993**

WORLDWIDE		DOD TOTAL	ARMY FACILITIES	NAVY FACILITIES	AIR FORCE FACILITIES
NUMBER OF ADMISSIONS	- TOTAL	178,385	85,291*	41,944	51,150
ADMISSIONS OF US ACTIVE DUTY UNIFORMED PERSONNEL	- TOTAL	54,686	25,494	15,578	13,614
MILITARY	- TOTAL	54,079	25,343	15,276	13,460
ARMY		23,832	21,842	605	1,385
NAVY-MARINE CORPS		16,677	1,761	13,967	949
AIR FORCE		13,570	1,740	704	11,126
OTHER UNIFORMED PERSONNEL (PHS, CG, NOAA)	- TOTAL	607	151	302	154
ADMISSIONS OF RETIRED US UNIFORMED PERSONNEL	- TOTAL	28,848	13,947	5,702	9,199
ADMISSIONS OF RETIRED MILITARY	- TOTAL	28,575	13,859	5,588	9,128
ARMY		12,038	9,312	941	1,785
NAVY-MARINE CORPS		6,657	1,547	3,792	1,318
AIR FORCE		9,880	3,000	855	6,025
ADMISSIONS OF OTHER RETIRED UNIFORMED PERSONNEL (PHS, CG, NOAA)	- TOTAL	273	88	114	71

Prepared by: Washington Headquarters Services
Directorate for Information
Operations and Reports

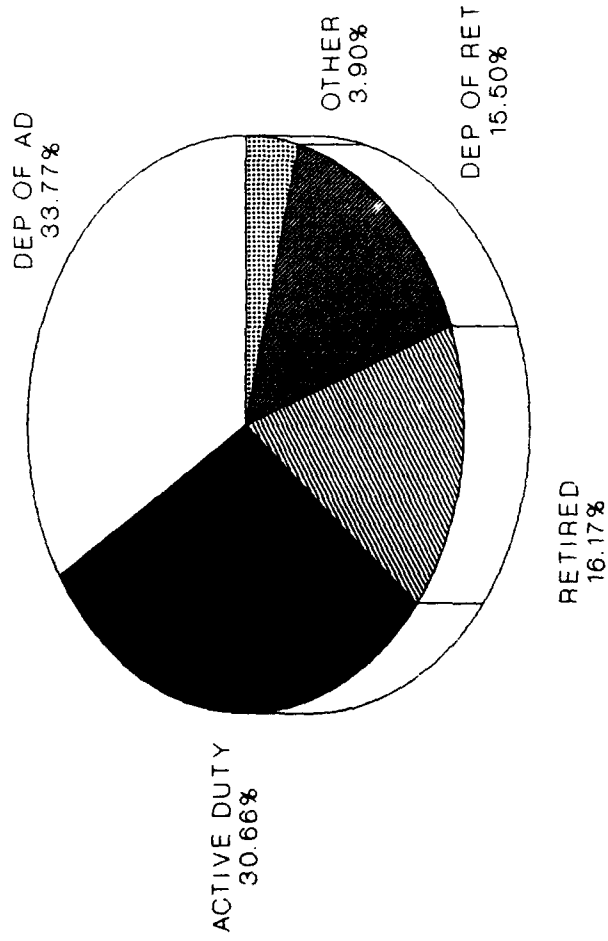
*Live births are included in this figure.

**TABLE 2.1
DEPARTMENT OF DEFENSE
ADMISSIONS AT FIXED MILITARY FACILITIES - WORLDWIDE
FOR QUARTER ENDING MARCH 31, 1993**

WORLDWIDE	DOD TOTAL	ARMY FACILITIES	NAVY FACILITIES	AIR FORCE FACILITIES
ADMISSIONS OF DEPENDENTS OF US ACTIVE DUTY MILITARY PERSONNEL	- TOTAL 60,235	28,029	14,657	17,549
ARMY	25,193	22,663	726	1,804
NAVY-MARINE CORPS	17,227	2,481	12,997	1,749
AIR FORCE	17,815	2,885	934	13,996
ADMISSIONS OF DEPENDENTS OF RETIRED AND DECEASED US MILITARY PERSONNEL	- TOTAL 27,655	12,925	5,187	9,543
ARMY	11,582	8,883	876	1,823
NAVY-MARINE CORPS	6,240	1,381	3,497	1,362
AIR FORCE	9,833	2,661	814	6,358
ADMISSIONS OF DEPENDENTS OF OTHER UNIFORMED MILITARY PERSONNEL	- TOTAL 843	250	345	248
ADMISSIONS OF ALL OTHER BENEFICIARIES	- TOTAL 6,118	4,646	475	997

Prepared by: Washington Headquarters Services
Directorate for Information
Operations and Reports

**ADMISSIONS
PERCENT OF TOTAL WORLDWIDE
QUARTER ENDING MARCH 31, 1993**



**Prepared by: Washington Headquarters Services
Directorate for Information
Operations and Reports**

FIGURE 2.1

TABLE 2.2
DEPARTMENT OF DEFENSE
ADMISSIONS AT FIXED MILITARY FACILITIES IN THE UNITED STATES
FOR QUARTER ENDING MARCH 31, 1993

UNITED STATES		DOD TOTAL	ARMY FACILITIES	NAVY FACILITIES	AIR FORCE FACILITIES
NUMBER OF ADMISSIONS	- TOTAL	161,049	76,289 *	37,270	47,490
ADMISSIONS OF US ACTIVE DUTY UNIFORMED PERSONNEL	- TOTAL	46,826	21,387	13,419	12,020
MILITARY	- TOTAL	46,239	21,237	13,134	11,868
ARMY		20,201	18,426	520	1,255
NAVY-MARINE CORPS		14,521	1,538	12,184	799
AIR FORCE		11,517	1,273	430	9,814
OTHER UNIFORMED PERSONNEL (PHS, CG, NOAA)	- TOTAL	587	150	285	152
ADMISSIONS OF RETIRED US UNIFORMED PERSONNEL	- TOTAL	28,227	13,618	5,510	9,099
ADMISSIONS OF RETIRED MILITARY	- TOTAL	27,956	13,531	5,397	9,028
ARMY		11,720	9,085	871	1,764
NAVY-MARINE CORPS		6,551	1,531	3,708	1,312
AIR FORCE		9,685	2,915	818	5,952
ADMISSIONS OF OTHER RETIRED UNIFORMED PERSONNEL (PHS, CG, NOAA)	- TOTAL	271	87	113	71

Prepared by: Washington Headquarters Services
 Directorate for Information
 Operations and Reports

*Live births are included in this figure.

**TABLE 2.2
DEPARTMENT OF DEFENSE
ADMISSIONS AT FIXED MILITARY FACILITIES IN THE UNITED STATES
FOR QUARTER ENDING MARCH 31, 1993**

UNITED STATES	DOD TOTAL	ARMY FACILITIES	NAVY FACILITIES	AIR FORCE FACILITIES
ADMISSIONS OF DEPENDENTS OF US ACTIVE DUTY MILITARY PERSONNEL	52,852	24,302	12,800	15,750
- TOTAL				
ARMY	21,907	19,648	592	1,667
NAVY-MARINE CORPS	15,770	2,400	11,712	1,658
AIR FORCE	15,175	2,254	496	12,425
ADMISSIONS OF DEPENDENTS OF RETIRED AND DECEASED US MILITARY PERSONNEL	27,139	12,701	4,962	9,476
- TOTAL				
ARMY	11,328	8,731	788	1,809
NAVY-MARINE CORPS	6,128	1,364	3,408	1,356
AIR FORCE	9,683	2,606	766	6,311
ADMISSIONS OF DEPENDENTS OF OTHER UNIFORMED MILITARY PERSONNEL	821	248	326	247
- TOTAL				
ADMISSIONS OF ALL OTHER BENEFICIARIES	5,184	4,033	253	898
- TOTAL				

Prepared by: Washington Headquarters Services
Directorate for Information
Operations and Reports

**TABLE 2.3
DEPARTMENT OF DEFENSE
ADMISSIONS AT FIXED MILITARY FACILITIES OUTSIDE THE UNITED STATES
FOR QUARTER ENDING MARCH 31, 1993**

OUTSIDE UNITED STATES	DOD TOTAL	ARMY FACILITIES	NAVY FACILITIES	AIR FORCE FACILITIES
NUMBER OF ADMISSIONS	17,336	9,002 *	4,674	3,660
ADMISSIONS OF US ACTIVE DUTY UNIFORMED PERSONNEL	7,860	4,107	2,159	1,594
MILITARY	7,840	4,106	2,142	1,592
ARMY	3,631	3,416	85	130
NAVY-MARINE CORPS	2,156	223	1,783	150
AIR FORCE	2,053	467	274	1,312
OTHER UNIFORMED PERSONNEL (PHS, CG, NOAA)	20	1	17	2
ADMISSIONS OF RETIRED US UNIFORMED PERSONNEL	621	329	192	100
ADMISSIONS OF RETIRED MILITARY	619	328	191	100
ARMY	318	227	70	21
NAVY-MARINE CORPS	106	16	84	6
AIR FORCE	195	85	37	73
ADMISSIONS OF OTHER RETIRED UNIFORMED PERSONNEL (PHS, CG, NOAA)	2	1	1	0

Prepared by: Washington Headquarters Services
Directorate for Information
Operations and Reports

*Live births are included in this figure.

**TABLE 2.3
DEPARTMENT OF DEFENSE
ADMISSIONS AT FIXED MILITARY FACILITIES OUTSIDE THE UNITED STATES
FOR QUARTER ENDING MARCH 31, 1993**

OUTSIDE UNITED STATES	DOD TOTAL	ARMY FACILITIES	NAVY FACILITIES	AIR FORCE FACILITIES
ADMISSIONS OF DEPENDENTS OF US ACTIVE DUTY MILITARY PERSONNEL	- TOTAL 7,383	3,727	1,857	1,799
ARMY	3,286	3,015	134	137
NAVY-MARINE CORPS	1,457	81	1,285	91
AIR FORCE	2,640	631	438	1,571
ADMISSIONS OF DEPENDENTS OF RETIRED AND DECEASED US MILITARY PERSONNEL	- TOTAL 516	224	225	67
ARMY	254	152	88	14
NAVY-MARINE CORPS	112	17	89	6
AIR FORCE	150	55	48	47
ADMISSIONS OF DEPENDENTS OF OTHER UNIFORMED MILITARY PERSONNEL	- TOTAL 22	2	19	1
ADMISSIONS OF ALL OTHER BENEFICIARIES	- TOTAL 934	613	222	99

Prepared by: Washington Headquarters Services
Directorate for Information
Operations and Reports

**TABLE 3.1
DEPARTMENT OF DEFENSE
OUTPATIENT VISITS AND LIVE BIRTHS
AT FIXED MILITARY FACILITIES - WORLDWIDE
FOR QUARTER ENDING MARCH 31, 1993**

WORLDWIDE	DOD TOTAL	ARMY FACILITIES	NAVY FACILITIES	AIR FORCE FACILITIES
NUMBER OF OUTPATIENT VISITS	- TOTAL	4,915,633	2,855,874	3,796,251
OUTPATIENT VISITS BY US ACTIVE DUTY UNIFORMED PERSONNEL	- TOTAL	1,820,815	1,339,542	1,140,757
MILITARY	- TOTAL	1,815,608	1,326,917	1,134,951
ARMY	1,808,079	1,719,743	25,306	63,030
NAVY-MARINE CORPS	1,374,262	48,854	1,283,543	41,865
AIR FORCE	1,095,135	47,011	18,068	1,030,056
OTHER UNIFORMED PERSONNEL (PHS, CG, NOAA)	- TOTAL	5,207	12,625	5,806
OUTPATIENT VISITS BY RETIRED US UNIFORMED PERSONNEL - TOTAL	1,162,225	497,766	213,990	450,469
OUTPATIENT VISITS BY DEPENDENTS OF US ACTIVE DUTY UNIFORMED PERSONNEL	- TOTAL	1,711,173	911,215	1,518,708
DEPENDENTS OF MILITARY PERSONNEL	- TOTAL	1,700,804	895,610	1,505,421
ARMY	1,627,552	1,471,132	37,885	118,535
NAVY-MARINE CORPS	1,038,280	113,551	825,830	98,899
AIR FORCE	1,436,003	116,121	31,895	1,287,987
DEPENDENTS OF OTHER UNIFORMED PERSONNEL (PHS, CG, NOAA)	- TOTAL	10,369	15,605	13,287

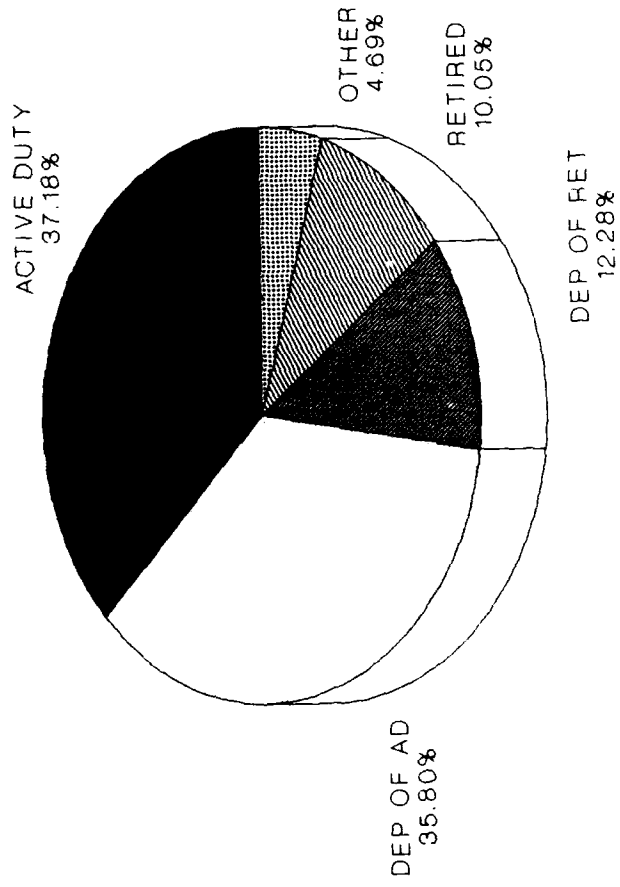
Prepared by: Washington Headquarters Services
Directorate for Information
Operations and Reports

**TABLE 3.1
DEPARTMENT OF DEFENSE
OUTPATIENT VISITS AND LIVE BIRTHS
AT FIXED MILITARY FACILITIES - WORLDWIDE
FOR QUARTER ENDING MARCH 31, 1993**

WORLDWIDE	DOD TOTAL	ARMY FACILITIES	NAVY FACILITIES	AIR FORCE FACILITIES
OUTPATIENT VISITS BY DEPENDENTS OF RETIRED AND DECEASED US UNIFORMED PERSONNEL - TOTAL	1,420,895	611,526	230,616	578,753
OUTPATIENT VISITS BY ALL OTHER BENEFICIARIES - TOTAL	542,428	274,353	160,511	107,564
NUMBER OF LIVE BIRTHS - TOTAL	19,083	8,078	4,793	6,212

Prepared by: Washington Headquarters Services
Directorate for Information
Operations and Reports

**OUTPATIENT VISITS
PERCENT OF WORLDWIDE TOTAL
QUARTER ENDING MARCH 31, 1993**



**Prepared by: Washington Headquarters Services
Directorate for Information
Operations and Reports**

FIGURE 3.1

**TABLE 3.2
DEPARTMENT OF DEFENSE
OUTPATIENT VISITS AND LIVE BIRTHS
AT FIXED MILITARY FACILITIES IN THE UNITED STATES
FOR QUARTER ENDING MARCH 31, 1993**

UNITED STATES	DOD TOTAL	ARMY FACILITIES	NAVY FACILITIES	AIR FORCE FACILITIES
NUMBER OF OUTPATIENT VISITS	- TOTAL	4,325,386	2,504,718	3,348,358
OUTPATIENT VISITS BY US ACTIVE DUTY UNIFORMED PERSONNEL	- TOTAL	1,544,027	1,176,131	954,468
MILITARY	- TOTAL	1,538,828	1,164,661	949,098
ARMY	1,530,658	1,455,770	21,947	52,941
NAVY-MARINE CORPS	1,212,339	45,802	1,131,041	35,496
AIR FORCE	909,590	37,256	11,673	860,661
OTHER UNIFORMED PERSONNEL (PHS,CG,NOAA)	- TOTAL	5,199	11,470	5,370
OUTPATIENT VISITS BY RETIRED US UNIFORMED PERSONNEL	- TOTAL	484,145	204,250	444,436
OUTPATIENT VISITS BY DEPENDENTS OF US ACTIVE DUTY UNIFORMED PERSONNEL	- TOTAL	1,453,507	764,571	1,281,689
DEPENDENTS OF MILITARY PERSONNEL	- TOTAL	1,443,213	750,397	1,269,384
ARMY	1,369,937	1,235,064	32,278	102,595
NAVY-MARINE CORPS	898,655	110,632	697,186	90,837
AIR FORCE	1,194,402	97,517	20,933	1,075,952
DEPENDENTS OF OTHER UNIFORMED PERSONNEL (PHS,CG,NOAA)	- TOTAL	10,294	14,174	12,305

Prepared by: Washington Headquarters Services
Directorate for Information
Operations and Reports

**TABLE 3.2
DEPARTMENT OF DEFENSE
OUTPATIENT VISITS AND LIVE BIRTHS
AT FIXED MILITARY FACILITIES IN THE UNITED STATES
FOR QUARTER ENDING MARCH 31, 1993**

UNITED STATES	DOD TOTAL	ARMY FACILITIES	NAVY FACILITIES	AIR FORCE FACILITIES
OUTPATIENT VISITS BY DEPENDENTS OF RETIRED AND DECEASED US UNIFORMED PERSONNEL	- TOTAL 1,397,493	603,213	220,760	573,520
OUTPATIENT VISITS BY ALL OTHER BENEFICIARIES	- TOTAL 473,745	240,494	139,006	94,245
NUMBER OF LIVE BIRTHS	- TOTAL 16,544	6,947	4,001	5,596

Prepared by: Washington Headquarters Services
Directorate for Information
Operations and Reports

**TABLE 3.3
DEPARTMENT OF DEFENSE
OUTPATIENT VISITS AND LIVE BIRTHS
AT FIXED MILITARY FACILITIES OUTSIDE THE UNITED STATES
FOR QUARTER ENDING MARCH 31, 1993**

OUTSIDE UNITED STATES	DOD TOTAL	ARMY FACILITIES	NAVY FACILITIES	AIR FORCE FACILITIES
NUMBER OF OUTPATIENT VISITS	1,389,296	590,247	351,156	447,893
- TOTAL				
OUTPATIENT VISITS BY US ACTIVE DUTY UNIFORMED PERSONNEL	626,488	276,788	163,411	186,289
- TOTAL				
MILITARY	624,889	276,780	162,256	185,853
- TOTAL				
ARMY	277,421	263,973	3,359	10,089
NAVY-MARINE CORPS	161,923	3,052	152,502	6,369
AIR FORCE	185,545	9,755	6,395	169,395
- TOTAL				
OTHER UNIFORMED PERSONNEL (PHS,CG,NOAA)	1,599	8	1,155	436
- TOTAL				
OUTPATIENT VISITS BY RETIRED US UNIFORMED PERSONNEL	29,394	13,621	9,740	6,033
- TOTAL				
OUTPATIENT VISITS BY DEPENDENTS OF US ACTIVE DUTY UNIFORMED PERSONNEL	641,329	257,666	146,644	237,019
- TOTAL				
DEPENDENTS OF MILITARY PERSONNEL	638,841	257,591	145,213	236,037
- TOTAL				
ARMY	257,615	236,068	5,607	15,940
NAVY-MARINE CORPS	139,625	2,919	128,644	8,062
AIR FORCE	241,601	18,604	10,962	212,035
- TOTAL				
DEPENDENTS OF OTHER UNIFORMED PERSONNEL (PHS,CG,NOAA)	2,488	75	1,431	982
- TOTAL				

Prepared by Washington Headquarters Services
Directorate for Information
Operations and Reports

**TABLE 3.3
DEPARTMENT OF DEFENSE
OUTPATIENT VISITS AND LIVE BIRTHS
AT FIXED MILITARY FACILITIES OUTSIDE THE UNITED STATES
FOR QUARTER ENDING MARCH 31, 1993**

OUTSIDE UNITED STATES	DOD TOTAL	ARMY FACILITIES	NAVY FACILITIES	AIR FORCE FACILITIES
OUTPATIENT VISITS BY DEPENDENTS OF RETIRED AND DECEASED US UNIFORMED PERSONNEL - TOTAL	23,402	8,313	9,856	5,233
OUTPATIENT VISITS BY ALL OTHER BENEFICIARIES - TOTAL	68,683	33,859	21,505	13,319
NUMBER OF LIVE BIRTHS - TOTAL	2,539	1,131	794	616

Prepared by: Washington Headquarters Services
Directorate for Information
Operations and Reports

GLOSSARY

Admission. The act of placing an individual under treatment or observation in a hospital. The day of admission is the day on which the hospital makes a formal acceptance of the patient who is to be provided with room, board, and continuous nursing service in an area of the hospital where patients normally stay at least overnight. While the admission of a newborn is deemed to occur at time of birth, these neonates are reported separately and excluded from the admission data.

Average Daily Patient Load (ADPL). Average number of inpatients in the hospital and receiving care each day during a reported period. Included are patients on pass or liberty not in excess of 72 hours and patients admitted and discharged on the same day. Excluded are newborns, patients on convalescent leave, and patients authorized to subsist out. ADPL is calculated by dividing the number of occupied bed days during the period by the total number of days in the reported period.

Bassinets Day. A day spent in the newborn nursery by a healthy infant. This excludes days spent by infants in equipment referred to as a bassinet on any pediatric nursing unit, pediatric intensive care unit, or other nursing unit.

Live Births. The complete expulsion or extraction from a mother of a product of conception, irrespective of the duration of pregnancy, which, after such separation, breathes or shows any other evidence of life such as heartbeat, umbilical cord pulsation, or definite movement of voluntary muscles, whether or not the umbilical cord has been cut or the placenta is attached. Heartbeats are to be distinguished from transient cardiac contractions; respirations are to be distinguished from fleeting respiratory efforts or gasps.

Operating Bed. Accommodation in a functioning medical treatment facility that is currently set up and ready in all respects for the care of a patient. It must include supporting space, equipment, medical material, ancillary and support services, and staff to operate under normal circumstances. Excluded are transient patient beds, bassinets, incubators, labor beds, and recovery beds.

Outpatient Visit. A hospital program for the performance of elective surgical procedures on patients who are not admitted to the hospital as inpatients.