

AD-A268 913



(Handwritten mark)

STRATEGIC BIDDING FOR CONTRACTS BY OFFICER IN CHARGE OF
CONSTRUCTION, NAVAL FACILITIES ENGINEERING COMMAND CONTRACTS
JACKSONVILLE AREA, JACKSONVILLE, FLORIDA

BY

MARK K. CHO

DISTRIBUTION STATEMENT A
Approved for public release
Distribution Unlimited

DTIC
ELECTE
AUG 31 1993
S B D

A REPORT PRESENTED TO THE GRADUATE COMMITTEE
OF THE DEPARTMENT OF CIVIL ENGINEERING IN
PARTIAL FULFILLMENT OF THE REQUIREMENTS
FOR THE DEGREE OF MASTER OF ENGINEERING

UNIVERSITY OF FLORIDA

Summer 1993

93-20134



19388

034

TABLE OF CONTENTS

CHAPTER ONE INTRODUCTION 1

CHAPTER TWO STRATEGIC BIDDING 3

 2.1 The Meaning of Strategy 3

 2.2 The Role of Strategy 4

 2.3 The Management Decision 5

 2.4 Measuring Bidding Efficiency 6

 2.4.1 Jobs in General 7

 2.4.2 Different Job Characteristics 13

CHAPTER THREE CONCLUSION 18

APPENDIX A Bid Data for Jobs in General 19

APPENDIX B Calculations for Jobs in General 31

APPENDIX C Calculations for Jobs Over \$200,000 53

APPENDIX D Calculations for Jobs (\$100,000 - \$200,000) .. 87

APPENDIX E Calculations for Jobs Under \$100,000..... 109

APPENDIX F Bid Data for Jobs Over \$200,000 140

APPENDIX G Bid Data for Jobs (\$100,000 - \$200,000) 156

APPENDIX H Bid Data for Jobs Under \$100,000 175

BIBLIOGRAPHY 191

St#A, USNPS/Code 031
 (Ms. Marsha Schrader - DSN 878-2319)
 Telecon, 27 Aug 93 - CB

Accession For	
NTIS GRA&I	<input checked="" type="checkbox"/>
DTIC TAB	<input type="checkbox"/>
Unannounced	<input type="checkbox"/>
Justification	
By <i>per telecon</i>	
Distribution/	
Availability Codes	
Dist	Avail and/or Special
A-1	

DATE OF ENTRY 27 AUG 93

CHAPTER ONE

INTRODUCTION

To be successful in competitive bidding strategy, a contractor needs to bid high enough to assure himself of a profit on each job, yet low enough to get the job. The main problem is that if a contractor bids high enough for a sure profit, he may be too high to get the job. But the only way to be sure of having the low bid is to bid below cost.

Under these conditions, a contractor is faced with two extremely unpleasant alternatives: (1) an excellent chance of making no profit with a low bid, or (2) no chance at all of making a high profit with a high bid. However, somewhere between these extremes there is an opportunity for a contractor to make a reasonable profit.

Every job has an optimum or "best bid" which will, in the long run, result in the highest possible profit obtainable under the existing competitive situation. The objective of a competitive bidding strategy is simply to identify this optimum markup for a job before it is bid, or better yet, before incurring the time and expense of preparing a detailed cost estimate.

This paper will strive to generally illustrate the strategic bidding by finding the optimum markups for bids, using the actual bid data obtained from Naval Facilities Engineering Command Contracts Office, Naval Air Station (NAS), Jacksonville, Florida.

The objectives of this paper also include a general introduction of strategy, the importance of it, and the practical analysis of actual bid data by strategic bidding.

The optimum markups computed based on the actual data in this paper, however, are solely to illustrate the bidding strategy, not to be used in practice, since the number of data utilized for analysis were not sufficient enough and also the data used for analysis were collected only from a single source.

CHAPTER TWO
STRATEGIC BIDDING

2.1 The Meaning of Strategy

Strategy can be defined in the following ways:

- Skillful management in getting the better of an adversary.
- The means by which a company uses its financial and physical resources to accomplish its objectives.
- The science and art of meeting competition under the most advantageous conditions possible.
- A careful plan or method.
- The art of devising or employing plans toward a goal.
- Management's ideas regarding a firm's objectives, the means by which these objectives will be accomplished, and the reasons for pursuing them.

In all cases, strategy involves management's decisions in the face of uncertain competition. A strategy is primarily concerned with attempting to meet this uncertain competition under favorable terms, ideally, in matching one's major strengths against the competitors' major weaknesses. Success in business requires certain general attributes on the part of management: a thorough understanding of the rules and conditions, a sound knowledge of the odds of the game, and a good sense for strategy.

2.2 The Role of Strategy

Strategy involves making competitive decisions; the more competitive an industry, the greater the need for making sound strategic decisions. Nowhere is this need greater than in construction contracting, where competitive pressures are probably more intense than in any other industry. Competitive bidding especially, offers abundant opportunities for the application of strategy. In competitive bidding the contractor is faced with two seemingly incompatible and contradictory objectives: He must bid high enough to make a profit, yet low enough to get a job-both at the same time.

Most contractors are able to estimate, at least with reasonable accuracy, what their direct costs on a job will be. And taking a single job, most of the competing contractors can also be expected to encounter roughly the same costs of performing the work; they are all subject to the same costs of operation, have access to the same labor supply, use the same types of equipment, obtain supplies and materials from the same sources, and have somewhat comparable, if not equal, supervisory capabilities.

However, some contractors are able to operate successful, profit-making business, while others go broke or are, at best, barely able to survive. The most difference between success and failure in the contracting business can be found in management's ability to make the strategic decision at the strategic time. Therefore, strategy is an essential ingredient for success in

every competitive situation.

2.3 The Management Decision

In contracting the area where profits must be made is the area between the estimated direct cost of doing a job and the amount bid for the job. The lower limit of a job's price-the actual-is more or less fixed, since there are few contractors who will willingly take a job at less than their direct cost.

The profit-making area between the estimated direct cost and the bid price is also the area where most losses are incurred. This is usually caused by either management's failure to include sufficient markup or its failure to attain sufficient volume to recover indirect costs. And it is therefore the management decision that brings the success or failure of business to nearly every construction firm.

Every important management decision involves a process of selection between two or more alternative courses of action; otherwise, no decision would be necessary. In making the best possible decision under the existing, known circumstances, several well-defined steps should be followed:

1. Define the objectives; what is hoped to be accomplished by the decision?
2. Identify different approaches that might be used to attain the desired objectives.
3. Analyze and compare these alternatives to see which offer the best possibilities.

4. Choose the approach that is best suited to the firm's capabilities and objectives.

The first step in developing a suitable competitive strategy is to determine the firm's objectives. These objectives can be expressed and measured in a number of different ways. Profit, probably the most common business objective, can be measured, for example, as a net dollar amount, or as a percentage return on sales, investment, net worth, assets, or working capital.

2.4 Measuring Bidding Efficiency

The major function of any executive is to make decisions. In general, the more difficult the decision, the greater the rewards for making the correct, or at least the best possible, decision. In order for the executive to be able to make effective decisions, he must first have alternatives to choose from, information (both factual and theoretical) on which to base his decision, and finally, the authority to act on his decisions once he has made them.

In contract construction, measuring bidding efficiency offers more bullets to decision makers and efficient bidding is obviously the key to success. Bidding efficiency is defined simply as the ratio of the amount of profit actually made, to the amount that could have been made had all competitors' bids been known prior to the letting.¹ In other words, it represents the

¹Park, William R, Construction Bidding for Profit, A Wiley-Interscience Publication, 1979

amount that could have been made by taking all jobs at the lowest competitors' price, providing the jobs would have been wanted at those prices.

2.4.1 Jobs in General

For illustration, the actual bid data from the contracting office at Naval Air Station (NAS),² Jacksonville, Florida were obtained. A typical data enclosed in Appendix A is shown in Table 1. These data include number of bidders, lowest bids, and

Table 1. A Typical Bid Data

ABSTRACT OF OFFERS-CONSTRUCTION		Issued	Opened	Bid Expires
Issuing Office- OICC - JAX AREA JACKSONVILLE, FL	N62467-91-C-6236	13 AUG 91	12 SEP 91	11 NOV 91
	PROJECT TITLE: HVAC REPAIRS, BLDGS 448, 1338 & 1456, NAVAL STATION, MAYPORT FLORIDA		GOVT EST 330,899.00	
No	Offeror	Bid Amount		Priority
1	PYRAMID MECHANICAL, INC.	311,348		2
2	BILL WILLIAMS A/C & HEATING, INC	326,000		
3	SAUER INCORPORATED	306,000		1
4	ALPHA SERVICE, INC.	320,000		3
5	COKER CORPORATION	330,700		
6	AELE PRODUCTS COMPANY	387,200		
7	WEATHER ENGINEERS, INC.	334,900		
8	DAN RICE	341,777		

²Officer in Charge of Construction, Naval Facilities Engineering Command Contracts, Jacksonville, Florida

government estimates for various contracts awarded from November 1990 through April 1993.³

According to contracting officials at NAS, Jacksonville, these government estimates were prepared by adding the assumed contractors' profits and overheads to direct costs. These profits vary depending on the size of contract, ranging from 26 percent for contracts under \$100,000 to 16 percent for contracts above \$200,000. For jobs above \$100,000 and below \$200,000, 21 percent of profit was used and the overheads applied to all the government estimates were 19 percent.

Table 2. Summary of Direct Costs based on Government Estimates

Job Number	Gov Estimate	Direct Cost
1	675,979	500,725
2	330,899	245,110
3	233,000	172,593
4	267,876	198,427
5	149,000	106,429
6	497,000	368,148
7	294,400	218,074
8	185,448	132,463
9	110,000	78,571
10	170,100	121,500

Ten contracts were randomly selected from the list of data and analyzed for bidding efficiency. Table 2 shows the computed direct costs based on the government estimates. Since the direct

³Appendix A

costs on these jobs weren't available, the given percentages of the overheads and profits were used to calculate the direct costs. For example, the direct cost for the job number 1 is calculated as:

$$GOE = 1.35 DC$$

$$DC = \frac{GOE}{1.35} = 500,725$$

where *GOE* = the government estimate = 675,979

DC = the direct cost

$$1.35 = 100\% + 19\% + 16\%$$

Table 3 summarizes the results achieved by using the government estimates as assumed contractor's bids. Since this study is a simulation to obtain the optimum percentage markups

TABLE 3. Summary of Bid Tabulations on Ten Contracts

Job Number	Number of Competitors	Lowest Competitor's Bid	Assumed Bid	Maximum Profit Potential	Art's Assumed Profit
1	6	\$ 627,000	\$ 675,979	\$ 126,275	\$ 0
2	8	306,900	330,899	61,790	0
3	4	221,680	233,000	49,087	0
4	6	239,942	267,876	41,515	0
5	10	134,845	149,000	28,416	0
6	9	458,000	497,000	89,852	0
7	8	283,500	294,400	65,426	0
8	11	178,790	185,448	46,327	0
9	7	114,942	110,000	36,371	20,429
10	8	160,777	170,100	39,277	0
Total				\$584,336	\$20,429

for different job characteristics and most contractors can estimate, with reasonable accuracy, what their estimate will be on a job, an artificial company, 'Art Construction', who will use the assumed bids for this analysis, was created for the simulation.

In each case, the lowest competitor's bid on a job determines the maximum profit that can be made on that job, so the "maximum profit potential" represents the difference between the lowest competitor's bid and the estimated direct project cost.

Therefore, the maximum profit potential defines the most profit that could possibly have been made if all competitors' bids had been known in advance; for these ten jobs, then, the maximum profit potential was \$584,336.

The \$20,429 profit realized by Art Construction on job number nine represents 3.5 percent of his maximum profit potential on the ten jobs:

$$\frac{20,429}{584,336} = 0.035 = 3.5\%$$

Table 4 presents what the effect on this contractor's profits would have been had different markups been applied on the same ten jobs described in Table 3. The work was done using a spreadsheet computer software and the details are provided in Appendix B. Table 4 shows that the alternatives range from

Table 4. Results of Applying Various Percentage Markups to Bids

Markup Applied to Job (%)	Number of Jobs Won	Estimated Cost of Jobs Won	Gross Profit on Jobs Won	Bidding Efficiency (%)
0	10	2,549,027	0	0
1	10	2,570,448	21,420	3.7
2	9	2,351,772	38,872	6.7
3	9	2,371,208	58,308	10.0
4	9	2,390,644	77,745	13.3
5	9	2,410,085	97,181	16.6
6	8	1,969,331	94,528	16.2
7	6	1,045,333	58,074	9.9
8	5	918,465	57,856	9.9
9	5	925,697	65,088	11.1
10	4	710,285	55,061	9.4
11	4	715,791	60,567	10.4
12	3	435,620	39,904	6.8
13	3	438,945	43,229	7.4
15	2	282,786	31,655	5.4
20	1	109,214	15,714	2.7
25	1	113,143	19,643	3.4
28	0	0	0	0

getting all ten jobs at a 0 percent markup (no profit) to getting none of the jobs at a 26 percent markup (same result, no profit). Between these extremes, the choices will produce varying levels of profits ranging from \$12,571 at a 16 percent markup to \$97,181 at a 5 percent level. As the markup increases from zero, the volume of work decreases.

Eventually, profits increase to a maximum, then again decline to zero at the point of no volume. Figure 1 shows these relationships. Had all jobs been bid at a 5 percent markup, the contractor's bidding efficiency would have been:

$$\frac{97,181}{584,336} = 0.166 = 16.6\%$$

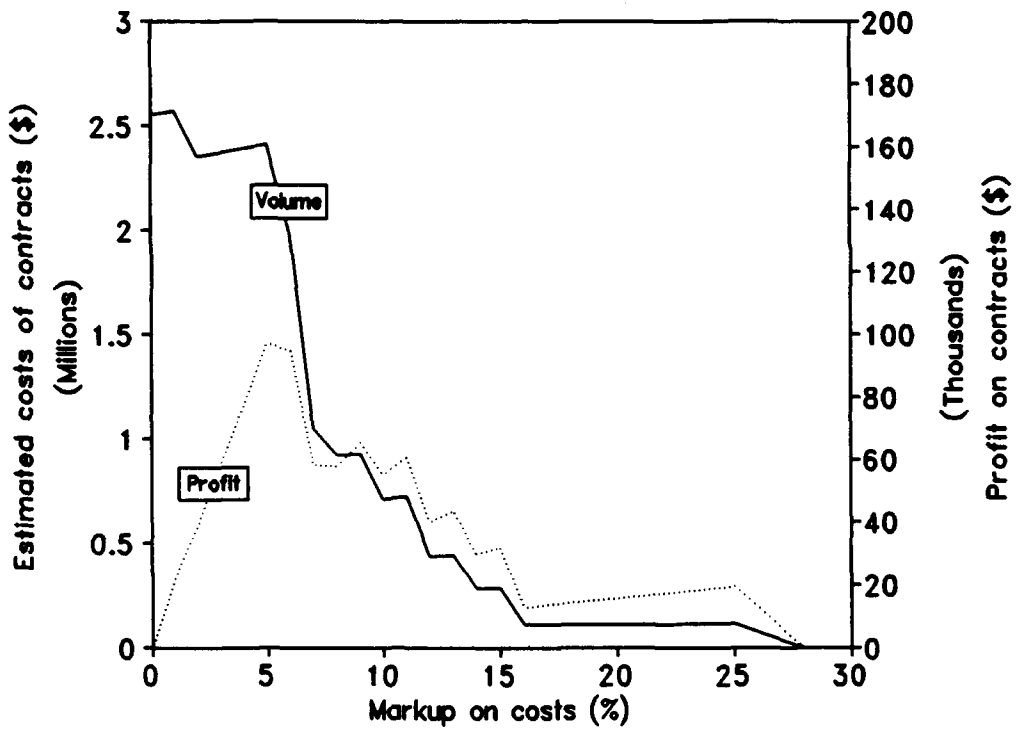


Figure 1. Profit and volume associated with different markups

2.4.2 Different Job Characteristics

By analyzing the bids on many more recent jobs (about 40 in this case) an effective bidding strategy was developed for this study. This bidding strategy identifies the markup to be used for different job sizes. Jobs are divided into three categories: 1) jobs over \$200,000, 2) jobs under \$200,000 and over \$100,000, 3) jobs under \$100,000. Again, this was done using a spreadsheet (QUATTRO PRO 4.0) and the details are enclosed in Appendix C, D, and E accordingly.

For contracts estimated at more than \$200,000, 13 jobs previously executed in Jacksonville area were selected and analyzed by applying different markups. The bid data for these 13 jobs are provided in Appendix F. Figure 2 shows the relationships of profit and volume associated with different

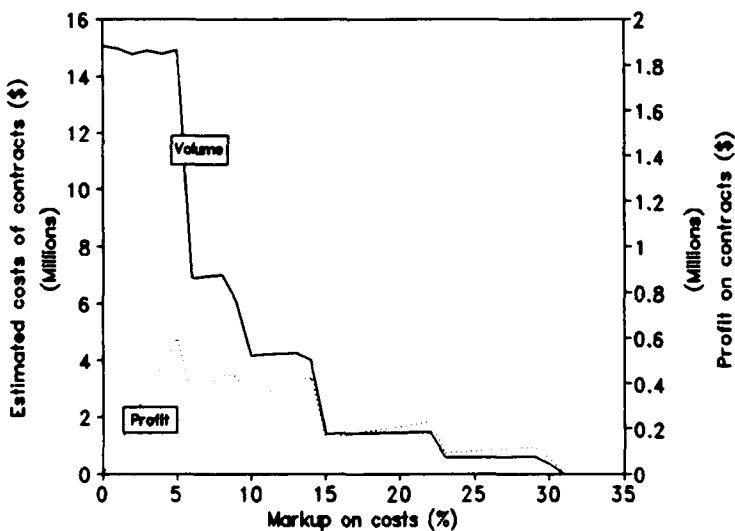


Figure 2. Profit and volume associated with different markups

markups for these jobs. Applying various markups from 0 to 31 percent, the markup of 5 percent was found to be the optimum markup for these contracts priced at more than \$200,000. The bidding efficiency obtained from this

optimum markup was 23.1 percent (see Appendix C for more detail).

For contracts estimated at more than \$100,000 and below \$200,000, 13 jobs were, again, selected and analyzed using the same method. The bid data are enclosed in Appendix G for reference. Figure 3 is a result of the analysis showing the optimum markup of 7 percent for the jobs at this level.

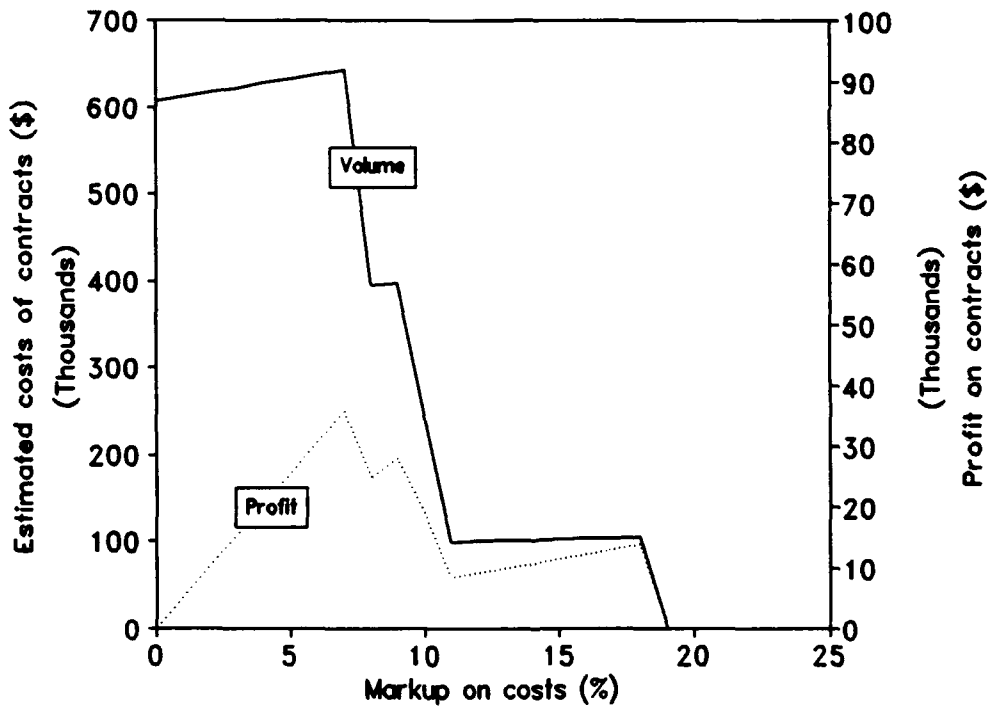


Figure 3. Profit and volume associated with different markups

The bidding efficiency calculated at the optimum markup was 10.4 percent. The markups applied for analysis ranged from 0 to 28 percent (see Appendix D for more detail).

Finally, 13 additional jobs were selected for contracts estimated at below \$100,000 and analyzed for strategic bidding. These bid data are enclosed in Appendix H. The optimum markup for bidding strategy at this level was 12 percent as shown in Figure 4.

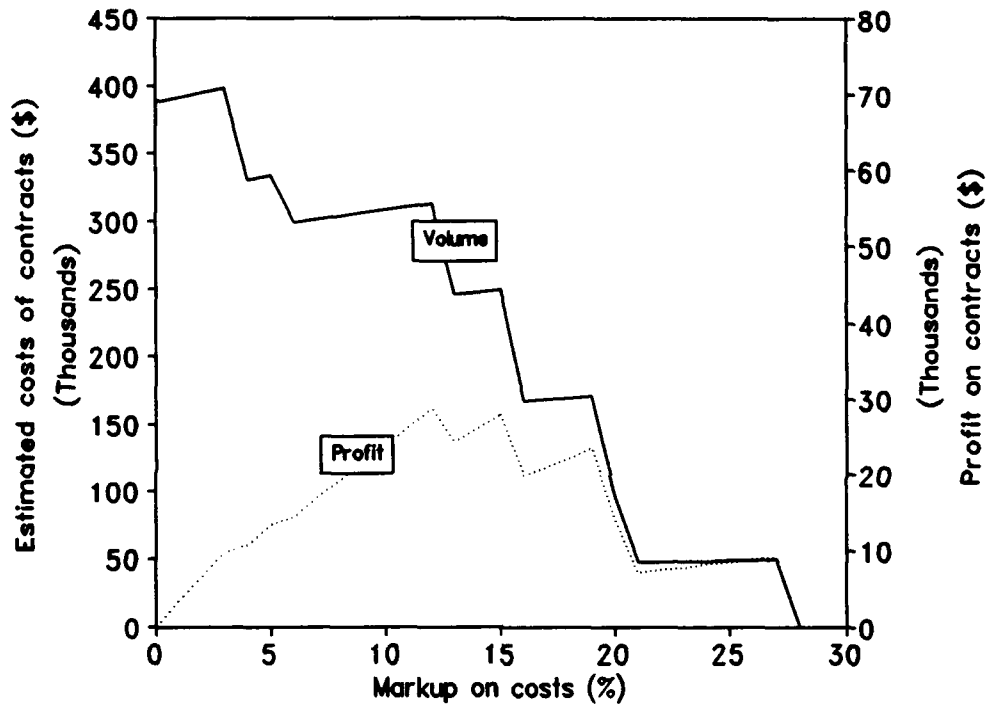


Figure 4. Profit and volume associated with different markups

The bidding efficiency, then, was calculated to be 17.1 percent and the markups applied for analysis ranged from 0 to 28 percent (Appendix E).

Combining these three analyses for different job characteristics, it was evident that the optimum markup for the jobs estimated at over \$200,000 was 5 percent, 7 percent for the

jobs estimated at over \$100,000 and under \$200,000, and 12 percent for the jobs estimated at below \$100,000 as shown in Table 5.

Table 5. Optimum Percentage Markups

Over \$200,000	\$100,000 to \$200,000	Under \$100,000
5%	7%	12%

This bidding strategy identifies the markup to be used for different job sizes. Were more data available for analysis, say several hundred jobs, the bidding strategy could be broken down in more detail including the number of competitors involved.

This particular strategy varies the markup from a low of 5 percent on large jobs bid to a high of 12 percent on small jobs

Table 6. Results of Using Optimum Markups

Job Number	Lowest Competitor's Bid	Optimum Markup (%)	Optimum Bid	Profit Using Optimum Bid
1	\$ 627,000	5	\$ 620,899	\$ 25,036
2	306,900	5	303,937	12,256
3	221,680	5	214,015	8,630
4	239,942	5	246,049	0
5	134,845	7	134,100	7,450
6	458,000	5	456,504	18,407
7	283,500	5	270,412	10,904
8	178,790	7	166,903	9,272
9	114,942	7	99,000	5,500
10	160,777	7	153,090	8,505
Total				105,960

bid. The results of applying this strategy to those same ten jobs in Table 3 for comparison is shown in Table 6. Earlier,

Table 3 showed that without bidding strategy the Art's profit would have been \$20,429 with 3.5 percent of the contractor's bidding efficiency. Applying the optimum markups obtained from the bidding strategy above, total profits of \$105,960 would have been realized on nine jobs. This profit is 9 percent more than would have been possible using any fixed markup (Table 4). This bidding strategy also raised the contractor's bidding efficiency to 18.1 percent.

CHAPTER THREE

CONCLUSION

Applying a carefully thought out bidding strategy and the selected strategy tailored to an individual contractor's specific operations can be quite important in achieving the maximum profit. Theoretically derived bidding strategies have proven effective in achieving the maximum profits possible under existing competitive conditions.

Therefore, the managers of any successful company should identify the markup that will result in the greatest possible profit on a specific job in view of the prevailing competitive situation surrounding that job and determine the chances of getting a job by bidding with the identified optimum markup.

A variable markup will almost invariably result in higher profits than any constant markup. Regardless of the strategy employed, it should be continually monitored by management, both to make sure the strategy is accomplishing its objectives and to make sure that the firm's objectives are reasonable in view of the existing competitive situation.

The overall effect of strategic bidding will raise the general level of industry profits by making individual contractors profit-conscious rather than volume conscious.

APPENDIX A

**Bid Data
for
Jobs in General**

(Source: Naval Air Station, Jacksonville, Florida)

Issuing Office - N62467-91-C-6236 13 AUG 91 12 SEP 91 11 NOV 91 1

No.	Offeror	Bid Bond Type	Bid Bond Amt	Amend Ack	GOVT EST	CONTROL AMOUNT \$				Total \$
						Bid Item 1	Bid Item 2	Bid Item 3	Bid Item 4	
1	PYRAMID MECHANICAL, INC. JACKSONVILLE, FL	✓	✓	✓	330,899 ⁰⁰	311,248 ⁰⁰	(2)			
2	BILL WILLIAMS A/C & HEATING, INC. JACKSONVILLE, FL 32236	✓	✓	✓	326,000 ⁰⁰	326,000 ⁰⁰	(1)			
3	SAUER INCORPORATED JACKSONVILLE, FL	✓	✓	✓	306,900 ⁰⁰	306,900 ⁰⁰	(1)			
4	ALPHA SERVICE, INC. JACKSONVILLE, FL	✓	✓	✓	320,000 ⁰⁰	320,000 ⁰⁰	(3)			20
5	COKER CORPORATION JACKSONVILLE, FL	✓	✓	✓	330,700 ⁰⁰	330,700 ⁰⁰				
6	ABLE PRODUCTS COMPANY JACKSONVILLE, FL	✓	✓	✓	387,200 ⁰⁰	387,200 ⁰⁰				
7	WEATHER ENGINEERS, INC. JACKSONVILLE, FL	✓	✓	✓	334,900 ⁰⁰	334,900 ⁰⁰				
8	DAN RICE HOLLY HILL, FL	✓	✓	✓	341,777 ⁰⁰	341,777 ⁰⁰				
9										
10										

I certify that I have opened read and recorded on this abstract all offers received in response to this solicitation

Signature and Title Of Certifying Official: *Charles D. Carroll* DATE: 9/12/91

Issuing Office - N62467-88-B-2428 3 AUG 91 19 SEP 91 19 NOV 91 1

PROJECT TITLE: REPAIRS TO PRIMARY ELECT CIRCUITS NAS, JACKSONVILLE, FL

No.	Offeror	Bid Type	Boyd	Amend Ack	Govt Est	CONTROL AMOUNT \$				Total
						Bid Item 1	Bid Item 2	Bid Item 3	Bid Item 4	
1.	PILOT ELEC CONST CO JACKSONVILLE, FL	✓	NO	BID	\$675,979.00					
2.	FLORIDA INDUSTRIAL ELEC LONGWOOD, FL	✓	✓	✓	651,000.00	(2)				
3.	EAST BAY ELECTIRC, INC. PANAMA CITY, FL	✓	✓	✓	756,549.00					
4.	MILITARY CONST CORP ORANGE PARK, FL	✓	✓	✓	627,000.00	(1)				21
5.	SUN ELECTRIC CO. JACKSONVILLE, FL	✓	✓	✓	777,384.00					
6.	BARNES ELECTRIC CO PENSACOLA, FL	✓	✓	✓	729,000.00	(3)				
7.										
8.										
9.										
10.										

I certify that I have opened read and recorded on this abstract all offers received in response to this solicitation

Signature and Title Of Certifying Official: *Deane D. Carroll* DATE: 9/19/91

Issuing Office - N62467-91-B-6254 19 AUG 91 19 SEP 91 19 NOV 91 0

PROJECT TITLE: SEWER SYSTEMS REPAIRS
 NAVAL STATION
 MAYPORT, FLORIDA

No.	Offeror	Bid Type	Bid Amt	Amend Ack	GOVT EST				CONTROL AMOUNT \$					
					Bid Item 1	Bid Item 2	Bid Item 3	Bid Item 4	Bid Item 1	Bid Item 2	Bid Item 3	Bid Item 4		
1	WESTRA CONSTRUCTION CORP. PALMETTO, FL	✓	✓	✓	\$233,000									Total
2	JOHN WOODY, INC. JACKSONVILLE, FL	✓	✓	✓	264,250					(3)				Total
3	CARL HANKINS, INC. TAMPA, FL	✓	✓	✓	221,680					(11)				Total
4	UNICON GROUP, INC. PONTE VEDRA BEACH, FL	✓	✓	✓	307,622.50					(2)				22
5														
6														
7														
8														
9														
10														

I certify that I have opened read and recorded on this abstract all offers received in response to this solicitation

Signature and Title Of Certifying Official: *Shawn D. Carroll* DATE: 9/19/91

Issuing Office - N62467-90-B-2490 23 AUG 91 23 SEP 91 23 NOV 91 0

OICC - JAX AREA JACKSONVILLE, FL. PROJECT TITLE: TEST CELL 1 AND 2 REPAIR/ALTER NAVAL AIR STATION, JACKSONVILLE, FL

No.	Offeror	Bid Bond Type	Bid Bond Amt	Amend Ack	GOVT EST	CONTROL AMOUNT \$				Total
						Bid Item 1	Bid Item 2	Bid Item 3	Bid Item 4	
1	SAUER INC. JACKSONVILLE, FL	✓	200,000	✓	239,942.00	1				
2	MILITARY CONSTRUCTION CORP. ORANGE PARK, FL	✓		✓	270,000.00	2				
3	ALPHA SERVICE JACKSONVILLE, FL	✓		✓	290,000.00	3				
4	COKER CORP. JACKSONVILLE, FL	✓		✓	299,357.00					23
5	DAN RICE CONST CO. HOLLY HILL, FL	✓		✓	297,987.00					
6	ARCO CONST & ENG JACKSONVILLE, FL	✓		✓	324,000.00					
7										
8										
9										
10										

I certify that I have opened read and recorded on this abstract all offers received in response to this solicitation

Signature and Title Of Certifying Official: *Bruce D. Carroll* DATE: 9/23/91

Issuing Office - N62467-91-B-6252 16 AUG 91 24 SEP 91 23 NOV 91 2 / /

PROJECT TITLE: REPAIR AIRCRAFT MAINTENANCE HANGAR, BUILDING 1552 NAVAL AIR STATION, MAYPORT, FL

No.	Offeror	Bid Bond Type	Amend Ack	CONTROL AMOUNT \$				Total \$
				Bid Item 1	Bid Item 2	Bid Item 3	Bid Item 4	
				GOVT EST \$ 149,000				
1	ATLANTIC WATERPROOFING & COATINGS INDIAN HARBOURCH., FL	✓	✓	134,845	①			
2	DAVRON OF JAX, INC. JACKSONVILLE, FL	✓	✓	184,611				
3	RAM COATING JACKSONVILLE, FL	✓	✓	286,672				
4	BRENER BUILDING MAINTENANCE CO. ARLINGTON, VA	✓	✓	262,300				24
5	DAMALOS & SONS, INC. HOLIDAY, FL	✓	✓	249,000				
6	DEES CONTRACTING INC. SAVANNAH, GA	✓	✓	223,197				
7	LEO'S CONSTRUCTION CO. INC. ST. MARY'S, GA	✓	✓	208,530				
8	COKER CORP. JACKSONVILLE, FL	✓	✓	162,139	③			
9	SAUER INC. JACKSONVILLE, FL	✓	✓	138,566	②			
10	MILITARY CONSTRUCTION CORP. ORANGE PARK, FL	✓	✓	165,167				

I certify that I have opened read and recorded on this abstract all offers received in response to this solicitation *Chris Sattler* Signature and Title of Certifying Official *Susan D Carroll* DATE *9/24/91*

Issuing Office - Southern Division Charleston, SC
 PROJECT TITLE: PCB REPLACEMENT, NAVAL AIR STATION, CECIL FIELD, FLORIDA
 GOVT EST ~~491,000~~

No.	Offeror	Bid Bond Type	Bid Bond % Amt	Amend Ack	CONTROL AMOUNT \$				Total \$
					Bid Item 1 \$	Bid Item 2 \$	Bid Item 3 \$	Bid Item 4 \$	
1.	SUN ELECTRIC COMPANY JACKSONVILLE, FL	✓	✓	✓	677,586 ⁰⁰				
2.	J. L. MALONE & ASSOCIATES ALABANY, GA	✓	✓	✓	694,000 ⁰⁰				
3.	BARNES ELECTRIC COMPANY INC. PENSACOLA, FL	✓	✓	✓	703,900 ⁰⁰				
4.	MILLER ELECTRIC COMPANY JACKSONVILLE, FL	✓	✓	✓	630,000 ⁰⁰	(3)			25
5.	MCCLURE ELECTRICAL CONSTRUCTORS ATLANTA, GA	✓	✓	✓	586,700 ⁰⁰	(2)			
6.	HEDGECK ELECTRIC INC. PENSACOLA, FL	✓	✓	✓	458,000 ⁰⁰	(1)			
7.	POWER PRODUCTS INC. MACON, GA	✓	✓	✓	180,000 ⁰⁰ 600,000				
8.	EAST BAY ELECTRIC INC. PANAMA CITY, FL	✓	✓	✓	633,898 ⁰⁰				
9.	JIMENEZ INC. MOBILE, AL	✓	✓	✓	799,602 ⁰⁰				

I certify that I have opened read and recorded on this abstract all offers received in response to this solicitation
 Signature and Title Of Certifying Official: *J. Westerd* DATE: 3/26/92

Issuing Office - N62467-91-B-6177 20 APR 92 21 MAY 92 20 JULY 92 4

PROJECT TITLE:
 LOX/LIN FACILITY IMPROVEMENTS,
 BUILDING 330, NAVAL AIR STATION,
 CECIL FIELD, FLORIDA

No.	Offeror	Bid Bond Type	Bid Bond % Amt	Amend Ack	GOVT EST	CONTROL AMOUNT \$				Total
						Bid Item 1	Bid Item 2	Bid Item 3	Bid Item 4	
1.	PEEL BUILDERS, INC. JACKSONVILLE, FL	✓	✓	4	\$294,400.00					
2.	SAUER INC. JACKSONVILLE, FL	✓	✓	4	336,730.00	①				
3.	SOUTHMARK CONSTRUCTORS, INC. JACKSONVILLE, FL	✓	✓	4	283,500.00					
4.	MILITARY CONSTRUCTION CORP. ORANGE PARK, FL	✓	✓	4	306,620.00	②				26
5.	NELSON CONSTRUCTION CO. OF JAX JACKSONVILLE, FL	✓	✓	4	287,000.00					
6.	COKER CORP. JACKSONVILLE, FL	✓	✓	4	319,137.00	③				
7.	ARCO CONSTRUCTION & ENGINEERING JACKSONVILLE, FL	✓	✓	4	290,770.00					
8.	L. C. GASKINS CONSTRUCTION CO. JACKSONVILLE, FL	✓	✓	4	319,880.00					
9.					325,400.00					
10.										

I certify that I have opened, read and recorded on this abstract all offers received in response to this solicitation

[Signature] DATE 5/21/92

Signature and Title Of Certifying Official

Issuing Office - N62467-92-C-6275 23 JUL 92 25 AUG 92 24 OCT 92 0 1 2

No.	Offeror	Bid Type	Bid Amt	Amend Ack	Bid Item 1	Bid Item 2	Bid Item 3	Bid Item 4	Total
PROJECT TITLE: INSTALLATION OF ABOVE GROUND GASOLINE STORAGE TANKS, BLDG. 265, NAVAL STATION, MAYPORT, FLORIDA									
1	I.G.G. CONTRACTORS SAVANNAH, GA	✓	✓	N/A	GOVT EST 08 185,448				
2	ANACON, INC. HOUSTON, TX	✓	✓	N/A	242,310				
3	POWERHOUSE MAINTENANCE & CONSTR. WILMINGTON, NC	✓	✓	N/A	205,929	(3)			
4	SCOTT PETERSON CONSTRUCTION CO. JACKSONVILLE, FL	✓	✓	N/A	274,690				27
5	DAN RICE CONSTRUCTION CO., INC. HOLLY HILL, FL	✓	✓	N/A	178,490	(1)			
6	OLYMPIC INDUSTRIES, INC. PALM CITY, FL 34990			N/A	276,000				
7	SAUER INC. JACKSONVILLE, FL	✓	✓	N/A	274,990				
8	ARKO CONSTRUCTION & ENGINEERING JACKSONVILLE, FL	✓	✓	N/A	238,000				
9	ANDERSON COLUMBIA ENVIRONMENTAL LAKE CITY, FL	✓	✓	N/A	192,830	(2)			
10	PHOENIX COMMERCIAL CORP. ORANGE PARK, FL	✓	✓	N/A	217,700				

I certify that I have opened read and recorded on this abstract all offers received in response to this solicitation *Chris Little* Signature and Title Of Certifying Official *Susan D. Carroll* DATE 8-25-92

Issuing Office - N62467-91-B-2468 28 JULY 92 27 AUG 92 26 OCT 92 1 1

PROJECT TITLE: INSTALLATION OF FALL PROTECTIONS SYSTEMS IN HANGAR 868, NAVAL AIR STATION, JACKSONVILLE, FL

No.	Offeror	Bid Bond Type	Bid Bond Amt	Amend Ack	GOVT EST	CONTROL AMOUNT \$				Total \$
						Bid Item 1	Bid Item 2	Bid Item 3	Bid Item 4	
1	SHAW'S METAL WORKS, INC. JACKSONVILLE, FL	✓	✓	1	188,700.00					
2	ROBINSONS PAINT & SANDBLASTING HALEYVILLE, AL	✓	✓	1	204,443.00					
3	INDUSTRIAL STEEL INC. MIMS, FL	✓	✓	1	294,094.00					
4	ARKO INDUSTRIAL GROUP JACKSONVILLE, FL	✓	✓	1	114,942.00	①				60
5	ARKO CONSTRUCTION & ENGINEERING JACKSONVILLE, FL	✓	✓	1	153,765.00	③				
6	MILITARY CONSTRUCTION CORP. ORANGE PARK, FL	✓	✓	1	117,707.00	②				
7	PHOENIX COMMERCIAL CORP. ORANGE PARK, FL	✓	✓	1	162,000.00					
8										
9										
10										

I certify that I have opened read and recorded on this abstract all offers received in response to this solicitation *[Signature]*

Signature and Title Of Certifying Official

Susan D. Caudel DATE 8/27/92

14 AUG 92 15 SEP 92 15 NOV 92 0

N62467- 92-B-6271

PROJECT TITLE:
ALTERATIONS AND REPAIRS TO BLDG
.1358, NAVAL STATION, MAYPORT, FL

Issuing Office -
ROICC JAX AREA
JACKSONVILLE, FL

No.	Offeror	Bid Bond Type	Bid Bond Amt	Amend Ack	GOVT EST	CONTROL AMOUNT \$				Total \$
						Bid Item 1	Bid Item 2	Bid Item 3	Bid Item 4	
1	DAN RICE CONSTRUCTION HOLLY HILL, FL	✓	0	0	\$170,100.00					
2	SAUER INC. JACKSONVILLE, FL	✓	0	0	196,797.00					
3	COKER CORP. JACKSONVILLE, FL	✓	0	0	221,722.00					
4	MILITARY CONSTRUCTION CORP. ORANGE PARK, FL	✓	0	0	160,777.00					00
5	ARKO CONSTRUCTION & ENGINEERING JACKSONVILLE, FL	✓	0	0	184,500.00					
6	PHOENIX COMMERCIAL CORP. ORANGE PARK, FL	✓	0	0	207,500.00					
7	DAVID BUILDERS INC. JACKSONVILLE, FL	✓	0	0	192,686.00					
8	NELSON CONSTRUCTION COMPANY JACKSONVILLE, FL	✓	0	0	405,000.00					
9										
10										

Signature and Title Of Certifying Official

James D. Cant DATE 9-15-92

I certify that I have opened and recorded on this abstract all offers received in response to this solicitation

[Signature]

APPENDIX B

**Calculations
for
Jobs in General**

Markup: 0%

Job Number	Number of Competitors	Lowest Competitor's Bid	Assumed Bid	Maximum Profit Potential	Win (1) Or Lose (0)	ART's Assumed Profit	Cost of Jobs Won
1	6	627,000	595,863	100,320	1	0	595,863
2	8	306,900	291,681	49,104	1	0	291,681
3	4	221,680	205,385	35,469	1	39,696	205,385
4	6	239,942	236,128	38,391	1	45,638	236,128
5	10	134,845	126,650	28,317	1	24,479	126,650
6	9	458,000	438,096	73,280	1	84,674	438,096
7	8	283,500	259,508	45,360	1	50,157	259,508
8	11	178,790	157,631	37,546	1	30,466	157,631
9	7	114,942	93,500	24,138	1	18,071	93,500
10	8	160,777	144,585	33,763	1	27,945	144,585

Total

2,549,027	465,683	10	321,127	2,549,027
------------------	----------------	-----------	----------------	------------------

Markup: 1%

Job Number	Number of Competitors	Lowest Competitor's Bid	Assumed Bid	Maximum Profit Potential	Win (1) Or Lose (0)	ART's Assumed Profit	Cost of Jobs Won
1	6	627,000	600,870	100,320	1	5,007	600,870
2	8	306,900	294,132	49,104	1	2,451	294,132
3	4	221,680	207,111	35,469	1	1,726	207,111
4	6	239,942	238,112	38,391	1	1,984	238,112
5	10	134,845	127,714	28,317	1	1,064	127,714
6	9	458,000	441,778	73,280	1	3,681	441,778
7	8	283,500	261,689	45,360	1	2,181	261,689
8	11	178,790	158,955	37,546	1	1,325	158,955
9	7	114,942	94,286	24,138	1	786	94,286
10	8	160,777	145,800	33,763	1	1,215	145,800

Total			2,570,448	465,648	10	21,420	2,570,448
--------------	--	--	------------------	----------------	-----------	---------------	------------------

Markup: 2%

Job Number	Number of Competitors	Lowest Competitor's Bid	Assumed Bid	Maximum Profit Potential	Win (1) Or Lose (0)	ART's Assumed Profit	Cost of Jobs Won
1	6	627,000	605,877	100,320	1	10,015	605,877
2	8	306,900	296,584	49,104	1	4,902	296,584
3	4	221,680	208,837	35,469	1	3,452	208,837
4	6	239,942	240,096	38,391	0	0	0
5	10	134,845	128,779	28,317	1	2,129	128,779
6	9	458,000	445,459	73,280	1	7,363	445,459
7	8	283,500	263,870	45,360	1	4,361	263,870
8	11	178,790	160,280	37,546	1	2,649	160,280
9	7	114,942	95,071	24,138	1	1,571	95,071
10	8	160,777	147,015	33,763	1	2,430	147,015

Total

2,591,868	465,688	9	38,872	1,381,772
------------------	----------------	----------	---------------	------------------

Markup: 3%

Job Number	Number of Competitors	Lowest Competitor's Bid	Assumed Bid	Maximum Profit Potential	Win (1) Or Lose (0)	ART's Assumed Profit	Cost of Jobs Won
1	6	627,000	610,885	100,320	1	15,022	610,885
2	8	306,900	299,035	49,104	1	7,353	299,035
3	4	221,680	210,563	35,469	1	5,178	210,563
4	6	239,942	242,081	38,391	0	0	0
5	10	134,845	129,843	28,317	1	3,193	129,843
6	9	458,000	449,141	73,280	1	11,044	449,141
7	8	283,500	266,050	45,360	1	6,542	266,050
8	11	178,790	161,605	37,546	1	3,974	161,605
9	7	114,942	95,857	24,138	1	2,357	95,857
10	8	160,777	148,230	33,763	1	3,645	148,230

Total

2,613,289	465,688	9	58,308	1,971,208
------------------	----------------	----------	---------------	------------------

Markup: 4%

Job Number	Number of Competitors	Lowest Competitor's Bid	Assumed Bid	Maximum Profit Potential	Win (1) Or Lose (0)	ART's Assumed Profit	Cost of Jobs Won
1	6	627,000	615,892	100,320	1	20,029	615,892
2	8	306,900	301,486	49,104	1	9,804	301,486
3	4	221,680	212,289	35,469	1	6,904	212,289
4	6	239,942	244,065	38,391	0	0	0
5	10	134,845	130,907	28,317	1	4,257	130,907
6	9	458,000	452,822	73,280	1	14,726	452,822
7	8	283,500	268,231	45,360	1	8,723	268,231
8	11	178,790	162,929	37,546	1	5,299	162,929
9	7	114,942	96,643	24,138	1	3,143	96,643
10	8	160,777	149,445	33,763	1	4,860	149,445

Total

2,634,709	463,688	9	77,745	2,396,644
------------------	----------------	----------	---------------	------------------

Markup: 5%

Job Number	Number of Competitors	Lowest Competitor's Bid	Assumed Bid	Maximum Profit Potential	Win (1) Or Lose (0)	ART's Assumed Profit	Cost of Jobs Won
1	6	627,000	620,899	100,320	1	25,036	620,899
2	8	306,900	303,937	49,104	1	12,256	303,937
3	4	221,680	214,015	35,469	1	8,630	214,015
4	6	239,942	246,049	38,391	0	0	0
5	10	134,845	131,971	28,317	1	5,321	131,971
6	9	458,000	456,504	73,280	1	18,407	456,504
7	8	283,500	270,412	45,360	1	10,904	270,412
8	11	178,790	164,254	37,546	1	6,623	164,254
9	7	114,942	97,429	24,138	1	3,929	97,429
10	8	160,777	150,660	33,763	1	6,075	150,660

Total		2,656,129	465,698	9	97,181	2,416,000
--------------	--	------------------	----------------	----------	---------------	------------------

Markup: 6%

Job Number	Number of Competitors	Lowest Competitor's Bid	Assumed Bid	Maximum Profit Potential	Win (1) Or Lose (0)	ART's Assumed Profit	Cost of Jobs Won
1	6	627,000	625,906	100,320	1	30,044	625,906
2	8	306,900	306,388	49,104	1	14,707	306,388
3	4	221,680	215,741	35,469	1	10,356	215,741
4	6	239,942	248,033	38,391	0	0	0
5	10	134,845	133,036	28,317	1	6,386	133,036
6	9	458,000	460,185	73,280	0	0	0
7	8	283,500	272,593	45,360	1	13,084	272,593
8	11	178,790	165,579	37,546	1	7,948	165,579
9	7	114,942	98,214	24,138	1	4,714	98,214
10	8	160,777	151,875	33,763	1	7,290	151,875

Total

2,677,550	465,688	8	94,528	1,969,331
------------------	----------------	----------	---------------	------------------

Markup: 7%

Job Number	Number of Competitors	Lowest Competitor's Bid	Assumed Bid	Maximum Profit Potential	Win (1) Or Lose (0)	ART's Assumed Profit	Cost of Jobs Won
1	6	627,000	630,914	100,320	0	0	0
2	8	306,900	308,839	49,104	0	0	0
3	4	221,680	217,467	35,469	1	12,081	217,467
4	6	239,942	250,018	38,391	0	0	0
5	10	134,845	134,100	28,317	1	7,450	134,100
6	9	458,000	463,867	73,280	0	0	0
7	8	283,500	274,773	45,360	1	15,265	274,773
8	11	178,790	166,903	37,546	1	9,272	166,903
9	7	114,942	99,000	24,138	1	5,500	99,000
10	8	160,777	153,090	33,763	1	8,505	153,090

Total

2,698,970	465,698	6	58,074	1,045,333
------------------	----------------	----------	---------------	------------------

Markup: 8%

Job Number	Number of Competitors	Lowest Competitor's Bid	Assumed Bid	Maximum Profit Potential	Win (1) Or Lose (0)	ART's Assumed Profit	Cost of Jobs Won
1	6	627,000	635,921	100,320	0	0	0
2	8	306,900	311,290	49,104	0	0	0
3	4	221,680	219,193	35,469	1	13,807	219,193
4	6	239,942	252,002	38,391	0	0	0
5	10	134,845	135,164	28,317	0	0	0
6	9	458,000	467,548	73,280	0	0	0
7	8	283,500	276,954	45,360	1	17,446	276,954
8	11	178,790	168,228	37,546	1	10,597	168,228
9	7	114,942	99,786	24,138	1	6,286	99,786
10	8	160,777	154,305	33,763	1	9,720	154,305

Total

2,720,391	465,608	5	87,886	918,465
------------------	----------------	----------	---------------	----------------

Markup: 9%

Job Number	Number of Competitors	Lowest Competitor's Bid	Assumed Bid	Maximum Profit Potential	Win (1) Or Lose (0)	ART's Assumed Profit	Cost of Jobs Won
1	6	627,000	640,928	100,320	0	0	0
2	8	306,900	313,741	49,104	0	0	0
3	4	221,680	220,919	35,469	1	15,533	220,919
4	6	239,942	253,986	38,391	0	0	0
5	10	134,845	136,229	28,317	0	0	0
6	9	458,000	471,230	73,280	0	0	0
7	8	283,500	279,135	45,360	1	19,627	279,135
8	11	178,790	169,552	37,546	1	11,922	169,552
9	7	114,942	100,571	24,138	1	7,071	100,571
10	8	160,777	155,520	33,763	1	10,935	155,520

Total

2,741,311	465,688	5	65,088	925,697
------------------	----------------	----------	---------------	----------------

Markup: 10%

Job Number	Number of Competitors	Lowest Competitor's Bid	Assumed Bid	Maximum Profit Potential	Win (1) Or Lose (0)	ART's Assumed Profit	Cost of Jobs Won
1	6	627,000	645,935	100,320	0	0	0
2	8	306,900	316,192	49,104	0	0	0
3	4	221,680	222,644	35,469	0	0	0
4	6	239,942	255,970	38,391	0	0	0
5	10	134,845	137,293	28,317	0	0	0
6	9	458,000	474,911	73,280	0	0	0
7	8	283,500	281,316	45,360	1	21,807	281,316
8	11	178,790	170,877	37,546	1	13,246	170,877
9	7	114,942	101,357	24,138	1	7,857	101,357
10	8	160,777	156,735	33,763	1	12,150	156,735

Total

2,763,231	465,688	4	55,063	718,285
------------------	----------------	----------	---------------	----------------

Markup: 11%

Job Number	Number of Competitors	Lowest Competitor's Bid	Assumed Bid	Maximum Profit Potential	Win (1) Or Lose (0)	ART's Assumed Profit	Cost of Jobs Won
1	6	627,000	650,943	100,320	0	0	0
2	8	306,900	318,643	49,104	0	0	0
3	4	221,680	224,370	35,469	0	0	0
4	6	239,942	257,955	38,391	0	0	0
5	10	134,845	138,357	28,317	0	0	0
6	9	458,000	478,593	73,280	0	0	0
7	8	283,500	283,496	45,360	1	23,988	283,496
8	11	178,790	172,202	37,546	1	14,571	172,202
9	7	114,942	102,143	24,138	1	8,643	102,143
10	8	160,777	157,950	33,763	1	13,365	157,950

Total

2,784,632	468,688	4	60,567	715,791
-----------	---------	---	--------	---------

Markup: 12%

Job Number	Number of Competitors	Lowest Competitor's Bid	Assumed Bid	Maximum Profit Potential	Win (1) Or Lose (0)	ART's Assumed Profit	Cost of Jobs Won
1	6	627,000	655,950	100,320	0	0	0
2	8	306,900	321,095	49,104	0	0	0
3	4	221,680	226,096	35,469	0	0	0
4	6	239,942	259,939	38,391	0	0	0
5	10	134,845	139,421	28,317	0	0	0
6	9	458,000	482,274	73,280	0	0	0
7	8	283,500	285,677	45,360	0	0	0
8	11	178,790	173,526	37,546	1	15,896	173,526
9	7	114,942	102,929	24,138	1	9,429	102,929
10	8	160,777	159,165	33,763	1	14,580	159,165

Total

2,806,072	465,688	3	39,904	433,620
------------------	----------------	----------	---------------	----------------

Markup: 13%

Job Number	Number of Competitors	Lowest Competitor's Bid	Assumed Bid	Maximum Profit Potential	Win (1) Or Lose (0)	ART's Assumed Profit	Cost of Jobs Won
1	6	627,000	660,957	100,320	0	0	0
2	8	306,900	323,546	49,104	0	0	0
3	4	221,680	227,822	35,469	0	0	0
4	6	239,942	261,923	38,391	0	0	0
5	10	134,845	140,486	28,317	0	0	0
6	9	458,000	485,956	73,280	0	0	0
7	8	283,500	287,858	45,360	0	0	0
8	11	178,790	174,851	37,546	1	17,220	174,851
9	7	114,942	103,714	24,138	1	10,214	103,714
10	8	160,777	160,380	33,763	1	15,795	160,380

Total			2,827,493	468,688	3	43,239	438,945
--------------	--	--	------------------	----------------	----------	---------------	----------------

Markup: 14%

Job Number	Number of Competitors	Lowest Competitor's Bid	Assumed Bid	Maximum Profit Potential	Win (1) Or Lose (0)	ART's Assumed Profit	Cost of Jobs Won
1	6	627,000	665,964	100,320	0	0	0
2	8	306,900	325,997	49,104	0	0	0
3	4	221,680	229,548	35,469	0	0	0
4	6	239,942	263,907	38,391	0	0	0
5	10	134,845	141,550	28,317	0	0	0
6	9	458,000	489,637	73,280	0	0	0
7	8	283,500	290,039	45,360	0	0	0
8	11	178,790	176,176	37,546	1	18,545	176,176
9	7	114,942	104,500	24,138	1	11,000	104,500
10	8	160,777	161,595	33,763	0	0	0

Total			2,848,913	463,681	2	29,545	380,676
--------------	--	--	------------------	----------------	----------	---------------	----------------

Markup: 15%

Job Number	Number of Competitors	Lowest Competitor's Bid	Assumed Bid	Maximum Profit Potential	Win (1) Or Lose (0)	ART's Assumed Profit	Cost of Jobs Won
1	6	627,000	670,972	100,320	0	0	0
2	8	306,900	328,448	49,104	0	0	0
3	4	221,680	231,274	35,469	0	0	0
4	6	239,942	265,892	38,391	0	0	0
5	10	134,845	142,614	28,317	0	0	0
6	9	458,000	493,319	73,280	0	0	0
7	8	283,500	292,219	45,360	0	0	0
8	11	178,790	177,500	37,546	1	19,869	177,500
9	7	114,942	105,286	24,138	1	11,786	105,286
10	8	160,777	162,810	33,763	0	0	0

Total

2,370,333	465,686	2	31,655	282,786
-----------	---------	---	--------	---------

Markup: 16%

Job Number	Number of Competitors	Lowest Competitor's Bid	Assumed Bid	Maximum Profit Potential	Win (1) Or Lose (0)	ART's Assumed Profit	Cost of Jobs Won
1	6	627,000	675,979	100,320	0	0	0
2	8	306,900	330,899	49,104	0	0	0
3	4	221,680	233,000	35,469	0	0	0
4	6	239,942	267,876	38,391	0	0	0
5	10	134,845	143,679	28,317	0	0	0
6	9	458,000	497,000	73,280	0	0	0
7	8	283,500	294,400	45,360	0	0	0
8	11	178,790	178,825	37,546	0	0	0
9	7	114,942	106,071	24,138	1	12,571	106,071
10	8	160,777	164,025	33,763	0	0	0

Total

2,991,754	465,688	1	12,571	106,071
-----------	---------	---	--------	---------

Markup: 17%

Job Number	Number of Competitors	Lowest Competitor's Bid	Assumed Bid	Maximum Profit Potential	Win (1) Or Lose (0)	ART's Assumed Profit	Cost of Jobs Won
1	6	627,000	680,986	100,320	0	0	0
2	8	306,900	333,350	49,104	0	0	0
3	4	221,680	234,726	35,469	0	0	0
4	6	239,942	269,860	38,391	0	0	0
5	10	134,845	144,743	28,317	0	0	0
6	9	458,000	500,681	73,280	0	0	0
7	8	283,500	296,581	45,360	0	0	0
8	11	178,790	180,149	37,546	0	0	0
9	7	114,942	106,857	24,138	1	13,357	106,857
10	8	160,777	165,240	33,763	0	0	0

Total

2,913,174	465,688	1	13,357	106,857
-----------	---------	---	--------	---------

Markup: 20%

Job Number	Number of Competitors	Lowest Competitor's Bid	Assumed Bid	Maximum Profit Potential	Win (1) Or Lose (0)	ART's Assumed Profit	Cost of Jobs Won
1	6	627,000	696,008	100,320	0	0	0
2	8	306,900	340,703	49,104	0	0	0
3	4	221,680	239,904	35,469	0	0	0
4	6	239,942	275,813	38,391	0	0	0
5	10	134,845	147,936	28,317	0	0	0
6	9	458,000	511,726	73,280	0	0	0
7	8	283,500	303,123	45,360	0	0	0
8	11	178,790	184,123	37,546	0	0	0
9	7	114,942	109,214	24,138	1	15,714	109,214
10	8	160,777	168,885	33,763	0	0	0

Total

2,977,439	465,688	1	15,714	109,214
------------------	----------------	----------	---------------	----------------

Markup: 25%

Job Number	Number of Competitors	Lowest Competitor's Bid	Assumed Bid	Maximum Profit Potential	Win (1) Or Lose (0)	ART's Assumed Profit	Cost of Jobs Won
1	6	627,000	721,044	100,320	0	0	0
2	8	306,900	352,959	49,104	0	0	0
3	4	221,680	248,533	35,469	0	0	0
4	6	239,942	285,734	38,391	0	0	0
5	10	134,845	153,257	28,317	0	0	0
6	9	458,000	530,133	73,280	0	0	0
7	8	283,500	314,027	45,360	0	0	0
8	11	178,790	190,747	37,546	0	0	0
9	7	114,942	113,143	24,138	1	19,643	113,143
10	8	160,777	174,960	33,763	0	0	0

Total

3,004,337	465,606	1	19,643	113,143
-----------	---------	---	--------	---------

Markup: 28%

Job Number	Number of Competitors	Lowest Competitor's Bid	Assumed Bid	Maximum Profit Potential	Win (1) Or Lose (0)	ART's Assumed Profit	Cost of Jobs Won
1	6	627,000	736,066	100,320	0	0	0
2	8	306,900	360,312	49,104	0	0	0
3	4	221,680	253,711	35,469	0	0	0
4	6	239,942	291,687	38,391	0	0	0
5	10	134,845	156,450	28,317	0	0	0
6	9	458,000	541,178	73,280	0	0	0
7	8	283,500	320,569	45,360	0	0	0
8	11	178,790	194,720	37,546	0	0	0
9	7	114,942	115,500	24,138	0	0	0
10	8	160,777	178,605	33,763	0	0	0

Total

3,148,799	465,688	0	0	0
------------------	----------------	----------	----------	----------

APPENDIX C

**Calculations
for Jobs
over
\$200,000**

Above 200,000

Markup Applied to Job (%)	Number of Jobs Won	Gross Profit on Jobs Won	Cost of Jobs Won	Bidding Efficiency (%)
0	13	0	15,050,377	0.0
1	12	124,599	14,951,889	4.8
2	11	243,909	14,756,510	9.4
3	11	365,864	14,878,465	14.1
4	10	481,059	14,792,552	18.5
5	10	601,323	14,912,817	23.1
6	9	330,477	6,884,933	12.7
7	9	385,556	6,940,013	14.8
8	9	440,636	6,995,092	17.0
9	7	430,251	6,119,120	16.6
10	6	322,702	4,162,850	12.4
11	6	354,972	4,195,120	13.7
12	6	387,242	4,227,390	14.9
13	6	419,512	4,259,661	16.1
14	5	422,123	4,010,168	16.2
15	3	156,641	1,399,326	6.0
16	3	167,084	1,409,769	6.4
17	3	177,526	1,420,212	6.8
18	3	187,969	1,430,654	7.2
19	3	198,412	1,441,097	7.6
20	3	208,855	1,451,540	8.0
21	3	219,297	1,461,983	8.4
22	3	229,740	1,472,425	8.8
23	2	92,498	571,075	3.6
24	2	96,520	575,096	3.7
25	2	100,541	579,118	3.9
26	2	104,563	583,140	4.0
27	2	108,585	587,161	4.2
28	2	112,606	591,183	4.3
29	2	116,628	595,204	4.5
30	1	72,650	360,826	2.8
31	0	0	0	0.0

Markup: 0%

Job Number	Lowest Competitor's Bid	Assumed Bid	Win (1) Or Lose (0)	ART's Assumed Profit	Cost of Jobs Won	Assumed Direct Cost
1	1,995,000	1,848,721	1	0	1,848,721	1,553,547
2	218,725	194,545	1	0	194,545	163,483
3	210,114	196,106	1	0	196,106	164,795
4	719,424	669,482	1	0	669,482	562,590
5	8,142,200	7,757,037	1	0	7,757,037	6,518,519
6	207,700	201,107	1	0	201,107	168,998
7	237,879	190,400	1	0	190,400	160,000
8	318,900	314,689	1	0	314,689	264,444
9	910,100	764,109	1	0	764,109	642,108
10	281,600	252,104	1	0	252,104	211,852
11	361,700	288,177	1	0	288,177	242,165
12	2,417,000	2,150,815	1	0	2,150,815	1,807,407
13	224,850	223,087	1	0	223,087	187,468

Total

18,080,377 13 0 18,050,377

Markup: 1%

Job Number	Lowest Competitor's Bid	Assumed Bid	Win (1) Or Lose (0)	ART's Assumed Profit	Cost of Jobs Won	Assumed Direct Cost
1	1,995,000	1,864,256	1	15,535	1,864,256	1,553,547
2	218,725	196,180	1	1,635	196,180	163,483
3	210,114	197,754	1	1,648	197,754	164,795
4	719,424	675,108	1	5,626	675,108	562,590
5	8,142,200	7,822,222	1	65,185	7,822,222	6,518,519
6	207,700	202,797	1	1,690	202,797	168,998
7	237,879	192,000	1	1,600	192,000	160,000
8	318,900	317,333	1	2,644	317,333	264,444
9	910,100	770,530	1	6,421	770,530	642,108
10	281,600	254,222	1	2,119	254,222	211,852
11	361,700	290,598	1	2,422	290,598	242,165
12	2,417,000	2,168,889	1	18,074	2,168,889	1,807,407
13	224,850	224,962	0	0	0	187,468

Total

15,176,651	12	124,599	14,951,659
-------------------	-----------	----------------	-------------------

Markup: 2%

Job Number	Lowest Competitor's Bid	Assumed Bid	Win (1) Or Lose (0)	ART's Assumed Profit	Cost of Jobs Won	Assumed Direct Cost
1	1,995,000	1,879,791	1	31,071	1,879,791	1,553,547
2	218,725	197,814	1	3,270	197,814	163,483
3	210,114	199,402	1	3,296	199,402	164,795
4	719,424	680,733	1	11,252	680,733	562,590
5	8,142,200	7,887,407	1	130,370	7,887,407	6,518,519
6	207,700	204,487	1	3,380	204,487	168,998
7	237,879	193,600	1	3,200	193,600	160,000
8	318,900	319,978	0	0	0	264,444
9	910,100	776,951	1	12,842	776,951	642,108
10	281,600	256,341	1	4,237	256,341	211,852
11	361,700	293,020	1	4,843	293,020	242,165
12	2,417,000	2,186,963	1	36,148	2,186,963	1,807,407
13	224,850	226,836	0	0	0	187,468

Total

15,303,324	11	243,909	14,756,510
-------------------	-----------	----------------	-------------------

Markup: 3%

Job Number	Lowest Competitor's Bid	Assumed Bid	Win (1) Or Lose (0)	ART's Assumed Profit	Cost of Jobs Won	Assumed Direct Cost
1	1,995,000	1,895,327	1	46,606	1,895,327	1,553,547
2	218,725	199,449	1	4,904	199,449	163,483
3	210,114	201,050	1	4,944	201,050	164,795
4	719,424	686,359	1	16,878	686,359	562,590
5	8,142,200	7,952,593	1	195,556	7,952,593	6,518,519
6	207,700	206,177	1	5,070	206,177	168,998
7	237,879	195,200	1	4,800	195,200	160,000
8	318,900	322,622	0	0	0	264,444
9	910,100	783,372	1	19,263	783,372	642,108
10	281,600	258,459	1	6,356	258,459	211,852
11	361,700	295,442	1	7,265	295,442	242,165
12	2,417,000	2,205,037	1	54,222	2,205,037	1,807,407
13	224,850	228,711	0	0	0	187,468

Total

15,429,798	11	365,804	14,078,485
-------------------	-----------	----------------	-------------------

Markup: 4%

Job Number	Lowest Competitor's Bid	Assumed Bid	Win (1) Or Lose (0)	ART's Assumed Profit	Cost of Jobs Won	Assumed Direct Cost
1	1,995,000	1,910,862	1	62,142	1,910,862	1,553,547
2	218,725	201,084	1	6,539	201,084	163,483
3	210,114	202,698	1	6,592	202,698	164,795
4	719,424	691,985	1	22,504	691,985	562,590
5	8,142,200	8,017,778	1	260,741	8,017,778	6,518,519
6	207,700	207,867	0	0	0	168,998
7	237,879	196,800	1	6,400	196,800	160,000
8	318,900	325,267	0	0	0	264,444
9	910,100	789,793	1	25,684	789,793	642,108
10	281,600	260,578	1	8,474	260,578	211,852
11	361,700	297,863	1	9,687	297,863	242,165
12	2,417,000	2,223,111	1	72,296	2,223,111	1,807,407
13	224,850	230,586	0	0	0	187,468

Total

15,566,272	10	481,059	14,782,552
-------------------	-----------	----------------	-------------------

Markup: 5%

Job Number	Lowest Competitor's Bid	Assumed Bid	Win (1) Or Lose (0)	ART's Assumed Profit	Cost of Jobs Won	Assumed Direct Cost
1	1,995,000	1,926,398	1	77,677	1,926,398	1,553,547
2	218,725	202,719	1	8,174	202,719	163,483
3	210,114	204,346	1	8,240	204,346	164,795
4	719,424	697,611	1	28,129	697,611	562,590
5	8,142,200	8,082,963	1	325,926	8,082,963	6,518,519
6	207,700	209,557	0	0	0	168,998
7	237,879	198,400	1	8,000	198,400	160,000
8	318,900	327,911	0	0	0	264,444
9	910,100	796,214	1	32,105	796,214	642,108
10	281,600	262,696	1	10,593	262,696	211,852
11	361,700	300,285	1	12,108	300,285	242,165
12	2,417,000	2,241,185	1	90,370	2,241,185	1,807,407
13	224,850	232,461	0	0	0	187,468

Total	15,682,746	10	601,323	14,912,017
--------------	-------------------	-----------	----------------	-------------------

Markup: 6%

Job Number	Lowest Competitor's Bid	Assumed Bid	Win (1) Or Lose (0)	ART's Assumed Profit	Cost of Jobs Won	Assumed Direct Cost
1	1,995,000	1,941,933	1	93,213	1,941,933	1,553,547
2	218,725	204,354	1	9,809	204,354	163,483
3	210,114	205,994	1	9,888	205,994	164,795
4	719,424	703,237	1	33,755	703,237	562,590
5	8,142,200	8,148,148	0	0	0	6,518,519
6	207,700	211,247	0	0	0	168,998
7	237,879	200,000	1	9,600	200,000	160,000
8	318,900	330,556	0	0	0	264,444
9	910,100	802,635	1	38,526	802,635	642,108
10	281,600	264,815	1	12,711	264,815	211,852
11	361,700	302,706	1	14,530	302,706	242,165
12	2,417,000	2,259,259	1	108,444	2,259,259	1,807,407
13	224,850	234,335	0	0	0	187,468

Total

15,608,219	9	330,477	6,864,923
-------------------	----------	----------------	------------------

Markup: 7%

Job Number	Lowest Competitor's Bid	Assumed Bid	Win (1) Or Lose (0)	ART's Assumed Profit	Cost of Jobs Won	Assumed Direct Cost
1	1,995,000	1,957,469	1	108,748	1,957,469	1,553,547
2	218,725	205,989	1	11,444	205,989	163,483
3	210,114	207,641	1	11,536	207,641	164,795
4	719,424	708,863	1	39,381	708,863	562,590
5	8,142,200	8,213,333	0	0	0	6,518,519
6	207,700	212,937	0	0	0	168,998
7	237,879	201,600	1	11,200	201,600	160,000
8	318,900	333,200	0	0	0	264,444
9	910,100	809,056	1	44,948	809,056	642,108
10	281,600	266,933	1	14,830	266,933	211,852
11	361,700	305,128	1	16,952	305,128	242,165
12	2,417,000	2,277,333	1	126,519	2,277,333	1,807,407
13	224,850	236,210	0	0	0	187,468

Total

15,935,693	9	385,556	6,940,013
-------------------	----------	----------------	------------------

Markup: 8%

Job Number	Lowest Competitor's Bid	Assumed Bid	Win (1) Or Lose (0)	ART's Assumed Profit	Cost of Jobs Won	Assumed Direct Cost
1	1,995,000	1,973,004	1	124,284	1,973,004	1,553,547
2	218,725	207,623	1	13,079	207,623	163,483
3	210,114	209,289	1	13,184	209,289	164,795
4	719,424	714,489	1	45,007	714,489	562,590
5	8,142,200	8,278,519	0	0	0	6,518,519
6	207,700	214,627	0	0	0	168,998
7	237,879	203,200	1	12,800	203,200	160,000
8	318,900	335,844	0	0	0	264,444
9	910,100	815,477	1	51,369	815,477	642,108
10	281,600	269,052	1	16,948	269,052	211,852
11	361,700	307,550	1	19,373	307,550	242,165
12	2,417,000	2,295,407	1	144,593	2,295,407	1,807,407
13	224,850	238,085	0	0	0	187,468

Total

16,062,167	9	440,636	5,995,092
-------------------	----------	----------------	------------------

Markup: 9%

Job Number	Lowest Competitor's Bid	Assumed Bid	Win (1) Or Lose (0)	ART's Assumed Profit	Cost of Jobs Won	Assumed Direct Cost
1	1,995,000	1,988,540	1	139,819	1,988,540	1,553,547
2	218,725	209,258	1	14,713	209,258	163,483
3	210,114	210,937	0	0	0	164,795
4	719,424	720,115	0	0	0	562,590
5	8,142,200	8,343,704	0	0	0	6,518,519
6	207,700	216,317	0	0	0	168,998
7	237,879	204,800	1	14,400	204,800	160,000
8	318,900	338,489	0	0	0	264,444
9	910,100	821,898	1	57,790	821,898	642,108
10	281,600	271,170	1	19,067	271,170	211,852
11	361,700	309,971	1	21,795	309,971	242,165
12	2,417,000	2,313,481	1	162,667	2,313,481	1,807,407
13	224,850	239,959	0	0	0	187,468

Total

16,188,641	7	430,251	6,119,120
-------------------	----------	----------------	------------------

Markup: 10%

Job Number	Lowest Competitor's Bid	Assumed Bid	Win (1) Or Lose (0)	ART's Assumed Profit	Cost of Jobs Won	Assumed Direct Cost
1	1,995,000	2,004,075	0	0	0	1,553,547
2	218,725	210,893	1	16,348	210,893	163,483
3	210,114	212,585	0	0	0	164,795
4	719,424	725,741	0	0	0	562,590
5	8,142,200	8,408,889	0	0	0	6,518,519
6	207,700	218,007	0	0	0	168,998
7	237,879	206,400	1	16,000	206,400	160,000
8	318,900	341,133	0	0	0	264,444
9	910,100	828,320	1	64,211	828,320	642,108
10	281,600	273,289	1	21,185	273,289	211,852
11	361,700	312,393	1	24,217	312,393	242,165
12	2,417,000	2,331,556	1	180,741	2,331,556	1,807,407
13	224,850	241,834	0	0	0	187,468

Total

16,315,114	6	322,702	4,162,850
-------------------	----------	----------------	------------------

Markup: 11%

Job Number	Lowest Competitor's Bid	Assumed Bid	Win (1) Or Lose (0)	ART's Assumed Profit	Cost of Jobs Won	Assumed Direct Cost
1	1,995,000	2,019,611	0	0	0	1,553,547
2	218,725	212,528	1	17,983	212,528	163,483
3	210,114	214,233	0	0	0	164,795
4	719,424	731,367	0	0	0	562,590
5	8,142,200	8,474,074	0	0	0	6,518,519
6	207,700	219,697	0	0	0	168,998
7	237,879	208,000	1	17,600	208,000	160,000
8	318,900	343,778	0	0	0	264,444
9	910,100	834,741	1	70,632	834,741	642,108
10	281,600	275,407	1	23,304	275,407	211,852
11	361,700	314,815	1	26,638	314,815	242,165
12	2,417,000	2,349,630	1	198,815	2,349,630	1,807,407
13	224,850	243,709	0	0	0	187,468

Total

16,441,588	6	354,972	4,195,120
-------------------	----------	----------------	------------------

Markup: 12%

Job Number	Lowest Competitor's Bid	Assumed Bid	Win (1) Or Lose (0)	ART's Assumed Profit	Cost of Jobs Won	Assumed Direct Cost
1	1,995,000	2,035,146	0	0	0	1,553,547
2	218,725	214,163	1	19,618	214,163	163,483
3	210,114	215,881	0	0	0	164,795
4	719,424	736,992	0	0	0	562,590
5	8,142,200	8,539,259	0	0	0	6,518,519
6	207,700	221,387	0	0	0	168,998
7	237,879	209,600	1	19,200	209,600	160,000
8	318,900	346,422	0	0	0	264,444
9	910,100	841,162	1	77,053	841,162	642,108
10	281,600	277,526	1	25,422	277,526	211,852
11	361,700	317,236	1	29,060	317,236	242,165
12	2,417,000	2,367,704	1	216,889	2,367,704	1,807,407
13	224,850	245,583	0	0	0	187,468

Total

16,588,062	6	387,242	4,227,390
-------------------	----------	----------------	------------------

Markup: 13%

Job Number	Lowest Competitor's Bid	Assumed Bid	Win (1) Or Lose (0)	ART's Assumed Profit	Cost of Jobs Won	Assumed Direct Cost
1	1,995,000	2,050,682	0	0	0	1,553,547
2	218,725	215,798	1	21,253	215,798	163,483
3	210,114	217,529	0	0	0	164,795
4	719,424	742,618	0	0	0	562,590
5	8,142,200	8,604,444	0	0	0	6,518,519
6	207,700	223,077	0	0	0	168,998
7	237,879	211,200	1	20,800	211,200	160,000
8	318,900	349,067	0	0	0	264,444
9	910,100	847,583	1	83,474	847,583	642,108
10	281,600	279,644	1	27,541	279,644	211,852
11	361,700	319,658	1	31,481	319,658	242,165
12	2,417,000	2,385,778	1	234,963	2,385,778	1,807,407
13	224,850	247,458	0	0	0	187,468

Total

16,694,536 6 419,512 4,259,561

Markup: 14%

Job Number	Lowest Competitor's Bid	Assumed Bid	Win (1) Or Lose (0)	ART's Assumed Profit	Cost of Jobs Won	Assumed Direct Cost
1	1,995,000	2,066,217	0	0	0	1,553,547
2	218,725	217,432	1	22,888	217,432	163,483
3	210,114	219,177	0	0	0	164,795
4	719,424	748,244	0	0	0	562,590
5	8,142,200	8,669,630	0	0	0	6,518,519
6	207,700	224,767	0	0	0	168,998
7	237,879	212,800	1	22,400	212,800	160,000
8	318,900	351,711	0	0	0	264,444
9	910,100	854,004	1	89,895	854,004	642,108
10	281,600	281,763	0	0	0	211,852
11	361,700	322,080	1	33,903	322,080	242,165
12	2,417,000	2,403,852	1	253,037	2,403,852	1,807,407
13	224,850	249,333	0	0	0	187,468

Total

16,821,000 5 422,123 4,010,160

Markup: 15%

Job Number	Lowest Competitor's Bid	Assumed Bid	Win (1) Or Lose (0)	ART's Assumed Profit	Cost of Jobs Won	Assumed Direct Cost
1	1,995,000	2,081,753	0	0	0	1,553,547
2	218,725	219,067	0	0	0	163,483
3	210,114	220,825	0	0	0	164,795
4	719,424	753,870	0	0	0	562,590
5	8,142,200	8,734,815	0	0	0	6,518,519
6	207,700	226,457	0	0	0	168,998
7	237,879	214,400	1	24,000	214,400	160,000
8	318,900	354,356	0	0	0	264,444
9	910,100	860,425	1	96,316	860,425	642,108
10	281,600	283,881	0	0	0	211,852
11	361,700	324,501	1	36,325	324,501	242,165
12	2,417,000	2,421,926	0	0	0	1,807,407
13	224,850	251,207	0	0	0	187,468

Total

16,947,483	3	156,641	1,399,328
-------------------	----------	----------------	------------------

Markup: 16%

Job Number	Lowest Competitor's Bid	Assumed Bid	Win (1) Or Lose (0)	ART's Assumed Profit	Cost of Jobs Won	Assumed Direct Cost
1	1,995,000	2,097,288	0	0	0	1,553,547
2	218,725	220,702	0	0	0	163,483
3	210,114	222,473	0	0	0	164,795
4	719,424	759,496	0	0	0	562,590
5	8,142,200	8,800,000	0	0	0	6,518,519
6	207,700	228,147	0	0	0	168,998
7	237,879	216,000	1	25,600	216,000	160,000
8	318,900	357,000	0	0	0	264,444
9	910,100	866,846	1	102,737	866,846	642,108
10	281,600	286,000	0	0	0	211,852
11	361,700	326,923	1	38,746	326,923	242,165
12	2,417,000	2,440,000	0	0	0	1,807,407
13	224,850	253,082	0	0	0	187,468

Total

17,073,957	3	167,064	1,409,769
-------------------	----------	----------------	------------------

Markup: 17%

Job Number	Lowest Competitor's Bid	Assumed Bid	Win (1) Or Lose (0)	ART's Assumed Profit	Cost of Jobs Wor.	Assumed Direct Cost
1	1,995,000	2,112,823	0	0	0	1,553,547
2	218,725	222,337	0	0	0	163,483
3	210,114	224,121	0	0	0	164,795
4	719,424	765,122	0	0	0	562,590
5	8,142,200	8,865,185	0	0	0	6,518,519
6	207,700	229,837	0	0	0	168,998
7	237,879	217,600	1	27,200	217,600	160,000
8	318,900	359,644	0	0	0	264,444
9	910,100	873,267	1	109,158	873,267	642,108
10	281,600	288,119	0	0	0	211,852
11	361,700	329,345	1	41,168	329,345	242,165
12	2,417,000	2,458,074	0	0	0	1,807,407
13	224,850	254,957	0	0	0	187,468

Total

17,200,431	3	177,526	1,420,212
-------------------	----------	----------------	------------------

Markup: 18%

Job Number	Lowest Competitor's Bid	Assumed Bid	Win (1) Or Lose (0)	ART's Assumed Profit	Cost of Jobs Won	Assumed Direct Cost
1	1,995,000	2,128,359	0	0	0	1,553,547
2	218,725	223,972	0	0	0	163,483
3	210,114	225,769	0	0	0	164,795
4	719,424	770,748	0	0	0	562,590
5	8,142,200	8,930,370	0	0	0	6,518,519
6	207,700	231,527	0	0	0	168,998
7	237,879	219,200	1	28,800	219,200	160,000
8	318,900	362,289	0	0	0	264,444
9	910,100	879,688	1	115,579	879,688	642,108
10	281,600	290,237	0	0	0	211,852
11	361,700	331,766	1	43,590	331,766	242,165
12	2,417,000	2,476,148	0	0	0	1,807,407
13	224,850	256,831	0	0	0	187,468

Total

17,326,905	3	187,969	1,430,654
-------------------	----------	----------------	------------------

Markup: 19%

Job Number	Lowest Competitor's Bid	Assumed Bid	Win (1) Or Lose (0)	ART's Assumed Profit	Cost of Jobs Won	Assumed Direct Cost
1	1,995,000	2,143,894	0	0	0	1,553,547
2	218,725	225,606	0	0	0	163,483
3	210,114	227,417	0	0	0	164,795
4	719,424	776,374	0	0	0	562,590
5	8,142,200	8,995,556	0	0	0	6,518,519
6	207,700	233,217	0	0	0	168,998
7	237,879	220,800	1	30,400	220,800	160,000
8	318,900	364,933	0	0	0	264,444
9	910,100	886,109	1	122,001	886,109	642,108
10	281,600	292,356	0	0	0	211,852
11	361,700	334,188	1	46,011	334,188	242,165
12	2,417,000	2,494,222	0	0	0	1,807,407
13	224,850	258,706	0	0	0	187,468

Total

17,453,375	3	198,412	1,441,097
-------------------	----------	----------------	------------------

Markup: 20%

Job Number	Lowest Competitor's Bid	Assumed Bid	Win (1) Or Lose (0)	ART's Assumed Profit	Cost of Jobs Won	Assumed Direct Cost
1	1,995,000	2,159,430	0	0	0	1,553,547
2	218,725	227,241	0	0	0	163,483
3	210,114	229,065	0	0	0	164,795
4	719,424	782,000	0	0	0	562,590
5	8,142,200	9,060,741	0	0	0	6,518,519
6	207,700	234,907	0	0	0	168,998
7	237,879	222,400	1	32,000	222,400	160,000
8	318,900	367,578	0	0	0	264,444
9	910,100	892,530	1	128,422	892,530	642,108
10	281,600	294,474	0	0	0	211,852
11	361,700	336,610	1	48,433	336,610	242,165
12	2,417,000	2,512,296	0	0	0	1,807,407
13	224,850	260,581	0	0	0	187,468

Total	17,579,662	3	208,855	1,461,540
--------------	-------------------	----------	----------------	------------------

Markup: 21%

Job Number	Lowest Competitor's Bid	Assumed Bid	Win (1) Or Lose (0)	ART's Assumed Profit	Cost of Jobs Won	Assumed Direct Cost
1	1,995,000	2,174,965	0	0	0	1,553,547
2	218,725	228,876	0	0	0	163,483
3	210,114	230,713	0	0	0	164,795
4	719,424	787,625	0	0	0	562,590
5	8,142,200	9,125,926	0	0	0	6,518,519
6	207,700	236,597	0	0	0	168,998
7	237,879	224,000	1	33,600	224,000	160,000
8	318,900	370,222	0	0	0	264,444
9	910,100	898,951	1	134,843	898,951	642,108
10	281,600	296,593	0	0	0	211,852
11	361,700	339,031	1	50,855	339,031	242,165
12	2,417,000	2,530,370	0	0	0	1,807,407
13	224,850	262,455	0	0	0	187,468

Total

17,766,326	3	218,297	1,461,983
-------------------	----------	----------------	------------------

Markup: 22%

Job Number	Lowest Competitor's Bid	Assumed Bid	Win (1) Or Lose (0)	ART's Assumed Profit	Cost of Jobs Won	Assumed Direct Cost
1	1,995,000	2,190,501	0	0	0	1,553,547
2	218,725	230,511	0	0	0	163,483
3	210,114	232,361	0	0	0	164,795
4	719,424	793,251	0	0	0	562,590
5	8,142,200	9,191,111	0	0	0	6,518,519
6	207,700	238,287	0	0	0	168,998
7	237,879	225,600	1	35,200	225,600	160,000
8	318,900	372,867	0	0	0	264,444
9	910,100	905,372	1	141,264	905,372	642,108
10	281,600	298,711	0	0	0	211,852
11	361,700	341,453	1	53,276	341,453	242,165
12	2,417,000	2,548,444	0	0	0	1,807,407
13	224,850	264,330	0	0	0	187,468

Total

17,832,800	3	229,740	1,472,425
-------------------	----------	----------------	------------------

Markup: 23%

Job Number	Lowest Competitor's Bid	Assumed Bid	Win (1) Or Lose (0)	ART's Assumed Profit	Cost of Jobs Won	Assumed Direct Cost
1	1,995,000	2,206,036	0	0	0	1,553,547
2	218,725	232,146	0	0	0	163,483
3	210,114	234,009	0	0	0	164,795
4	719,424	798,877	0	0	0	562,590
5	8,142,200	9,256,296	0	0	0	6,518,519
6	207,700	239,977	0	0	0	168,998
7	237,879	227,200	1	36,800	227,200	160,000
8	318,900	375,511	0	0	0	264,444
9	910,100	911,794	0	0	0	642,108
10	281,600	300,830	0	0	0	211,852
11	361,700	343,875	1	55,698	343,875	242,165
12	2,417,000	2,566,519	0	0	0	1,807,407
13	224,850	266,205	0	0	0	187,468

Total

17,969,273	2	92,498	571,075
-------------------	----------	---------------	----------------

Markup: 24%

Job Number	Lowest Competitor's Bid	Assumed Bid	Win (1) Or Lose (0)	ART's Assumed Profit	Cost of Jobs Won	Assumed Direct Cost
1	1,995,000	2,221,572	0	0	0	1,553,547
2	218,725	233,781	0	0	0	163,483
3	210,114	235,657	0	0	0	164,795
4	719,424	804,503	0	0	0	562,590
5	8,142,200	9,321,481	0	0	0	6,518,519
6	207,700	241,667	0	0	0	168,998
7	237,879	228,800	1	38,400	228,800	160,000
8	318,900	378,156	0	0	0	264,444
9	910,100	918,215	0	0	0	642,108
10	281,600	302,948	0	0	0	211,852
11	361,700	346,296	1	58,120	346,296	242,165
12	2,417,000	2,584,593	0	0	0	1,807,407
13	224,850	268,079	0	0	0	187,468

Total

16,085,747	2	96,520	575,096
-------------------	----------	---------------	----------------

Markup: 25%

Job Number	Lowest Competitor's Bid	Assumed Bid	Win (1) Or Lose (0)	ART's Assumed Profit	Cost of Jobs Won	Assumed Direct Cost
1	1,995,000	2,237,107	0	0	0	1,553,547
2	218,725	235,415	0	0	0	163,483
3	210,114	237,305	0	0	0	164,795
4	719,424	810,129	0	0	0	562,590
5	8,142,200	9,386,667	0	0	0	6,518,519
6	207,700	243,357	0	0	0	168,998
7	237,879	230,400	1	40,000	230,400	160,000
8	318,900	380,800	0	0	0	264,444
9	910,100	924,636	0	0	0	642,108
10	281,600	305,067	0	0	0	211,852
11	361,700	348,718	1	60,541	348,718	242,165
12	2,417,000	2,602,667	0	0	0	1,807,407
13	224,850	269,954	0	0	0	187,468

Total

18,212,221	2	100,541	579,118
-------------------	----------	----------------	----------------

Markup: 26%

Job Number	Lowest Competitor's Bid	Assumed Bid	Win (1) Or Lose (0)	ART's Assumed Profit	Cost of Jobs Won	Assumed Direct Cost
1	1,995,000	2,252,643	0	0	0	1,553,547
2	218,725	237,050	0	0	0	163,483
3	210,114	238,952	0	0	0	164,795
4	719,424	815,755	0	0	0	562,590
5	8,142,200	9,451,852	0	0	0	6,518,519
6	207,700	245,047	0	0	0	168,998
7	237,879	232,000	1	41,600	232,000	160,000
8	318,900	383,444	0	0	0	264,444
9	910,100	931,057	0	0	0	642,108
10	281,600	307,185	0	0	0	211,852
11	361,700	351,140	1	62,963	351,140	242,165
12	2,417,000	2,620,741	0	0	0	1,807,407
13	224,850	271,829	0	0	0	187,468

Total

18,338,695	2	104,563	583,140
-------------------	----------	----------------	----------------

Markup: 27%

Job Number	Lowest Competitor's Bid	Assumed Bid	Win (1) Or Lose (0)	ART's Assumed Profit	Cost of Jobs Won	Assumed Direct Cost
1	1,995,000	2,268,178	0	0	0	1,553,547
2	218,725	238,685	0	0	0	163,483
3	210,114	240,600	0	0	0	164,795
4	719,424	821,381	0	0	0	562,590
5	8,142,200	9,517,037	0	0	0	6,518,519
6	207,700	246,737	0	0	0	168,998
7	237,879	233,600	1	43,200	233,600	160,000
8	318,900	386,089	0	0	0	264,444
9	910,100	937,478	0	0	0	642,108
10	281,600	309,304	0	0	0	211,852
11	361,700	353,561	1	65,385	353,561	242,165
12	2,417,000	2,638,815	0	0	0	1,807,407
13	224,850	273,703	0	0	0	187,468

Total

18,465,168	2	108,585	587,161
-------------------	----------	----------------	----------------

Markup: 28%

Job Number	Lowest Competitor's Bid	Assumed Bid	Win (1) Or Lose (0)	ART's Assumed Profit	Cost of Jobs Won	Assumed Direct Cost
1	1,995,000	2,283,714	0	0	0	1,553,547
2	218,725	240,320	0	0	0	163,483
3	210,114	242,248	0	0	0	164,795
4	719,424	827,007	0	0	0	562,590
5	8,142,200	9,582,222	0	0	0	6,518,519
6	207,700	248,427	0	0	0	168,998
7	237,879	235,200	1	44,800	235,200	160,000
8	318,900	388,733	0	0	0	264,444
9	910,100	943,899	0	0	0	642,108
10	281,600	311,422	0	0	0	211,852
11	361,700	355,983	1	67,806	355,983	242,165
12	2,417,000	2,656,889	0	0	0	1,807,407
13	224,850	275,578	0	0	0	187,468

Total	18,591,642	2	112,606	591,165
--------------	-------------------	----------	----------------	----------------

Markup: 29%

Job Number	Lowest Competitor's Bid	Assumed Bid	Win (1) Or Lose (0)	ART's Assumed Profit	Cost of Jobs Won	Assumed Direct Cost
1	1,995,000	2,299,249	0	0	0	1,553,547
2	218,725	241,955	0	0	0	163,483
3	210,114	243,896	0	0	0	164,795
4	719,424	832,633	0	0	0	562,590
5	8,142,200	9,647,407	0	0	0	6,518,519
6	207,700	250,117	0	0	0	168,998
7	237,879	236,800	1	46,400	236,800	160,000
8	318,900	391,378	0	0	0	264,444
9	910,100	950,320	0	0	0	642,108
10	281,600	313,541	0	0	0	211,852
11	361,700	358,404	1	70,228	358,404	242,165
12	2,417,000	2,674,963	0	0	0	1,807,407
13	224,850	277,453	0	0	0	187,468

Total

18,718,116	2	116,628	885,204
-------------------	----------	----------------	----------------

Markup: 30%

Job Number	Lowest Competitor's Bid	Assumed Bid	Win (1) Or Lose (0)	ART's Assumed Profit	Cost of Jobs Won	Assumed Direct Cost
1	1,995,000	2,314,785	0	0	0	1,553,547
2	218,725	243,590	0	0	0	163,483
3	210,114	245,544	0	0	0	164,795
4	719,424	838,259	0	0	0	562,590
5	8,142,200	9,712,593	0	0	0	6,518,519
6	207,700	251,807	0	0	0	168,998
7	237,879	238,400	0	0	0	160,000
8	318,900	394,022	0	0	0	264,444
9	910,100	956,741	0	0	0	642,108
10	281,600	315,659	0	0	0	211,852
11	361,700	360,826	1	72,650	360,826	242,165
12	2,417,000	2,693,037	0	0	0	1,807,407
13	224,850	279,328	0	0	0	187,468

Total

18,844,590	1	72,650	360,826
-------------------	----------	---------------	----------------

Markup: 31%

Job Number	Lowest Competitor's Bid	Assumed Bid	Win (1) Or Lose (0)	ART's Assumed Profit	Cost of Jobs Won	Assumed Direct Cost
1	1,995,000	2,330,320	0	0	0	1,553,547
2	218,725	245,224	0	0	0	163,483
3	210,114	247,192	0	0	0	164,795
4	719,424	843,884	0	0	0	562,590
5	8,142,200	9,777,778	0	0	0	6,518,519
6	207,700	253,497	0	0	0	168,998
7	237,879	240,000	0	0	0	160,000
8	318,900	396,667	0	0	0	264,444
9	910,100	963,162	0	0	0	642,108
10	281,600	317,778	0	0	0	211,852
11	361,700	363,248	0	0	0	242,165
12	2,417,000	2,711,111	0	0	0	1,807,407
13	224,850	281,202	0	0	0	187,468

Total

18,971,063	0	0	0
-------------------	----------	----------	----------

APPENDIX D

Calculations

for Jobs

\$100,000 - \$200,000

**Above 100,000
&
Below 200,000**

Markup Applied to Job (%)	Number of Jobs Won	Gross Profit on Jobs Won	Cost of Jobs Won	Bidding Efficiency (%)
0	5	0	607,147	0.0
1	5	5,102	612,249	1.5
2	5	10,204	617,352	3.0
3	5	15,306	622,454	4.5
4	5	20,408	627,556	5.9
5	5	25,510	632,658	7.4
6	5	30,612	637,760	8.9
7	5	35,715	642,862	10.4
8	3	24,852	394,518	7.2
9	3	27,958	397,625	8.1
10	2	18,636	240,403	5.4
11	1	8,407	99,357	2.4
12	1	9,171	100,121	2.7
13	1	9,936	100,886	2.9
14	1	10,700	101,650	3.1
15	1	11,464	102,414	3.3
16	1	12,229	103,179	3.6
17	1	12,993	103,943	3.8
18	1	13,757	104,707	4.0
19	0	0	0	0.0

Markup 0%

Job Number	Lowest Competitor's Bid	Assumed Bid	Win (1) Or Lose (0)	ART's Assumed Profit	Cost of Jobs Won	Assumed Direct Cost
1	102,500	108,035	0	0	0	90,786
2	101,072	114,750	0	0	0	96,429
3	142,152	130,817	1	0	130,817	109,930
4	152,570	157,250	0	0	0	132,143
5	142,900	147,499	0	0	0	123,949
6	121,600	129,540	0	0	0	108,857
7	159,540	147,900	1	0	147,900	124,286
8	129,700	121,881	1	0	121,881	102,421
9	102,707	133,531	0	0	0	112,211
10	105,017	90,950	1	0	90,950	76,429
11	128,740	144,186	0	0	0	121,164
12	125,000	148,292	0	0	0	124,615
13	122,638	115,600	1	0	115,600	97,143

Total

1,690,229 5 0 607,147

Markup 1%

Job Number	Lowest Competitor's Bid	Assumed Bid	Win (1) Or Lose (0)	ART's Assumed Profit	Cost of Jobs Won	Assumed Direct Cost
1	102,500	108,943	0	0	0	90,786
2	101,072	115,714	0	0	0	96,429
3	142,152	131,916	1	1,099	131,916	109,930
4	152,570	158,571	0	0	0	132,143
5	142,900	148,738	0	0	0	123,949
6	121,600	130,629	0	0	0	108,857
7	159,540	149,143	1	1,243	149,143	124,286
8	129,700	122,905	1	1,024	122,905	102,421
9	102,707	134,653	0	0	0	112,211
10	105,017	91,714	1	764	91,714	76,429
11	128,740	145,397	0	0	0	121,164
12	125,000	149,538	0	0	0	124,615
13	122,638	116,571	1	971	116,571	97,143

Total

1,704,433 5 5,102 612,349

Markup 2%

Job Number	Lowest Competitor's Bid	Assumed Bid	Win (1) Or Lose (0)	ART's Assumed Profit	Cost of Jobs Won	Assumed Direct Cost
1	102,500	109,851	0	0	0	90,786
2	101,072	116,679	0	0	0	96,429
3	142,152	133,015	1	2,199	133,015	109,930
4	152,570	159,893	0	0	0	132,143
5	142,900	149,978	0	0	0	123,949
6	121,600	131,717	0	0	0	108,857
7	159,540	150,386	1	2,486	150,386	124,286
8	129,700	123,929	1	2,048	123,929	102,421
9	102,707	135,775	0	0	0	112,211
10	105,017	92,479	1	1,529	92,479	76,429
11	128,740	146,609	0	0	0	121,164
12	125,000	150,784	0	0	0	124,615
13	122,638	117,543	1	1,943	117,543	97,143

Total

1,718,636	5	10,204	617,352
------------------	----------	---------------	----------------

Markup 3%

Job Number	Lowest Competitor's Bid	Assumed Bid	Win (1) Or Lose (0)	ART's Assumed Profit	Cost of Jobs Won	Assumed Direct Cost
1	102,500	110,759	0	0	0	90,786
2	101,072	117,643	0	0	0	96,429
3	142,152	134,115	1	3,298	134,115	109,930
4	152,570	161,214	0	0	0	132,143
5	142,900	151,217	0	0	0	123,949
6	121,600	132,806	0	0	0	108,857
7	159,540	151,629	1	3,729	151,629	124,286
8	129,700	124,953	1	3,073	124,953	102,421
9	102,707	136,897	0	0	0	112,211
10	105,017	93,243	1	2,293	93,243	76,429
11	128,740	147,820	0	0	0	121,164
12	125,000	152,030	0	0	0	124,615
13	122,638	118,514	1	2,914	118,514	97,143

Total

1,732,840 5 15,306 622,454

Markup 4%

Job Number	Lowest Competitor's Bid	Assumed Bid	Win (1) Or Lose (0)	ART's Assumed Profit	Cost of Jobs Won	Assumed Direct Cost
1	102,500	111,666	0	0	0	90,786
2	101,072	118,607	0	0	0	96,429
3	142,152	135,214	1	4,397	135,214	109,930
4	152,570	162,536	0	0	0	132,143
5	142,900	152,457	0	0	0	123,949
6	121,600	133,894	0	0	0	108,857
7	159,540	152,871	1	4,971	152,871	124,286
8	129,700	125,977	1	4,097	125,977	102,421
9	102,707	138,019	0	0	0	112,211
10	105,017	94,007	1	3,057	94,007	76,429
11	128,740	149,032	0	0	0	121,164
12	125,000	153,276	0	0	0	124,615
13	122,638	119,486	1	3,886	119,486	97,143

Total

1,747,044	5	20,408	627,556
------------------	----------	---------------	----------------

Markup 5%

Job Number	Lowest Competitor's Bid	Assumed Bid	Win (1) Or Lose (0)	ART's Assumed Profit	Cost of Jobs Won	Assumed Direct Cost
1	102,500	112,574	0	0	0	90,786
2	101,072	119,571	0	0	0	96,429
3	142,152	136,313	1	5,497	136,313	109,930
4	152,570	163,857	0	0	0	132,143
5	142,900	153,696	0	0	0	123,949
6	121,600	134,983	0	0	0	108,857
7	159,540	154,114	1	6,214	154,114	124,286
8	129,700	127,002	1	5,121	127,002	102,421
9	102,707	139,141	0	0	0	112,211
10	105,017	94,771	1	3,821	94,771	76,429
11	128,740	150,244	0	0	0	121,164
12	125,000	154,523	0	0	0	124,615
13	122,638	120,457	1	4,857	120,457	97,143

Total

1,761,247	5	25,510	632,658
------------------	----------	---------------	----------------

Markup 6%

Job Number	Lowest Competitor's Bid	Assumed Bid	Win (1) Or Lose (0)	ART's Assumed Profit	Cost of Jobs Won	Assumed Direct Cost
1	102,500	113,482	0	0	0	90,786
2	101,072	120,536	0	0	0	96,429
3	142,152	137,413	1	6,596	137,413	109,930
4	152,570	165,179	0	0	0	132,143
5	142,900	154,936	0	0	0	123,949
6	121,600	136,071	0	0	0	108,857
7	159,540	155,357	1	7,457	155,357	124,286
8	129,700	128,026	1	6,145	128,026	102,421
9	102,707	140,263	0	0	0	112,211
10	105,017	95,536	1	4,586	95,536	76,429
11	128,740	151,455	0	0	0	121,164
12	125,000	155,769	0	0	0	124,615
13	122,638	121,429	1	5,829	121,429	97,143

Total

1,775,451 5 30,612 637,760

Markup 7%

Job Number	Lowest Competitor's Bid	Assumed Bid	Win (1) Or Lose (0)	ART's Assumed Profit	Cost of Jobs Won	Assumed Direct Cost
1	102,500	114,390	0	0	0	90,786
2	101,072	121,500	0	0	0	96,429
3	142,152	138,512	1	7,695	138,512	109,930
4	152,570	166,500	0	0	0	132,143
5	142,900	156,175	0	0	0	123,949
6	121,600	137,160	0	0	0	108,857
7	159,540	156,600	1	8,700	156,600	124,286
8	129,700	129,050	1	7,169	129,050	102,421
9	102,707	141,386	0	0	0	112,211
10	105,017	96,300	1	5,350	96,300	76,429
11	128,740	152,667	0	0	0	121,164
12	125,000	157,015	0	0	0	124,615
13	122,638	122,400	1	6,800	122,400	97,143

Total

1,789,655	5	35,715	642,362
------------------	----------	---------------	----------------

Markup 8%

Job Number	Lowest Competitor's Bid	Assumed Bid	Win (1) Or Lose (0)	ART's Assumed Profit	Cost of Jobs Won	Assumed Direct Cost
1	102,500	115,298	0	0	0	90,786
2	101,072	122,464	0	0	0	96,429
3	142,152	139,611	1	8,794	139,611	109,930
4	152,570	167,821	0	0	0	132,143
5	142,900	157,415	0	0	0	123,949
6	121,600	138,249	0	0	0	108,857
7	159,540	157,843	1	9,943	157,843	124,286
8	129,700	130,074	0	0	0	102,421
9	102,707	142,508	0	0	0	112,211
10	105,017	97,064	1	6,114	97,064	76,429
11	128,740	153,879	0	0	0	121,164
12	125,000	158,261	0	0	0	124,615
13	122,638	123,371	0	0	0	97,143

Total

1,803,858	3	24,852	394,518
------------------	----------	---------------	----------------

Markup 9%

Job Number	Lowest Competitor's Bid	Assumed Bid	Win (1) Or Lose (0)	ART's Assumed Profit	Cost of Jobs Won	Assumed Direct Cost
1	102,500	116,206	0	0	0	90,786
2	101,072	123,429	0	0	0	96,429
3	142,152	140,710	1	9,894	140,710	109,930
4	152,570	169,143	0	0	0	132,143
5	142,900	158,654	0	0	0	123,949
6	121,600	139,337	0	0	0	108,857
7	159,540	159,086	1	11,186	159,086	124,286
8	129,700	131,099	0	0	0	102,421
9	102,707	143,630	0	0	0	112,211
10	105,017	97,829	1	6,879	97,829	76,429
11	128,740	155,090	0	0	0	121,164
12	125,000	159,507	0	0	0	124,615
13	122,638	124,343	0	0	0	97,143

Total

1,818,062	3	27,958	397,625
------------------	----------	---------------	----------------

Markup 10%

Job Number	Lowest Competitor's Bid	Assumed Bid	Win (1) Or Lose (0)	ART's Assumed Profit	Cost of Jobs Won	Assumed Direct Cost
1	102,500	117,114	0	0	0	90,786
2	101,072	124,393	0	0	0	96,429
3	142,152	141,810	1	10,993	141,810	109,930
4	152,570	170,464	0	0	0	132,143
5	142,900	159,894	0	0	0	123,949
6	121,600	140,426	0	0	0	108,857
7	159,540	160,329	0	0	0	124,286
8	129,700	132,123	0	0	0	102,421
9	102,707	144,752	0	0	0	112,211
10	105,017	98,593	1	7,643	98,593	76,429
11	128,740	156,302	0	0	0	121,164
12	125,000	160,753	0	0	0	124,615
13	122,638	125,314	0	0	0	97,143

Total

1,832,265	2	13,636	240,403
------------------	----------	---------------	----------------

Markup 11%

Job Number	Lowest Competitor's Bid	Assumed Bid	Win (1) Or Lose (0)	ART's Assumed Profit	Cost of Jobs Won	Assumed Direct Cost
1	102,500	118,021	0	0	0	90,786
2	101,072	125,357	0	0	0	96,429
3	142,152	142,909	0	0	0	109,930
4	152,570	171,786	0	0	0	132,143
5	142,900	161,133	0	0	0	123,949
6	121,600	141,514	0	0	0	108,857
7	159,540	161,571	0	0	0	124,286
8	129,700	133,147	0	0	0	102,421
9	102,707	145,874	0	0	0	112,211
10	105,017	99,357	1	8,407	99,357	76,429
11	128,740	157,514	0	0	0	121,164
12	125,000	162,000	0	0	0	124,615
13	122,638	126,286	0	0	0	97,143

Total

1,846,469	1	8,407	99,357
------------------	----------	--------------	---------------

Markup 12%

Job Number	Lowest Competitor's Bid	Assumed Bid	Win (1) Or Lose (0)	ART's Assumed Profit	Cost of Jobs Won	Assumed Direct Cost
1	102,500	118,929	0	0	0	90,786
2	101,072	126,321	0	0	0	96,429
3	142,152	144,008	0	0	0	109,930
4	152,570	173,107	0	0	0	132,143
5	142,900	162,373	0	0	0	123,949
6	121,600	142,603	0	0	0	108,857
7	159,540	162,814	0	0	0	124,286
8	129,700	134,171	0	0	0	102,421
9	102,707	146,996	0	0	0	112,211
10	105,017	100,121	1	9,171	100,121	76,429
11	128,740	158,725	0	0	0	121,164
12	125,000	163,246	0	0	0	124,615
13	122,638	127,257	0	0	0	97,143

Total

1,860,673	1	9,171	100,121
------------------	----------	--------------	----------------

Markup 13%

Job Number	Lowest Competitor's Bid	Assumed Bid	Win (1) Or Lose (0)	ART's Assumed Profit	Cost of Jobs Won	Assumed Direct Cost
1	102,500	119,837	0	0	0	90,786
2	101,072	127,286	0	0	0	96,429
3	142,152	145,108	0	0	0	109,930
4	152,570	174,429	0	0	0	132,143
5	142,900	163,612	0	0	0	123,949
6	121,600	143,691	0	0	0	108,857
7	159,540	164,057	0	0	0	124,286
8	129,700	135,195	0	0	0	102,421
9	102,707	148,118	0	0	0	112,211
10	105,017	100,886	1	9,936	100,886	76,429
11	128,740	159,937	0	0	0	121,164
12	125,000	164,492	0	0	0	124,615
13	122,638	128,229	0	0	0	97,143

Total

1,874,876	1	9,936	100,886
------------------	----------	--------------	----------------

Markup 14%

Job Number	Lowest Competitor's Bid	Assumed Bid	Win (1) Or Lose (0)	ART's Assumed Profit	Cost of Jobs Won	Assumed Direct Cost
1	102,500	120,745	0	0	0	90,786
2	101,072	128,250	0	0	0	96,429
3	142,152	146,207	0	0	0	109,930
4	152,570	175,750	0	0	0	132,143
5	142,900	164,852	0	0	0	123,949
6	121,600	144,780	0	0	0	108,857
7	159,540	165,300	0	0	0	124,286
8	129,700	136,220	0	0	0	102,421
9	102,707	149,240	0	0	0	112,211
10	105,017	101,650	1	10,700	101,650	76,429
11	128,740	161,149	0	0	0	121,164
12	125,000	165,738	0	0	0	124,615
13	122,638	129,200	0	0	0	97,143

Total

1,889,080	1	10,700	101,650
------------------	----------	---------------	----------------

Markup 15%

Job Number	Lowest Competitor's Bid	Assumed Bid	Win (1) Or Lose (0)	ART's Assumed Profit	Cost of Jobs Won	Assumed Direct Cost
1	102,500	121,653	0	0	0	90,786
2	101,072	129,214	0	0	0	96,429
3	142,152	147,306	0	0	0	109,930
4	152,570	177,071	0	0	0	132,143
5	142,900	166,091	0	0	0	123,949
6	121,600	145,869	0	0	0	108,857
7	159,540	166,543	0	0	0	124,286
8	129,700	137,244	0	0	0	102,421
9	102,707	150,362	0	0	0	112,211
10	105,017	102,414	1	11,464	102,414	76,429
11	128,740	162,360	0	0	0	121,164
12	125,000	166,984	0	0	0	124,615
13	122,638	130,171	0	0	0	97,143

Total

1,903,283	1	11,464	102,414
------------------	----------	---------------	----------------

Markup 16%

Job Number	Lowest Competitor's Bid	Assumed Bid	Win (1) Or Lose (0)	ART's Assumed Profit	Cost of Jobs Won	Assumed Direct Cost
1	102,500	122,561	0	0	0	90,786
2	101,072	130,179	0	0	0	96,429
3	142,152	148,406	0	0	0	109,930
4	152,570	178,393	0	0	0	132,143
5	142,900	167,331	0	0	0	123,949
6	121,600	146,957	0	0	0	108,857
7	159,540	167,786	0	0	0	124,286
8	129,700	138,268	0	0	0	102,421
9	102,707	151,484	0	0	0	112,211
10	105,017	103,179	1	12,229	103,179	76,429
11	128,740	163,572	0	0	0	121,164
12	125,000	168,230	0	0	0	124,615
13	122,638	131,143	0	0	0	97,143

Total

1,917,487	1	12,229	103,179
------------------	----------	---------------	----------------

Markup 17%

Job Number	Lowest Competitor's Bid	Assumed Bid	Win (1) Or Lose (0)	ART's Assumed Profit	Cost of Jobs Won	Assumed Direct Cost
1	102,500	123,469	0	0	0	90,786
2	101,072	131,143	0	0	0	96,429
3	142,152	149,505	0	0	0	109,930
4	152,570	179,714	0	0	0	132,143
5	142,900	168,570	0	0	0	123,949
6	121,600	148,046	0	0	0	108,857
7	159,540	169,029	0	0	0	124,286
8	129,700	139,292	0	0	0	102,421
9	102,707	152,607	0	0	0	112,211
10	105,017	103,943	1	12,993	103,943	76,429
11	128,740	164,783	0	0	0	121,164
12	125,000	169,476	0	0	0	124,615
13	122,638	132,114	0	0	0	97,143

Total

1,931,691	1	12,993	103,943
------------------	----------	---------------	----------------

Markup 18%

Job Number	Lowest Competitor's Bid	Assumed Bid	Win (1) Or Lose (0)	ART's Assumed Profit	Cost of Jobs Won	Assumed Direct Cost
1	102,500	124,376	0	0	0	90,786
2	101,072	132,107	0	0	0	96,429
3	142,152	150,604	0	0	0	109,930
4	152,570	181,036	0	0	0	132,143
5	142,900	169,810	0	0	0	123,949
6	121,600	149,134	0	0	0	108,857
7	159,540	170,271	0	0	0	124,286
8	129,700	140,316	0	0	0	102,421
9	102,707	153,729	0	0	0	112,211
10	105,017	104,707	1	13,757	104,707	76,429
11	128,740	165,995	0	0	0	121,164
12	125,000	170,723	0	0	0	124,615
13	122,638	133,086	0	0	0	97,143

Total

1,945,894	1	13,757	104,707
------------------	----------	---------------	----------------

Markup 19%

Job Number	Lowest Competitor's Bid	Assumed Bid	Win (1) Or Lose (0)	ART's Assumed Profit	Cost of Jobs Won	Assumed Direct Cost
1	102,500	125,284	0	0	0	90,786
2	101,072	133,071	0	0	0	96,429
3	142,152	151,703	0	0	0	109,930
4	152,570	182,357	0	0	0	132,143
5	142,900	171,049	0	0	0	123,949
6	121,600	150,223	0	0	0	108,857
7	159,540	171,514	0	0	0	124,286
8	129,700	141,341	0	0	0	102,421
9	102,707	154,851	0	0	0	112,211
10	105,017	105,471	0	0	0	76,429
11	128,740	167,207	0	0	0	121,164
12	125,000	171,969	0	0	0	124,615
13	122,638	134,057	0	0	0	97,143

Total

1,968,098 0 0 0

APPENDIX E

**Calculations
for Jobs
Under \$100,000**

Below 100,000

Markup Applied to Job (%)	Number of Jobs Won	Gross Profit on Jobs Won	Cost of Jobs Won	Bidding Efficiency (%)
0	7	0	388,258	0.0
1	7	3,263	391,521	1.9
2	7	6,525	394,784	3.9
3	7	9,788	398,046	5.8
4	6	10,749	330,522	6.4
5	6	13,436	333,209	8.0
6	5	14,342	298,792	8.6
7	5	16,732	301,183	10.0
8	5	19,123	303,573	11.4
9	5	21,513	305,963	12.8
10	5	23,903	308,354	14.3
11	5	26,294	310,744	15.7
12	5	28,684	313,134	17.1
13	4	24,189	245,610	14.4
14	4	26,050	247,471	15.5
15	4	27,910	249,331	16.7
16	3	19,813	167,168	11.8
17	3	21,051	168,406	12.6
18	3	22,289	169,645	13.3
19	3	23,527	170,883	14.0
20	2	14,076	97,828	8.4
21	1	7,156	47,709	4.3
22	1	7,497	48,050	4.5
23	1	7,838	48,391	4.7
24	1	8,179	48,731	4.9
25	1	8,519	49,072	5.1
26	1	8,860	49,413	5.3
27	1	9,201	49,754	5.5
28	0	0	0	0.0

Markup: 0%

Job Number	Lowest Competitor's Bid	Assumed Bid	Win (1) Or Lose (0)	ART's Assumed Profit	Cost of Jobs Won	Assumed Direct Cost
1	24,993	32,253	0	0	0	27,103
2	49,890	40,553	1	0	40,553	34,078
3	50,790	43,199	1	0	43,199	36,302
4	69,787	63,029	1	0	63,029	52,966
5	32,000	37,578	0	0	0	31,578
6	84,000	74,066	1	0	74,066	62,240
7	40,376	64,588	0	0	0	54,276
8	64,900	75,462	0	0	0	63,413
9	37,000	35,323	1	0	35,323	29,683
10	74,000	63,603	1	0	63,603	53,448
11	22,677	22,979	0	0	0	19,310
12	70,290	68,485	1	0	68,485	57,550
13	23,900	27,903	0	0	0	23,448

Total

649,022	7	0	388,258
----------------	----------	----------	----------------

Markup: 1%

Job Number	Lowest Competitor's Bid	Assumed Bid	Win (1) Or Lose (0)	ART's Assumed Profit	Cost of Jobs Won	Assumed Direct Cost
1	24,993	32,524	0	0	0	27,103
2	49,890	40,894	1	341	40,894	34,078
3	50,790	43,562	1	363	43,562	36,302
4	69,787	63,559	1	530	63,559	52,966
5	32,000	37,894	0	0	0	31,578
6	84,000	74,688	1	622	74,688	62,240
7	40,376	65,131	0	0	0	54,276
8	64,900	76,096	0	0	0	63,413
9	37,000	35,620	1	297	35,620	29,683
10	74,000	64,138	1	534	64,138	53,448
11	22,677	23,172	0	0	0	19,310
12	70,290	69,060	1	576	69,060	57,550
13	23,900	28,138	0	0	0	23,448

Total

654,476	7	3,263	391,521
----------------	----------	--------------	----------------

Markup: 2%

Job Number	Lowest Competitor's Bid	Assumed Bid	Win (1) Or Lose (0)	ART's Assumed Profit	Cost of Jobs Won	Assumed Direct Cost
1	24,993	32,795	0	0	0	27,103
2	49,890	41,234	1	682	41,234	34,078
3	50,790	43,926	1	726	43,926	36,302
4	69,787	64,088	1	1,059	64,088	52,966
5	32,000	38,209	0	0	0	31,578
6	84,000	75,310	1	1,245	75,310	62,240
7	40,376	65,674	0	0	0	54,276
8	64,900	76,730	0	0	0	63,413
9	37,000	35,917	1	594	35,917	29,683
10	74,000	64,672	1	1,069	64,672	53,448
11	22,677	23,366	0	0	0	19,310
12	70,290	69,636	1	1,151	69,636	57,550
13	23,900	28,372	0	0	0	23,448

Total

659,930	7	6,525	394,784
----------------	----------	--------------	----------------

Markup: 3%

Job Number	Lowest Competitor's Bid	Assumed Bid	Win (1) Or Lose (0)	ART's Assumed Profit	Cost of Jobs Won	Assumed Direct Cost
1	24,993	33,066	0	0	0	27,103
2	49,890	41,575	1	1,022	41,575	34,078
3	50,790	44,289	1	1,089	44,289	36,302
4	69,787	64,618	1	1,589	64,618	52,966
5	32,000	38,525	0	0	0	31,578
6	84,000	75,933	1	1,867	75,933	62,240
7	40,376	66,217	0	0	0	54,276
8	64,900	77,364	0	0	0	63,413
9	37,000	36,214	1	891	36,214	29,683
10	74,000	65,207	1	1,603	65,207	53,448
11	22,677	23,559	0	0	0	19,310
12	70,290	70,211	1	1,727	70,211	57,550
13	23,900	28,607	0	0	0	23,448

Total

665,384	7	9,788	398,046
----------------	----------	--------------	----------------

Markup: 4%

Job Number	Lowest Competitor's Bid	Assumed Bid	Win (1) Or Lose (0)	ART's Assumed Profit	Cost of Jobs Won	Assumed Direct Cost
1	24,993	33,337	0	0	0	27,103
2	49,890	41,916	1	1,363	41,916	34,078
3	50,790	44,652	1	1,452	44,652	36,302
4	69,787	65,148	1	2,119	65,148	52,966
5	32,000	38,841	0	0	0	31,578
6	84,000	76,555	1	2,490	76,555	62,240
7	40,376	66,759	0	0	0	54,276
8	64,900	77,998	0	0	0	63,413
9	37,000	36,511	1	1,187	36,511	29,683
10	74,000	65,741	1	2,138	65,741	53,448
11	22,677	23,752	0	0	0	19,310
12	70,290	70,787	0	0	0	57,550
13	23,900	28,841	0	0	0	23,448

Total

670,838	6	10,749	330,522
----------------	----------	---------------	----------------

Markup: 5%

Job Number	Lowest Competitor's Bid	Assumed Bid	Win (1) Or Lose (0)	ART's Assumed Profit	Cost of Jobs Won	Assumed Direct Cost
1	24,993	33,608	0	0	0	27,103
2	49,890	42,257	1	1,704	42,257	34,078
3	50,790	45,015	1	1,815	45,015	36,302
4	69,787	65,677	1	2,648	65,677	52,966
5	32,000	39,157	0	0	0	31,578
6	84,000	77,178	1	3,112	77,178	62,240
7	40,376	67,302	0	0	0	54,276
8	64,900	78,632	0	0	0	63,413
9	37,000	36,807	1	1,484	36,807	29,683
10	74,000	66,276	1	2,672	66,276	53,448
11	22,677	23,945	0	0	0	19,310
12	70,290	71,362	0	0	0	57,550
13	23,900	29,076	0	0	0	23,448

Total

676,292	6	13,436	333,209
----------------	----------	---------------	----------------

Markup: 6%

Job Number	Lowest Competitor's Bid	Assumed Bid	Win (1) Or Lose (0)	ART's Assumed Profit	Cost of Jobs Won	Assumed Direct Cost
1	24,993	33,879	0	0	0	27,103
2	49,890	42,597	1	2,045	42,597	34,078
3	50,790	45,378	1	2,178	45,378	36,302
4	69,787	66,207	1	3,178	66,207	52,966
5	32,000	39,472	0	0	0	31,578
6	84,000	77,800	1	3,734	77,800	62,240
7	40,376	67,845	0	0	0	54,276
8	64,900	79,266	0	0	0	63,413
9	37,000	37,104	0	0	0	29,683
10	74,000	66,810	1	3,207	66,810	53,448
11	22,677	24,138	0	0	0	19,310
12	70,290	71,938	0	0	0	57,550
13	23,900	29,310	0	0	0	23,448

Total

681,746	5	14,342	298,792
----------------	----------	---------------	----------------

Markup: 7%

Job Number	Lowest Competitor's Bid	Assumed Bid	Win (1) Or Lose (0)	ART's Assumed Profit	Cost of Jobs Won	Assumed Direct Cost
1	24,993	34,150	0	0	0	27,103
2	49,890	42,938	1	2,385	42,938	34,078
3	50,790	45,741	1	2,541	45,741	36,302
4	69,787	66,737	1	3,708	66,737	52,966
5	32,000	39,788	0	0	0	31,578
6	84,000	78,422	1	4,357	78,422	62,240
7	40,376	68,388	0	0	0	54,276
8	64,900	79,901	0	0	0	63,413
9	37,000	37,401	0	0	0	29,683
10	74,000	67,345	1	3,741	67,345	53,448
11	22,677	24,331	0	0	0	19,310
12	70,290	72,513	0	0	0	57,550
13	23,900	29,545	0	0	0	23,448

Total

687,200	5	16,732	301,183
----------------	----------	---------------	----------------

Markup: 8%

Job Number	Lowest Competitor's Bid	Assumed Bid	Win (1) Or Lose (0)	ART's Assumed Profit	Cost of Jobs Won	Assumed Direct Cost
1	24,993	34,421	0	0	0	27,103
2	49,890	43,279	1	2,726	43,279	34,078
3	50,790	46,104	1	2,904	46,104	36,302
4	69,787	67,266	1	4,237	67,266	52,966
5	32,000	40,104	0	0	0	31,578
6	84,000	79,045	1	4,979	79,045	62,240
7	40,376	68,930	0	0	0	54,276
8	64,900	80,535	0	0	0	63,413
9	37,000	37,698	0	0	0	29,683
10	74,000	67,879	1	4,276	67,879	53,448
11	22,677	24,524	0	0	0	19,310
12	70,290	73,089	0	0	0	57,550
13	23,900	29,779	0	0	0	23,448

Total

692,654	5	19,123	303,573
----------------	----------	---------------	----------------

Markup: 9%

Job Number	Lowest Competitor's Bid	Assumed Bid	Win (1) Or Lose (0)	ART's Assumed Profit	Cost of Jobs Won	Assumed Direct Cost
1	24,993	34,692	0	0	0	27,103
2	49,890	43,620	1	3,067	43,620	34,078
3	50,790	46,467	1	3,267	46,467	36,302
4	69,787	67,796	1	4,767	67,796	52,966
5	32,000	40,420	0	0	0	31,578
6	84,000	79,667	1	5,602	79,667	62,240
7	40,376	69,473	0	0	0	54,276
8	64,900	81,169	0	0	0	63,413
9	37,000	37,995	0	0	0	29,683
10	74,000	68,414	1	4,810	68,414	53,448
11	22,677	24,717	0	0	0	19,310
12	70,290	73,664	0	0	0	57,550
13	23,900	30,014	0	0	0	23,448

Total

698,108	5	21,513	305,963
----------------	----------	---------------	----------------

Markup: 10%

Job Number	Lowest Competitor's Bid	Assumed Bid	Win (1) Or Lose (0)	ART's Assumed Profit	Cost of Jobs Won	Assumed Direct Cost
1	24,993	34,963	0	0	0	27,103
2	49,890	43,961	1	3,408	43,961	34,078
3	50,790	46,830	1	3,630	46,830	36,302
4	69,787	68,326	1	5,297	68,326	52,966
5	32,000	40,736	0	0	0	31,578
6	84,000	80,290	1	6,224	80,290	62,240
7	40,376	70,016	0	0	0	54,276
8	64,900	81,803	0	0	0	63,413
9	37,000	38,292	0	0	0	29,683
10	74,000	68,948	1	5,345	68,948	53,448
11	22,677	24,910	0	0	0	19,310
12	70,290	74,240	0	0	0	57,550
13	23,900	30,248	0	0	0	23,448

Total

703,562	5	23,903	308,354
----------------	----------	---------------	----------------

Markup: 11%

Job Number	Lowest Competitor's Bid	Assumed Bid	Win (1) Or Lose (0)	ART's Assumed Profit	Cost of Jobs Won	Assumed Direct Cost
1	24,993	35,234	0	0	0	27,103
2	49,890	44,301	1	3,749	44,301	34,078
3	50,790	47,193	1	3,993	47,193	36,302
4	69,787	68,855	1	5,826	68,855	52,966
5	32,000	41,051	0	0	0	31,578
6	84,000	80,912	1	6,846	80,912	62,240
7	40,376	70,559	0	0	0	54,276
8	64,900	82,437	0	0	0	63,413
9	37,000	38,588	0	0	0	29,683
10	74,000	69,483	1	5,879	69,483	53,448
11	22,677	25,103	0	0	0	19,310
12	70,290	74,815	0	0	0	57,550
13	23,900	30,483	0	0	0	23,448

Total

709,016	5	26,294	310,744
----------------	----------	---------------	----------------

Markup: 12%

Job Number	Lowest Competitor's Bid	Assumed Bid	Win (1) Or Lose (0)	ART's Assumed Profit	Cost of Jobs Won	Assumed Direct Cost
1	24,993	35,506	0	0	0	27,103
2	49,890	44,642	1	4,089	44,642	34,078
3	50,790	47,556	1	4,356	47,556	36,302
4	69,787	69,385	1	6,356	69,385	52,966
5	32,000	41,367	0	0	0	31,578
6	84,000	81,534	1	7,469	81,534	62,240
7	40,376	71,101	0	0	0	54,276
8	64,900	83,071	0	0	0	63,413
9	37,000	38,885	0	0	0	29,683
10	74,000	70,017	1	6,414	70,017	53,448
11	22,677	25,297	0	0	0	19,310
12	70,290	75,391	0	0	0	57,550
13	23,900	30,717	0	0	0	23,448

Total

714,469	5	28,684	313,134
----------------	----------	---------------	----------------

Markup: 13%

Job Number	Lowest Competitor's Bid	Assumed Bid	Win (1) Or Lose (0)	ART's Assumed Profit	Cost of Jobs Won	Assumed Direct Cost
1	24,993	35,777	0	0	0	27,103
2	49,890	44,983	1	4,430	44,983	34,078
3	50,790	47,919	1	4,719	47,919	36,302
4	69,787	69,914	0	0	0	52,966
5	32,000	41,683	0	0	0	31,578
6	84,000	82,157	1	8,091	82,157	62,240
7	40,376	71,644	0	0	0	54,276
8	64,900	83,705	0	0	0	63,413
9	37,000	39,182	0	0	0	29,683
10	74,000	70,552	1	6,948	70,552	53,448
11	22,677	25,490	0	0	0	19,310
12	70,290	75,966	0	0	0	57,550
13	23,900	30,952	0	0	0	23,448

Total

719,923	4	24,189	245,610
----------------	----------	---------------	----------------

Markup: 14%

Job Number	Lowest Competitor's Bid	Assumed Bid	Win (1) Or Lose (0)	ART's Assumed Profit	Cost of Jobs Won	Assumed Direct Cost
1	24,993	36,048	0	0	0	27,103
2	49,890	45,324	1	4,771	45,324	34,078
3	50,790	48,282	1	5,082	48,282	36,302
4	69,787	70,444	0	0	0	52,966
5	32,000	41,999	0	0	0	31,578
6	84,000	82,779	1	8,714	82,779	62,240
7	40,376	72,187	0	0	0	54,276
8	64,900	84,339	0	0	0	63,413
9	37,000	39,479	0	0	0	29,683
10	74,000	71,086	1	7,483	71,086	53,448
11	22,677	25,683	0	0	0	19,310
12	70,290	76,542	0	0	0	57,550
13	23,900	31,186	0	0	0	23,448

Total

725,377	4	26,050	247,471
----------------	----------	---------------	----------------

Markup: 15%

Job Number	Lowest Competitor's Bid	Assumed Bid	Win (1) Or Lose (0)	ART's Assumed Profit	Cost of Jobs Won	Assumed Direct Cost
1	24,993	36,319	0	0	0	27,103
2	49,890	45,664	1	5,112	45,664	34,078
3	50,790	48,645	1	5,445	48,645	36,302
4	69,787	70,974	0	0	0	52,966
5	32,000	42,314	0	0	0	31,578
6	84,000	83,402	1	9,336	83,402	62,240
7	40,376	72,730	0	0	0	54,276
8	64,900	84,974	0	0	0	63,413
9	37,000	39,776	0	0	0	29,683
10	74,000	71,621	1	8,017	71,621	53,448
11	22,677	25,876	0	0	0	19,310
12	70,290	77,117	0	0	0	57,550
13	23,900	31,421	0	0	0	23,448

Total

730,831	4	27,910	249,331
----------------	----------	---------------	----------------

Markup: 16%

Job Number	Lowest Competitor's Bid	Assumed Bid	Win (1) Or Lose (0)	ART's Assumed Profit	Cost of Jobs Won	Assumed Direct Cost
1	24,993	36,590	0	0	0	27,103
2	49,890	46,005	1	5,452	46,005	34,078
3	50,790	49,008	1	5,808	49,008	36,302
4	69,787	71,503	0	0	0	52,966
5	32,000	42,630	0	0	0	31,578
6	84,000	84,024	0	0	0	62,240
7	40,376	73,272	0	0	0	54,276
8	64,900	85,608	0	0	0	63,413
9	37,000	40,073	0	0	0	29,683
10	74,000	72,155	1	8,552	72,155	53,448
11	22,677	26,069	0	0	0	19,310
12	70,290	77,693	0	0	0	57,550
13	23,900	31,655	0	0	0	23,448

Total

736,285	3	19,813	167,168
----------------	----------	---------------	----------------

Markup: 17%

Job Number	Lowest Competitor's Bid	Assumed Bid	Win (1) Or Lose (0)	ART's Assumed Profit	Cost of Jobs Won	Assumed Direct Cost
1	24,993	36,861	0	0	0	27,103
2	49,890	46,346	1	5,793	46,346	34,078
3	50,790	49,371	1	6,171	49,371	36,302
4	69,787	72,033	0	0	0	52,966
5	32,000	42,946	0	0	0	31,578
6	84,000	84,646	0	0	0	62,240
7	40,376	73,815	0	0	0	54,276
8	64,900	86,242	0	0	0	63,413
9	37,000	40,369	0	0	0	29,683
10	74,000	72,690	1	9,086	72,690	53,448
11	22,677	26,262	0	0	0	19,310
12	70,290	78,268	0	0	0	57,550
13	23,900	31,890	0	0	0	23,448

Total

741,739	3	21,051	168,406
----------------	----------	---------------	----------------

Markup: 18%

Job Number	Lowest Competitor's Bid	Assumed Bid	Win (1) Or Lose (0)	ART's Assumed Profit	Cost of Jobs Won	Assumed Direct Cost
1	24,993	37,132	0	0	0	27,103
2	49,890	46,687	1	6,134	46,687	34,078
3	50,790	49,734	1	6,534	49,734	36,302
4	69,787	72,563	0	0	0	52,966
5	32,000	43,262	0	0	0	31,578
6	84,000	85,269	0	0	0	62,240
7	40,376	74,358	0	0	0	54,276
8	64,900	86,876	0	0	0	63,413
9	37,000	40,666	0	0	0	29,683
10	74,000	73,224	1	9,621	73,224	53,448
11	22,677	26,455	0	0	0	19,310
12	70,290	78,844	0	0	0	57,550
13	23,900	32,124	0	0	0	23,448

Total

747,193	3	22,289	169,645
----------------	----------	---------------	----------------

Markup: 19%

Job Number	Lowest Competitor's Bid	Assumed Bid	Win (1) Or Lose (0)	ART's Assumed Profit	Cost of Jobs Won	Assumed Direct Cost
1	24,993	37,403	0	0	0	27,103
2	49,890	47,028	1	6,475	47,028	34,078
3	50,790	50,097	1	6,897	50,097	36,302
4	69,787	73,092	0	0	0	52,966
5	32,000	43,578	0	0	0	31,578
6	84,000	85,891	0	0	0	62,240
7	40,376	74,901	0	0	0	54,276
8	64,900	87,510	0	0	0	63,413
9	37,000	40,963	0	0	0	29,683
10	74,000	73,759	1	10,155	73,759	53,448
11	22,677	26,648	0	0	0	19,310
12	70,290	79,419	0	0	0	57,550
13	23,900	32,359	0	0	0	23,448

Total

752,647	3	23,527	170,883
----------------	----------	---------------	----------------

Markup: 20%

Job Number	Lowest Competitor's Bid	Assumed Bid	Win (1) Or Lose (0)	ART's Assumed Profit	Cost of Jobs Won	Assumed Direct Cost
1	24,993	37,674	0	0	0	27,103
2	49,890	47,368	1	6,816	47,368	34,078
3	50,790	50,460	1	7,260	50,460	36,302
4	69,787	73,622	0	0	0	52,966
5	32,000	43,893	0	0	0	31,578
6	84,000	86,514	0	0	0	62,240
7	40,376	75,443	0	0	0	54,276
8	64,900	88,144	0	0	0	63,413
9	37,000	41,260	0	0	0	29,683
10	74,000	74,293	0	0	0	53,448
11	22,677	26,841	0	0	0	19,310
12	70,290	79,995	0	0	0	57,550
13	23,900	32,593	0	0	0	23,448

Total

758,101	2	14,076	97,828
----------------	----------	---------------	---------------

Markup: 21%

Job Number	Lowest Competitor's Bid	Assumed Bid	Win (1) Or Lose (0)	ART's Assumed Profit	Cost of Jobs Won	Assumed Direct Cost
1	24,993	37,945	0	0	0	27,103
2	49,890	47,709	1	7,156	47,709	34,078
3	50,790	50,823	0	0	0	36,302
4	69,787	74,152	0	0	0	52,966
5	32,000	44,209	0	0	0	31,578
6	84,000	87,136	0	0	0	62,240
7	40,376	75,986	0	0	0	54,276
8	64,900	88,778	0	0	0	63,413
9	37,000	41,557	0	0	0	29,683
10	74,000	74,828	0	0	0	53,448
11	22,677	27,034	0	0	0	19,310
12	70,290	80,570	0	0	0	57,550
13	23,900	32,828	0	0	0	23,448

Total

763,555	1	7,156	47,709
----------------	----------	--------------	---------------

Markup: 22%

Job Number	Lowest Competitor's Bid	Assumed Bid	Win (1) Or Lose (0)	ART's Assumed Profit	Cost of Jobs Won	Assumed Direct Cost
1	24,993	38,216	0	0	0	27,103
2	49,890	48,050	1	7,497	48,050	34,078
3	50,790	51,186	0	0	0	36,302
4	69,787	74,681	0	0	0	52,966
5	32,000	44,525	0	0	0	31,578
6	84,000	87,758	0	0	0	62,240
7	40,376	76,529	0	0	0	54,276
8	64,900	89,412	0	0	0	63,413
9	37,000	41,854	0	0	0	29,683
10	74,000	75,362	0	0	0	53,448
11	22,677	27,228	0	0	0	19,310
12	70,290	81,146	0	0	0	57,550
13	23,900	33,062	0	0	0	23,448

Total

769,009	1	7,497	48,050
----------------	----------	--------------	---------------

Markup: 23%

Job Number	Lowest Competitor's Bid	Assumed Bid	Win (1) Or Lose (0)	ART's Assumed Profit	Cost of Jobs Won	Assumed Direct Cost
1	24,993	38,487	0	0	0	27,103
2	49,890	48,391	1	7,838	48,391	34,078
3	50,790	51,549	0	0	0	36,302
4	69,787	75,211	0	0	0	52,966
5	32,000	44,841	0	0	0	31,578
6	84,000	88,381	0	0	0	62,240
7	40,376	77,072	0	0	0	54,276
8	64,900	90,047	0	0	0	63,413
9	37,000	42,150	0	0	0	29,683
10	74,000	75,897	0	0	0	53,448
11	22,677	27,421	0	0	0	19,310
12	70,290	81,721	0	0	0	57,550
13	23,900	33,297	0	0	0	23,448

Total

774,463	1	7,838	48,391
----------------	----------	--------------	---------------

Markup: 24%

Job Number	Lowest Competitor's Bid	Assumed Bid	Win (1) Or Lose (0)	ART's Assumed Profit	Cost of Jobs Won	Assumed Direct Cost
1	24,993	38,758	0	0	0	27,103
2	49,890	48,731	1	8,179	48,731	34,078
3	50,790	51,912	0	0	0	36,302
4	69,787	75,741	0	0	0	52,966
5	32,000	45,156	0	0	0	31,578
6	84,000	89,003	0	0	0	62,240
7	40,376	77,614	0	0	0	54,276
8	64,900	90,681	0	0	0	63,413
9	37,000	42,447	0	0	0	29,683
10	74,000	76,431	0	0	0	53,448
11	22,677	27,614	0	0	0	19,310
12	70,290	82,297	0	0	0	57,550
13	23,900	33,531	0	0	0	23,448

Total

779,917	1	8,179	48,731
----------------	----------	--------------	---------------

Markup: 25%

Job Number	Lowest Competitor's Bid	Assumed Bid	Win (1) Or Lose (0)	ART's Assumed Profit	Cost of Jobs Won	Assumed Direct Cost
1	24,993	39,029	0	0	0	27,103
2	49,890	49,072	1	8,519	49,072	34,078
3	50,790	52,275	0	0	0	36,302
4	69,787	76,270	0	0	0	52,966
5	32,000	45,472	0	0	0	31,578
6	84,000	89,626	0	0	0	62,240
7	40,376	78,157	0	0	0	54,276
8	64,900	91,315	0	0	0	63,413
9	37,000	42,744	0	0	0	29,683
10	74,000	76,966	0	0	0	53,448
11	22,677	27,807	0	0	0	19,310
12	70,290	82,872	0	0	0	57,550
13	23,900	33,766	0	0	0	23,448

Total

785,371	1	8,519	49,072
----------------	----------	--------------	---------------

Markup: 26%

Job Number	Lowest Competitor's Bid	Assumed Bid	Win (1) Or Lose (0)	ART's Assumed Profit	Cost of Jobs Won	Assumed Direct Cost
1	24,993	39,300	0	0	0	27,103
2	49,890	49,413	1	8,860	49,413	34,078
3	50,790	52,638	0	0	0	36,302
4	69,787	76,800	0	0	0	52,966
5	32,000	45,788	0	0	0	31,578
6	84,000	90,248	0	0	0	62,240
7	40,376	78,700	0	0	0	54,276
8	64,900	91,949	0	0	0	63,413
9	37,000	43,041	0	0	0	29,683
10	74,000	77,500	0	0	0	53,448
11	22,677	28,000	0	0	0	19,310
12	70,290	83,448	0	0	0	57,550
13	23,900	34,000	0	0	0	23,448

Total

790,825	1	8,860	49,413
----------------	----------	--------------	---------------

Markup: 27%

Job Number	Lowest Competitor's Bid	Assumed Bid	Win (1) Or Lose (0)	ART's Assumed Profit	Cost of Jobs Won	Assumed Direct Cost
1	24,993	39,571	0	0	0	27,103
2	49,890	49,754	1	9,201	49,754	34,078
3	50,790	53,001	0	0	0	36,302
4	69,787	77,330	0	0	0	52,966
5	32,000	46,104	0	0	0	31,578
6	84,000	90,870	0	0	0	62,240
7	40,376	79,243	0	0	0	54,276
8	64,900	92,583	0	0	0	63,413
9	37,000	43,338	0	0	0	29,683
10	74,000	78,034	0	0	0	53,448
11	22,677	28,193	0	0	0	19,310
12	70,290	84,024	0	0	0	57,550
13	23,900	34,234	0	0	0	23,448

Total

796,279	1	9,201	49,754
----------------	----------	--------------	---------------

Markup: 28%

Job Number	Lowest Competitor's Bid	Assumed Bid	Win (1) Or Lose (0)	ART's Assumed Profit	Cost of Jobs Won	Assumed Direct Cost
1	24,993	39,842	0	0	0	27,103
2	49,890	50,095	0	0	0	34,078
3	50,790	53,364	0	0	0	36,302
4	69,787	77,859	0	0	0	52,966
5	32,000	46,420	0	0	0	31,578
6	84,000	91,493	0	0	0	62,240
7	40,376	79,786	0	0	0	54,276
8	64,900	93,217	0	0	0	63,413
9	37,000	43,635	0	0	0	29,683
10	74,000	78,569	0	0	0	53,448
11	22,677	28,386	0	0	0	19,310
12	70,290	84,599	0	0	0	57,550
13	23,900	34,469	0	0	0	23,448

Total

801,733	0	0	0
----------------	----------	----------	----------

APPENDIX F

**Bid Data
for
Jobs over
\$200,000**

(Source: Naval Air Station, Jacksonville, Florida)

Issuing Office - OICC - JAX AREA JACKSONVILLE, FL
 PROJECT TITLE: MODIFICATIONS TO SWITCHING STATION 1317, NAVAL STATION, MAYPORT, FL
 \$ GOVT EST ⁰⁰ 216,000
 CONTROL AMOUNT \$

No.	Offeror	Bid Bond		Amend Ack	Bid Item 1 \$	Bid Item 2 \$	Bid Item 3 \$	Bid Item 4 \$	Total \$
		Type	Amt						
1	DARCON, INC. TAMPA, FL	✓	✓	-	246,980 ⁰⁰				
2	CONSOLIDATED ELECTRICAL CONT. DOTHAN, AL	✓	✓	-	289,814 ⁰⁰				
3	OLSON ELECTRIC UTILITY HOLLY HILL, FL	✓	✓	-	554,617 ⁰⁰				
4	EAST BAY ELECTRIC PANAMA CITY, FL	✓	✓	-	237,879 ⁰⁰				141
5	ACME ELECTRIC, INC. PENSACOLA, FL	✓	✓	-	278,300 ⁰⁰				
6	BARNES ELECTRIC CO., INC. PENSACOLA, FL	✓	✓	-	868,800 ⁰⁰				
7	WATT ELECTRIC CO. VINCENTOWN, NEW JERSEY	✓	✓	-	254,400 ⁰⁰				
8	MCCLURE ELECTRICAL CONST., INC. ATLANTA, GA	✓	✓	-	266,700 ⁰⁰				
9	SUN ELECTRIC COMPANY JACKSONVILLE, FL	✓	✓	-	245,190 ⁰⁰				
10	J. L. MALONE & ASSOCIATES, ALBANY, GA	✓	✓	-	248,000 ⁰⁰				

I certify that I have opened and recorded on this abstract all offers received in response to this solicitation
 Signature and Title of Certifying Official: *[Signature]*
 DATE 22 AUG 90
 SEC USNR

Issuing Office - SOUTHERN DIVISION CHARLESTON, SC N62467-89-B-0813 11 SEP 92 3 NOV 92 3 JAN 93 6 1

No.	Offeror	Bid Bond Type	Bid Bond Amt	Amend Ack	GOVT EST		CONTROL AMOUNT				Total
					Bid Item 1	Bid Item 2	Bid Item 3	Bid Item 4	Bid Item 3	Bid Item 4	
1	DIMARE CONSTRUCTION CO. JACKSONVILLE, FL	✓	✓	✓	\$715,000	\$55,000	\$5,000	\$5,000	\$23,000	\$23,000	
2	ARKO CONSTRUCTION & ENGINEERING JACKSONVILLE, FL	✓	✓	✓	\$75,000	\$82,000	\$12,000	\$10,000	\$10,000	\$10,000	(3)
3	JENKINS CONSTRUCTION, INC. II JACKSONVILLE, FL	✓	✓	✓	\$898,548	\$105,380	\$7,103	\$9,991	\$9,991	\$9,991	
4	UNICON GROUP INC. PONTE VEDRA BEACH, FL	✓	✓	✓	\$889,000	\$94,000	\$5,400	\$10,500	\$10,500	\$10,500	144
5	MILITARY CONSTRUCTION CORP. ORANGE PARK, FL	✓	✓	✓	\$961,000	\$99,087	\$3,057	\$10,067	\$10,067	\$10,067	
6	SUPERIOR CONSTRUCTION CO., INC. JACKSONVILLE, FL	✓	✓	✓	\$1,102,730	\$107,396	\$6,700	\$10,872	\$10,872	\$10,872	(1)
7	PHOENIX COMMERCIAL CORP. ORANGE PARK, FL	✓	✓	✓	\$847,000	\$48,000	\$4,800	\$10,300	\$10,300	\$10,300	
8	DAN RICE CONSTRUCTION CO. HOLLY HILL, FL	✓	✓	✓	\$856,000	\$77,000	\$6,000	\$10,000	\$10,000	\$10,000	(2)
9	L. C. GASKINS CONSTRUCTION CO. JACKSONVILLE, FL	✓	✓	✓	\$949,350	\$69,500	\$7,200	\$9,800	\$9,800	\$9,800	
10											

I certify that I have opened read and recorded on this abstract all offers received in response to this solicitation Chico Letellier Signature and Title Of Certifying Official Jerry L. Murphy DATE 3 NOV 92

Issuing Office - N62467-89-B-6244 23 JUL 90 22 AUG 90 21 OCT 90 0 2

OICC - JAX AREA JACKSONVILLE, FL PROJECT TITLE: # GOVT EST ⁰⁰ CONTROL AMOUNT \$

No.	Offeror	Bid Bond		Amend Ack	Bid Item 1 \$	Bid Item 2 \$	Bid Item 3 \$	Bid Item 4 \$	Total \$
		Type	Amt						
1	JENSEN OF JACKSONVILLE, INC. JACKSONVILLE, FL	✓	✓	-	286,000				
2	PETR ENVIRONMENTAL SVCS., INC. JACKSONVILLE, FL	For	6224	-	375,666				
3	MIAMI COMFORT AIR, INC. MIAMI, FL	✓	✓	-	383,333				
4	BARCORP, INC. JACKSONVILLE, FL	✓	✓	-	525,000				145
5	J. L. MALONE & ASSOCIATES, ALBANY, GA	✓	✓	-	343,800				
6	UNICON GROUP, INC. PONTE VEDRA BEACH, FL	✓	✓	-	375,999				
7	SAUER INCORPORATED JACKSONVILLE, FL	✓	✓	-	281,600		①		
8	DAN RICE CONSTRUCTION CO. HOLLY HILL, FL	✓	✓	-	287,782		②		
9	R. B. GAY CONSTRUCTION CO JACKSONVILLE, FL	✓	✓	-	371,000				
10	COKER CORPORATION JACKSONVILLE, FL	✓	✓	-	422,596				

I certify that I have opened read and recorded on this abstract all offers received in response to this solicitation *Chub Feltner 8/22/90* Signature and Title of Certifying Official *W. Arthur J. ...* DATE 22 AUG 90

Issuing Office - N62467-89-B-6244 23 JUL 90 22 AUG 90 21 OCT 90 0 2 2

No.	Offeror	PROJECT TITLE:			GOVT EST	CONTROL AMOUNT \$				Total \$
		Bid Type	Bid Bond Amt	Amend Ack		Bid Item 1 \$	Bid Item 2 \$	Bid Item 3 \$	Bid Item 4 \$	
11	DARCCO, INC JACKSONVILLE, FL	Revised		-	369,865 ⁰⁰					
12	PETTICOAT CONTRACTING, INC. JACKSONVILLE, FL	✓	✓	-	326,000 ⁰⁰					
13	L. C. GASKINS CONSTRUCTION CO. JACKSONVILLE, FL	✓	✓	-	432,800 ⁰⁰					
14	PHOENIX COMMERCIAL CORP. ORANGE PARK, FL	✓	✓	-	332,300 ⁰⁰					146
15	LEO'S CONSTRUCTION & FENCE, INC. ST. MARY'S, GA	✓	✓	-	330,000 ⁰⁰					
6										
7										
8										
9										
10										

I certify that I have opened read and recorded on this abstract all offers received in response to this solicitation

Signature and Title Of Certifying Official: *March 1. Post* DATE 22 AUG 90
 CEC USNR

SOLICITATION ISSUED OPENED BID EXPIRES NO ADDENDA

PAGE 1 OF 1 PAGES

N62467-89-B-0461 21 MAY 90 12 JUL 90 12 SEP 90 2

ABSTRACT OF OFFERS - CONSTRUCTION

NO	OFFEROR	PROJECT TITLE	RETROFIT TEST	CELL 004, NAVAL AIR STATION CECIL FIELD, FL	ADDITIONAL ACQUISITION	TYPE	EST	JOB LIST	CONTROL AMOUNT \$				TOTAL	
									BID ITEM #1	BID ITEM #2	BID ITEM #3	BID ITEM #4		
1	INTERNATIONAL STEEL INDUSTRIES ORLANDO, FL		20%	1		✓			\$ 2,440,000					
2	SAUER INCORPORATED JACKSONVILLE, FL		20%	1, 2		✓			3,098,800					
3	MILITARY CONSTRUCTION CORP ORANGE PARK, FL		20%	1, 2		✓			2,542,000					
4	R. B. GAY CONSTRUCTION CO., INC. JACKSONVILLE, FL		20%	1, 2		✓			2,417,000					
5	L.C. GASKINS CONSTRUCTION CO., INC. JACKSONVILLE, FL		20%	1, 2		✓			2,864,820					
6	NELSON CONSTRUCTION CO OF JAX JACKSONVILLE, FL		20%	1, 2		✓			3,036,100					
7	DAVID BOLAND INC. TITUSVILLE, FL		20%	1, 2		✓			3,199,000					
8									2,583,000					
9														
10														
11														

SIGNATURE AND DATE
 12 July 90

I certify that I have opened and am recording on this abstract all offers received in response to this solicitation

147

Issuing Office - N62467-91-B-6165 19 AUG 91 18 SEP 91 17 NOV 91 2

OICC - JAX AREA JACKSONVILLE, FL. PROJECT TITLE: RENOVATIONS & ADDITIONS TO HANGAR 67 & LINE SHACK 310, NAVAL AIR STATION CECIL FIELD, FLORIDA

No.	Offeror	Bid Bond Type	Bid Bond Amt	Amend Ack	GOVT EST	CONTROL AMOUNT \$				Total
						Bid Item 1	Bid Item 2	Bid Item 3	Bid Item 4	
1	HARRISON BUILDING, INC. JACKSONVILLE, FL	✓	✓	✓	326,923					
2	BILL WILLIAMS A/C & HEATING, INC. JACKSONVILLE, FL	✓	✓	✓	452,700					
3	C. C. BORDEN CONSTRUCTION, INC. JACKSONVILLE, FL	✓	✓	✓	394,473					
4	PEEL BUILDERS, INC. JACKSONVILLE, FL	✓	✓	✓	429,000					148
5	PHOENIX COMMERCIAL CORP. ORANGE PARK, FL	✓	✓	✓	390,000					
6	MILITARY CONSTRUCTION CORP. ORANGE PARK, FL	✓	✓	✓	361,700					
7	SAUER INCORPORATED JACKSONVILLE, FL	✓	✓	✓	374,000					
8	COKER CORPORATION JACKSONVILLE, FL	✓	✓	✓	369,971					
9	ALPHA SERVICE, INC. JACKSONVILLE, FL	✓	✓	✓	383,000					

10 I certify that I have opened read and recorded on this abstract all offers received in response to this solicitation *Chris L. Miller* Signature and Title Of Certifying Official *L. Masters* DATE *4/1/91*

ABSTRACT OF OFFERS-CONSTRUCTION N62467-91-B-2430 21 AUG 92 24 SEP 92 23 NOV 92 0 1

Issuing Office - OICC - JAX AREA JACKSONVILLE, FL. PROJECT TITLE: INSTALLATION OF DRAWDOWN WASTEWATER COLLECTION SYSTEM FOR JET FUEL TANKS, NAVAL AIR STATION, JACKSONVILLE, FLORIDA

No.	Offeror	Bid Bond Type	Bid Bond Amt	Amend Ack	GOVT EST		CONTROL AMOUNT \$				Total \$	
					Bid Item 1	Bid Item 2	Bid Item 3	Bid Item 4	Bid Item 1	Bid Item 2		Bid Item 3
1	DELTA INDUSTRIAL CONTRACTORS, INC. LOCUST GROVE, GA	✓	✓	0	224,850.00	0	0	0	0	0	0	224,850.00
2	MILTON J. WOOD COMPANY JACKSONVILLE, FL	✓	✓	0	275,087.00	0	0	0	0	0	0	275,087.00
3	SAWCROSS, INC. JACKSONVILLE, FL	✓	✓	0	275,100.00	0	0	0	0	0	0	275,100.00
4	SAUER INC. JACKSONVILLE, FL	✓	✓	0	230,471.00	0	0	0	0	0	0	230,471.00
5	MILMIR CONSTRUCTION INC. JACKSONVILLE, FL	✓	✓	0	274,000.00	0	0	0	0	0	0	274,000.00
6												
7												
8												
9												
10												

I certify that I have opened and recorded on this abstract all offers received in response to this solicitation

Signature and Title Of Certifying Official: *Sauer D. Carroll* DATE: 9-24-92

149

Issuing Office - N62467-90-B-2453 10 AUG 90 11 SEP 90 10 NOV 90

No.	Offeror	Bid Bond Type	Bid Amt	Amend Ack	GOVT EST	CONTROL AMOUNT \$				
						Bid Item 1 \$	Bid Item 2 \$	Bid Item 3 \$	Bid Item 4 \$	
1	B & G REFRIGERATION JACKSONVILLE, FL	✓	✓	N/A	218,000.00					
2	LEE SYSTEMS JACKSONVILLE, FL	✓	✓	✓	294,500.00					
3	WEATHER ENGINEERS, INC. JACKSONVILLE, FL	✓	✓	✓	209,000.00					
4	SAUER INCORPORATED JACKSONVILLE, FL	✓	✓	✓	215,400.00					150
5	ABLE PRODUCTS CO. JACKSONVILLE, FL	✓	✓	✓	207,700.00					
6	SOUTHEASTERN CHILLER SERVICES JACKSONVILLE, FL	✓	✓	✓	213,344.00					
7	ALPHA SERVICE, INC. JACKSONVILLE, FL	✓	✓	✓	214,000.00					
8	PYRAMID MECHANICAL INC. JACKSONVILLE, FL	✓	✓	✓	242,500.00					
9	W. W. GAY MECHANICAL CONTRACTOR JACKSONVILLE, FL	✓	✓	✓	230,793.00					

10 I certify that I have opened read and recorded on this abstract all offers received in response to this solicitation

Signature and Title Of Certifying Official: *K.A. Lindsey* DATE: 11 Sep 90

Issuing Office - N62467-91-B-6260 9 AUG 91 10 SEP 91 10 NOV 91 1 /

OICC- JAX
 AREA, JACKSONVILLE
 FLORIDA

PROJECT TITLE: ELECTRICAL UPGRADE
 BOH HOMME RICHARD STREET, NAVAL
 STATION, MAYPORT, FL

No.	Offeror	Bid Bond Type	Bid Amt	Amend Ack	GOVT EST	CONTROL AMOUNT \$				Total \$
						Bid Item 1	Bid Item 2	Bid Item 3	Bid Item 4	
1.	REGENCY ELECTRIC CO., INC. JACKSONVILLE, FL	✓	✓	✓	222,443	210,114	①			
2.	MILLER ELECTRIC COMPANY JACKSONVILLE, FL	✓	✓	✓	272,795	272,795				
3.	EAST BAY ELECTRIC, INC. PANAMA CITY, FL	✓	✓	✓	238,582	238,582				
4.	COGURN BROS. ELECTRIC INC. JACKSONVILLE, FL	✓	✓	✓	237,157	237,157				151
5.	MCCLURE ELECTRICAL CONSTRUCTORS ATLANTA, GA.	✓	✓	✓	230,880	230,880	③			
6.	GAYCO ELECTRIC CO., INC. JACKSONVILLE, FL	✓	✓	✓	242,000	242,000				
7.	BARNES ELECTRIC COMPANY INC. PENSACOLA, FL 32501	✓	✓	✓	232,800	232,800				
8.	SUN ELECTRIC COMPANY JACKSONVILLE, FL	✓	✓	✓	349,474	349,474				
9.	HEART RENTALS & REPAIRS, INC. SALT SPRINGS, FL	✓	✓	✓	253,000	253,000				
10.	MILITARY CONSTRUCTION CORP. ORANGE PARK, FL	✓	✓	✓	216,700	216,700	②			

I certify that I have opened read and recorded on this abstract all offers received in response to this solicitation

Signature and Title Of Certifying Official: *L. Masters* DATE: 9/10/91

Issuing Office - N62467- 90-B-0699
 SOUTHNAVFACENGCOM PROJECT TITLE: PETROLEUM
 CHARLESTON, S.C. UNDERGROUND STORAGE TANKS CLOSURE
 NAS JAX & MAYPORT, JACKSONVILLE
 FLORIDA

CONTROL AMOUNT \$220,702.00

No.	Offeror	Bid Bond Type	Bid Bond Amt	Amend Ack	GOVT EST	CONTROL AMOUNT				Total
						Bid Item 1	Bid Item 2	Bid Item 3	Bid Item 4	
1.	EEICO SOUTHFIELD MI	✓	✓	✓	238,240.00			3		
2.	GOLD SEAL CORPORATION EAST ORANGE N.J.	✓	✓	✓	234,000.00			2		
3.	ENVIRONMENTAL RESTORATIONCO. FREDERICKSBURG, VA	✓	✓	✓	218,725.00			1		
4.	V & M CONSTRUCTION & SERVICES CO. MOSS POINT MS	✓	✓	3	241,500.00					152
5.	T.A. INDUSTRIES INC. LOUISVILLE KY	✓	✓	4	254,000.00					
6.	DOUGLAS ENVIRONMENTAL SERVICE, INC. INDIANAPOLIS, IN	✓	✓	✓	567,325.00					
7.	SHAH CONSTRUCTION CO INC. JACKSONVILLE, FL	✓	✓	✓	295,700.00					
8.	AW & ASSOCIATES PANAMA CITY, FL	✓	✓	✓	294,980.00					
9.										
10.										

Signature and Title Of Certifying Official

Quon D. Carroll DATE 4/30/92

I certify that I have opened read and recorded on this abstract all offers received in response to this solicitation

Quon D. Carroll

Issuing Office - N62467-91-B-2478 23 AUG 91 26 SEP 91 25 NOV 91 1

PROJECT TITLE: REPAIR STATION ROADS, PARKING LOTS, NAVAL AIR STATION, JACKSONVILLE, FLORIDA

No.	Offeror	Bid Bond Type	Bid Bond Amt	Amend Ack	GOVT EST	CONTROL AMOUNT \$				Total \$
						Bid Item 1	Bid Item 2	Bid Item 3	Bid Item 4	
1	HUBBARD CONSTRUCTION CO. JACKSONVILLE, FL	✓	✓	✓	\$2,316,000.00	3				
2	DUVAL ASPHALT PRODUCTS, INC. JACKSONVILLE, FL	✓	✓	✓	\$2,010,000.00	2				
3	ANDERSON COLUMBIA CO., INC. JACKSONVILLE, FL	✓	✓	✓	\$1,995,000.00	1				
4										
5										
6										
7										
8										
9										
10										

I certify that I have opened read and recorded on this abstract all offers received in response to this solicitation

Signature and Title of Certifying Official: *Debor D. Cantel* DATE: 9/26/91

153

Issuing Office - ROICC JAX AREA JACKSONVILLE, FL
 PROJECT TITLE: REPLACE POLYCHLORINATED BIPHENYL TRANSFORMERS & FILTER, NAVAL AIR STATION, JAX, FL
 N62467-90-B-2461
 GOVT EST *00*
 Bid Item 1 *759,496*
 CONTROL AMOUNT \$

No.	Offeror	Bid Bond Type	Amend Ack	Bid Item 1 \$	Bid Item 2 \$	Bid Item 3 \$	Bid Item 4 \$	Total \$
1	FLORIDA INDUSTRIAL ELECT LONGWOOD, FL	<input checked="" type="checkbox"/>	<input checked="" type="checkbox"/>	<i>101,000⁰⁰</i>	<i>899,000⁰⁰</i>			
2	HEDGECK ELECTRIC, INC. PENSACOLA, FL	<input checked="" type="checkbox"/>	<input checked="" type="checkbox"/>	<i>976,000⁰⁰</i>				
3	BARNES ELECTRIC CO. PENSACOLA, FL	<input checked="" type="checkbox"/>	<input checked="" type="checkbox"/>	<i>864,900⁰⁰</i>				
4	MILLER ELECTRIC OC. JACKSONVILLE, FL	<input checked="" type="checkbox"/>	<input checked="" type="checkbox"/>	<i>879,000⁰⁰</i>				
5	EAST BAY ELECTRIC, INC. PANAMA CITY, FL	<input checked="" type="checkbox"/>	<input checked="" type="checkbox"/>	<i>719,424⁰⁰</i>		<i>(1)</i>		
6	J. L. MALONE & ASSOCIATES INC. ALBANY, GA	<input checked="" type="checkbox"/>	<input checked="" type="checkbox"/>	<i>741,329⁰⁰</i>		<i>(2)</i>		
7	REGENCY ELECTRIC CO. JACKSONVILLE, FL	<input checked="" type="checkbox"/>	<input checked="" type="checkbox"/>	<i>814,741⁰⁰</i>				
8	MILITARY CONSTRUCTION CORP ORANGE PARK, FL	<input checked="" type="checkbox"/>	<input checked="" type="checkbox"/>	<i>822,877⁰⁰</i>				
9	SUN ELECTRIC CO. JACKSONVILLE, FL	<input checked="" type="checkbox"/>	<input checked="" type="checkbox"/>	<i>809,141⁰⁰</i>		<i>(3)</i>		
10								

I certify that I have opened read and recorded on this abstract all offers received in response to this solicitation
 Signature and Title of Certifying Official: *J. Masters*
 DATE: *9/18/90*

Issuing Office - N62467-88-B-0586 15 JUN 90 16 OCT 90 15 DEC 90 7

No.	Offeror	Bid Bond Type	Bid Bond Amt	Amend Ack	GOVT EST	CONTROL AMOUNT \$				Total \$
						Bid Item 1	Bid Item 2	Bid Item 3	Bid Item 4	
1	R. B. GAY CONSTRUCTION CO. INC. JACKSONVILLE, FL	✓	✓	7	\$8,800,000					
2	ROBERT GAY CONSTRUCTION CO. JACKSONVILLE, FL	✓	✓	7	\$8,655,000					
3	WHITESELL GREEN, INC. PENSACOLA, FL	✓	✓	7	\$8,418,000					
4	THE AUCHTER COMPANY JACKSONVILLE, FL	✓	✓	7	\$8,787,000					155
5	BATSON-COOK OF FLORIDA, INC. JACKSONVILLE, FL	✓	✓	7	\$8,238,000			3		
6	DAVID BOLAND, INC. TITUSVILLE, FL	✓	✓	7	\$8,223,000			2		
7	L. C. GASKINS CONSTRUCTION CO. JACKSONVILLE, FL	✓	✓	7	\$8,143,200			1		
8	MEL SMITH, INC. JACKSONVILLE, FL	✓	✓	7	\$8,825,000					
9										
10										

I certify that I have opened read and recorded on this abstract all offers received in response to this solicitation

Signature and Title Of Certifying Official: *J. Masters* DATE: 10/16/90

APPENDIX G

Bid Data

for Jobs

\$100,000 - \$200,000

(Source: Naval Air Station, Jacksonville, Florida)

Issuing Office - N62467-90-B-6209 23 JUL 90 13 SEP 90 12 NOV 90 4

PROJECT TITLE: GOVT EST
GENSETS FOR LIFT STATIONS
NAVAL STATION
MAYPORT, FLORIDA
153,902
CONTROL AMOUNT \$

No.	Offeror	Bid Bond Type (of amt)	Amend Ack	Bid Item 1 \$	Bid Item 2 \$	Bid Item 3 \$	Bid Item 4 \$	Total \$
1	MCCLURE ELECTRICAL CONST. INC. ATLANTA, GA	✓	✓	170,000				
2	COLLINS ELECTRIC WEST CHESTER, OH	✓	✓	149,500				
3	ALPHA SERVICE, INC. JACKSONVILLE, FL	✓	✓	142,152				
4	LEO'S CONSTRUCTION & FENCE ST. MARY'S, GA	✓	✓	169,587				
5	SUN ELECTRIC COMPANY JACKSONVILLE, FL	✓	✓	166,280				
6	LEE SYSTEMS, INC. JACKSONVILLE, FL	✓	✓	179,200				
7	ROBERTS ELECTRICAL CONT. INC. LYNN HAVEN, FL	✓	✓	149,513				
8	CHARTER ELECTRIC CO. JACKSONVILLE, FL	✓	✓	169,750				
9	COGBURN BROS. ELECTRIC, INC. JACKSONVILLE, FL	✓	✓					
10	M. E. ROMAN ELECTRIC JACKSONVILLE BEACH, FL	✓	✓					

I certify that I have opened read and recorded on this abstract all offers received in response to this solicitation

Signature and Title of Certifying Official
 M. E. Roman
 DATE 9-13-90
 USAR

Issuing Office - N62467-90-B-6209 23 JUL 90 13 SEP 90 12 NOV 90 4 2

PROJECT TITLE:
GENSETS FOR LIFT STATION
NAVAL STATION
MAYPORT, FL

No.	Offeror	Bid Bond Type	Bid Bond Amt	Amend Ack	GOVT EST	CONTROL AMOUNT \$				Total \$
						Bid Item 1 \$	Bid Item 2 \$	Bid Item 3 \$	Bid Item 4 \$	
1	WADDINGTON & SON ELECTRIC, INC. JACKSONVILLE, FL	✓	✓	✓	167,750					
2	MILITARY CONSTRUCTION CORP. ORANGE PARK, FL	✓	✓	✓	149,807					
3	English Electric Jacksonville, FL	✓	✓	✓	203,409					
4	GENSETS INCORPORATED NEWPORT NEWS, VA	✓	✓	✓	168,387					158
5	FALCON ENGINEERING TUSKALOOSA, AL	✓	✓	✓	155,000					
6	TRUCK ELECTRIC CORP. MAYPORT, FL	✓	✓	✓	174,500					
7	TRUCK ELECTRIC CORP. MAYPORT, FL	✓	✓	✓	175,000					
8										
9										
10										

I certify that I have opened read and recorded on this abstract all offers received in response to this solicitation

Signature and Title Of Certifying Official _____ DATE _____

Issuing Office - N62467- 90-B-6151 7 AUG 90 12 SEP 90 11 NOV 90 1

No.	Offeror	Bid Bond Type	Bid Bond Amt	Amend Ack	GOVT EST. Bid Item 1 \$	CONTROL AMOUNT \$			
						Bid Item 1 \$	Bid Item 2 \$	Bid Item 3 \$	Bid Item 4 \$
1	DELTA SUN CONTRACTING, INC. SARALAND, AL	✓	✓	✓	408,000				
2	AMERICAN TANK SERVICE, INC. CHARLOTTE, N.C.	✓	✓	✓	178,319				
3	C.E.M. ENTERPRISES, INC. APOPKA, FL	✓	✓	✓	206,331				
4	LAIDLAW ENVIRONMENTAL SVS JACKSONVILLE, FL	✓	✓	✓	247,820				159
5	OLIVER B. CANNON & SONS INC. LAKELAND, FL	✓	✓	✓	258,700				
6	HODGES, INC. Sandy Utah	✓	✓	✓	149,520			②	
7	PETROLEUM TANK SERVICE INC. NEWELL, N.C.	✓	✓	✓	121,600			①	
8	WORTH CONTRACTING, INC. JACKSONVILLE, FL	✓	✓	✓	187,000				
9	SAUER INCORPORATED JACKSONVILLE, FL	✓	✓	✓	172,166			③	
10	DARCCO, INC. JACKSONVILLE, FL	PS	✓	✓	175,643				

I certify that I have opened and recorded on this abstract all offers received in response to this solicitation
 Signature and Title Of Certifying Official: Susan D. Carroll DATE: 9-12-90

Issuing Office - N62467-89-B-6220 15 FEB 91 19 MAR 91 18 MAY 91 0

OICC JAX AREA JACKSONVILLE, FL
 PROJECT TITLE: ROOM ADDITION, BUILDING 1553 NAVAL AIR STATION, MAYPORT, FLORIDA

No.	Offeror	Bid Bond Type	Bid Bond % Amt	Amend Ack	GOV'T EST	CONTROL AMOUNT \$				Total
						Bid Item 1	Bid Item 2	Bid Item 3	Bid Item 4	
1	COOK/TAYLOR, INC. SAVANNAH, GA	✓	✓	N/A	\$188,000.00					
2	ARKO CONSTRUCTION & ENGINEERING JACKSONVILLE, FL	✓	✓	✓	167,000.00					
3	NELSON CONSTR CO. OF JAX JACKSONVILLE, FL	✓	✓	✓	232,000.00					
4	PEEL BUILDERS, INC. JACKSONVILLE, FL	✓	✓	✓	156,153.00			(2)		160
5	UNICON GROUP INC. PONTE VERDRA BEACH, FL	✓	✓	✓	169,300.00					
6	ALPHA SERVIC, INC. JACKSONVILLE, FL	✓	✓	✓	161,000.00					
7	JENKINS CONSTRUCTION, INC. II JACKSONVILLE, FL	✓	✓	✓	149,200.00	156,700.00		(3)		
8	MILITARY CONSTRUCTION CORP. ORANGE PARK, FL	✓	✓	✓	166,507.00					
9	SAUER INCORPORATED JACKSONVILLE, FL	✓	✓	✓	170,165.00					
10	COKER CORP. JACKSONVILLE, FL	✓	✓	✓	152,570.00			(1)		

Signature and Title Of Certifying Official

L. Waters DATE 3/19/91

I certify that I have opened read and recorded on this abstract all offers received in response to this solicitation

[Signature]

Issuing Office - OICC JAX AREA JACKSONVILLE, FL
 PROJECT TITLE: ROOM ADDITION, BUILDING 1551 NAVAL AIR STATION, MAYPORT, FLORIDA

No.	Offeror	Bid Bond Type	Bid Amt	Amend Ack	GOVT EST	CONTROL AMOUNT \$				Total \$
						Bid Item 1 \$	Bid Item 2 \$	Bid Item 3 \$	Bid Item 4 \$	
1	PIONEER GENERAL CONTR, INC. ORANGE PARK, FL	✓	-	N/A	156,720.00					
2										
3										161
4										
5										
6										
7										
8										
9										
10										

I certify that I have opened read and recorded on this abstract all offers received in response to this solicitation
 Signature: *[Signature]* DATE: 3/19/91
 Signature and Title Of Certifying Official

Issuing Office - N62467- 92-B-2441
 PROJECT TITLE: SECURITY HAFDWARE, PATRIOT POINT HOUSING, NAVAL AIR STATION, JACKSONVILLE, FL.

No.	Offeror	Bid Bond Type	Bid Bond Amt	Amend Ack	GOVT EST	CONTROL AMOUNT \$				Total \$
						Bid Item 1	Bid Item 2	Bid Item 3	Bid Item 4	
1	FASCO CONSTRUCTION INC. FORT WALTON BEACH FL	✓	✓	1	\$174,366.00					
2	ADVENTURE GROUP, INC. OLATHE, KS	✓	✓	1	188,266.00					
3	J. A. CHILDS CONST CO., INC. DASDEN AL	✓	✓	1	234,900.00					
4	TRAWICK CONSTRUCTORS, INC. BIRMINGHAM, AL	✓	✓	1	139,390.00					152
5	KUCH CORPORATION JACKSONVILLE, FL Jacksonville, Ky	✓	✓	1	125,000.00	①				
6	GTR SERVICES, INC. JACKSONVILLE, FL	✓	✓	1	134,442.00	②				
7	JACK ESPENSHIP CONSTRUCTION CO LAKE CITY FL	✓	✓	1	147,389.00					
8	MILITARY CONSTRUCTION CORP. ORANGE PARK FL	✓	✓	1	138,576.00	③				
9	COKER CORPORATION JACKSONVILLE, FL	✓	✓	1	174,790.00					
10										

I certify that I have opened read and recorded on this abstract all offers received in response to this solicitation *[Signature]*
 Signature and Title Of Certifying Official: *Ernest D. Carroll* DATE: 9-24-92

Issuing Office - N62467-91-B-2465 19 AUG 91 18 SEP 91 17 NOV 91 0 1 2

No.	Offeror	Bid Bond Type	Amend Ack	GOVT EST	CONTROL AMOUNT \$				Total \$
					Bid Item 1	Bid Item 2	Bid Item 3	Bid Item 4	
PROJECT TITLE: YOUTH CENTER NAVAL AIR STATION JACKSONVILLE, FL									
1	RODRIGUES-PERRETT CORP. JACKSONVILLE, FL	✓	N/A	165,000 ⁰⁰	4,900 ⁰⁰	169,900			
2	ALPHA SERVICE, INC JACKSONVILLE, FL	✓	N/A	180,000 ⁰⁰	6,400 ⁰⁰	186,400			
3	COKER CORP. JACKSONVILLE, FL	✓	N/A	161,088 ⁰⁰	3,600 ⁰⁰	164,688			(2)
4	HEPTACON, INC. JACKSONVILLE, FL	✓	N/A	184,700 ⁰⁰	4,790 ⁰⁰	192,490			391
5	ARCO CONSTRUCTION & ENG., INC JACKSONVILLE, FL	✓	N/A	171,850 ⁰⁰	6,700 ⁰⁰	178,550			
6	DAN RICE CONSTRUCTION HOLLY HILL, FL	✓	N/A	168,987 ⁰⁰	7,320 ⁰⁰	176,307			
7	KUR-STAR CONSTRUCTION JACKSONVILLE, FL	✓	N/A	162,726 ⁰⁰	2,943 ⁰⁰	165,669			(3)
8	C. C. BORDEN CONSTRUCTION, INC JACKSONVILLE, FL	✓	N/A	165,083 ⁰⁰	6,261 ⁰⁰	171,344			
9	PIONEER GENERAL CONTRACTORS ORANGE PARK, FL	✓	N/A	139,400 ⁰⁰	3,500 ⁰⁰	142,900			(1)
10	ROBERT GAY CONSTRUCTION JACKSONVILLE, FL	✓	N/A	224,700 ⁰⁰	7,700 ⁰⁰	232,400			

Signature and Title Of Certifying Official

J. Masters DATE 9/18/91

I certify that I have opened and recorded on this abstract all offers received in response to this solicitation

Chris Lettner

Issuing Office -

N62467- 91-B-2465

PROJECT TITLE:

CONTROL AMOUNT \$

GOVT EST

Bid Item 1

Bid Item 2

Bid Item 3

Bid Item 4

Total

Bid Bond Type

Amend Ack

Offeror

No.	Offeror	Bid Bond Type	Amend Ack	GOVT EST	CONTROL AMOUNT \$	Total
11.	MILITARY CONSTRUCTION CORP. ORANGE PARK, FL	✓	N/A	191,307 ⁰⁰	8,837 ⁰⁰	200,144 ⁻
12.						
13.						
14.						
15.						
16.						
17.						
18.						
19.						
20.						

Signature and Title Of Certifying Official

I certify that I have opened read and recorded on

this abstract all offers received in response to

this solicitation

Chris L. Lattini

DATE

Issuing Office - N62467- 92-B-2466 3 AUG 92 3 SEP 92 3 NOV 92 0

PROJECT TITLE: REPAIRS TO STORM SEWER SYSTEM, NAVAL AIR STATION, JACKSONVILLE, FLORIDA

No.	Offeror	Bid Bond		Amend Ack	GOVT EST ⁰⁰				Total
		Type	Amt		Bid Item 1	Bid Item 2	Bid Item 3	Bid Item 4	
1	SPINIELLO LIMITED INC MORRISTOWN, NJ	✓	✓	N/A	122,600 ⁰⁰	2			
2	INSITUFORM SOUTHEAST INC. JACKSONVILLE, FL	✓	✓	N/A	101,072 ⁹⁵	1			
3	GOKER CORPORATION JACKSONVILLE FL								
4									
5									
6									
7									
8									
9									
10									

I certify that I have opened read and recorded on this abstract all offers received in response to this solicitation *Chris Lattini* Signature and Title Of Certifying Official *Dwain D. Carroll* DATE *9-3-92*

No.	Offeror	Bid Bond Type	Bid Bond Amt	Amend Ack	GOVT EST	CONTROL AMOUNT \$				Total \$
						Bid Item 1	Bid Item 2	Bid Item 3	Bid Item 4	
PROJECT TITLE: SOUTHERN DIVISION FLAMMABLE LIQUIDS STORAGE FACILITIES, NAVAL AIR STATION, CECIL FIELD, FLORIDA										
1	L. C. GASKINS CONSTRUCTION CO. JACKSONVILLE, FL	✓	✓	N/A	167,700 ⁰⁰					
2	PERRY-MCCALL CONSTRUCTION INC. JACKSONVILLE, FL	✓	✓	N/A	143,000 ⁰⁰	-3,000.00				
3	SOUTHMARK CONSTRUCTORS INC. JACKSONVILLE, FL	✓	✓	N/A	102,500 ⁰⁰			①		
4	ARKO CONSTRUCTION & ENGINEERING JACKSONVILLE, FL	✓	✓	N/A	119,850 ⁰⁰					99
5	UNICON GROUP INC. PONTE VEDRA BEACH, FL	✓	✓	N/A	222,465 ⁰⁰			②		
6	COKER CORPORATION JACKSONVILLE, FL	✓	✓	N/A	110,594 ⁰⁰			③		
7	PHOENIX COMMERCIAL CORP. ORANGE PARK, FL	✓	✓	N/A	117,660 ⁰⁰					
8										
9										
10										

I certify that I have opened read and recorded on this abstract all offers received in response to this solicitation
 Signature and Title Of Certifying Official: *J. Masters* DATE: 5/7/92

Issuing Office - N62467-92-B-2467 1. AUG 92 28 SEP 92 27 NOV 92 4 1

OICC - JAX AREA JACKSONVILLE, FL PROJECT TITLE: REPLACE LIGHT FIXTURES, BUILDING 846, NAVAL AIR STATION, JACKSONVILLE, FL CONTROL AMOUNT \$

No.	Offeror	Bid Bond Type	Bid Bond % Amt	Amend Ack	GOVT EST				Total
					Bid Item 1	Bid Item 2	Bid Item 3	Bid Item 4	
1	SHAH CONSTRUCTION CO. INC. JACKSONVILLE, FL	✓	✓	3	246,300				
2	TRAWICK CONSTRUCTION INC. BIRMINGHAM, AL	✓	✓	✓	299,858				
3	FLORIDA INDUSTRIAL ELECTRIC LONGWOOD, FL	✓	✓	✓	182,216				
4	WOODINGTON CORP. NORFOLK, VA	✓	✓	✓	234,000				167
5	ADVENTURE GROUP, INC. OLATHE, KS	✓	✓	✓	128,740		①		
6	B/E ELECTRICAL CONTRACTORS INC. GROVETOWN, GA	✓	✓	✓	180,240		①		
7	THOMPSON ELECTRIC INC. JACKSONVILLE, FL	✓	✓	✓	166,500		③		
8	TAYLOR MOORE INC. LIBERTY, MO	✓	✓	-	152,750		②		
9	MILITARY CONSTRUCTION CORP. ORANGE PARK, FL	✓	✓	✓	169,487				
10									

I certify that I have opened and recorded on this abstract all offers received in response to this solicitation *Chris Letellier* Signature and Title Of Certifying Official *Edward D. Carroll* DATE 9-28-92

SOLICITATION ISSUED OPENED BID EXPIRES NO ADDENDA

PAGE 1 OF 1 PAGES

25 JAN 90 24 MAR 90 1

ABSTRACT OF OFFER'S - CONSTRUCTION

N62467-87-B-0049 21 DEC 89
 PROJECT TYPE VENTILATION
 BLDGS. 200 & 622, NAS
 JACKSONVILLE, FL

ISSUING OFFICE
 SOUTHNAVFACENGCOM
 CHARLESTON, SC

CONTROL AMOUNT

BID ITEM #1	BID ITEM #2	BID ITEM #3	BID ITEM #4	TOTAL
\$ 174,000.00				
159,540.00	(1)			
186,570.00	(4)			
173,697.00	(3)			
168,000.00	(2)			168

ADDITIONAL APPROVALS

NO	OFFEROR	TYPE	BID BOARD	APPROVED
1	SAUER, INCORPORATED JACKSONVILLE, FL	✓	✓	1
2	COKER CORPORATION JACKSONVILLE, FL	✓	✓	1
3	WEATHER ENGINEERS, INC. JACKSONVILLE, FL	✓	✓	1
4	ALPHA SERVICE, INC. JACKSONVILLE, FL	✓	✓	1

SIGNATURE AND DATE
[Signature] 25 Jan 90

I certify that I have read and recorded on this abstract all offers received in response to this solicitation

ABSTRACT OF OFFERS-CONSTRUCTION

N62467-88-B-2469

16 AUG 91

16 SEP 91

15 NOV 91

0

Issuing Office -

OICC - JAX AREA
JACKSONVILLE, FL

PROJECT TITLE: IMPROVEMENTS TO
COMMUNICATIONS SYSTEMS, NAVAL AIR
STATION, JACKSONVILLE, FLORIDA

GOVT EST ⁰⁰
\$ 153,388

CONTROL AMOUNT \$

No.	Offeror	Bid Bond Type	Bid Amt	Amend Ack	Bid Items				Total
					Bid Item 1	Bid Item 2	Bid Item 3	Bid Item 4	
1	REGENCY ELECTRIC COMPANY, INC. JACKSONVILLE, FL	✓	145,391 ⁰⁰	N/A	2				
2	MILITARY CONSTRUCTION CORP. ORANGE PARK, FL	✓	129,700 ⁰⁰	N/A	1				
3									
4									169
5									
6									
8									
9									
10									

Signature and Title of Certifying Official

I certify that I have opened read and recorded on
this abstract all offers received in response to
this solicitation

Chris Little

Susan D. Carol DATE: 9-16-91

Issuing Office - N62467-90-B-6221 13 AUG 90 12 SEP 90 11 NOV 90 0 2

OICC - JAX AREA JACKSONVILLE, FL. PROJECT TITLE: REPAIR HELO MAINTENANCE BLDG. 1338 NAVAL STATION MAYPORT, FLORIDA CONTROL AMOUNT \$ 136,000

No.	Offeror	Bid Type	Bond Amt	Amend Ack	Bid Item 1 \$	Bid Item 2 \$	Bid Item 3 \$	Bid Item 4 \$	Total \$
1	ALFAIR DEV. CO., INC. JACKSONVILLE, FL	✓	✓	-	123,000 ⁰⁰				
2	PEEL BUILDERS, INC. JACKSONVILLE, FL	✓	✓	-	155,477 ⁰⁰				
3	ALPHA SERVICE, INC. JACKSONVILLE, FL	✓	✓	-	173,000 ⁰⁰				
4	SAUER INCORPORATED JACKSONVILLE, FL	✓	✓	-	122,638 ⁰⁰				170
5	ARKO CONSTRUCTION & ENG. INC. JACKSONVILLE, FL	✓	✓	-	143,400 ⁰⁰				
6	TRUMP CONSTRUCTORS, INC. JACKSONVILLE, FL	✓	✓	-	158,157 ⁰⁰				
7	THE BUSBY COMPANY, INC. JACKSONVILLE, FL	✓	✓	-	206,210 ⁰⁰				
8	PHOENIX COMMERCIAL CORP. ORANGE PARK, FL	✓	✓	-	142,000 ⁰⁰				
9	C.C. BORDEN CONSTRUCTION CO. JACKSONVILLE, FL	✓	✓	-	173,662 ⁰⁰				
10	L. C. GASKINS CONSTRUCTION CO. JACKSONVILLE, FL	✓	✓	-	188,900 ⁰⁰				

I certify that I have opened read and recorded on this abstract all offers received in response to this solicitation *Chris Little* 9/12/90 *Susan D. Carroll* DATE 9-12-90 Signature and Title Of Certifying Official

PROJECT TITLE:
 REPAIR HELO MAINTENANCE BLDG. 1338
 NAVAL STATION
 MAYPORT, FLORIDA

No.	Offeror	Bid Bond Amt	Type	Amend Ack	GOVT EST	CONTROL AMOUNT \$				Total \$
						Bid Item 1 \$	Bid Item 2 \$	Bid Item 3 \$	Bid Item 4 \$	
1	PARAGON CONSTRUCTION GROUP, INC. PONTE VEDRA BEACH, FL	✓	✓	-	167,700 ⁰⁰					
2										
3										
4										
5										
6										
7										
8										
9										
10										

I certify that I have opened read and recorded on this abstract all offers received in response to this solicitation
 Chris S. [Signature] 9/12/90
 Signature and Title Of Certifying Official
 Susan D. Carroll 9-12-90
 DATE

Issuing Office - N62467-92-B-6105 15 JUN 92 3 SEP 92 3 NOV 92 1 1

PROJECT TITLE:
 OICC - JAX AREA JACKSONVILLE, FL
 NEW CATM STORAGE BUILDING, NAVAL AIR STATION, CECIL FIELD, FLORIDA

No.	Offeror	Bid Bond Type	Bid Amt	Amend Ack	GOVT EST Bid Item 1	Bid Item 2	Bid Item 3	Bid Item 4	Total	CONTROL AMOUNT \$					
										Bid Item 1	Bid Item 2	Bid Item 3	Bid Item 4		
1	PHOENIX COMMERCIAL CORPORATION, ORANGE PARK, FL	✓	✓	✓	157,095 ⁰⁰										
2	MILITARY CONSTRUCTION CORP, ORANGE PARK, FL	✓	✓	✓	134,800 ⁰⁰			①							
3	JENKINS CONSTRUCTION INC., JACKSONVILLE, FL	✓	✓	✓	115,414 ⁰⁰			③							
4	DAN RICE CONSTRUCTION CO. INC., HOLLY HILL FL	✓	✓	✓	142,676 ⁰⁰										172
5	NELSON CONSTRUCTION CO OF JAX, JACKSONVILLE, FL	✓	✓	✓	128,100 ⁰⁰										
6	ARCO CONSTRUCTION & ENG INC., JACKSONVILLE FL	✓	✓	✓	110,500 ⁰⁰			②							
7	<i>Coker Corporation</i>	✓	✓	✓	121,824 ⁰⁰										
8															
9															
10															

I certify that I have opened read and recorded on this abstract all offers received in response to this solicitation
Chris Lettini

Signature and Title Of Certifying Official
Dwain D. Carroll DATE 9-3-92

Issuing Office - N62467-90-B-6299 3 AUG 90 13 SEP 90 12 NOV 90 2

PROJECT TITLE:
 OICC - JAX AREA
 JACKSONVILLE, FL.
 CONSTRUCT LIFT STATION AND FORCE
 MAIN, NAVAL STATION
 MAYPORT, FLORIDA

No.	Offeror	Bid Bond Type	Bid Bond Amt	Amend Ack	GOVT EST Bid Item 1 \$	Bid Item 2 \$	Bid Item 3 \$	Bid Item 4 \$	Total \$
1	ALPHA SERVICE INC JACKSONVILLE, FL	✓	✓	✓	107,200	156,000			
2	BRADDOCK CONSTRUCTION INC. JACKSONVILLE BEACH, FL	✓	✓	✓	107,556	(2)			
3	V. J. USINA CONTRACTING INC. ST. AUGUSTINE, FL	✓	✓	✓	118,751				
4	JOHN WOODY INC. JACKSONVILLE, FL	✓	✓	✓	117,300				
5	CHAFFMAN CONSTRUCTION INC. JACKSONVILLE, FL	✓	✓	✓	136,777				178
6	DAWSON LAND DEVELOPMENT INC. ATLANTIC BEACH, FL	✓	✓	✓	196,600				
7	UTILITY SERVICE OF GAINESVILLE GAINESVILLE, FL	✓	✓	Amend given ✓	139,176				
8	UNICON GROUP INC. PONTE VEDRA BEACH, FL	✓	✓	✓	164,339				
9	PETTICOAT CONTRACTING INC. JACKSONVILLE, FL	✓	✓	✓	131,520				
10	MILITARY CONSTRUCTION CORP ORANGE PARK, FL	✓	✓	✓	105,017	(1)			

I certify that I have opened read and recorded on this abstract all offers received in response to this solicitation
 Signature and Title of Certifying Official: *Maury J. ...*
 DATE: 9-13-90

Issuing Office - N62467-90-B-6299 CONTROL AMOUNT \$ 2 2

PROJECT TITLE:

No.	Offeror	Bid Bond Type	Bid Bond Amt	Amend Ack	GOVT EST		CONTROL AMOUNT \$				Total \$	
					Bid Item 1 \$	Bid Item 2 \$	Bid Item 3 \$	Bid Item 4 \$	Bid Item 3 \$	Bid Item 4 \$		Total \$
1	J.C. KIMBERLY COMPANY AMELIA ISLAND, FL	✓	✓	✓	\$ 113,535							
2												
3												
4												
5												
6												
7												
8												
9												
10												

I certify that I have opened read and recorded on this abstract all offers received in response to this solicitation
 Susan D. Carol
 Signature and Title of Certifying Official
 [Signature]
 DATE 9-13-90

174

APPENDIX H

**Bid Data
for Jobs
Under \$100,000**

(Source: Naval Air Station, Jacksonville, Florida)

Issuing Office - N62467-91-B-2467 27 FEB 92 7 APR 92 7 JUN 92 2

PROJECT TITLE:
RPL ELECTRICAL & TELEPHONE OUTLETS
BUILDING 966, NAVAL AIR STATION
JACKSONVILLE, FL

No.	Offeror	Bid Bond Type	20% Amt	Amend Ack	GOVT EST				CONTROL AMOUNT \$					
					Bid Item 1	Bid Item 2	Bid Item 3	Bid Item 4	Bid Item 1	Bid Item 2	Bid Item 3	Bid Item 4		
1.	BMS N. CHARLESTON, SC	N/A	✓	✓	23,967.00				2					
2.	INTEGRATED PROTECTION SYSTEMS INC DALLAS, TX	N/A	✓	✓	23,900.00				1					
3.	JIMENEZ INC. MOBILE, AL	✓		0	38,473.00									
4.	IMPERIAL ELECTRIC INC ELIZABETH, NJ	✓		2	57,000.00									176
5.	U.S. TELECOM GROUP MONTICELLO, NY	N/A	✓	2	24,895.00				3					
6.	B & H CONTRACTING CO., INC. SHANNON, NC	✓		2	70,762.00									
7.	F & C SECURITY SYSTEMS COVINGTON, GA	✓		2	84,000.00									
8.	AW & ASSOCIATES INC PANAMA CITY, FL	✓		2	35,650.00									
9.	LANDERS & ASSOCIATES EAST POINT, GA	✓		2	29,950.00									
10.	SHAH CONSTRUCTION CO., INC. JACKSONVILLE, FL	✓		2	28,570.00									

I certify that I have opened read and recorded on this abstract all offers received in response to this solicitation

Signature and Title Of Certifying Official: *Quar P. Carroll*
DATE: *4-7-92*

Issuing Office: ROICC JAX AREA JACKSONVILLE, FL
 No. 467-89-B-2504
 PROJECT TITLE: CLEAN THREE FUEL SOTRAGE TANKS NAVAL AIR STATION, JACKSONVILLE, FL

No	Offeror	Bid Bond Type	20% Amt	Amend Ack	GOVT EST	CONTROL AMOUNT \$				Total \$
						Bid Item 1	Bid Item 2	Bid Item 3	Bid Item 4	
1.	ENVIRONMENTAL RECOVERY GROUP ATLANTIC BEACH, FL	✓	✓	✓	\$23,448.00	(3)				
2.	PETROLEUM TANK SERVICE INC NEWELL, NC	✓	✓	✓	106,100.00					
3.	DEES CONTRACTING, INC SAVANNAH, GA	✓	✓	✓	98,750.00					
4.	ENVIRONMENTAL RESTORATION CO FREDERICKBURG, VA	✓	✓	✓	71,020.00	(2)				177
5.	DOWELL SCHLUMBERGER, NORTH AMERICA JACKSONVILLE, FL	✓	✓	✓	97,263.00					
6.	ORANGE ENVIRONMENTAL SERVICES, ORLANDO, FL	✓	✓	✓	70,290.00	(1)				
7.										
8.										
9.										
10.										

Signature and Title Of Certifying Official

Sharon D. Arnold DATE 3/31/92

I certify that I have opened read and recorded on this abstract all offers received in response to this solicitation *Bigal*

Issuing Office - N62467-91-B-2464 10 AUG 92 10 SEP 92 10 NOV 92 0

PROJECT TITLE:
 ROICC JAX AREA JACKSONVILLE, FL
 REPAIR OF ROOF TRUSSES IN BLDGS 162, 163 & 164, NAVAL AIR STATION JACKSONVILLE, FLORIDA

No	Offeror	Bid Bond Type	Bid Bond Amt	Amend Ack	GOVT EST	Bid Item 1 \$	Bid Item 2 \$	Bid Item 3 \$	Bid Item 4 \$	Total \$
1	JACK ESPENSHIP CONST CO. LAKE CITY, FL	✓	✓	0	81,169. ⁰⁰	28,000. ⁰⁰				
2	MILITARY CONST CORP. ORANGE PARK, FL	✓	✓	0	72,077. ⁰⁰		①			
3	SHECKLER CONTRACTING CONNEAUT LAKE, PA	✓	✓	0	81,280. ⁰⁰					
4	PHOENIX COMMERCIAL CORP. ORANGE PARK, FL	✓	✓	0	57,000. ⁰⁰					178
5	JENKINS CONSTRUCTION INC. JACKSONVILLE, FL	✓	✓	0	34,000. ⁰⁰		②			
6	THE BARLING COMPANY ORANGE PARK, FL	✓	✓	0	45,221. ⁰⁰		③			
7										
8										
9										
10										

I certify that I have opened, read and recorded on this abstract all offers received in response to this solicitation

Signature and Title Of Certifying Official: *Dwain D. Carroll* DATE: 9-10-92

AUSTRACK OF OFFER'S - CONSTRUCTION N62467-89-B-6123 31MAR90 01MAY90 01JUL90 0

NO	ISSUING OFFICE	PROJECT TITLE	TYPE	BID TYPE	ACREAGE	ADDRESS	CITY	STATE	CORRELATION AMOUNT \$				TOTAL	
									BID ITEM #1	BID ITEM #2	BID ITEM #3	BID ITEM #4		
1	OICC, JAX AREA JACKSONVILLE, FL	INSTALL 400 HERTZ INVERTERS, BLDG 67, NAS, CECIL FIELD, FL							177,500.00					
2	MARTI - L. L. Inc CINCINNATI, OH			20%					119,116.00		3			
3	MCCLURE ELECTRICAL CONSTR ATLANTA, GA			20%					82,166.00					
4	EAST BAY ELECTRIC, INC. PANAMA CITY, FL			20%					87,386.00					
5	WILKES MECHANICAL CONTR, INC. JACKSONVILLE, FL			20%					91,484.00					
6	DESJARDIN ELECTRICAL SERV ORANGE PK, FL			20%					92,994.00					
7	M. E. ROMAN ELECTRIC JACKSONVILLE, FL			20%					75,100.00		2			
8	LEO'S CONSTRUCTION & FENCE, INC. ST. MARY'S, GA 31558			20%					74,100.00		1			
9	MARDANT ELECTRICAL CONSTR CO., INC JACKSONVILLE, FL			20%					117,288.00					
10	WADDINGTON & SON ELECTRIC CO. JACKSONVILLE, FL			20%					93,195.00					
11	JENKINS CONSTRUCTION, INC. II JACKSONVILLE, FL			20%					94,027.00					
	MILITARY CONSTRUCTION CORP. ORANGE PK, FL			20%					89,100.00					

I certify that I have of used and recd on this abstract all offers received in response to this solicitation

W. L. Deffen 5/1/90

SIGNATURE AND DATE

179

Issuing Office - N62467-89-B-2502 23 JUL 90 23 AUG 90 22 OCT 90 0

No.	Offeror	Bid Bond		Amend Ack	GOVT EST	CONTROL AMOUNT				Total
		Type	Amt			Bid Item 1	Bid Item 2	Bid Item 3	Bid Item 4	
1	SHAW'S METAL WORKS, INC. JACKSONVILLE, FL	✓	✓	0	43,041.00					
2	LEO'S CONSTRUCTION & FENCE ST. MARY'S, GA	✓	✓	✓	95,000.00					
3	SAUER INC. JACKSONVILLE, FL	✓	✓	✓	57,531.00					180
4	ALPHA SERVICE, INC. JACKSONVILLE, FL	✓	✓	✓	37,000.00					
5	MILITARY CONSTRUCTION CORP. ORANGE PARK, FL	✓	✓	✓	67,000.00					
6	PHOENIX COMMERCIAL CORP. ORANGE PARK, FL	✓	✓	✓	87,000.00					
7	L. C. GASKINS CONSTRUCTION CO. JACKSONVILLE, FL	✓	✓	✓	68,600.00					
8										
9										
10										

I certify that I have opened and recorded on this abstract all offers received in response to this solicitation

Signature and Title Of Certifying Official: Susan D. Carroll DATE: 8/23/90

PROJECT TITLE: LANDSCAPING OF FAMILY HOUSING NAVAL AIR STATION, JACKSONVILLE FLORIDA

GOVT EST *ea* \$ 91,949 CONTROL AMOUNT \$

No.	Offeror	Bid Bond Type	Bid Bond Amt	Amend Ack	Bid Item 1 \$	Bid Item 2 \$	Bid Item 3 \$	Bid Item 4 \$	Total \$
1	AVERY GRANT INC. COLUMBUS, GA	✓	✓	✓	124,159				
2	ALDRIDGE LANDSCAPING JACKSONVILLE, FL	✓	✓	✓	89,800				
3	BENTLEY HOGAN, INC. NORCROSS, GA	✓	✓	✓	83,250		③		
4	L. C. GASKINS CONSTRUCTION CO., INC. JACKSONVILLE, FL	✓	✓	✓	64,900		①		18
5	MILITARY CONSTRUCTION CORP ORANGE PARK, FL	✓	✓	✓	71,990		②		
6									
7									
8									
9									
10									

I certify that I have opened read and recorded on this abstract all offers received in response to this solicitation *Chris Letellier 8/30/90*

Signature and Title Of Certifying Official *K.A. Lindsey LT, RES USN* DATE *8/30/90*

Issuing Office - ROICC JAX AREA JACKSONVILLE, FL

N62467-90-B-6153

9 APR 92 28 MAY 92 28 JUL 92 2

PROJECT TITLE: INSTALL PERIMETER LIGHTING, YELLOW WATER HOUSING, NAVAL AIR STATION, CECIL FIELD FLORIDA

GOVT EST. 00
 Bid Item 1 78,700

CONTROL AMOUNT \$

No.	Offeror	Bid Bond Type	2% Amt	Amend Ack	GOVT EST.	CONTROL AMOUNT \$				Total	
						Bid Item 1	Bid Item 2	Bid Item 3	Bid Item 4		
1.	MARDANT ELECTRICAL CONST CO JACKSONVILLE, FL	✓	✓	2 only	00	40,376	1				
2.	BURDETTE & ASSOCIATES INC MACON, GA	✓	✓	✓	00	99,272					
3.	LAVANDERA ELECTRIC CO TAMPA, FL	✓	✓	✓	00	75,325					
4.	POWER SOUTH INC. CHIEFLAND, FL	✓	✓	✓	00	74,868					182
5.	AW& ASSOCIATES INC. PANAMA CITY, FL	✓	✓	✓	00	91,750					
6.	THE POWER ASSOCIATES INC. PORT RICHEY, FL	✓	✓	✓	86	43,433	2				
7.	JIMENEZ, INC. MOBILE, AL	✓	✓	✓	00	54,217	3				
8.	SHAH CONSTRUCTION CO., INC. JACKSONVILLE, FL	✓	✓	✓	00	54,950					
9.											
10.											

Signature and Title Of Certifying Official

Dusan D. and DATE 5-28-92

I certify that I have opened read and recorded on this abstract all offers received in response to this solicitation

Chris Hollier

Issuing Office - N62467-91-B-2491 11 AUG 92 25 SEP 92 24 NOV 92 2 1

PROJECT TITLE: STORAGE AREA BUILDING 109, NAVAL AIR STATION, JACKSONVILLE, FLORIDA

No.	Offeror	Bid Bond Type	Amend Amt	Amend Ack	GOVT EST	CONTROL AMOUNT \$				Total
						Bid Item 1	Bid Item 2	Bid Item 3	Bid Item 4	
1	SHAW'S SHEET METAL WORK, INC. JACKSONVILLE, FL	✓	208	2	84,000.00	(1)				
2	ARCO INDUSTRIAL GROUP JACKSONVILLE, FL	✓	208	2	114,582.00					
3	COKER CORPORATION JACKSONVILLE, FL	✓	208	2	93,858.00					
4	JENKINS CONSTRUCTION, INC. II JACKSONVILLE, FL	✓	208	2	93,494.00					183
5	THE BARLING COMPANY JACKSONVILLE, FL	✓	208	2	101,000.00					
6	MILITARY CONSTRUCTION CORP ORANGE PARK, FL	✓	208	2	90,524.00	(B)				
7	ARCO CONSTRUCTION & ENGINEERING JACKSONVILLE FL	✓	208	2	96,500.00					
8	PHOENIX COMMERCIAL CORP ORANGE PARK FL	✓	208	2	88,900.00	(B)				
9	NELSON CONSTRUCTION CO. OF JAX JACKSONVILLE FL	✓	208	2	114,000.00					
10	JACK ESPENSHIP CONSTRUCTION LAKE CITY FL	✓	208	2	122,913.00					

I certify that I have opened read and recorded on this abstract all offers received in response to this solicitation

Signature and Title Of Certifying Official: *Susan D. Carroll* DATE

AMENDS

BID EXPIRES

OPENED

ISSUED

SOLICITATION

ABSTRACT OF OFFERS-CONSTRUCTION

N62467-91-B-2491		11 AUG 92	25 SEP 92	24 NVO 92	2
------------------	--	-----------	-----------	-----------	---

PROJECT TITLE:
STORAGE AREA, BUILDING 109, NAVAL
AIR STATION, JACKSONVILLE, FL

CONTROL AMOUNT \$

Offeror	Bid Bond Type	Amend Ack	GOVT EST				Total \$
			Bid Item 1 \$	Bid Item 2 \$	Bid Item 3 \$	Bid Item 4 \$	
DAVID BUILDERS JACKSONVILLE, FL	✓	2	95,935.00				184

certify that I have opened read and recorded on his abstract all offers received in response to his solicitation

Signature and Title Of Certifying Official

DATE

Issuing Office - ROICC JAX AREA JACKSONVILLE, FL N62467-92-6116

PROJECT TITLE: REPLACE OUTFALL STRUCTURE, LAKE FRETWELL, NAVAL AIR STATION, CECIL FIELD, FL

No.	Offeror	Bid Bond Type	Bid Bond Amt	Amend Ack	GOVT EST	CONTROL AMOUNT \$				Total
						Bid Item 1	Bid Item 2	Bid Item 3	Bid Item 4	
1	ACADIANA DIVERS & SALVAGE CORP. LAFAYETTE, LA	✓	-	0	\$45,788.00					
2	UNICON GROUP PONTE VEDRA BEACH, FL	✓	-	0	17,240.00					
3										
4										
5										
6										
7										
8										
9										
10										

I certify that I have opened and recorded on this abstract all offers received in response to this solicitation.

Signature: *[Signature]* Title: *[Signature]* Date: 9-24-92

185

Issuing Office - N62467-89-C-6237 12 AUG 91 11 SEP 91 10 NOV 91 0

PROJECT TITLE:
 OICC - JAX AREA JACKSONVILLE, FL
 REPAIRS TO TRANSIT STORAGE, BLDG. 1259, NAVAL STATION, MAYPORT, FLORIDA

No.	Offeror	Bid Bond Type	Bid Bond Amt	Amend Ack	GOVT EST	CONTROL AMOUNT \$				Total
						Bid Item 1	Bid Item 2	Bid Item 3	Bid Item 4	
1	AMERICAN COMMERCIAL CONTRACTOR WOODSTOCK, GA	✓	✓	✓	94,718.00					
2	ALPHA SERVICE, INC. JACKSONVILLE, FL	✓	✓	✓	93,000.00			2		
3	SAUER INCORPORATED JACKSONVILLE, FL	✓	✓	✓	98,700.00			2		
4	UNICON GROUP INC. PONTE VEDRA BEACH, FL	✓	✓	✓	94,308.00					186
5	DAN RICE CONSTRUCTION CO. HOLLY HILL, FL	✓	✓	✓	69,787.00			1		
6	COKER CORPORATION JACKSONVILLE, FL	✓	✓	✓	91,027.00			3		
7										
8										
9										
10										

I certify that I have opened read and recorded on this abstract all offers received in response to this solicitation

Signature and Title Of Certifying Official: *Duane D. Carrillo* DATE: 9/11/91

Issuing Office - N62467-91-C-6243 12 AUG 91 11 SEP 91 10 NOV 91 0 1 2

No.	Offeror	Bid Bond Type	Bid Bond Amt	Amend Ack	GOVT EST	CONTROL AMOUNT \$				Total
						Bid Item 1	Bid Item 2	Bid Item 3	Bid Item 4	
PROJECT TITLE: REPAIR/REPLACE HVAC AT CPO CLUB NAVAL STATION, MAYPORT, FL										
1	BILL WILLIAMS A/C & HEATING INC. JACKSONVILLE, FL	✓	✓	✓	59,959.00					
2	AIRPRO SERVICE COMPANY JACKSONVILLE, FL	None	✓	✓	50,790.00			1		
3	GREAT ATLANTIC BOILER SERVICES JACKSONVILLE, FL	✓	✓	✓	72,992.00					
4	ALPHA SERVICE, INC. JACKSONVILLE, FL	✓	✓	✓	59,936.00					187
5	SAUER INC. JACKSONVILLE, FL	✓	✓	✓	61,900.00					
6	COOPER MECHANICAL CONTRACTORS JACKSONVILLE, FL	✓	✓	✓	65,800.00					
7	PYRAMID MECHANICAL, INC. JACKSONVILLE, FL	✓	✓	✓	63,324.00					
8	DAN RICE CONSTRUCTION CO. HOLLY HILL, FL	✓	✓	✓	59,782.00				2	
9	SOUTHEASTERN CHILLER SERVICES JACKSONVILLE, FL	✓	✓	✓	58,526.00				3	
10	WEATHER ENGINEERS, INC. JACKSONVILLE, FL	✓	✓	✓	63,175.00					

I certify that I have opened read and recorded on this abstract all offers received in response to this solicitation

Signature and Title Of Certifying Official
 Duane D. Carroll DATE 9/11/91

N62467-91-B-6243 12 AUG 91 11 SEP 91 10 NOV 91 0 2 2

Issuing Office - OICC - JAX AREA JACKSONVILLE, FL
 PROJECT TITLE: REPAIR/REPLACE HVAC AT CPO CLUB NAVAL STATION MAYPORT, FLORIDA

No.	Offeror	Bid Bond Type	Amend Ack	GOVT EST	CONTROL AMOUNT \$				Total \$
					Bid Item 1 \$	Bid Item 2 \$	Bid Item 3 \$	Bid Item 4 \$	
11	COKER CORP. JACKSONVILLE, FL	✓	✓	75,700.00					
12									
13									
14									188
15									
16									
17									
18									
19									
20									

I certify that I have opened and recorded, on this abstract all offers received in response to this solicitation

Signature and Title Of Certifying Official: Susan D. Caudill DATE: 9/11/91

Issuing Office - N62467-90-B-6143 20 JUN 91 23 JUL 91 21 SEP 91 0

No.	Offeror	Bid Bond Type	Bid Bond Amt	Amend Ack	GOVT EST	CONTROL AMOUNT \$				Total
						Bid Item 1	Bid Item 2	Bid Item 3	Bid Item 4	
1	ARCO CONSTRUCTION & ENGINEERING JACKSONVILLE, FL	✓	✓	0	Bid Item 1 \$49,413			1		
2	K & H MECHANICAL INC. KINGSLAND, GA	✓	✓	0	71,197					
3	CENTRAL FLORIDA LANDSCAPING TAMPA, FL	✓	✓	0	94,030.25					
4	WALDING COMPANY JACKSONVILLE, FL	✓	✓	0	51,240			2		68
5	SUN STATE NURSERY & LANDSCAPING JACKSONVILLE, FL	✓	✓	0	57,000.30			3		
6										
7										
8										
9										
10										

I certify that I have opened read and recorded on this abstract all offers received in response to this solicitation *[Signature]* Signature and Title Of Certifying Official *Dwain D. Carroll* DATE *7/23/91*

Issuing Office - N62467- 91-B-2488 7 AUG 92 10 SEP 92 9 NOV 92 1 1

PROJECT TITLE: INSTALL FIRE ALARM SYSTEM/EMERGENCY LIGHTS, BUILDINGS 108 & 160, NAVAL AIR STATION, JACKSONVILLE, FLORIDA

No.	Offeror	Bid Bond Type	20% Amt	Amend Ack	GOVT EST Bid Item 1	CONTROL AMOUNT Bid Item 2	Bid Item 3	Bid Item 4	Total
1	DEBERRY ELECTRIC CO., INC. JACKSONVILLE, FL	✓	✓	0	28,975. ⁰⁰				
2	EAST BAY ELECTRIC, INC. PANAMA CITY, FL	✓	✓	1	38,127. ⁰⁰				
3	THOMPSON ELECTRIC INC. JACKSONVILLE, FL	✓	✓	1	25,900. ⁰⁰				
4	MILITARY CONSTRUCTION CORP. ORANGE PARK, FL	✓	✓	1	26,977. ⁰⁰				190
5	COOPER ELECTRIC CO. ORANGE PARK, FL	✓	✓	1	31,800. ⁰⁰				
6	KEN ROBINSON OF FLORIDA, INC. JACKSONVILLE, FL	✓	✓	1	34,500. ⁰⁰				
7	PILOT ELECTRICAL CONSTRUCTION JACKSONVILLE, FL	✓	✓	0	24,993. ⁰⁰				
8	SUN ELECTRIC COMPANNY JACKSONVILLE, FL	✓	✓	1	29,615. ⁰⁰				
9	LANGSTON ELECTRIC CO., INC. JACKSONVILLE, FL	✓	✓	1	37,234. ⁰⁰				

I certify that I have opened read and recorded on this abstract all offers received in response to this solicitation

Signature and Title Of Certifying Official: Duane D. Carro DATE: 9-10-92

BIBLIOGRAPHY

1. Trauner, T. J. Jr. and Payne, M. H. Bidding & Managing Government Construction. R.S. Means Company, Inc., 1988.
2. Benjamin, Neal B. H. Competitive Bidding for Building Construction Contracts. Technical Report No. 106, Department of Civil Engineering, Stanford University, June 1969.
3. Park, William R. Construction Bidding for Profit. A Wiley-Interscience Publication, 1979.
4. Casey, B. J. and L. R. Shaffer. An Evaluation of Some Competitive Bid Strategy Models for Contractors. Report No. 4, Department of Civil Engineering, University of Illinois.
5. Edelman, F. The Art and Science of Competitive Bidding. Harvard Business Review, July-August 1965.