

AD-A269 729

PO2

2



500 CONTRACTORS

RECEIVING THE LARGEST DOLLAR VOLUME
OF PRIME CONTRACT AWARDS
FOR RDT&E

Fiscal Year 1992



DTIC

ELECTE

SEP 09 1993

S B D

DISTRIBUTION STATEMENT A
Approved for public release
Distribution Unlimited



93-20902

392

93 9 08 086

**500 CONTRACTORS RECEIVING THE
LARGEST DOLLAR VOLUME OF PRIME
CONTRACT AWARDS FOR RESEARCH,
DEVELOPMENT, TEST, AND EVALUATION**

FISCAL YEAR 1992

**Department of Defense
Washington Headquarters Services
Directorate for Information
Operations and Reports**

~~For sale by the Superintendent of Documents, U.S. Government Printing Office, Washington, D.C. 20402~~

DTIC/NTIS identification number for this publication is DIOR/P02-92

FOREWORD

500 Contractors Receiving the Largest Dollar Volume of Prime Contract Awards for Research, Development, Test, and Evaluation (RDT&E) is published annually. This report provides information on the 500 contractors that received the largest dollar volume in Department of Defense (DoD) prime contract awards over \$25,000 for RDT&E. These data are presented in five tables showing:

1. An alphabetical listing of the top 500 companies, with rank;
2. The ranking and net value of awards to business firms operating in the United States;
3. The ranking and net value of awards to educational and other nonprofit institutions operating in the United States;
4. The ranking and net value of awards to foreign contractors; and
5. The ranking and net value of awards to U.S. Government Agencies.

Accession For	
NTIS GRA&I	<input checked="" type="checkbox"/>
DTIC TAB	<input type="checkbox"/>
Unannounced	<input type="checkbox"/>
Justification	
By _____	
Distribution/	
Availability Codes	
Dist	Avail and/or Special
A-1	

DTIC QUALITY INSPECTED &

TABLE OF CONTENTS

Introduction	1
Tables:	
Table 1. Alphabetical Listing of the Top 500 DoD Prime Contractors for Research, Development, Test, and Evaluation Work: FY 1992	7
Table 2. Net Value of DoD Prime Contract Awards Over \$25,000 for RDT&E to Business Firms: FY 1992	13
Table 3. Net Value of DoD Prime Contract Awards Over \$25,000 for RDT&E to Educational and Nonprofit Institutions: FY 1992	29
Table 4. Net Value of DoD Prime Contract Awards Over \$25,000 for RDT&E to Foreign Contractors: FY 1992	33
Table 5. Net Value of DoD Prime Contract Awards Over \$25,000 for RDT&E to U.S. Government Agencies: FY 1992	35

INTRODUCTION

This report presents summary data on the 500 prime contractors receiving the largest dollar volume in Department of Defense (DoD) awards over \$25,000 for research, development, test, and evaluation (RDT&E) work during fiscal year (FY) 1992. RDT&E work can include research, exploratory development, advanced development, engineering development, operational systems development, or management and support services. (Full definitions for each of these categories are provided in DFARS 235.001.)

Table 1 (page 7) lists the 500 contractors in alphabetical order, shows the ranking for each, and shows how each has been categorized for reporting purposes. The categories are business firm (B), foreign contractor (F), and nonprofit institution (N). Table 2 (page 13) shows the net value of awards to U.S. business firms by rank. Those firms which qualify as small businesses are further identified by an "S". The net value of awards to each of the firm's reported locations is also provided. Tables 3, 4, and 5 (pages 29, 33, and 35, respectively) provide the net value of awards to U.S. educational and other nonprofit institutions, foreign contractors, and U.S. Government Agencies. (While awards to U.S. Government Agencies are listed separately in Table 5, these agencies are categorized as nonprofit institutions in Table 1.) As in Table 2, contractors in Tables 3 through 5 are shown by rank, with their total awards indicated by an asterisk (*). The value of awards to each of the contractor's reported locations are also shown for these tables.

NOTES ON COVERAGE

The dollar amounts shown here include prime contract awards over \$25,000 for RDT&E work only. Data on awards for other services, such as training, and on any supplies furnished by the contractors in support of research being done are excluded. RDT&E contract awards for civil functions also have been included in these data. Civil functions encompass planning, programming, designing, constructing, and operating Federal water resource projects for navigation, flood control, hydroelectric power production, water supply, and other related activities.

The locations shown in the tables are the places where the work was to be performed. Normally, this is a facility of the concern awarded the contract. However, if the work was scheduled to be performed at a Defense facility, such as an Air Force base, the location shown may be that of the Defense facility rather than the contractor.

DATA RELATING TO COMPANIES IN THIS PUBLICATION ARE SUBJECT TO THE ACCURACY OF THE DUN & BRADSTREET CORPORATION'S DATA UNIVERSAL NUMBERING SYSTEM (DUNS) AND/OR THE FEDERAL PROCUREMENT DATA SYSTEM (FPDS) CONTRACTOR ESTABLISHMENT CODE (CEC) AND THE ABILITY OF THESE CODING SYSTEMS TO DESCRIBE RELATIONSHIPS OF COMPANIES.

HIGHLIGHTS

The following table shows the net value and percent distribution of all RDT&E awards. RDT&E awards to the top 500 companies, and all other RDT&E awards for FY 1992.

Department of Defense Prime Contract Awards Over \$25,000 Fiscal Year 1992

TYPE OF CONTRACTOR	RDT&E								
	TOTAL			TOP 500			ALL OTHER		
	NO.	AWARDS (\$000)	% OF TOTAL \$	NO.	AWARDS (\$000)	% OF TOTAL \$	NO.	AWARDS (\$000)	% OF TOTAL \$
RDT&E - TOTAL	<u>2,797</u>	<u>21,730,462</u>	<u>100</u>	<u>500</u>	<u>20,942,828</u>	<u>100</u>	<u>2,297</u>	<u>787,634</u>	<u>100</u>
BUSINESS FIRMS	<u>2,412</u>	<u>19,108,517</u>	<u>88</u>	<u>419</u>	<u>18,436,896</u>	<u>88</u>	<u>1,993</u>	<u>671,620</u>	<u>85</u>
Small	1,893	1,830,781	8	192	1,285,399	6	1,701	545,382	69
Large	519	17,277,735	80	227	17,151,497	82	292	126,239	16
EDUCATIONAL & NONPROFIT	<u>275</u>	<u>2,436,412</u>	<u>11</u>	<u>67</u>	<u>2,350,225</u>	<u>11</u>	<u>208</u>	<u>86,187</u>	<u>11</u>
Educational	186	1,319,214	6	38	1,255,957	6	148	63,257	8
Other Nonprofit	89	1,117,198	5	29	1,094,268	5	60	22,930	3
U.S. GOVERNMENT AGENCIES	<u>18</u>	<u>21,191</u>	<u>*</u>	<u>2</u>	<u>16,643</u>	<u>*</u>	<u>16</u>	<u>4,548</u>	<u>1</u>
FOREIGN	<u>92</u>	<u>164,342</u>	<u>1</u>	<u>12</u>	<u>139,064</u>	<u>1</u>	<u>80</u>	<u>25,278</u>	<u>3</u>

*LESS THAN 0.5 PERCENT

NOTE: TOTALS MAY NOT ADD DUE TO ROUNDING

Based on the percentage of total awards, the distribution of FY 1992 awards varies moderately from that in FY 1991. In FY 1992, the top 500 contractors included 419 U. S. business firms, (192 were small businesses); 67 educational and nonprofit institutions; 2 U. S. Government Agencies; and 12 foreign contractors.

In FY 1991 the top 500 consisted of 400 business firms (183 were small businesses); 81 educational and nonprofit institutions; 3 U.S. Government Agencies; and 16 foreign contractors.

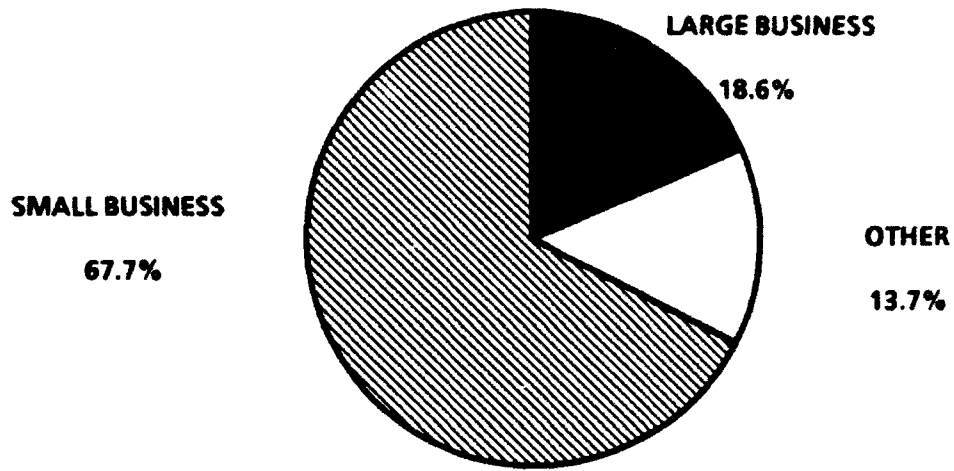
The top 500 RDT&E contractors received awards totaling \$20,943 million in FY 1992, compared to \$20,200 million in FY 1991, an increase of \$743 million or 3.7 percent. The \$20,943 million represents 96.4 percent of the \$21,730 million total prime contract awards over \$25,000 for RDT&E work in FY 1992.

In addition to the top 500 contractors, there were 2,297 other contractors for whom RDT&E procurement actions over \$25,000 were reported, for a total of 2,797 contractors in FY 1992. In FY 1991, the total number of contractors was 2,743.

Of the 37 contractors with RDT&E awards of \$100 million or more in FY 1992, 33 were business firms and 4 were educational and other nonprofit institutions. These 37 contractors had a total of \$14,716 million in RDT&E awards. In FY 1991, there were 39 contractors who reached the \$100 million plateau, with awards totaling \$14,277 million. Of these 39 fiscal year 1991 contractors, 35 were business firms and 4 were educational and other nonprofit institutions. The amount of awards for this \$100 million group increased by \$439 million or 3.1 percent between FY 1991 and 1992.

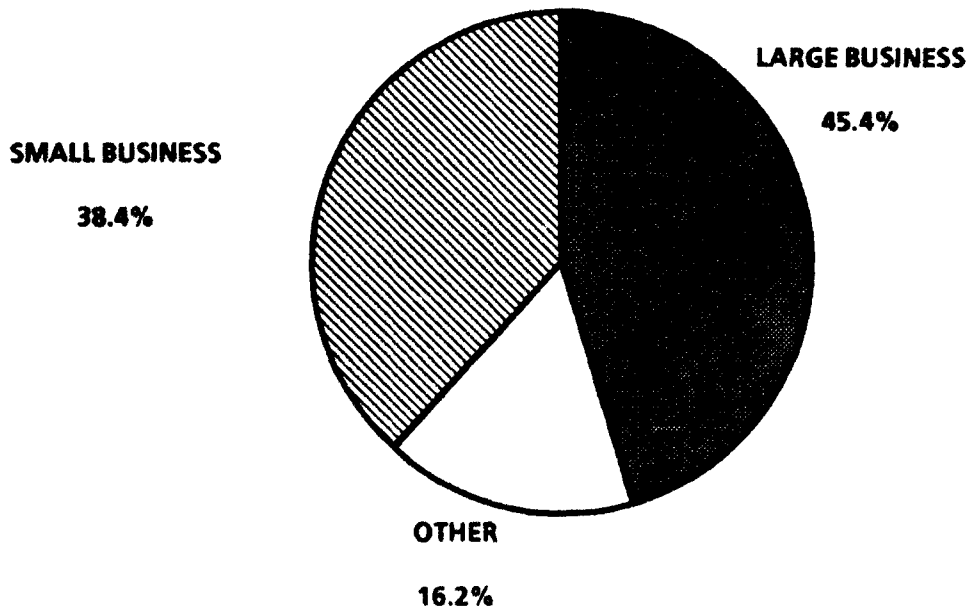
Breakout of the type of contractors receiving RDT&E awards are shown in the following charts. Both of the next two charts show the number of firms and their associated percentages, not the percentage of dollars.

**TOTAL CONTRACTORS RECEIVING RDT&E DOLLARS
Fiscal Year 1992**



TOTAL NUMBER OF FIRMS = 2,797

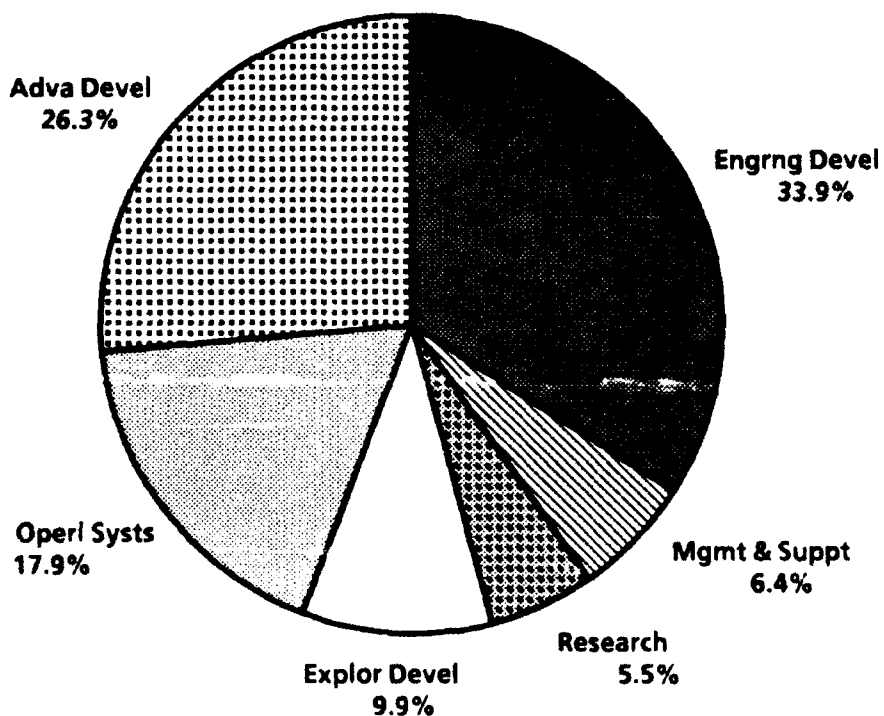
**TOP 500 CONTRACTORS - RDT&E
Fiscal Year 1992**



The following table shows the type of RDT&E work the contractors were engaged in and the net value and percent distribution of all awards for each of these types in FY 1992. Engineering development accounted for the majority (33.9 percent) of RDT&E awards, followed by advanced development (26.3 percent).

TYPE	AWARDS (\$000)	PERCENT OF TOTAL
RDT&E - TOTAL	<u>\$21,730,462</u>	<u>100.00</u>
Engineering Development	7,371,739	33.9
Advanced Development	5,709,311	26.3
Operational Systems	3,893,672	17.9
Exploratory Development	2,159,440	9.9
Management and Support	1,401,048	6.4
Research	1,195,252	5.5

DOLLAR AWARDS BY TYPE OF RDT&E WORK
Fiscal Year 1992



The last table shows the net value and percent distribution of all RDT&E awards by type of program. Within the RDT&E contracts, the largest volume of awards was for the research, development, test, or evaluation of missile and space systems, services, electronics and communication equipment, and aircraft. In FY 1992, a combined total of \$18,969 million or 87.3 percent of all RDT&E awards over \$25,000 was for work connected with these programs.

PROGRAM	AWARDS (\$000)	PERCENT OF TOTAL
RDT&E - TOTAL	<u>\$21,730,462</u>	<u>100.00</u>
Missile & Space Systems	5,730,263	26.4
Services	4,951,902	22.8
Electronics & Communication Equipment	4,264,553	19.6
Aircraft	4,022,323	18.5
Ships	523,035	2.4
Ammunition	454,822	2.1
Tank-Automotive	424,719	2.0
Weapons	285,420	1.3
All Other	1,073,424	4.9

DOLLAR AWARDS BY TYPE OF PROGRAM
Fiscal Year 1992

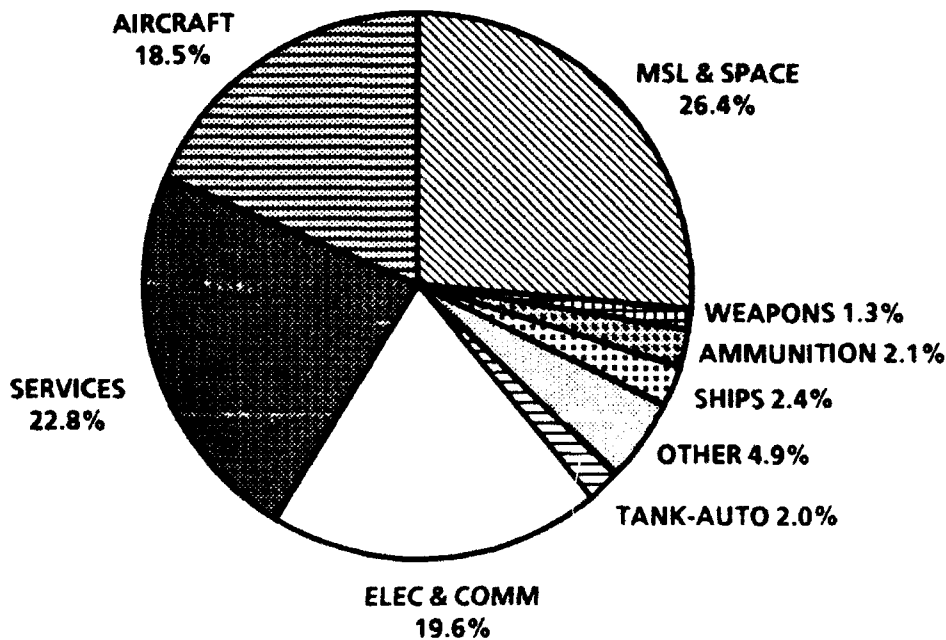


Table 1. Alphabetical Listing of the Top 500 DOD Prime Contractors for Research, Development, Test, and Evaluation Work: FY 1992

RANK	*	CONTRACTOR	RANK	*	CONTRACTOR
102	B	3M	297	B	AVCO RESEARCH LABORATORY INC
110	B	A A I CORPORATION	355	B	B-K DYNAMICS INC
293	B	ACUREX CORPORATION	134	B	BALL CORPORATION
433	B	ADVANCE INCORPORATED	74	N	BATTELLE MEMORIAL INSTITUTE
472	B	ADVANCED ACOUSTICAL CONCEPTS	60	B	BDM INTERNATIONAL INC
431	B	ADVANCED DECISION SYSTEMS	113	B	BDM MANAGEMENT SERVICES CO
494	B	ADVANCED MARINE ENTERPRISES	286	B	BECHTEL GROUP INC
490	B	ADVANCED RESOURCE TECHNOLOGIES	77	B	BELL BOEING JV
243	B	ADVANCED SCIENCES INC	439	B	BELL COMMUNICATIONS RESEARCH
307	B	ADVANCED TECHNOLOGY & RESEARCH	231	B	BELL HELICOPTER
371	B	ADVANCED TECHNOLOGY MATERIALS	337	B	BERKELEY RESEARCH ASSOCIATES
498	B	AEL INDUSTRIES INC	387	B	BETA ANALYTICS INC
333	B	AEPKO INC	308	B	BLACK & DECKER CORPORATION
26	B	AEROJET	27	B	BOEING AEROSPACE OPERATIONS
160	B	AEROMET INC	85	B	BOEING COMPANY THE
19	N	AEROSPACE CORPORATION	11	B	BOEING SKORSKY LHX PROGRAM OFF
448	B	AEL SYSTEMS INC	73	B	BOLT BERANEK & NEWMAN INC
427	B	ALAR PRODUCTS INC	81	B	BOOZ ALLEN & HAMILTON INC
38	B	ALLIANT TECHSYSTEMS INC	322	N	BOSTON COLLEGE TRUSTEES OF
68	B	ALLIED SIGNAL AEROSPACE CO	335	N	BOSTON UNIVERSITY
199	B	ALLIED SIGNAL INC	457	B	BRTRC INC
444	B	ALPHATECH INC	253	B	BRUNSWICK CORPORATION
447	B	AM GENERAL CORPORATION	62	B	C A E INDUSTRIES LTD
404	B	AMBER ENGINEERING INC	279	B	CALIFORNIA RESEARCH & TECH
20	B	AMERICAN TELEPHONE & TELG CO	53	B	CALSPAN CORPORATION
460	B	AMHERST SYSTEMS INC	201	F	CANADIAN COMMERCIAL CORPORATI
268	B	AMTEC CORPORATION	67	N	CARNEGIE MELLON UNIVERSITY
118	B	ANALYSIS & TECHNOLOGY INC	192	B	CAS INC
86	N	ANALYTIC SERVICES INC	266	B	CASDE CORPORATION
158	B	ANALYTICAL SYSTEMS ENGRG CORP	244	B	CERIDIAN CORPORATION
321	S	ANALYTYX ELECTRONIC SYSTEMS	218	B	CFM INTERNATIONAL INC
415	B	ANDRULIS RESEARCH CORPORATION	181	B	CHAMBERLAIN MANUFACTURING CORP
226	B	APPLIED MEASUREMENT SYSTEMS	373	B	CHRYSLER TECH ARBR SYSTEMS
310	B	APPLIED RESEARCH ASSOC INC	437	B	CIMFLEX TEKNOLEDGE CORP
453	B	APEK INC	111	B	COLEMAN RESEARCH CORPORATION
93	B	ARCO POWER TECHNOLOGIES INC	375	B	COLLINS SYSTEMS INTERNATIONAL
285	B	ARES CORPORATION	69	B	COLSA INC
264	B	ARETE ASSOCIATES	417	B	COMARCO INC
491	B	ARINC INCORPORATED	302	B	COMMUNICATIONS SATELLITE CORP
121	B	ARINC RESEARCH CORPORATION	144	B	COMPREHENSIVE TECH INTL
402	B	ARIST CORP	466	B	COMPTON RESEARCH INC
380	B	ARO CORPORATION	422	B	COMPUTER SCIENCE APPLICATIONS
359	B	ARTECH CORP	59	B	COMPUTER SCIENCES CORPORATION
216	B	ASI SYSTEMS INTERNATIONAL	364	F	COMPUTING DEVICES CANADA LTD
97	B	ASSURANCE TECHNOLOGY CORP	119	B	CONTEL CORPORATION
343	B	ATLANTIC AEROSPACE ELECTRONICS	164	B	CONTRAVES USA INC
94	B	ATLANTIC RESEARCH CORPORATION	283	N	CORNELL UNIVERSITY
158	B	AUTOMATED SCIENCES GROUP INC	90	B	CORTANA CORPORATION
238	B	AUTOMATION RES SYSTEMS LTD	410	B	CREARE INC
43	B	AVCO CORPORATION	488	B	CSA ENGINEERING INC

B = Business Firm
 F = Foreign Contractor
 N = Nonprofit Institution

Table 1. Alphabetical Listing of the Top 500 DOD Prime Contractors for Research, Development, Test, and Evaluation Work: FY 1992

RANK	*	CONTRACTOR	RANK	*	CONTRACTOR
117	B	CTA INCORPORATED	254	B	FOSTER MILLER INC
334	B	CUBIC CORPORATION	6	B	FOUNDATION HEALTH CORPORATION
438	B	DATA-DESIGN LABORATORIES INC	430	B	FRONTIER ENGINEERING INC
203	B	DAVID SARNOFF RESEARCH CENTER	178	B	G & F COMPANY
202	B	DBA SYSTEMS INC	327	B	GALAXY SCIENTIFIC CORP
314	B	DCS CORPORATION	421	B	GAMMA-METRICS
374	B	DECISION SCIENCE APPLICATIONS	271	B	GEC MARCONI CO LTD
173	B	DEERE & COMPANY	66	B	GEC MARCONI ELECT SYS
316	B	DEFENSE DIAMOND DEVELOPMENT CO	169	B	GENERAL ATOMICS
344	F	DELTA TEK LIMITED	10	B	GENERAL DYNAMICS CORPORATION
480	B	DEVELOPMENTAL SCIENCES CORP	49	B	GENERAL DYNAMICS FMC CORP JV
450	B	DIGITAL WIZARDS INC	65	B	GENERAL DYNAMICS WESTINGHOUSE JV
478	B	DOSS AVIATION INC	398	B	GENERAL ELECTRIC-RCA TECH LAB JV
88	N	DRAPER CHARLES STARK LAB INC	342	F	GENERAL ELECTRIC CO PLC THE
356	B	DU PONT E I DE NEMOURS & CO	3	B	GENERAL ELECTRIC COMPANY
325	N	DUKE UNIVERSITY	295	N	GENERAL HOSPITAL CORPORATION
385	B	DYNAMICS RESEARCH CORPORATION	171	B	GENERAL MOTORS CORPORATION
146	B	DYNETICS INC	133	B	GENERAL RESEARCH CORPORATION
413	B	E-OIR MEASUREMENTS INC	185	B	GENTEX CORPORATION
44	B	E-SYSTEMS INC	107	B	GEO CENTERS INC
209	B	EAGLE TECHNOLOGY INC	336	B	GEOMET INC
411	B	EAI CORPORATION	234	N	GEORGIA INSTITUTE TECHNOLOGY
255	B	EARTH TECHNOLOGY CORP	132	N	GEORGIA TECH RESEARCH CORP
165	B	EATON CORPORATION	383	B	GLOBAL INFO SYSTEMS TECHNOLOGY
278	B	EBASCO SERVICES INC	7	B	GRUMMAN AEROSPACE CORPORATION
177	B	ECC INTERNATIONAL CORP	419	B	GRUMMAN CORPORATION
114	B	EER SYSTEMS CORPORATION	137	B	GRUMMAN DATA SYSTEMS CORP
198	B	EG&G WASHINGTON ANALYTICAL SVC	61	B	GTE GOVERNMENT SYSTEMS CORP
347	B	ELDYNE INC	106	B	GTE SYLVANIA COM PRODUCTS
369	B	ELECTRONIC COMPONENT SALES	80	B	HARRIS CORPORATION
246	B	ELECTRONIC DECISIONS INC	338	B	HARRIS GROUP THE INC
467	B	ELECTRONIC WARFARE ASSOCIATES	240	B	HARRIS MAGNAVOX SYSTEMS CO JV
339	B	ELECTROSPACE SYSTEMS INC	89	B	HARSCO CORPORATION
407	B	ENGINEERING TECHNOLOGIES INC	441	N	HARVARD UNIVERSITY
221	B	ENSCO INC	139	B	HAZELTINE CORPORATION
131	N	ENVIRONMENTAL RES INST OF MICH	96	B	HERCULES INCORPORATED
349	B	ENVIRONMENTAL SYSTEMS RES INST	479	B	HEWLETT PACKARD COMPANY
136	B	ENVIRONMENTAL TECHNOLOGIES GRO	205	B	HILION SYSTEMS INC
332	B	EPOCH ENGINEERING INC	70	B	HONEYWELL INC
306	B	ERC INTERNATIONAL INC	367	B	HORIZONS TECHNOLOGY INC
57	B	ESL INCORPORATED	79	B	HUGHES & RAYTHEON JV
331	B	ETA TECHNOLOGIES CORPORATION	4	B	HUGHES AIRCRAFT COMPANY
300	B	ETEC SYSTEMS INC	465	B	HUGHES ASSOCIATES INC
304	B	FAIRCHILD INDUSTRIES INC	288	B	HUGHES DANBURY OPTICAL SYSTEMS
191	B	FAIRCHILD SPACE & DEF CORP	172	B	HUGHES NETWORK SYSTEMS INC
487	B	FALCON ASSOCIATES LTD	396	B	HUGHES SIX CORPORATION
341	F	FERRANTI INTERNATIONAL	323	B	HUGHES TRAINING SYS INC
277	B	FIBERTEK INC	499	B	HYPRES INC
394	B	FIORÉ INDUSTRIES INC	47	N	I I T RESEARCH INSTITUTE
39	B	FMC CORPORATION	196	B	I R I CORPORATION

B = Business Firm
 F = Foreign Contractor
 N = Nonprofit Institution

Table 1. Alphabetical Listing of the Top 500 DOD Prime Contractors for Research, Development, Test, and Evaluation Work: FY 1992

RANK	*	CONTRACTOR	RANK	*	CONTRACTOR
484	B	INFORMATION SYSTEMS NETWORKS CORP	229	B	MAC AULAY BROWN INC
281	B	INFOTEC DEVELOPMENT INC	153	B	MADEN TECH CONSULTING INC
56	N	INSTITUTE FOR DEF ANALYSES	412	B	MAGNASCREEN CORPORATION
482	B	INTEGRAL SYSTEMS INC	64	B	MAGNAVOX GOVT & INDSTRL ELCTR
455	B	INTEGRATED SYSTEMS INC	459	B	MANAGEMENT CONSULTING & RES
154	B	INTEL CORPORATION	241	B	MANTECH INTERNATIONAL CORP
378	B	INTERFEROMETRICS INC	1	B	MARTIN MARIETTA CORPORATION
108	B	INTERMETRICS INC	15	N	MASSACHUSETTS INST OF TECHNOLOG
21	B	INTERNATIONAL BUS MCHS CORP	103	B	MAXWELL LABORATORIES INC
423	B	INTERNATIONAL SENSOR TECH	232	N	MAYO FOUNDATION
248	B	INTERNATIONAL SOFTWARE SYSTEMS	259	B	MCDONNELL AIRCRAFT COMPANY
183	B	INTERSTATE ELECTRONICS CORP	5	B	MCDONNELL DOUGLAS CORPORATION
219	B	INTL SCIENTIFIC PRODUCTS	51	B	MCDONNELL DOUGLAS HELICOPTER
481	B	IRVINE SENSORS CORPORATION	18	B	MCDONNELL DOUGLAS SPACE SYS CO
52	F	ISRAEL AIRCRAFT INDUSTRIES LTD	309	B	MECHANICAL TECHNOLOGY INC
50	B	ITT CORPORATION	215	B	MEI TECHNOLOGY CORPORATION
420	N	JACKSON HENRY M FOUNDATION	214	N	MERCER UNIVERSITY
384	B	JASON ASSOCIATES CORPORATION	257	B	MERIDIAN CORPORATION
92	B	JAYCOR	391	B	METROLASER
452	B	JJM SYSTEMS INC	361	B	METRON INC
13	N	JOHNS HOPKINS UNIVERSITY	157	B	MEVATEC CORPORATION
35	B	JOHNSON CONTROLS WORLD SERVICE	475	N	MIAMI VALLEY RESEARCH INST
217	B	JOHNSON MATTHEY ELECTRONICS IN	329	B	MICROCOM CORPORATION
496	B	KAMAN AEROSPACE CORPORATION	392	B	MICROELECTRONICS CMPT TECH CORP
78	B	KAMAN SCIENCES CORPORATION	197	B	MICRON TECHNOLOGIES INC
41	B	KEARFOOT GUIDANCE & NAVIGATION	366	N	MIDWEST RESEARCH INSTITUTE
362	B	KETRON INC	476	B	MIKROS SYSTEMS CORPORATION
272	B	KOPIN CORPORATION	225	B	MILTOPE CORPORATION
360	B	KRUG INTERNATIONAL CORPORATION	104	F	MINISTRY OF DEFENSE UK
155	B	LAURENCE ASSOCIATES INC	84	B	MISSION RESEARCH CORPORATION
485	B	LEXA INTERNATIONAL CORPORATION	22	N	MITRE CORPORATION
105	B	LIGHT HELICOPTER TURBINE ENG	122	B	MODERN TECHNOLOGIES CORP
294	B	LITTLE ARTHUR D INC	58	B	MOTOROLA INC
233	B	LITTON INDUSTRIES INC	317	B	MRS TECHNOLOGY INC
33	B	LITTON SYSTEMS INC	30	B	NASP CONTRACT TEAM OFFICE
2	B	LOCKHEED AERONAUTICAL SYS CO	194	N	NATIONAL ACADEMY SCIENCES USA
291	B	LOCKHEED ENGINEERING & SCIENCE	256	N	NATIONAL DEFENSE ENVMTL CORP
25	B	LOCKHEED MISSILES & SPACE CO	492	B	NATIONAL PATENT DEVELOPMENT CORP
34	B	LOCKHEED SANDERS INC	290	B	NATIVE AMERICAN CONSULTANTS
152	B	LOCUS INC	193	N	NEW MEXICO STATE UNIVERSITY
112	B	LOGICON INC	280	B	NEWPORT NEWS SHPBUILDING DRYDOCK
425	B	LOGISTICS MANAGEMENT ENORG	45	B	NICHOLS RESEARCH CORPORATION
95	N	LOGISTICS MANAGEMENT INSTITUTE	258	B	NICHOLSON & ASSOCIATES INC
28	B	LORAL AEROSPACE CORP	159	B	NORDEN SYSTEMS INC
29	B	LORAL CORP	32	B	NORTHROP CORPORATION
9	B	LORAL VUGHT SYSTEMS	386	B	OGDEN GOVERNMENT SERVICES CORP
228	B	LOS ALAMOS TECHNICAL ASSOC INC	313	N	OKLAHOMA STATE UNIVERSITY
48	B	M D T INC	115	B	OLIN CORPORATION
370	B	M R J INC	353	B	OPTIMETRICS INC
434	B	M T L SYSTEMS INC	179	B	ORBITAL SCIENCES CORP

* B = Business Firm
 F = Foreign Contractor
 N = Nonprofit Institution

Table 1. Alphabetical Listing of the Top 500 DOD Prime Contractors for Research, Development, Test, and Evaluation Work: FY 1992

RANK	*	CONTRACTOR	RANK	*	CONTRACTOR
180	B	ORINCON CORPORATION	284	B	S R A TECHNOLOGIES INC
210	B	ORION INTERNATIONAL TECH	163	B	S SYSTEMS CORPORATION
372	B	ORLANDO TECHNOLOGY INC	357	B	S-TROW
190	B	PACER SYSTEMS INC	182	N	SALK INST FOR BLGICAL STUDIES
208	B	PACIFIC SIERRA RESEARCH CORP	432	N	SAN DIEGO STATE UNIV FNDIN
200	B	PAR TECHNOLOGY CORPORATION	98	B	SCHAFFER W J ASSOCIATES INC
42	B	PARAMAX SYSTEMS CORP	37	B	SCHNEIDER INC
351	B	PARKER DRILLING COMPANY	489	B	SCHWARTZ ELECTRO-OPTICS INC
76	N	PENNSYLVANIA STATE UNIVERSITY	376	B	SCI TEC INC
365	B	PENTIASAR ELECTRONICS INC	213	B	SCIENCE & TECHNOLOGY CORP
247	B	PHASE IV SYSTEMS INC	24	B	SCIENCE APPLICATIONS INTL CORP
352	B	PHOTON DYNAMICS INC	250	B	SCIENCE RESEARCH LABORATORY
222	B	PHOTON RESEARCH ASSOCIATES	174	B	SEMCOR INC
296	B	PHOTONICS SYSTEMS INC	495	B	SENSCI CORP
303	B	PHYSICAL OPTICS CORPORATION	454	B	SENTEL CORP
224	B	PHYSICAL SCIENCES INC	442	B	SEIA CORP
125	B	PHYSICS INTERNATIONAL COMPANY	445	B	SHERIKON INC
326	B	PHYSITRON INC	204	B	SMITHS INDUSTRIES INC USA
443	B	PIASECKI AIRCRAFT CORP	389	F	SOCIETE GENERALE DES TAPIS SA
235	B	PLANAR SYSTEMS INC	409	B	SOFTTECH INC
388	B	PLANNING CONSULTANTS INC	262	B	SOFTWARE TECHNOLOGY INC
150	B	PLANNING SYSTEMS INCORPORATED	156	B	SOMALYSTS INC
377	B	POLAR ASSOCIATES	474	F	SOREQ NUCLEAR RESEARCH CENTER
260	F	PORTRON INTERNATIONAL INC	55	N	SOUTH CAROLINA RESCH AUTHORITY
82	B	PRC INC	206	N	SOUTHEASTN CTR ELECTR ENG ED
469	B	PRC/ORI JV	354	N	SOUTHERN RESEARCH INSTITUTE
379	B	PRESEARCH INCORPORATED	239	B	SOUTHWEST MOBILE SYSTEMS CORP
124	B	PULLMAN HOLDING CORP	230	N	SOUTHWEST RESEARCH INSTITUTE
189	B	QUESTECH INC	145	B	SPACE APPLICATIONS CORPORATION
87	B	R & D ASSOCIATES	46	B	SPACE DATA CORPORATION
130	B	R J O ENTERPRISES INC	83	B	SPARTA INC
123	B	RACAL COMMUNICATIONS INC	149	B	SPARTON CORPORATION
428	B	RADIX SYSTEMS INC	395	B	SPECTRA DIODE LABORATORIES
298	F	RAM SYSTEMS GMBH	464	B	SPECTRUM SCIENCES INC
54	N	RAND CORPORATION	318	B	SPERRY MARINE INC
486	B	RAYOVAC CORPORATION	350	B	SPIRE CORPORATION
17	B	RAYTHEON COMPANY	71	N	SRI INTERNATIONAL
249	B	RAYTHEON SERVICE COMPANY	251	B	SRS TECHNOLOGIES
449	B	REMTTECH SERVICES INC	446	B	STANDISH INDUSTRIES INC
436	N	RENSSELAER POLYTECHNIC INST	212	B	STANFORD TELECOMMUNICATIONS
261	B	RESEARCH & DEV LABORATORIES	142	N	STANFORD UNIVERSITY
273	B	RESEARCH MANAGEMENT CONS	237	B	STERIMATICS CORPORATION
311	N	RESEARCH TRIANGLE INSTITUTE	368	B	STEWART & STEVENSON SVCS INC
473	B	RESOURCE CONSULTANTS INC	497	B	STRATEGIC ANALYSIS INC
470	B	RF MICROSYSTEMS INC	477	B	STRUCTURED TECHNOLOGY CORP
188	N	RIVERSIDE RESEARCH INSTITUTE	468	B	STV GROUP INC
14	B	ROCKWELL INTERNATIONAL CORP	176	B	SUMMA TECHNOLOGY INC
126	B	ROCKWELL POWER SYSTEMS	500	B	SUNDSTRAND CORPORATION
435	N	RUTGERS STATE UNIVERSITY OF NJ	458	B	SUPERCONDUCTOR TECHNOLOGIES
147	B	S F A INC	393	B	SUPPORT CONTG SYSTEMS JV

* B = Business Firm
 F = Foreign Contractor
 N = Nonprofit Institution

Table 1. Alphabetical Listing of the Top 500 DOD Prime Contractors for Research, Development, Test, and Evaluation Work: FY 1992

RANK	*	CONTRACTOR	RANK	*	CONTRACTOR
72	B	SVERDRUP TECHNOLOGY INC	12	B	UNITED TECHNOLOGIES CORP
292	B	SYNDETIX INC	382	B	UNIVERSAL TECHNOLOGY CORP
267	B	SYNECTICS CORP	220	N	UNIVERSITY OF ALABAMA
270	B	SYNETICS CORPORATION	345	N	UNIVERSITY OF ARIZONA
265	N	SYRACUSE RESEARCH CORP	127	N	UNIVERSITY OF CALIFORNIA
390	B	SYSCON CORPORATION	242	N	UNIVERSITY OF CENTRAL FLORIDA
207	B	SYSTEM DYNAMICS INTERNATIONAL	101	N	UNIVERSITY OF DAYTON
348	B	SYSTEM EXPLORATION INTL	120	N	UNIVERSITY OF FLORIDA
143	B	SYSTEM PLANNING CORPORATION	400	N	UNIVERSITY OF ILLINOIS
312	B	SYSTEM RESOURCES CORPORATION	274	N	UNIVERSITY OF MARYLAND SYSTEM
195	B	SYSTEMS & ELECTRONICS INC	282	N	UNIVERSITY OF MASSACHUSETTS
471	B	SYSTEMS ENGINEERING ASSOCIATES	324	N	UNIVERSITY OF MICHIGAN
346	B	SYSTEMS ENGRG & MGT ASSOC	141	N	UNIVERSITY OF MINNESOTA
167	B	SYSTEMS PLANNING & ANALYSIS	187	N	UNIVERSITY OF NEW MEXICO
269	B	SYSTEMS RES APPLICATIONS CORP	184	N	UNIVERSITY OF PENNSYLVANIA
135	B	SYSTEMS RESEARCH LABORATORIES	116	N	UNIVERSITY OF PITTSBURGH
418	B	SYSTRAN CORP	91	N	UNIVERSITY OF SOUTHERN CALIF
340	F	TADIRAN ISRAEL ELECTRONICS IND	63	N	UNIVERSITY OF TEXAS
40	B	TASC	403	N	UNIVERSITY OF UTAH
429	B	TEC MASTERS INC	138	N	UNIVERSITY OF WASHINGTON
401	B	TECHNICAL & MGT SVCS CORP	424	N	UNIVERSITY RES FOUNDATION
463	B	TECHNOLOGY APPLICATIONS	405	B	USBI CO INC
315	B	TECHNOLOGY DEVELOPMENT CORP	99	N	UTAH STATE UNIVERSITY
175	B	TECOLOTE RESEARCH INC	320	N	VANDERBILT UNIVERSITY
223	B	TEKTRONIX INC	462	B	VANGUARD RESEARCH INC
23	B	TELEDYNE INDUSTRIES INC	319	B	VARIAN ASSOCIATES INC
330	B	TERA COMPUTER COMPANY	100	B	VARO INC
381	B	TEXAS INSTRS WESTINGHOUSE JV	140	B	VECTOR RESEARCH COMPANY INC
36	B	TEXAS INSTRUMENT M MARIETTA JV	162	B	VEDA INCORPORATED
31	B	TEXAS INSTRUMENTS INCORPORATED	406	B	VEDA INTERNATIONAL INC
236	B	TEXTRON INC	414	B	VIASAT INC
161	B	THERMOTREX CORPORATION	305	B	VISICOM LABORATORIES INC
263	B	THINKING MACHINES CORPORATION	276	B	VISIDYNE INC
109	B	THIOKOL CORPORATION	128	B	VITRO CORPORATION
493	B	TITAN CORPORATION	166	B	VITRONICS INC
399	B	TITAN SYSTEMS INC	148	B	VOUGHT AIRCRAFT
451	B	TMA/EBERLINE	289	B	VRC CORPORATION
252	B	TORRANCE ADVANCED METALS CORP	227	B	VSE CORPORATION
461	B	TOYON RESEARCH CORP	456	B	WAGNER DANIEL H ASSOCIATES
426	B	TRACOR AEROSPACE INC	358	B	WEIDLINGER ASSOCIATES INC
151	B	TRACOR APPLIED SCIENCES INC	328	B	WESTERN INSTRUMENT CORPORATION
129	B	TRACOR INC	16	B	WESTINGHOUSE ELECTRIC CORP
287	B	TRUSTED INFORMATION SYSTEMS	440	B	WHEELER CONTRACTING INC
408	N	TRUSTEES COLUMBIA UNIV	299	B	WHITTAKER CORPORATION
8	B	TRW INC	275	B	WILLIAMS INTERNATIONAL CORP
211	B	UES INC	416	N	WOODS HOLE OCEANOGRAPHIC INST
75	B	UNISYS CORPORATION	186	B	XEROX CORP
301	B	UNITED INTERNATIONAL ENGRG	397	B	XETRON CORPORATION
170	N	UNITED STATES DEPT OF COMMERCE	363	B	KONTECH INC
245	N	UNITED STATES DEPT OF ENERGY	483	B	ZENITH ELECTRONICS CORPORATION

* B = Business Firm
 F = Foreign Contractor
 N = Nonprofit Institution

**Table 2. Net Value of DOD Prime Contract Awards Over \$25,000
for RDT&E to Business Firms: FY 1992**

Rank	Name of Contractor Location of Work	Thousands of Dollars	Rank	Name of Contractor Location of Work	Thousands of Dollars
1	MARTIN MARIETTA CORPORATION San Diego California Colorado Springs Colorado Denver Colorado Littleton Colorado Orange Hill Florida Orlando Florida Atlanta Georgia Baltimore Maryland Glen Burnie Maryland Lansdowne-Baltimore Maryland Wright Patterson AFB Ohio	1,600,769 * 150 399 1,335,579 120,950 63 131,136 68 4,510 7,025 257 633		MCDONNELL DOUGLAS CORPORATION (Cont) St. Louis Missouri Warminster Pennsylvania Bergstrom AFB Texas Randolph AFB Texas San Antonio Texas	414,444 300 89 553 392
2	LOCKHEED AERONAUTICAL SYS CO San Diego California Marietta Georgia	1,270,638 * 245 1,270,393	6	FOUNDATION HEALTH CORPORATION Rancho Cordova California Sacramento California	761,262 * 27,686 733,576
3	GENERAL ELECTRIC COMPANY Huntsville Alabama Williams AFB Arizona Daytona Beach Florida Eglin AFB Florida Arkansas City Kansas Burlington Massachusetts Fitchburg Massachusetts Lynn Massachusetts Pittsfield Massachusetts Camden New Jersey Cherry Hill New Jersey Moorestown-Lenola New Jersey Princeton New Jersey Trenton Naval Air Pr New Jersey Binghamton New York De Witt New York Schenectady New York Syracuse New York Utica New York Research Triangle PK North Carolina Cincinnati Ohio King of Prussia Pennsylvania Philadelphia Pennsylvania Warminster Pennsylvania Burlington Vermont Lynchhaven Shores Virginia Norfolk Virginia Yona Marshall I	917,807 * 2,207 5,842 385 382 1,821- 222 9,050 167,055 87,654 3,048 2,526 57,442 167,128 200 220 1,941 169,528 20,660 3,437 55 84,944 2,576 102,624 95 12,395 43- 96 17,959	7	GRUMMAN AEROSPACE CORPORATION Edwards AFB California Melbourne Florida Stuart Florida Trenton Naval Air Pr New Jersey Bethpage New York	599,473 * 1,567 550 95- 369 597,082
4	HUGHES AIRCRAFT COMPANY Huntsville Alabama Tucson Arizona Buena Park California Carlsbad California El Segundo California Fullerton California Goleta California Irvine California Los Angeles California Malibu California Manhattan Beach California San Diego California Torrance California West Covina California Danbury Connecticut Severna Park Maryland Hanscom AFB Massachusetts Minneapolis Minnesota Naval USC Rhode Island	880,112 * 43,658 110 8,000 3,061 67,940 518,795 44,913 34 163,621 6,204 10,807 1,786 6,690 942 269 61 1,072 1,750 400	8	TRW INC Huntsville Alabama Carson California Los Angeles California Redondo Beach California Sacramento California San Bernardino California San Diego California Colorado Springs Colorado New London Connecticut Boston Massachusetts Bellevue Nebraska Albuquerque New Mexico Beavercreek Ohio Dayton Ohio Arlington Virginia Fairfax Virginia	554,776 * 11,005 3,251 2,073 373,988 57- 143,234 3,386 7,627 2,115 198- 362 106 2,346 693 1,675 3,170
5	MCDONNELL DOUGLAS CORPORATION Huntington Beach California Long Beach California San Diego California Tampa Florida Wichita Kansas Berkeley Missouri	829,426 * 43,478 367,926 298 1,275 256 416	9	LORAL VOUGHT SYSTEMS Camden Arkansas Buffalo New York Dallas Texas Grand Prairie Texas	533,495 * 858 225 367,166 165,246
			10	GENERAL DYNAMICS CORPORATION Ontario California Pomona California Rancho Cucamonga California San Diego California Groton Connecticut Groton Long Point Connecticut New London Naval Und Connecticut Sterling Heights Michigan Warren Michigan Fort Worth Texas San Antonio Texas Arlington Virginia	470,057 * 15,491 11,792 2,274 104,624 54,264 637 349 138,064 1,482 139,580 566 936
			11	BOEING SKORSKY LHX PROGRAM OFF Philadelphia Pennsylvania	457,412 * 457,412
			12	UNITED TECHNOLOGIES CORP San Diego California San Jose California East Hartford Connecticut East Hartland Connecticut Hartford Connecticut South Windsor Connecticut Stratford Connecticut Windsor Locks Connecticut West Palm Beach Florida	420,853 * 187 1,493 7,016 265 213 110 10,081 851 400,638

- = Minus Amount (Cancellations Exceed New Awards)
S = Small Business

Table 2. Net Value of DOD Prime Contract Awards Over \$25,000 for RDT&E to Business Firms: FY 1992

Rank	Name of Contractor Location of Work	Thousands of Dollars	Rank	Name of Contractor Location of Work	Thousands of Dollars
14	ROCKWELL INTERNATIONAL CORP	399,264 *	23	TELEDYNE INDUSTRIES INC	239,576 *
	Anaheim California	40,381		Huntsville Alabama	85,607
	Downey California	48,208		Hollister California	85
	El Segundo California	30-		Mountain View California	950
	Los Angeles California	47,828		Palo Alto California	1,181
	Los Angeles Air Forc California	499		San Diego California	23,931
	San Bernardino California	19,280		Santa Clara California	2,364
	Seal Beach California	62,452		Lutherville-Timonium Maryland	86
	Thousand Oaks California	11,769		Muskegon Michigan	118,561
	Duluth Georgia	42,365		Toledo Ohio	4,985
	Cedar Rapids Iowa	119,908		Garland Texas	1,393
	Tulsa Oklahoma	179		Alexandria Virginia	434
	Richardson Texas	6,427			
16	WESTINGHOUSE ELECTRIC CORP	380,619 *	24	SCIENCE APPLICATIONS INTL CORP	228,862 *
	Sunnyvale California	17,487		Huntsville Alabama	2,298
	Annapolis Maryland	324		Tucson Arizona	1,185
	Baltimore Maryland	120,576		Herndon Beach California	11,724
	Baltimore-Washington Maryland	32-		Irvine California	212
	Cockeysville Maryland	387		Placentia California	36
	Hanover Maryland	1,188		Ridgecrest California	368
	Linthicum Maryland	2,675		San Diego California	102,333
	Linthicum Heights Maryland	940		Santa Ana California	1,500
	Sykesville Maryland	2,573		Torrance California	580
	Cleveland Ohio	1,368		New London Connecticut	2,048
	Pittsburgh Pennsylvania	5,237		Washington D.C.	3,542
	West Mifflin Pennsylvania	227,695		Orlando Florida	302
17	RAYTHEON COMPANY	354,230 *		Atlanta Georgia	122
	Goleta California	1,854		Honolulu Hawaii	649-
	San Diego California	383		Stow Maine	296
	Washington D.C.	287		Annapolis Maryland	158
	Andover Massachusetts	150		Stow Massachusetts	50
	Bedford Massachusetts	98,816		St. Paul Minnesota	200
	Hanscom AFB Massachusetts	1,278		Las Vegas Nevada	703
	Lexington Massachusetts	6,485		Albuquerque New Mexico	25,775
	Lowell Massachusetts	147		Beavercreek Ohio	566
	Marlboro Massachusetts	36,488		Dayton Ohio	10,494
	Norwood Massachusetts	2,150		Fort Washington Pennsylvania	350
	Sudbury Massachusetts	80,398		Newport Rhode Island	219
	Tewksbury Massachusetts	29,830		Alexandria Virginia	115
	Waltham Massachusetts	779		Arlington Virginia	6,290
	Wayland Massachusetts	68,561		Falls Church Virginia	10,443
	West Andover Massachusetts	7,453		McLean Virginia	39,013
	Manchester New Hampshire	2,500		Springfield Virginia	281
	Waterville New York	268		Vienna Virginia	7,923
	Portsmouth Rhode Island	15,974		Bellevue Washington	386
	Bristol Tennessee	247	25	LOCKHEED MISSILES & SPACE CO	204,118 *
	EGYPT	181		Huntsville Alabama	12,241
18	MCDONNELL DOUGLAS SPACE SYS CO	340,073 *		Palo Alto California	17,640
	Huntsville Alabama	190		Sunnyvale California	144,413
	Huntington Beach California	220,286		Saint Marys Georgia	58-
	Santa Ana California	486		Baltimore Maryland	3,000
	Vandenberg AFB California	119,111		Mercury Nevada	6,853
20	AMERICAN TELEPHONE & TELG CO	244,573 *		Albuquerque New Mexico	4,032
	Green Tree New Jersey	2,210		Austin Texas	16,080
	Holmdel New Jersey	2,024		Salt Lake City Utah	84-
	New Providence New Jersey	226	26	AEROJET	173,748 *
	Whippany New Jersey	1,714		Azusa California	115,348
	Albuquerque New Mexico	78		Downey California	24,236
	Greensboro North Carolina	234,554		Nimbus California	462
	Lewiston Woodville North Carolina	78		Parkway-Sacramento S California	1,525
	Breinigsville Pennsylvania	2,269		Sacramento California	31,967
	Arlington Virginia	1,419		Tustin California	150
21	INTERNATIONAL BUS MCHS CORP	241,521 *	27	BOEING AEROSPACE OPERATIONS	163,676 *
	San Jose California	992		Huntsville Alabama	8,729
	Boulder Colorado	23,037		Vandenberg AFB California	3,673
	Gaithersburg Maryland	17,881		Kent Washington	38,973
	Owego New York	79,690		Seattle Washington	112,352
	Yorktown New York	1,592			
	Yorktown Heights New York	1,728			
	Manassas Virginia	116,601			

- = Minus Amount (Cancellation, Excess New Awards)
S = Small Business

**Table 2. Net Value of DOD Prime Contract Awards Over \$25,000
for RDT&E to Business Firms: FY 1992**

Rank	Name of Contractor Location of Work	Thousands of Dollars	Rank	Name of Contractor Location of Work	Thousands of Dollars
28	LORAL AEROSPACE CORP Newport Beach California Palo Alto California San Jose California Colorado Springs Colorado Leawerth Kansas	160,245 * 5,715 225 36,322 104,450 13,533	36	TEXAS INSTRUMENT M MARIETTA JV Denton Texas	109,921 * 109,921
29	LORAL CORP Litchfield Park Arizona Milpitas California Newport Beach California Palo Alto California Pasadena California San Jose California Sunnyvale California Colorado Springs Colorado Washington D.C. Lexington Massachusetts Hauppauge New York Syosset New York Yonkers New York Akron Ohio Archbald Pennsylvania Reston Virginia	144,054 * 3,934 450 11,717 1,424 1,421 15,963 18,650 35,845 122 11,978 1,601 9,189 5,149 14,662 11,885 65	37	SCHNEIDER INC Arnold Air Force Sta Tennessee	101,976 * 101,976
30	NASP CONTRACT TEAM OFFICE Seal Beach California	142,804 * 142,804	38	ALLIANT TECHSYSTEMS INC San Diego California Littleton Colorado Brooklyn Park Minnesota Edina Minnesota Edna (Township of) Minnesota Hibbing Minnesota Hopkins Minnesota Minneapolis Minnesota Minnetonka Minnesota New Brighton Minnesota New Hope Minnesota Eatontown New Jersey Columbus Ohio Horsesh Pennsylvania Naval USC Rhode Island Arlington Virginia Mukilteo Washington Cudahy Wisconsin	96,378 * 4,530 204 26,885 40,961 2,065 50 12,691 710 2,650 1,657 108 583 65 458 46 2,034 121 559
31	TEXAS INSTRUMENTS INCORPORATED Colorado Springs Colorado Dallas Texas Dallas-Fort Worth Re Texas Denton Texas Lewisville Texas McKinney Texas Plano Texas Sherman Texas	142,098 * 3,800 92,927 156 36 31,759 9,204 3,869 346	39	EMC CORPORATION San Jose California Santa Clara California Minneapolis Minnesota	90,383 * 43,088 35,893 11,403
32	NORTHROP CORPORATION Hawthorne California Pico Rivera California Rolling Hills Estate California Thousand Oaks California Rolling Meadows Illinois Norwood Massachusetts	133,985 * 116,603 3,917 153 287 12,952 72	40	TASC Fort Walton Beach Florida Patrick AFB Florida Reading Massachusetts Fairborn Ohio Arlington Virginia	85,328 * 4,233 2,609 69,727 8,171 588
33	LITTON SYSTEMS INC Tempe Arizona Belmont California Los Angeles California San Carlos California San Jose California Santa Clara California Sunnyvale California South Windsor Connecticut College Park Maryland Lexington Massachusetts Morris Plains New Jersey Hicksville New York Warminster Pennsylvania	126,349 * 60 169 116,834 1,131 415 217 615 815 161 4,776 392 710 55	41	KEARFOOT GUIDANCE & NAVIGATION Bedford Massachusetts Burlington Massachusetts Little Falls New Jersey Wayne (Township of) New Jersey Wayne New Jersey	84,676 * 2,388 1,002 200 4,405 76,681
34	LOCKHEED SANDERS INC Hudson New Hampshire Manchester New Hampshire Merrimack New Hampshire Nashua New Hampshire North Bergen New Jersey White Sands MSL RGE New Mexico	123,226 * 56,759 3,270 46 44,614 3,695 14,842	42	PARAMAX SYSTEMS CORP San Diego California Sudbury Massachusetts St. Paul Minnesota White Sands New Mexico Great Neck New York Salt Lake City Utah Dahlgren Virginia McLean Virginia Reston Virginia	83,911 * 961 291 5,711 223 71,745 2,202 801 130 1,847
35	JOHNSON CONTINENTAL WORLD SERVICE Cape Canaveral Florida Mercury Nevada Milwaukee Wisconsin Yona Marshall I	120,590 * 101,913 553 110 18,015	43	AVCO CORPORATION Stratford Connecticut Lowell Massachusetts Wilmington Massachusetts Cincinnati Ohio	83,302 * 5,478 523 69,120 8,180
			44	E-SYSTEMS INC Saint Petersburg Florida Dallas Texas Dallas-Fort Worth Re Texas Garland Texas Greenville Texas Salt Lake City Utah Falls Church Virginia Vienna Virginia	83,208 * 66,997 2,261 2,060 203 3,674 2,075 5,628 309

- = Minus Amount (Cancellations Exceed New Awards)
S = Small Business

Table 2. Net Value of DOD Prime Contract Awards Over \$25,000 for RDT&E to Business Firms: FY 1992

Rank	Name of Contractor	Location of Work	Thousands of Dollars	Rank	Name of Contractor	Location of Work	Thousands of Dollars
45	NICHOLS RESEARCH CORPORATION		S 83,188 *	61	GTE GOVERNMENT SYSTEMS CORP		62,483 *
	Huntsville	Alabama	78,476		Mountain View	California	6,646
	Cape Canaveral	Florida	919		San Diego	California	152
	Ann Arbor	Michigan	306		Colorado Springs	Colorado	465
	White Sands MSL RGE	New Mexico	598		Gaithersburg	Maryland	2,014
	Dayton	Ohio	2,887		Rockville	Maryland	311
46	SPACE DATA CORPORATION		S 76,571 *		Needham	Massachusetts	14,126
	Chandler	Arizona	70,916		Taunton	Massachusetts	2,846
	Tempe	Arizona	5,655		Waltham	Massachusetts	1,679
48	M D I T INC		74,881 *		Westborough	Massachusetts	30,999
	Orlando	Florida	74,881		Chantilly	Virginia	795
49	GENERAL DYNAMICS EMC CORP JV		74,517 *		Yona	Marshall I	2,450
	Troy	Michigan	74,517	62	C A E INDUSTRIES LTD		61,350 *
50	ITT CORPORATION		74,007 *		Luke AFB	Arizona	2,353
	Eglin AFB	Florida	71		Binghamton	New York	58,623
	Fort Wayne	Indiana	813-		Irving	Texas	89
	Clifton	New Jersey	5,472		Arlington	Virginia	285
	Nutley	New Jersey	67,897	64	MAGNAVOX GOVT & INDSTR ELCTR		57,229 *
	Dayton	Ohio	690		Torrance	California	16,327
	Wright Patterson AFB	Ohio	65		Fort Wayne	Indiana	40,016
	Roanoke	Virginia	550		Fort Wayne Municipal	Indiana	255
		SAUDI ARABIA	75		Mahwah	New Jersey	507
51	MCDONNELL DOUGLAS HELICOPTER		73,067 *		Deer Park	New York	74
	Mesa	Arizona	72,491		Ashburn	Virginia	50
	St. Louis	Missouri	575	65	GENERAL DYNAMICS WESTINGHOUSE JV		55,500 *
53	CALSPAN CORPORATION		72,326 *		Pomona	California	55,500
	Bedford	Massachusetts	60	66	GEC MARCONI ELECT SYS		54,512 *
	Lexington	Massachusetts	40		Wayne	New Jersey	54,512
	Buffalo	New York	22,396	68	ALLIED SIGNAL AEROSPACE CO		53,732 *
	Rome	New York	67		Phoenix	Arizona	5,413
	Schenectady	New York	40		Tempe	Arizona	347
	Springville	New York	254		Torrance	California	372
	Norristown	Pennsylvania	36		Washington	D.C.	973
	Arnold Air Force Sta	Tennessee	49,433		South Bend	Indiana	459
57	ESL INCORPORATED		68,632 *		Baltimore	Maryland	2,000
	Sunnyvale	California	67,757		Columbia	Maryland	40,799
		GERMANY	875		St. Inigoes	Maryland	2,479
58	MOTOROLA INC		68,529 *		Albuquerque	New Mexico	891
	Scottsdale	Arizona	68,428	69	COLSA INC	S	53,330 *
	Tempe	Arizona	101		Huntsville	Alabama	51,010
59	COMPUTER SCIENCES CORPORATION		67,970 *		Odenton	Maryland	2,075
	Huntsville	Alabama	1,137		El Paso	Texas	245
	Lompoc	California	500	70	HONEYWELL INC		52,613 *
	San Bernardino	California	1,783		Phoenix	Arizona	253
	San Diego	California	6,099		Clearwater	Florida	22,931
	Fort Walton Beach	Florida	48		Bloomington	Minnesota	4,714
	Andrews AFB	Maryland	1,562		Minneapolis	Minnesota	13,114
	Moorestown-Lenola	New Jersey	9,078		Minnetonka	Minnesota	70
	Albuquerque	New Mexico	1,635		Flymouth	Minnesota	6,229
	Dayton	Ohio	7,910		St. Louis Park	Minnesota	2,683
	Warminster	Pennsylvania	2,823		Albuquerque	New Mexico	2,619
	Dahlgren	Virginia	10,591	72	SVERDRUP TECHNOLOGY INC		48,038 *
	Falls Church	Virginia	24,803		Arnold Air Force Sta	Tennessee	43,684
60	BDM INTERNATIONAL INC		65,014 *		Tullahoma	Tennessee	4,354
	Huntsville	Alabama	10,338	73	BOLI BERANEK & NEWMAN INC		47,940 *
	Jemison	Alabama	131		Los Angeles	California	2,503
	Monterey	California	272		San Diego	California	3,559
	Redlands	California	360		New London	Connecticut	3,157
	Victorville	California	622		Boston	Massachusetts	136
	Tyndall AFB	Florida	117		Cambridge	Massachusetts	38,522
	Albuquerque	New Mexico	5,321		Middletown	Rhode Island	33
	Kirtland AFB	New Mexico	4,716		Norfolk	Virginia	30
	Fort Sill	Oklahoma	100				
	McLean	Virginia	42,942				
	Norfolk	Virginia	94				

- = Minus Amount (Cancellations Exceed New Awards)
S = Small Business

**Table 2. Net Value of DOD Prime Contract Awards Over \$25,000
for RDT&E to Business Firms: FY 1992**

Rank	Name of Contractor	Location of Work	Thousands of Dollars	Rank	Name of Contractor	Location of Work	Thousands of Dollars
75	UNISYS CORPORATION		45,395 *		SPARTA INC (Cont)		
	Huntsville	Alabama	97		San Diego	California	9,987
	San Diego	California	694		Lexington	Massachusetts	894
	Clearwater	Florida	2,200		McLean	Virginia	100
	Panama City	Florida	144				
	St. Paul	Minnesota	24,920	84	MISSION RESEARCH CORPORATION		35,684 *
	Trevoze	Pennsylvania	2,166		Anaheim	California	2,274
	Warminster	Pennsylvania	488		Costa Mesa	California	250
	Dahlgren	Virginia	175		San Diego	California	359
	McLean	Virginia	220		Santa Barbara	California	20,291
	Reston	Virginia	15,292		Santa Maria Public A	California	205
					Colorado Springs	Colorado	1,974
77	BELL BOEING JV		44,747 *		Washington	D.C.	189
	Ridley	Pennsylvania	944		Nashua	New Hampshire	3,646
	Fort Worth	Texas	43,713		Albuquerque	New Mexico	6,138
	Arlington	Virginia	89		Los Alamos	New Mexico	254
					Newington	Virginia	103
78	KAMAN SCIENCES CORPORATION		43,094 *	85	BOEING COMPANY THE		35,583 *
	Huntsville	Alabama	12,862		Huntsville	Alabama	9,157
	Santa Barbara	California	601		Ridley	Kansas	35-
	Colorado Springs	Colorado	19,397		Wichita	Kansas	20,524
	Burlington	Massachusetts	126		Philadelphia	Pennsylvania	137
	Albuquerque	New Mexico	6,405		Ridley	Pennsylvania	698
	Utica	New York	3,702		Carnes	Texas	6
					Houston	Texas	248
79	HUGHES & RAYTHEON JV		42,600 *		Kent	Washington	4,683
	Los Angeles	California	42,600		Renton	Washington	160
					Seattle	Washington	5
80	HARRIS CORPORATION		42,316 *	87	R & D ASSOCIATES		34,679 *
	Mountain View	California	216		Los Angeles	California	30
	Fort Walton Beach	Florida	80		Marina del Ray	California	21,302
	Melbourne	Florida	19,579		Colorado Springs	Colorado	250
	Palm Bay	Florida	17,182		Albuquerque	New Mexico	4,053
	Fort Wayne	Indiana	46		Kirtland AFB	New Mexico	6,838
	New Hartford	New York	1,088		Alexandria	Virginia	79
	Rochester	New York	34		Arlington	Virginia	67
	Syosset	New York	1,964			GERMANY	2,061
	Syracuse	New York	203	89	HARSCO CORPORATION		33,992 *
	Research Triangle PK	North Carolina	242		York	Pennsylvania	33,992
	State College	Pennsylvania	1,008	90	CORTANA CORPORATION		33,403 *
	Austin	Texas	100		Falls Church	Virginia	1,088
	Fort Worth	Texas	574		McLean	Virginia	32,315
81	BOOZ ALLEN & HAMILTON INC		40,630 *	92	JAYCOR		33,249 *
	Huntsville	Alabama	1,200		San Diego	California	26,562
	Fullerton	California	140		Colorado Sp. ings	Colorado	300
	Mountain View	California	212		Vicksburg	Mississippi	180
	Bethesda	Maryland	34,650		Fairborn	Ohio	2,177
	Tinton Falls	New Jersey	414		Vienna	Virginia	4,030
	Albuquerque	New Mexico	1,376	93	ARCO POWER TECHNOLOGIES INC		32,065 *
	Rome	New York	100		Washington	D.C.	32,065
	Arlington	Virginia	2,228	94	ATLANTIC RESEARCH CORPORATION		31,804 *
	McLean	Virginia	311		Camden	Arkansas	218
82	PRC INC		37,642 *		Anaheim	California	212
	Huntsville	Alabama	522		Los Angeles	California	191
	San Diego	California	2,942		Washington	D.C.	169
	Sunnyvale	California	125		Rockville	Maryland	12,374
	Hickam AFB	Hawaii	1,133		Severna Park	Maryland	911
	Offutt AFB	Nebraska	44-		Tinton Falls	New Jersey	414
	Albuquerque	New Mexico	2,580		Rome	New York	454
	Fort Sill	Oklahoma	233		Fairborn	Ohio	1,357
	Philadelphia	Pennsylvania	90-		Alexandria	Virginia	320
	Dahlgren	Virginia	3,528		Fredericksburg	Virginia	3,826
	McLean	Virginia	20,207		Gainesville	Virginia	11,357
	Reston	Virginia	6,505				
83	SPARTA INC		36,831 *				
	Darville	Alabama	50-				
	Huntsville	Alabama	8,316				
	Edwards AFB	California	4,401				
	Laguna Beach	California	49				
	Laguna Hills	California	12,196				
	Lakewood	California	889				
	Mission Viejo	California	49				

- = Minus Amount (Cancellations Exceed New Awards)
S = Small Business

**Table 2. Net Value of DOD Prime Contract Awards Over \$25,000
for RDT&E to Business Firms: FY 1992**

Rank	Name of Contractor	Location of Work	Thousands of Dollars	Rank	Name of Contractor	Location of Work	Thousands of Dollars
96	HERCULES INCORPORATED		30,536 *	113	BDM MANAGEMENT SERVICES CO		22,419 *
	Clearwater	Florida	16,750		Monterey	California	475
	Cumberland	Maryland	138		Columbia	Maryland	26
	Magna	Utah	9,921		Albuquerque	New Mexico	1,350
	Rocket Center	West Virginia	3,728		Kirtland AFB	New Mexico	64
					McLean	Virginia	20,505
97	ASSURANCE TECHNOLOGY CORP	S	30,307 *	114	EER SYSTEMS CORPORATION	S	22,402 *
	Melbourne	Florida	224		Vienna	Virginia	21,202
	Carlisle	Massachusetts	30,083		McChechen	West Virginia	1,200
98	SCHAFFER W J ASSOCIATES INC		29,222 *	115	OLIN CORPORATION		22,147 *
	Denver	Colorado	127		Saint Petersburg	Florida	17,716
	Chelmsford	Massachusetts	29,018		Marion	Illinois	800
	Wakefield	Massachusetts	76		Charleston	Tennessee	3,632
100	VARO INC		28,195 *	117	CTA INCORPORATED	S	21,943 *
	Dallas	Texas	22,542		Ridgecrest	California	20,650
	Garland	Texas	5,653		Englewood	Colorado	1,266
102	3M		26,691 *		Dayton	Ohio	27
	St. Paul	Minnesota	26,691	118	ANALYSIS & TECHNOLOGY INC		21,168 *
103	MAXWELL LABORATORIES INC		26,585 *		New London	Connecticut	6,037
	Placentia	California	145		New London Naval Und	Connecticut	4,154
	San Diego	California	26,000		North Stonington	Connecticut	6,240
	Reston	Virginia	440		Stonington	Connecticut	30
105	LIGHT HELICOPTER LANDING ENG		25,363 *		Waterford	Connecticut	30
	St. Louis	Missouri	25,363		Fort Lauderdale	Florida	50
106	GTE SYLVANIA COM PRODUCTS		25,006 *		Panama City Beach	Florida	3,366
	Needham	Massachusetts	25,144		National Space Techn	Mississippi	120
	Westborough	Massachusetts	137-		Butler	Pennsylvania	97
107	GEO CENTERS INC	S	24,369 *		Middletown	Rhode Island	850
	Washington	D.C.	5,946		Naval USC	Rhode Island	110
	Boston	Massachusetts	1,815		Arlington	Virginia	83
	Natick R & D Center	Massachusetts	3,695	119	CONTEL CORPORATION		20,827 *
	Newton	Massachusetts	12,914		Colorado Springs	Colorado	17,231
108	INTERMETRICS INC		23,734 *		Gaithersburg	Maryland	1,557
	Huntington Beach	California	1,857		Chantilly	Virginia	1,900
	Cambridge	Massachusetts	3,304		Fairfax	Virginia	140
	Oceanport	New Jersey	462	121	ARINC RESEARCH CORPORATION		20,031 *
	Holloman AFB	New Mexico	2,235		San Diego	California	15,338
	Dayton	Ohio	114		Annapolis	Maryland	4,693
	Warminster	Pennsylvania	14,762	122	MODERN TECHNOLOGIES CORP	S	18,933 *
	McLean	Virginia	1,000		Eielson AFB	Alaska	76
109	THICKOL CORPORATION		23,687 *		Oceanport	New Jersey	3,709
	Huntsville	Alabama	1,761		Columbus	Ohio	1,513
	Elkton	Maryland	4,337		Dayton	Ohio	8,049
	Brigham City	Utah	17,525		San Antonio	Texas	5,586
	Promontory	Utah	63	123	RACAL COMMUNICATIONS INC		18,861 *
110	A A I CORPORATION		23,485 *		Rockville	Maryland	18,861
	Baltimore	Maryland	200	124	PULLMAN HOLDING CORP	S	18,721 *
	Bethesda	Maryland	96		Wayne	New Jersey	18,721
	Cockeysville	Maryland	22,847	125	PHYSICS INTERNATIONAL COMPANY		18,281 *
	Columbia	Maryland	342		San Leandro	California	18,040
111	COLEMAN RESEARCH CORPORATION	S	22,535 *		Andover	Massachusetts	241
	Huntsville	Alabama	16,270	126	ROCKWELL POWER SYSTEMS		17,708 *
	Orlando	Florida	5,366		Puunene	Hawaii	10,301
	White Sands MSL RGE	New Mexico	851		Albuquerque	New Mexico	390
	Fairfax	Virginia	49		Kirtland AFB	New Mexico	7,017
112	LOGICON INC		22,493 *	128	VITRO CORPORATION		16,575 *
	Los Angeles	California	14,618		Key West	Florida	215
	New London	Connecticut	51		Atkins	Louisiana	35
	New London Naval Und	Connecticut	32		Bath	Maine	335
	Wright Patterson AFB	Ohio	7,793		Bethesda	Maryland	180
					Silver Spring	Maryland	4,580
					Pascagoula	Mississippi	380
					Moorestown	New Jersey	30

- = Minus Amount (Cancellations Exceed New Awards)
S = Small Business

Table 2. Net Value of DOD Prime Contract Awards Over \$25,000 for RDT&E to Business Firms: FY 1992

Rank	Name of Contractor	Location of Work	Thousands of Dollars	Rank	Name of Contractor	Location of Work	Thousands of Dollars
	VITRO CORPORATION (Cont)						
	Moorestown-Lenola	New Jersey	60	144	COMPREHENSIVE TECH INTL	S	13,963 *
	Warminster	Pennsylvania	2,323		Arlington	Virginia	13,778
	Middletown	Rhode Island	35		Chantilly	Virginia	185
	Newport	Rhode Island	30	145	SPACE APPLICATIONS CORPORATION	S	13,897 *
	Dahlgren	Virginia	8,371		Santa Ana	California	2,434
129	TRACOR INC		16,367 *		Santa Clara	California	10,738
	New London	Connecticut	50		Augusta	Maryland	180
	California	Maryland	50		Chelmsford	Massachusetts	245
	Austin	Texas	16,267		Kent	Washington	250
130	R J O ENTERPRISES INC	S	16,228 *		Seattle	Washington	50
	Lanham	Maryland	12,774	146	DYNETICS INC	S	13,728 *
	Dayton	Ohio	3,454		Huntsville	Alabama	13,629
133	GENERAL RESEARCH CORPORATION		15,984 *		Rome	New York	99
	Huntsville	Alabama	6,769	147	S F A INC	S	13,726 *
	Santa Barbara	California	8,115		Washington	D.C.	11,581
	Danvers	Massachusetts	175		Bethesda	Maryland	93
	Vienna	Virginia	926		Landover	Maryland	1,904
134	BALL CORPORATION		15,982 *		Mount Savage	Maryland	86
	San Diego	California	974		State College	Pennsylvania	62
	Boulder	Colorado	11,106	148	VOUGHT AIRCRAFT		13,332 *
	Brookfield	Colorado	310		Dallas	Texas	1,668
	Albuquerque	New Mexico	525		Grand Prairie	Texas	11,664
	Kirtland AFB	New Mexico	433	149	SPARTON CORPORATION		12,972 *
	Fairborn	Ohio	2,570		Fort Wayne	Indiana	3,145
	Bergstrom AFB	Texas	64		Jackson	Michigan	8,244
135	SYSTEMS RESEARCH LABORATORIES		15,802 *		Warminster	Pennsylvania	1,583
	Dayton	Ohio	4,027	150	TRACOR APPLIED SCIENCES INC		12,669 *
	Wright Patterson AFB	Ohio	10,778		San Ramon	California	367
	San Antonio	Texas	997		Groton	Connecticut	924
136	ENVIRONMENTAL TECHNOLOGIES GRO	S	15,435 *		New London	Connecticut	2,938
	Baltimore	Maryland	8,812		California	Maryland	1,382
	Chelsea Beach	Maryland	6,623		Rockville	Maryland	795
137	GRUMMAN DATA SYSTEMS CORP		15,424 *		Austin	Texas	5,607
	San Diego	California	200		San Antonio	Texas	77
	Bethpage	New York	6,295		Arlington	Virginia	580
	Woodbury	New York	989	151	LOCUS INC		12,566 *
	Springfield	Virginia	7,939		Hartford	Connecticut	150
139	HAZELTINE CORPORATION		14,770 *		Washington	D.C.	5,621
	Braintree	Massachusetts	1,700		Factoryville	Pennsylvania	48
	Greenlawn	New York	13,070		State College	Pennsylvania	6,747
140	VECTOR RESEARCH COMPANY INC		14,697 *	152	PLANNING SYSTEMS INCORPORATED	S	12,441 *
	Glendale	California	100		Washington	D.C.	438
	Torrance	California	33-		Silver Spring	Maryland	749
	Hollywood	Florida	305		National Space Techn	Mississippi	167
	Atlanta	Georgia	147		McLean	Virginia	11,088
	Bayview	Idaho	200	153	MADEN TECH CONSULTING INC	S	12,333 *
	Bethesda	Maryland	9,743		Menlo Park	California	1,332
	Gaithersburg	Maryland	28		Arlington	Virginia	601
	Rockville	Maryland	353		Falls Church	Virginia	5,194
	Silver Spring	Maryland	30		McLean	Virginia	5,207
	Wayland	Massachusetts	50	154	INTEL CORPORATION		12,125 *
	Detroit	Michigan	1,538		Beaverton	Oregon	12,125
	York	Pennsylvania	1,100	155	LAWRENCE ASSOCIATES INC		12,108 *
	McLean	Virginia	959		Dayton	Ohio	12,108
	Augusta	West Virginia	278	156	SONALYSTS INC		12,004 *
143	SYSTEM PLANNING CORPORATION	S	13,999 *		San Diego	California	1,817
	Santa Cruz	California	776		Groton	Connecticut	299
	Chesapeake Beach	Maryland	247		New London	Connecticut	4,498
	Houston	Texas	97		Waterford	Connecticut	5,183
	Arlington	Virginia	11,091		Washington	D.C.	131
	Flytown	Virginia	700		Newport	Rhode Island	75
	Hampton	Virginia	360				
	Vienna	Virginia	708				

* = Minus Amount (Cancellations Excluded New Awards)
S = Small Business

Table 2. Net Value of DOD Prime Contract Awards Over \$25,000 for RDT&E to Business Firms: FY 1992

Rank	Name of Contractor	Location of Work	Thousands of Dollars	Rank	Name of Contractor	Location of Work	Thousands of Dollars
157	MEVATEC CORPORATION	Huntsville	S 11,815 *	175	TECOLOTE RESEARCH INC	Huntsville	S 10,534 *
		Alabama	11,815			Alabama	2,128
158	ANALYTICAL SYSTEMS ENGRG CORP	Burlington	S 11,761 *			California	6,255
		Barnstable	11,096			Ohio	2,151
		Rome	582	176	SUMMA TECHNOLOGY INC	Huntsville	S 10,450 *
		New York	83			Alabama	10,450
159	NORDEN SYSTEMS INC	Norwalk	11,679 *	177	ECC INTERNATIONAL CORP	Orlando	S 10,360 *
		Melville	5,285			Florida	9,750
		New York	6,394			Pennsylvania	610
160	AEROMET INC	Tulsa	S 11,655 *	178	G & F COMPANY	Santa Clara	10,142 *
		Yona	9,632			California	10,142
		Marshall I	2,023	179	ORBITAL SCIENCES CORP	Chantilly	S 10,077 *
161	THERMOTREX CORPORATION	San Diego	11,645 *			Virginia	705
		Waltham	11,483			Virginia	5,219
		Massachusetts	162			McLean	4,154
162	VEDA INCORPORATED	Dayton	11,612 *	180	ORINCON CORPORATION	San Diego	S 10,077 *
		Warminster	6,822			California	10,027
		Alexandria	4,675			Hawaii	49
		Virginia	115	181	CHAMBERLAIN MANUFACTURING CORP	Waterloo	10,054 *
163	S SYSTEMS CORPORATION	Los Angeles Air Forc	S 11,546 *			Iowa	360
		Albuquerque	4,774			Maryland	5,700
		New Mexico	6,772			Maryland	3,634
164	CONTRAVES USA INC	Tampa	11,477 *			Pennsylvania	360
		Marlboro	35	183	INTERSTATE ELECTRONICS CORP	Anaheim	9,988 *
		Koppel	800			California	9,988
		Pittsburgh	8,086	185	GEMEX CORPORATION	Carbondale	9,869 *
		Pennsylvania	2,555			Pennsylvania	9,869
165	EATON CORPORATION	Los Angeles	11,472 *	186	XEROX CORP	Palo Alto	9,830 *
		Deer Park	1,722			California	9,050
		Melville	8,386			California	255
		New York	1,365			New York	524
166	VITRONICS INC	East Brunswick	S 11,251 *	189	QUESTECH INC	Washington	9,722 *
		Eatontown	588			D.C.	406
		New Jersey	10,663			Ohio	3,053
167	SYSTEMS PLANNING & ANALYSIS	Falls Church	11,053 *			Ohio	1,327
		Virginia	11,053			San Antonio	349
168	AUTOMATED SCIENCES GROUP INC	Huntsville	S 10,988 *			Falls Church	4,424
		Alabama	10,988			McLean	162
169	GENERAL ATOMICS	San Diego	10,882 *	190	PACER SYSTEMS INC	Panama City	9,576 *
		Albuquerque	10,464			Billerica	5,044
		New Mexico	418			Massachusetts	132
171	GENERAL MOTORS CORPORATION	Fullerton	10,742 *			Horsesham	4,401
		Indianapolis	561	191	FAIRCHILD SPACE & DEF CORP	Annapolis	9,454 *
		Detroit	9,970			Greenbelt	9,090
		Pontiac	44			Maryland	364
		Michigan	168	192	CAS INC	Huntsville	S 9,373 *
172	HUGHES NETWORK SYSTEMS INC	Los Angeles	10,686 *			Alabama	9,373
		San Diego	605	195	SYSTEMS & ELECTRONICS INC	Elk Grove Village	S 9,182 *
		California	10,081			Illinois	9,182
173	DEERE & COMPANY	Wood-Ridge	S 10,619 *	196	I R T CORPORATION	San Diego	S 9,020 *
		New Jersey	10,619			California	9,020
174	SEMCOR INC	Mount Laurel	10,540 *	197	MICRON TECHNOLOGIES INC	Boise	9,000 *
		Neptune	9,987			Idaho	9,000
		Warminster	416				
		Pennsylvania	138				

- = Minus Amount (Cancellations Exceed New Awards)
S = Small Business

**Table 2. Net Value of DOD Prime Contract Awards Over \$25,000
for RDT&E to Business Firms: FY 1992**

Rank	Name of Contractor	Location of Work	Thousands of Dollars	Rank	Name of Contractor	Location of Work	Thousands of Dollars
198	EG&G WASHINGTON ANALYTICAL SVC		8,992 *	216	ASI SYSTEMS INTERNATIONAL		7,498 *
	Groton	Connecticut	846		Anaheim	California	4,246
	New London	Connecticut	778		Fort Walton Beach	Florida	3,251
	Rockville	Maryland	2,335	217	JOHNSON MATTHEY ELECTRONICS IN		7,391 *
	Middletown	Rhode Island	251		Spokane	Washington	7,391
	Arlington	Virginia	38	218	CFM INTERNATIONAL INC		7,178 *
	Dahlgren	Virginia	4,744		Cincinnati	Ohio	7,178
199	ALLIED SIGNAL INC		8,970 *	219	INTL SCIENTIFIC PRODUCTS		7,063 *
	Phoenix	Arizona	2,376		San Jose	California	7,063
	Los Angeles	California	3,125	221	ENSCO INC		7,042 *
	Torrance	California	50-		Springfield	Virginia	7,042
	New London	Connecticut	2,300	222	PHOTON RESEARCH ASSOCIATES		7,025 *
	Des Plaines	Illinois	375		Placentia	California	150
	Columbia	Maryland	554		San Diego	California	6,875
	Morristown	New Jersey	292	223	TEKTRONIX INC		6,861 *
200	PAR TECHNOLOGY CORPORATION		8,834 *		Beaverton	Oregon	6,861
	Washington	D.C.	82	224	PHYSICAL SCIENCES INC		6,850 *
	New Hartford	New York	8,490		Andover	Massachusetts	6,550
	Rome	New York	263		Seattle	Washington	300
202	DBA SYSTEMS INC		8,551 *	225	MILTOPE CORPORATION		6,839 *
	Melbourne	Florida	8,551		Melville	New York	6,839
203	DAVID SARNOFF RESEARCH CENTER		8,491 *	226	APPLIED MEASUREMENT SYSTEMS		6,752 *
	San Jose	California	100		New London	Connecticut	1,042
	Princeton	New Jersey	8,391		New London Naval Und	Connecticut	697
204	SMITHS INDUSTRIES INC USA		8,488 *		Hollywood	Florida	5,013
	Grand Rapids	Michigan	8,488	227	VSE CORPORATION		6,675 *
205	HILTON SYSTEMS INC		8,479 *		Alexandria	Virginia	6,675
	Huntsville	Alabama	5,975	228	LOS ALAMOS TECHNICAL ASSOC INC		6,666 *
	Atlanta	Georgia	209		Albuquerque	New Mexico	750
	Jackson	Mississippi	950		Los Alamos	New Mexico	5,916
	Vicksburg	Mississippi	1,344	229	MAC AULAY BROWN INC		6,624 *
207	SYSTEM DYNAMICS INTERNATIONAL		8,415 *		Dayton	Ohio	3,280
	Huntsville	Alabama	8,179		Wright Patterson AFB	Ohio	3,343
	Gainesville	Florida	236	231	BELL HELICOPTER		6,521 *
208	PACIFIC SIERRA RESEARCH CORP		8,363 *		Niagara Falls	New York	304
	Los Angeles	California	5,728		Fort Worth	Texas	6,217
	Santa Monica	California	2,636	233	LITTON INDUSTRIES INC		6,453 *
209	EAGLE TECHNOLOGY INC		8,316 *		Los Angeles	California	3,010
	Winter Park	Florida	1,034		San Jose	California	177
	Arlington	Virginia	154		Woodland	California	3,391
	McLean	Virginia	7,129			SAUDI ARABIA	125-
210	ORION INTERNATIONAL TECH		8,306 *	235	PLANAR SYSTEMS INC		6,302 *
	Bedford	Massachusetts	144		Beaverton	Oregon	6,302
	Albuquerque	New Mexico	3,411	236	TEXTRON INC		6,269 *
	White Sands MSL RGE	New Mexico	4,751		Wilmington	Massachusetts	4,972
211	UES INC		7,825 *		Buffalo	New York	524
	Fort Rucker	Alabama	248		Wheatfield	New York	772
	Dayton	Ohio	7,578	237	STERIMATICS CORPORATION		6,240 *
212	STANFORD TELECOMMUNICATIONS		7,536 *		Bedford	Massachusetts	6,240
	Santa Clara	California	7,490	238	AUTOMATION RES SYSTEMS LTD		6,219 *
	Reston	Virginia	46		Aberdeen PROV GRND	Maryland	64
213	SCIENCE & TECHNOLOGY CORP		7,535 *		Alexandria	Virginia	6,156
	Las Cruces	New Mexico	100				
	Hampton	Virginia	7,435				
215	MEI TECHNOLOGY CORPORATION		7,504 *				
	Lexington	Massachusetts	6,673				
	Rome	New York	831				

- = Minus Amount (Cancellations Exceed New Awards)
S = Small Business

Table 2. Net Value of DOD Prime Contract Awards Over \$25,000 for RDT&E to Business Firms: FY 1992

Rank	Name of Contractor Location of Work	Thousands of Dollars	Rank	Name of Contractor Location of Work	Thousands of Dollars
239	SOUTHWEST MOBILE SYSTEMS CORP St. Louis Missouri	6,090 * 6,090	263	THINKING MACHINES CORPORATION Cambridge Massachusetts	5,238 * 5,238
240	HARRIS MAGNAVOX SYSTEMS CO JV Melbourne Florida	6,048 * 6,048	264	ARETE ASSOCIATES Los Angeles California	5,225 * 5,225
241	MANTECH INTERNATIONAL CORP Edwards AFB California Los Alamos New Mexico Wright Patterson AFB Ohio Warminster Pennsylvania Arlington Virginia	6,040 * 1,236 947 3,732 70 55	266	CASDE CORPORATION Camp Pendleton California Torrance California Norfolk Virginia	5,135 * 2,276 344 2,515
243	ADVANCED SCIENCES INC Tyndall AFB Florida Albuquerque New Mexico	S 5,920 * 1,948 3,973	267	SYNECTICS CORP Rome New York Fairfax Virginia	S 5,126 * 5,046 80
244	CERIDIAN CORPORATION Bloomington Minnesota Minneapolis Minnesota	5,916 * 909 5,007	268	AMTEC CORPORATION Huntsville Alabama	S 5,115 * 5,115
246	ELECTRONIC DECISIONS INC Urbana Illinois	S 5,857 * 5,857	269	SYSTEMS RES APPLICATIONS CORP El Segundo California San Bernardino California Lanham Maryland Andover Massachusetts Billerica Massachusetts Arlington Virginia Fairfax Virginia	5,055 * 2,203 28 1,284 131 338 1,184 114-
247	PHASE IV SYSTEMS INC Huntsville Alabama	S 5,848 * 5,848	270	SYNETICS CORPORATION El Cajon California San Diego California Slocums Corner Massachusetts Wakefield Massachusetts Dahlgren Virginia	S 5,050 * 200 1,117 81 2,061 1,591
248	INTERNATIONAL SOFTWARE SYSTEMS Austin Texas	S 5,841 * 5,841	271	GEC MARCONI CO LTD San Diego California New London Connecticut Newark New Jersey Wayne New Jersey UNITED KINGDOM	5,046 * 304 39 1,368 1,500 1,835
249	RAYTHEON SERVICE COMPANY Albuquerque New Mexico	5,836 * 5,836	272	KOPIN CORPORATION Taunton Massachusetts	S 4,981 * 4,981
250	SCIENCE RESEARCH LABORATORY Alameda California Somerville Massachusetts	S 5,829 * 500 5,329	273	RESEARCH MANAGEMENT CONS Point Mugu Naval Air California McLean Virginia	S 4,974 * 2,283 2,690
251	SRS TECHNOLOGIES Huntsville Alabama Newport Beach California	S 5,827 * 1,829 3,998	275	WILLIAMS INTERNATIONAL CORP Antioch Michigan Walled Lake Michigan	4,954 * 133 4,821
252	TORRANCE ADVANCED METALS CORP San Diego California	5,786 * 5,786	276	VISIDYNE INC Goleta California Burlington Massachusetts	S 4,920 * 2,322 2,598
253	BRUNSWICK CORPORATION De Land Florida Marion Virginia	5,769 * 2,272 3,497	277	FIBERTEK INC Herndon Virginia	S 4,917 * 4,917
254	FOSTER MILLER INC Waltham Massachusetts Weston Massachusetts	S 5,760 * 5,705 55	278	EBASCO SERVICES INC New York New York Bellevue Washington	4,904 * 4,700 204
255	EARTH TECHNOLOGY CORP Atlanta Georgia	S 5,737 * 5,737	279	CALIFORNIA RESEARCH & TECH Los Angeles California Princeton New Jersey	4,899 * 4,283 616
257	MERIDIAN CORPORATION Alexandria Virginia	5,646 * 5,646	280	NEWPORT NEWS SHPBUILDING DRYDOCK Newport News Virginia	4,868 * 4,868
258	NICHOLSON & ASSOCIATES INC Huntsville Alabama	S 5,569 * 5,569			
259	MCDONNELL AIRCRAFT COMPANY Palo Alto California St. Louis Missouri	5,420 * 3,700 1,720			
261	RESEARCH & DEV LABORATORIES Culver City California Los Angeles California	S 5,356 * 5,237 119			
262	SOFTWARE TECHNOLOGY INC Washington D.C. Melbourne Florida	5,272 * 980 4,292			

- = Minus Amount (Cancellations Exceed New Awards)
S = Small Business

**Table 2. Net Value of DOD Prime Contract Awards Over \$25,000
for RDT&E to Business Firms: FY 1992**

Rank	Name of Contractor	Location of Work	Thousands of Dollars	Rank	Name of Contractor	Location of Work	Thousands of Dollars
281	INFOTEC DEVELOPMENT INC		S 4,790 *	305	VISICOM LABORATORIES INC		S 4,300 *
	San Diego	California	94		San Diego	California	4,300
	Santa Ana	California	1,019	306	ERC INTERNATIONAL INC		4,296 *
	Sunnyvale	California	3,676		San Diego	California	4,296
284	S R A TECHNOLOGIES INC		4,755 *	307	ADVANCED TECHNOLOGY & RESEARCH		S 4,291 *
	Rockville	Maryland	1,540		Huntsville	Alabama	57
	Alexandria	Virginia	3,215		Burtonsville	Maryland	199
285	ARES CORPORATION		S 4,725 *		Laurel	Maryland	3,621
	Arlington	Virginia	4,725		McKay Beach	Maryland	220
286	BECHTEL GROUP INC		4,700 *		Silver Spring	Maryland	58
	San Francisco	California	4,700		Dahlgren	Virginia	136
287	TRUSTED INFORMATION SYSTEMS		S 4,611 *	308	BLACK & DECKER CORPORATION		4,247 *
	Glenwood	Maryland	4,611		San Diego	California	1,358
288	HUGHES DANBURY OPTICAL SYSTEMS		4,575 *		Washington	D.C.	135
	Danbury	Connecticut	4,575		Bellevue	Nebraska	515
289	VRC CORPORATION		S 4,563 *		McLean	Virginia	2,005
	Alexandria	Virginia	4,563		Reston	Virginia	234
290	NATIVE AMERICAN CONSULTANTS		S 4,542 *	309	MECHANICAL TECHNOLOGY INC		4,208 *
	Washington	D.C.	4,542		Latham	New York	3,836
291	LOCKHEED ENGINEERING & SCIENCE		4,538 *		Cincinnati	Ohio	372
	White Sands MSL RGE	New Mexico	450	310	APPLIED RESEARCH ASSOC INC		S 4,206 *
	Dugway Proving Grd	Utah	4,088		Lakewood	Colorado	55
292	SYNDETIX INC		S 4,533 *		Aberdeen	Maryland	90
	Las Cruces	New Mexico	646		Albuquerque	New Mexico	2,958
	White Sands MSL RGE	New Mexico	3,886		South Royalton	Vermont	133
293	ACUREX CORPORATION		4,518 *		Springfield	Virginia	971
	Mountain View	California	1,604	312	SYSTEM RESOURCES CORPORATION		S 4,197 *
	Dayton	Ohio	2,264		Burlington	Massachusetts	57
	Wright Patterson AFB	Ohio	650		Shrewsbury	New Jersey	4,140
294	LITTLE ARTHUR D INC		4,511 *	314	DCS CORPORATION		S 4,112 *
	Cambridge	Massachusetts	4,511		Alexandria	Virginia	4,112
296	PHOTONICS SYSTEMS INC		S 4,495 *	315	TECHNOLOGY DEVELOPMENT CORP		S 4,079 *
	Northwood	Ohio	4,495		Huntsville	Alabama	4,079
297	AVCO RESEARCH LABORATORY INC		4,445 *	316	DEFENSE DIAMOND DEVELOPMENT CO		4,077 *
	Everett	Massachusetts	4,445		Arlington	Virginia	4,077
299	WHITTAKER CORPORATION		4,422 *	317	MRS TECHNOLOGY INC		S 4,059 *
	Simi Valley	California	4,422		Chelmsford	Massachusetts	4,059
300	EIEC SYSTEMS INC		S 4,415 *	318	SPERRY MARINE INC		4,043 *
	Hayward	California	4,415		Charlottesville	Virginia	4,043
301	UNITED INTERNATIONAL ENGRG		S 4,404 *	319	VARIAN ASSOCIATES INC		4,031 *
	Huntsville	Alabama	2,286		Palo Alto	California	3,080
	Albuquerque	New Mexico	2,118		Santa Clara	California	125
302	COMMUNICATIONS SATELLITE CORP		4,367 *		Beverly	Massachusetts	826
	Clarksburg	Maryland	4,367	321	ANALYTIX ELECTRONIC SYSTEMS		3,988 *
303	PHYSICAL OPTICS CORPORATION		S 4,325 *		Hudson	New Hampshire	3,988
	Mather AFB	California	50	323	HUGHES TRAINING SYS INC		3,941 *
	Santa Clara	California	50		Minneapolis	Minnesota	400
	Simi (Simi Valley)	California	98		Arlington	Texas	3,541
	Torrance	California	4,128	326	PHYSITRON INC		S 3,875 *
304	FAIRCHILD INDUSTRIES INC		4,305 *		Huntsville	Alabama	3,875
	Annapolis	Maryland	3,403	327	GALAXY SCIENTIFIC CORP		S 3,854 *
	Germentown Estates	Maryland	58		San Diego	California	689
	Greenbelt	Maryland	845		Mays Landing	New Jersey	800
					Warminster	Pennsylvania	2,366

- = Minus Amount (Cancellations Exceed New Awards)
S = Small Business

**Table 2. Net Value of DOD Prime Contract Awards Over \$25,000
for RDT&E to Business Firms: FY 1992**

Rank	Name of Contractor	Thousands of Dollars	Rank	Name of Contractor	Thousands of Dollars
	Location of Work			Location of Work	
328	WESTERN INSTRUMENT CORPORATION Ventura California	S 3,793 * 3,793	352	PHOTON DYNAMICS INC Milpitas California	S 3,387 * 3,387
329	MICROCOM CORPORATION Warminster Pennsylvania	S 3,781 * 3,781	353	OPTIMETRICS INC Bel Air Maryland Ann Arbor Michigan White Sands MSL RGE New Mexico	S 3,361 * 191 2,360 810
330	TERA COMPUTER COMPANY Seattle Washington	S 3,750 * 3,750	355	B-K DYNAMICS INC Adelphi Maryland Rockville Maryland	3,336 * 552 2,784
331	EIA TECHNOLOGIES CORPORATION Inglewood California Oxnard California Point Mugu Naval Air California San Diego California	S 3,744 * 1,299 200 466 1,780	356	DU PONT E I DE NEMOURS & CO Newark Delaware Wilmington Delaware	3,333 * 884 2,449
332	EPOCH ENGINEERING INC New London Naval Und Gaithersburg Connecticut Maryland	S 3,735 * 271 3,464	357	S-TRON Mountain View California Redwood City California	S 3,300 * 3,262 38
333	AEPCO INC Rockville Maryland	S 3,731 * 3,731	358	WEIDLINGER ASSOCIATES INC Los Altos California Palo Alto California New York New York	S 3,299 * 300 582 2,417
334	CUBIC CORPORATION San Diego California Oceanside-Escondido California	3,727 * 3,434 293	359	ARTECH CORP Falls Church Virginia	S 3,291 * 3,291
336	GEOMET INC Annapolis Maryland Gaithersburg Maryland Germantown Maryland	3,659 * 1,124 199 2,336	360	KRUG INTERNATIONAL CORPORATION Dayton Ohio San Antonio Texas	3,281 * 416 2,866
337	BERKELEY RESEARCH ASSOCIATES Berkeley California Washington D.C. Springfield Virginia	S 3,649 * 1,401 180 2,069	361	METRON INC Warminster Pennsylvania Reston Virginia	S 3,271 * 469 2,802
338	HARRIS GROUP THE INC Reston Virginia	S 3,649 * 3,649	362	KETRON INC Malvern Pennsylvania	S 3,245 * 3,245
339	ELECTROSPACE SYSTEMS INC Dayton Ohio Richardson Texas Waco Texas Alexandria Virginia Arlington Virginia	3,634 * 914 88 443 470 1,720	363	KONTECH INC Los Angeles California	3,240 * 3,240
343	ATLANTIC AEROSPACE ELECTRONICS Greenbelt Maryland Waltham Massachusetts	S 3,543 * 2,558 985	365	PENTASTAR ELECTRONICS INC Huntsville Alabama	3,189 * 3,189
346	SYSTEMS ENGRG & MGT ASSOC Arlington Virginia Falls Church Virginia	S 3,510 * 300 3,210	367	HORIZONS TECHNOLOGY INC San Diego California Melbourne Florida Billerica Massachusetts	S 3,111 * 2,750 263 98
347	ELDYNE INC San Diego California New London Connecticut	S 3,501 * 3,374 127	368	STEWART & STEVENSON SVCS INC Sealy Texas	3,100 * 3,100
348	SYSTEM EXPLORATION INTL San Diego California Dayton Ohio	S 3,467 * 2,838 629	369	ELECTRONIC COMPONENT SALES Baltimore Maryland Linthigh Maryland Dahlgren Virginia	S 3,085 * 2,882 76 128
349	ENVIRONMENTAL SYSTEMS RES INST Redlands California	S 3,467 * 3,467	370	M R J INC Oakton Virginia	S 3,059 * 3,059
350	SPIRE CORPORATION Huntsville Alabama Bedford Massachusetts	S 3,429 * 49 3,380	371	ADVANCED TECHNOLOGY MATERIALS Danbury Connecticut New Milford Connecticut	S 3,044 * 1,954 1,090
351	PARKER DRILLING COMPANY Eglin AFB Florida Austin Texas	3,396 * 1,149 2,246	372	ORLANDO TECHNOLOGY INC Orlando Florida Shalimar Florida	S 3,039 * 315 2,723
			373	CHRYSLER TECH ARBR SYSTEMS Waco Texas	3,031 * 3,031

- = Minus Amount (Cancellations Exceed New Awards)
S = Small Business

Table 2. Net Value of DOD Prime Contract Awards Over \$25,000 for RDT&E to Business Firms: FY 1992

Rank	Name of Contractor	Location of Work	Thousands of Dollars	Rank	Name of Contractor	Location of Work	Thousands of Dollars
374	DECISION SCIENCE APPLICATIONS	Arlington Virginia	S 3,028 * 3,028	393	SUPPORT CONTO SYSTEMS JV	Canarillo California	2,814 * 2,814
375	COLLINS SYSTEMS INTERNATIONAL	Richardson Texas	3,026 * 3,026	394	FIORE INDUSTRIES INC	Albuquerque New Mexico	S 2,784 * 2,784
376	SCI TEC INC	Princeton New Jersey Wayside New Jersey	2,978 * 2,874 103	395	SPECTRA DIODE LABORATORIES	San Jose California	2,774 * 2,774
377	POLAR ASSOCIATES	Santa Barbara California	S 2,973 * 2,973	396	HUGHES SIX CORPORATION	Washington D.C. Lanham Maryland Hanscom AFB Massachusetts	S 2,764 * 2,246 321 197
378	INTERFEROMETRICS INC	Washington D.C. Vienna Virginia	S 2,971 * 2,185 786	397	KEIRON CORPORATION	Cincinnati Ohio	2,753 * 2,753
379	PRESEARCH INCORPORATED	Panama City Florida Silver Spring Maryland Fairfax Virginia	2,960 * 1,837 496 627	398	GENERAL ELCTRC-RCA TECH LAB JV	Camden New Jersey Moorestown-Lenoia New Jersey	2,737 * 2,600 138
380	ARO CORPORATION	Buffalo New York	2,955 * 2,955	399	TITAN SYSTEMS INC	San Diego California	2,730 * 2,730
381	TEXAS INSTRS WESTINGHOUSE JV	Dallas Texas Lewisville Texas	2,952 * 2,990 38-	401	TECHNICAL & MGT SVCS CORP	Calverton Maryland Oceanport New Jersey	S 2,721 * 1,855 1,065
382	UNIVERSAL TECHNOLOGY CORP	Dayton Ohio	S 2,922 * 2,922	402	ARIST CORP	Alexandria Virginia	S 2,720 * 2,720
383	GLOBAL INFO SYSTEMS TECHNOLOGY	Savoy Illinois Undistributed	S 2,890 * 2,840 50	404	AMBER ENGINEERING INC	Goleta California	S 2,709 * 2,709
384	JASON ASSOCIATES CORPORATION	Del Mar California San Diego California	S 2,889 * 463 2,426	405	USBI CO INC	Huntsville Alabama	2,697 * 2,697
385	DYNAMICS RESEARCH CORPORATION	Wilmington Massachusetts Arlington Virginia	2,861 * 1,596 1,265	406	VEDA INTERNATIONAL INC	Dayton Ohio Alexandria Virginia	2,642 * 770 1,872
386	OGDEN GOVERNMENT SERVICES CORP	San Diego California Fairfax Virginia	2,847 * 2,397 450	407	ENGINEERING TECHNOLOGIES INC	McLean Virginia	S 2,633 * 2,633
387	BETA ANALYTICS INC	Upper Marlboro Maryland Alexandria Virginia	S 2,841 * 2,736 105	409	SOFTTECH INC	San Diego California Dayton Ohio Fairborn Ohio Houston Texas Alexandria Virginia	2,616 * 999 1,117 960 300 759-
388	PLANNING CONSULTANTS INC	Dahlgren Virginia	S 2,831 * 2,831	410	CREARE INC	Manover New Hampshire	S 2,605 * 2,605
390	SYSCON CORPORATION	New London Connecticut New London Naval Und Connecticut Washington D.C. Silver Spring Maryland Middletown Rhode Island Newport Rhode Island Dahlgren Virginia	2,820 * 125 399 350 935 296 198 518	411	EAI CORPORATION	Abingdon Maryland	S 2,572 * 2,572
391	METROLASER	Irvine California Menlo Park California	S 2,815 * 1,567 1,249	412	MAGNASCREEN CORPORATION	Philadelphia Pennsylvania Pittsburgh Pennsylvania	S 2,561 * 1,725 837
392	MICROELECTRONICS CMPT TECH CORP	Austin Texas	2,814 * 2,814	413	E-OIR MEASUREMENTS INC	Fort Belvoir Virginia Spotsylvania Virginia	S 2,530 * 2,011 519
				414	VIASAT INC	Carlsbad California San Diego California Aberdeen PROV GRND Maryland	S 2,521 * 2,061 410 50

- = Minus Amount (Cancellations Exceed New Awards)
S = Small Business

Table 2. Net Value of DOD Prime Contract Awards Over \$25,000 for RDT&E to Business Firms: FY 1992

Rank	Name of Contractor	Location of Work	Thousands of Dollars	Rank	Name of Contractor	Location of Work	Thousands of Dollars
415	ANDRULIS RESEARCH CORPORATION		S 2,515 *	440	WHEELER CONTRACTING INC		S 2,284 *
	Bethesda	Maryland	1,545		Minot	North Dakota	2,284
	Austin	Texas	200	442	SETA CORP		S 2,267 *
	Salt Lake City	Utah	710		McLean	Virginia	2,267
	Falls Church	Virginia	60	443	PIASECKI AIRCRAFT CORP		S 2,262 *
417	COMARCO INC		2,430 *		Essington	Pennsylvania	2,262
	Sierra Vista	Arizona	2,430	444	ALPHATECH INC		S 2,255 *
418	SYSTRAN CORP		S 2,426 *		Boston	Massachusetts	49
	Dayton	Ohio	2,426		Burlington	Massachusetts	2,206
419	GRUMMAN CORPORATION		2,417 *	445	SR. MIKON INC		S 2,243 *
	Bethpage	New York	2,417		Frederick	Maryland	2,243
421	GAMMA-METRICS		S 2,395 *	446	STANDISH INDUSTRIES INC		S 2,238 *
	San Diego	California	2,395		Lake Mills	Wisconsin	2,238
422	COMPUTER SCIENCE APPLICATIONS		S 2,393 *	447	AM GENERAL CORPORATION		2,233 *
	Eglin AFB	Florida	2,195		Livonia	Michigan	2,233
	Fort Walton Beach	Florida	198	448	AIL SYSTEMS INC		2,232 *
423	INTERNATIONAL SENSOR TECH		S 2,387 *		Deer Park	New York	2,193
	Pullman	Washington	2,387		Belville	New York	39
425	LOGISTICS MANAGEMENT ENGRG		S 2,382 *	449	REMECH SERVICES INC		S 2,226 *
	China Lake NUC	California	819		Newport News	Virginia	2,226
	Warminster	Pennsylvania	1,563	450	DIGITAL WIZARDS INC		S 2,217 *
426	TRACOR AEROSPACE INC		2,378 *		San Diego	California	2,217
	Austin	Texas	2,328	451	TMA/EBERLINE		2,215 *
	Provo	Utah	50		Johnston Atoll	U.S. Minor	2,215
427	ALAR PRODUCTS INC		S 2,377 *	452	JJM SYSTEMS INC		S 2,214 *
	Kent	Ohio	2,377		Warminster	Pennsylvania	2,214
428	RADIX SYSTEMS INC		S 2,374 *	453	APTEK INC		S 2,212 *
	Quince Orchard Plaza	Maryland	196		San Jose	California	447
	Rockville	Maryland	2,178		Colorado Springs	Colorado	1,765
429	TEC MASTERS INC		S 2,365 *	454	SENTIEL CORP		S 2,193 *
	Huntsville	Alabama	2,365		Eglin AFB	Florida	2,143
430	FRONTIER ENGINEERING INC		S 2,360 *		Arlington	Virginia	50
	Dayton	Ohio	833	455	INTEGRATED SYSTEMS INC		S 2,184 *
	Oklahoma City	Oklahoma	238		Palo Alto	California	724
	Stillwater	Oklahoma	1,289		Santa Clara	California	1,104
431	ADVANCED DECISION SYSTEMS		S 2,336 *		Norcross	Georgia	324
	Mountain View	California	2,336		Northborough	Massachusetts	32
433	ADVANCE INCORPORATED		S 2,334 *	456	WAGNER DANIEL H ASSOCIATES		S 2,175 *
	Dahlgren	Virginia	2,334		Paoli	Pennsylvania	1,542
434	M I L SYSTEMS INC		S 2,334 *		Hampton	Virginia	633
	Dayton	Ohio	963	457	BRTRC INC		S 2,170 *
	Wright Patterson AFB	Ohio	1,370		Oak Valley Estates	Virginia	458
437	CIMFLEX TEKKNOWLEDGE CORP		S 2,295 *		Vienna	Virginia	1,712
	Palo Alto	California	2,295	458	SUPERCONDUCTOR TECHNOLOGIES		S 2,165 *
438	DATA-DESIGN LABORATORIES INC		S 2,286 *		Santa Barbara	California	2,165
	Bayview	Idaho	81	459	MANAGEMENT CONSULTING & RES		S 2,163 *
	Chantilly	Virginia	2,045		Dayton	Ohio	91
	McLean	Virginia	160		Falls Church	Virginia	2,073
439	BELL COMMUNICATIONS RESEARCH		2,284 *	460	AMHERST SYSTEMS INC		S 2,159 *
	Livingston	New Jersey	639		Buffalo	New York	2,159
	Morristown	New Jersey	1,130				
	Red Bank	New Jersey	515				

- = Minus Amount (Cancellations Exceed New Awards)
S = Small Business

**Table 2. Net Value of DOD Prime Contract Awards Over \$25,000
for RDT&E to Business Firms: FY 1992**

Rank	Name of Contractor Location of Work	Thousands of Dollars	Rank	Name of Contractor Location of Work	Thousands of Dollars
461	TOYON RESEARCH CORP Goleta California	S 2,157 * 2,157	482	INTEGRAL SYSTEMS INC Baltimore Maryland Lanham Maryland	S 2,016 * 1,116 900
462	VANGUARD RESEARCH INC Fairfax Virginia	S 2,143 * 2,143	483	ZENITH ELECTRONICS CORPORATION Glenview Illinois	2,000 * 2,000
463	TECHNOLOGY APPLICATIONS Placentia California	S 2,142 * 2,142	484	INFORMATION SYSTEMS NETWORKS CORP Atlanta Georgia Bethesda Maryland Dayton Ohio	S 1,994 * 79 195 1,719
464	SPECTRUM SCIENCES INC Santa Clara California	S 2,140 * 2,140	485	LEXA INTERNATIONAL CORPORATION Walpole Massachusetts	1,993 * 1,993
465	HUGHES ASSOCIATES INC Columbia Maryland Wheaton-Glenmont Maryland	S 2,114 * 2,015 100	486	RAYOVAC CORPORATION Madison Wisconsin	1,991 * 1,991
466	COMTEK RESEARCH INC Goleta California	2,114 * 2,114	487	FALCON ASSOCIATES LTD Springfield Virginia	1,988 * 1,988
467	ELECTRONIC WARFARE ASSOCIATES Orlando Florida Vienna Virginia Fairmont West Virginia	S 2,102 * 237 175 1,690	488	CSA ENGINEERING INC Palo Alto California Wright Patterson AFB Ohio	1,988 * 657 1,330
468	STV GROUP INC Pottstown Pennsylvania Warminster Pennsylvania	2,100 * 922 1,178	489	SCHWARTZ ELECTRO-OPTICS INC Orlando Florida Boston Massachusetts Concord Massachusetts	S 1,973 * 1,749 165 60
469	PRC/ORI JV Huntsville Alabama McLean Virginia Reston Virginia	2,098 * 682 1,163 253	490	ADVANCED RESOURCE TECHNOLOGIES Alexandria Virginia	S 1,965 * 1,965
470	RF MICROSYSTEMS INC El Cajon California San Diego California	S 2,097 * 930 1,167	491	ARINC INCORPORATED Annapolis Maryland	1,954 * 1,954
471	SYSTEMS ENGINEERING ASSOCIATES San Diego California New London Connecticut Newport Rhode Island	2,096 * 1,290 171 635	492	NATIONAL PATENT DEVELOPMENT CORP Cape Canaveral AFS Florida Jacksonville Florida	1,954 * 189 1,765
472	ADVANCED ACOUSTICAL CONCEPTS Ronkonkoma New York	S 2,095 * 2,095	493	TITAN CORPORATION Costa Mesa California Los Alamitos California Los Angeles California San Diego California Princeton New Jersey	1,953 * 399 802 600 99 53
473	RESOURCE CONSULTANTS INC San Diego California Vienna Virginia Virginia Beach Virginia	2,093 * 1,152 983 42-	494	ADVANCED MARINE ENTERPRISES Arlington Virginia	S 1,950 * 1,950
476	MIKROS SYSTEMS CORPORATION Princeton New Jersey	S 2,055 * 2,055	495	SENSCI CORP Alexandria Virginia	S 1,947 * 1,947
477	STRUCTURED TECHNOLOGY CORP New London Connecticut Miantic Connecticut	S 2,048 * 1,182 866	496	KAMAN AEROSPACE CORPORATION Tucson Arizona Bloomfield Connecticut	1,946 * 503 1,443
478	DOSS AVIATION INC Enterprise Alabama	S 2,044 * 2,044	497	STRATEGIC ANALYSIS INC Arlington Virginia	S 1,942 * 1,942
479	HEWLETT-PACKARD COMPANY Palo Alto California Rockville Maryland Burlington Massachusetts Paramus New Jersey	2,032 * 65 1,832 84 58	498	AEL INDUSTRIES INC Dayton Ohio Lansdale Pennsylvania	1,932 * 1,064 868
480	DEVELOPMENTAL SCIENCES CORP Ontario California	2,037 * 2,037	499	HYPRES INC Elmsford New York	S 1,931 * 1,931
481	IRVINE SENSORS CORPORATION Costa Mesa California	S 2,017 * 2,017	500	SUNDSTRAND CORPORATION San Diego California Rockford Illinois	1,926 * 1,233 693
TOTAL					18,436,896

- = Minus Amount (Cancellations Exceed New Awards)
S = Small Business

Table 3. Net Value of DOD Prime Contract Awards Over \$25,000 for RDT&E to Educational and Nonprofit Institutions: FY 1992

Rank	Name of Contractor Location of Work	Thousands of Dollars	Rank	Name of Contractor Location of Work	Thousands of Dollars
13	JOHNS HOPKINS UNIVERSITY Baltimore Maryland Laurel Maryland	405,429 * 3,021 402,408		BAITELLE MEMORIAL INSTITUTE (Cont)	
15	MASSACHUSETTS INST OF TECHNOLOG Cambridge Maine Boston Massachusetts Cambridge Massachusetts Lexington Massachusetts	386,164 * 895 293 11,171 373,805		Athens Georgia Atlanta Georgia Augusta Georgia Carbondale Illinois Champaign Illinois Chicago Illinois West Lafayette Indiana Benton Kentucky New Orleans Louisiana Aberdeen Maryland Annapolis Maryland Perry Hall Maryland Silver Spring Maryland Amherst Massachusetts Duxbury Massachusetts Fort Devens Massachusetts Lexington Massachusetts North Andover Massachusetts Waltham Massachusetts Worcester Massachusetts Ann Arbor Michigan St. Clair Shores Michigan State College Mississippi Ballwin Missouri Lincoln Nebraska Allenhurst New Jersey Colts Neck New Jersey Dayton New Jersey Dunellen New Jersey Highstown New Jersey Lawrenceville New Jersey Newark New Jersey New Brunswick New Jersey Albuquerque New Mexico Las Cruces New Mexico Los Alamos New Mexico Amherst New York Elmsford New York Ithaca New York New York New York Syracuse New York Charlotte North Carolina Durham North Carolina Fayetteville North Carolina Greensboro North Carolina Raleigh North Carolina Akron Ohio Cincinnati Ohio Columbus Ohio Bala-Cynwyd Pennsylvania Devon-Berwyn Pennsylvania Philadelphia Pennsylvania State College Pennsylvania Upper St. Clair Pennsylvania Clemson South Carolina Clemson University South Carolina Garden City Beach South Carolina Knoxville Tennessee Bryan Texas Dallas Texas Lubbock Texas San Antonio Texas Logan Utah North Logan Utah Alexandria Virginia Arlington Virginia Fairfax Virginia Falls Church Virginia Herridon Virginia Vienna Virginia Virginia Beach Virginia Richland Washington Seattle Washington Madison Wisconsin	66 59 58 40 39 42 27 28 32 31 26 26 36 158 25 48 42 191 34 37 190 41 142 30 32 39 41 40 41 34 28 31 41 51 72 58 31 51 31 161 107 67 35 31 33 139 31 50 39,253 29 36 69 27 29 36 51 222 99 84 82 184 74 291 90 99
19	AEROSPACE CORPORATION El Segundo California	253,455 * 253,455			
22	MITRE CORPORATION Bedford Massachusetts McLean Virginia	241,315 * 238,172 3,144			
47	I I T RESEARCH INSTITUTE Chicago Illinois La Porte Indiana Rome New York Oak Ridge Tennessee	74,950 * 65,866 110 50 8,924			
54	RAND CORPORATION Los Angeles California Santa Monica California	71,814 * 22,488 49,326			
55	SOUTH CAROLINA RESCH AUTHORITY Charleston South Carolina North Charleston South Carolina	69,430 * 68,630 800			
56	INSTITUTE FOR DEF ANALYSES Alexandria Virginia	68,840 * 68,840			
63	UNIVERSITY OF TEXAS Hudson New Hampshire Arlington Texas Austin Texas Dallas Texas El Paso Texas Richardson Texas San Antonio Texas	57,605 * 96 896 55,910 75 132 496 0-			
67	CARNEGIE MELLON UNIVERSITY Pittsburgh Pennsylvania	54,166 * 54,166			
71	SRI INTERNATIONAL Los Angeles California Marina del Rey California Menlo Park California New London Naval Und Connecticut Potadon New York Rome New York Columbus Ohio Frytown Virginia	48,914 * 326 42 45,865 45 29 79 30 2,498			
74	BAITELLE MEMORIAL INSTITUTE Auburn Alabama Huntsville Alabama Cypress California El Segundo California Lanaha Plana California Los Angeles California Menlo Park California Monterey California San Diego California Boulder Colorado Fort Collins Colorado West Mystic Connecticut Newark Delaware Washington D.C. Gainesville Florida Melbourne Florida Orlando Florida Tampa Florida	46,458 * 162 392 42 100 98 33 329 46 32 81 31 72 141 60 100 109 427 28			

- = Minus Amount (Cancellations Exceed New Awards)

Table 3. Net Value of DOD Prime Contract Awards Over \$25,000 for RDT&E to Educational and Nonprofit Institutions: FY 1992

Rank	Name of Contractor Location of Work	Thousands of Dollars	Rank	Name of Contractor Location of Work	Thousands of Dollars
	BATTELLE MEMORIAL INSTITUTE (Cont) CANADA	51	142	STANFORD UNIVERSITY Santa Clara California Stanford California	14,155 * 40 14,115
76	PENNSYLVANIA STATE UNIVERSITY State College Pennsylvania Tucker Texas	46,011 * 41,237 4,775	182	SALK INST FOR BILGICAL STUDIES Swiftwater Pennsylvania	10,021 * 10,021
86	ANALYTIC SERVICES INC Colorado Springs Colorado Arlington Virginia	34,799 * 50 34,749	184	UNIVERSITY OF PENNSYLVANIA Philadelphia Pennsylvania State College Pennsylvania	9,928 * 2,965 6,963
88	DRAPER CHARLES STARK LAB INC Boston Massachusetts Cambridge Massachusetts	34,472 * 250 34,222	187	UNIVERSITY OF NEW MEXICO Albuquerque New Mexico Kirtland AFB New Mexicc	9,734 * 2,114 7,620
91	UNIVERSITY OF SOUTHERN CALIF Los Angeles California Los Angeles Air Forc California Santa Cruz California	33,275 * 25,228 8,010 38	188	RIVERSIDE RESEARCH INSTITUTE New York New York	9,727 * 9,727
95	LOGISTICS MANAGEMENT INSTITUTE Washington D.C. Bethesda Maryland	31,279 * 1,755 29,524	193	NEW MEXICO STATE UNIVERSITY Las Cruces New Mexico White Sands MSL RGE New Mexico	9,325 * 7,162 2,163
99	UTAH STATE UNIVERSITY Bedford Massachusetts Logan Utah	28,440 * 550 27,890	194	NATIONAL ACADEMY SCIENCES USA San Diego California Washington D.C.	9,269 * 71 9,198
101	UNIVERSITY OF DAYTON Williams AFB Arizona Edwards AFB California Dayton Ohio Montgomery Ohio	27,627 * 4,053 3,764 19,650 160	206	SOUTHEASTN CTR ELECTR ENG ED Orlando Florida Saint Cloud Florida Piscataway New Jersey Wright Patterson AFB Ohio	8,443 * 5,758 1,968 37 680
116	UNIVERSITY OF PITTSBURGH Johnstown Pennsylvania Pittsburgh Pennsylvania	21,971 * 21,235 736	214	MERCER UNIVERSITY Macon Georgia Robins AFB Georgia	7,507 * 41 7,467
120	UNIVERSITY OF FLORIDA Fussele Corner Florida Gainesville Florida	20,293 * 450 19,843	220	UNIVERSITY OF ALABAMA Birmingham Alabama Huntsville Alabama Tuscaloosa Alabama	7,044 * 690 6,260 94
127	UNIVERSITY OF CALIFORNIA Berkeley California Davis California Irvine California Isla Vista California La Jolla Indian Rees California Los Angeles California Placentia California San Diego California San Francisco California Santa Barbara California	16,997 * 2,301 161 2,095 63 50 4,794 1,495 4,845 294 887	230	SOUTHWEST RESEARCH INSTITUTE San Antonio Texas San Diego Texas	6,558 * 6,382 176
131	ENVIRONMENTAL RES INST OF MICH Los Angeles California Ann Arbor Michigan	16,190 * 468 15,722	232	MAYO FOUNDATION Rochester Minnesota	6,513 * 6,513
132	GEORGIA TECH RESEARCH CORP New London Connecticut Atlanta Georgia	16,175 * 194 15,981	234	GEORGIA INSTITUTE TECHNOLOGY Atlanta Georgia	6,358 * 6,358
138	UNIVERSITY OF WASHINGTON Seattle Washington	15,019 * 15,019	242	UNIVERSITY OF CENTRAL FLORIDA Orlando Florida East Amherst New York	6,037 * 5,826 212
141	UNIVERSITY OF MINNESOTA Duluth Minnesota Minneapolis Minnesota St. Paul Minnesota	14,189 * 69- 6,701 7,557	256	NATIONAL DEFENSE ENVMTL CORP Johnstown Pennsylvania	5,650 * 5,650
			265	SYRACUSE RESEARCH CORP Syracuse New York	5,216 * 5,216
			274	UNIVERSITY OF MARYLAND Baltimore Maryland College Park Maryland College Park Maryland Queenstown Maryland CHILE	4,957 * 1,363 3,267 65 150 112
			282	UNIVERSITY OF MASSACHUSETTS Amherst Massachusetts Worcester Massachusetts	4,772 * 4,429 343

- = Minus Amount (Cancellations Exceed New Awards)

Table 3. Net Value of DOD Prime Contract Awards Over \$25,000 for RDT&E to Educational and Nonprofit Institutions: FY 1992

Rank	Name of Contractor Location of Work	Thousands of Dollars	Rank	Name of Contractor Location of Work	Thousands of Dollars
283	CORNELL UNIVERSITY Ithaca New York New York New York	4,761 * 4,819 59-	436	RENSSELAER POLYTECHNIC INST Rensselaer New York Troy New York	2,296 * 633 1,663
295	GENERAL HOSPITAL CORPORATION Boston Massachusetts	4,500 * 4,500	441	HARVARD UNIVERSITY Cambridge Maine Boston Massachusetts Cambridge Massachusetts Southboro Massachusetts	2,275 * 132 130 1,953 60
311	RESEARCH TRIANGLE INSTITUTE Raleigh North Carolina Research Triangle PK North Carolina	4,206 * 283 3,923	475	MIAMI VALLEY RESEARCH INST Dayton Ohio TOTAL	2,080 * 2,080 2,350,225
313	OKLAHOMA STATE UNIVERSITY Eglin AFB Florida Stillwater Oklahoma	4,157 * 2,205 1,952			
320	VANDERBILT UNIVERSITY Nashville Tennessee	4,000 * 4,000			
322	BOSTON COLLEGE TRUSTEES OF Boston Massachusetts Newton Massachusetts	3,983 * 3,833 150			
324	UNIVERSITY OF MICHIGAN Ann Arbor Michigan	3,893 * 3,893			
325	DUKE UNIVERSITY Duke University North Carolina	3,893 * 3,893			
335	BOSTON UNIVERSITY Boston Massachusetts	3,719 * 3,719			
345	UNIVERSITY OF ARIZONA Tucson Arizona	3,522 * 3,522			
354	SOUTHERN RESEARCH INSTITUTE Birmingham Alabama	3,356 * 3,356			
366	MIDWEST RESEARCH INSTITUTE Kansas City Missouri Arnold Air Force Sta Tennessee	3,150 * 3,100 50			
400	UNIVERSITY OF ILLINOIS Champaign Illinois Chicago Illinois University of Illino Illinois Urbana Illinois	2,722 * 1,245 1,448 91 62-			
403	UNIVERSITY OF UTAH Salt Lake City Utah	2,714 * 2,714			
408	TRUSTEES COLUMBIA UNIV Liberty New York New York New York	2,631 * 65 2,566			
416	WOODS HOLE OCEANOGRAPHIC INST Woods Hole Massachusetts Naval USC Rhode Island	2,437 * 2,392 45			
420	JACKSON HENRY M FOUNDATION Bethesda Maryland	2,412 * 2,412			
424	UNIVERSITY RES FOUNDATION College Park Maryland	2,385 * 2,385			
432	SAN DIEGO STATE UNIV ENDTN San Diego California	2,335 * 2,335			
435	RUTGERS STATE UNIVERSITY OF NJ New Brunswick New Jersey Piscataway New Jersey	2,316 * 1,663 653			

- = Minus Amount (Cancellations Exceed New Awards)

**Table 4. Net Value of DOD Prime Contract Awards Over \$25,000
for RDT&E to Foreign Contractors: FY 1992**

Rank	Name of Contractor Location of Work	Thousands of Dollars	Rank	Name of Contractor Location of Work	Thousands of Dollars
52	ISRAEL AIRCRAFT INDUSTRIES LTD ISRAEL	72,565 * 72,565			
104	MINISTRY OF DEFENSE UK UNITED KINGDOM	25,531 * 25,531			
201	CANADIAN COMMERCIAL CORPORATI CANADA	8,694 * 8,694			
260	PORTON INTERNATIONAL INC UNITED KINGDOM	5,408 * 5,408			
298	RAM SYSTEMS GMBH GERMANY	4,437 * 4,437			
340	IADIRAN ISRAEL ELECTRONICS IND ISRAEL	3,617 * 3,617			
341	FERRANTI INTERNATIONAL UNITED KINGDOM	3,588 * 3,588			
342	GENERAL ELECTRIC CO PLC THE CANADA	3,564 * 3,564			
344	DELIA TEK LIMITED UNITED KINGDOM	3,543 * 3,543			
364	COMPUTING DEVICES CANADA LTD CANADA	3,209 * 3,209			
389	SOCIETE GENERALE DES TAPIS SA GERMANY	2,826 * 2,826			
474	SOREQ NUCLEAR RESEARCH CENTER ISRAEL	2,083 * 2,083			
	TOTAL	139,064			

- = Minus Amount (Cancellations Exceed New Awards)

**Table 5. Net Value of DOD Prime Contract Awards Over \$25,000
for RDT&E to U.S. Government Agencies: FY 1992**

Rank	Name of Contractor Location of Work	Thousands of Dollars	Rank	Name of Contractor Location of Work	Thousands of Dollars
170	UNITED STATES DEPT OF COMMERCE	10,760 *			
	Boulder Colorado	1,212			
	Washington D.C.	684			
	Gaithersburg Maryland	7,403			
	Glen Burnie Maryland	125			
	Rockville Maryland	356			
	Silver Spring Maryland	30			
	Arlington Virginia	736			
	Seattle Washington	214			
245	UNITED STATES DEPT OF ENERGY	5,883 *			
	Oakland California	2,464			
	Sacramento California	53			
	Washington D.C.	143			
	Argonne Illinois	342			
	Love Mississippi	170			
	Princeton New Jersey	99			
	Albuquerque New Mexico	1,238			
	Upton (Brookhaven Na New York	478			
	Bartlesville Oklahoma	222			
	Oak Ridge Tennessee	523			
	Richland Washington	150			
	TOTAL	16,643			

- = Minus Amount (Cancellations Exceed New Awards)